

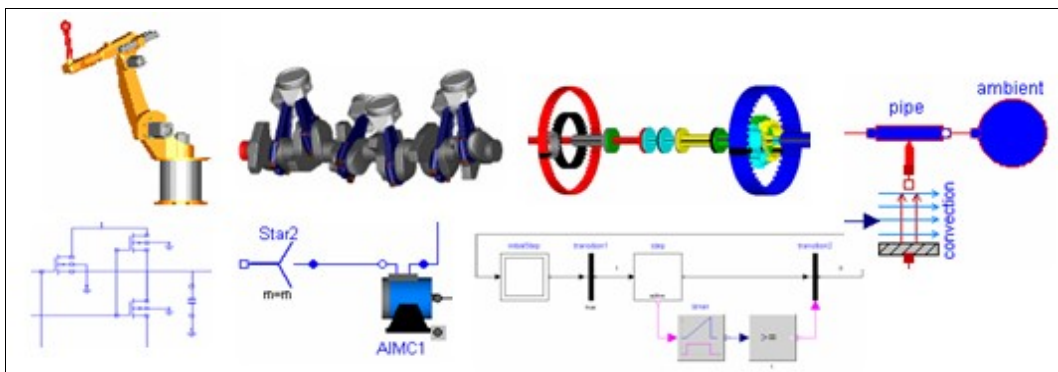


Modelica Standard Library

Version 3.0

February 2008

Tutorial and Reference



Modelica Association
<http://www.Modelica.org>

Copyright © 1998-2008, Modelica Association (<http://www.Modelica.org>)

Modelica® is a registered trademark of the Modelica Association

This manual can be freely distributed according to the Modelica License (which holds for the source code of the Modelica Standard Library, including its documentation):

Redistribution and use in source and binary forms, with or without modification are permitted, provided that the following conditions are met:

1. The author and copyright notices in the source files, these license conditions and the disclaimer below are (a) retained and (b) reproduced in the documentation provided with the distribution.
2. Modifications of the original source files are allowed, provided that a prominent notice is inserted in each changed file and the accompanying documentation, stating how and when the file was modified, and provided that the conditions under (1) are met.
3. It is not allowed to charge a fee for the original version or a modified version of the software, besides a reasonable fee for distribution and support. Distribution in aggregate with other (possibly commercial) programs as part of a larger (possibly commercial) software distribution is permitted, provided that it is not advertised as a product of your own.

Disclaimer:

The software (sources, binaries, etc.) in their original or in a modified form are provided "as is" and the copyright holders assume no responsibility for its contents what so ever. Any express or implied warranties, including, but not limited to, the implied warranties of merchantability and fitness for a particular purpose are disclaimed. In no event shall the copyright holders, or any party who modify and/or redistribute the package, be liable for any direct, indirect, incidental, special, exemplary, or consequential damages, arising in any way out of the use of this software, even if advised of the possibility of such damage.

Modelica is a freely available, object-oriented language for modeling of large, complex, and heterogeneous physical systems. It is suited for multi-domain modeling, for example, mechatronic models in robotics, automotive and aerospace applications involving mechanical, electrical, hydraulic and control subsystems, process oriented applications and generation and distribution of electric power. Models in Modelica are mathematically described by differential, algebraic and discrete equations. No particular variable needs to be solved for manually. A Modelica tool will have enough information to decide that automatically. Modelica is designed such that available, specialized algorithms can be utilized to enable efficient handling of large models having more than one hundred thousand equations. Modelica is suited and used for hardware-in-the-loop simulations and for embedded control systems.

Modelica is developed by the Modelica Association, a non-profit organization with seat in Linköping, Sweden. The Modelica Association also develops the **free Modelica Standard Library** containing model components in many domains that are based on standardized interface definitions. This manual was automatically produced from the documentation included in the Modelica Standard Library.

The source code of the **Modelica Standard Library**, as well as this manual, is available at <http://www.Modelica.org/libraries/Modelica>

Links to other **free** and **commercial Modelica libraries** (utilizing the Modelica Standard Library) are available at <http://www.Modelica.org/libraries>.

Links and short descriptions of **Modelica modeling and simulation environments** are available at <http://www.Modelica.org/tools>.

Contents

Modelica.....	43
Modelica.UsersGuide.....	44
Modelica.UsersGuide.Overview.....	44
Modelica.UsersGuide.Connectors.....	46
Modelica.UsersGuide.Conventions.....	47
Modelica.UsersGuide.ParameterDefaults.....	48
Modelica.UsersGuide.ReleaseNotes.....	49
Modelica.UsersGuide.ReleaseNotes.Version_3_0.....	51
Modelica.UsersGuide.ReleaseNotes.Version_2_2_2.....	61
Modelica.UsersGuide.ReleaseNotes.Version_2_2_1.....	69
Modelica.UsersGuide.ReleaseNotes.Version_2_2.....	74
Modelica.UsersGuide.ReleaseNotes.Version_2_1.....	75
Modelica.UsersGuide.ReleaseNotes.Version_1_6.....	77
Modelica.UsersGuide.ReleaseNotes.Version_1_5.....	78
Modelica.UsersGuide.ReleaseNotes.Version_1_4.....	82
Modelica.UsersGuide.ModelicaLicense.....	83
Modelica.UsersGuide.Contact.....	84
Modelica.Blocks.....	86
Modelica.Blocks.Examples.....	87
Modelica.Blocks.Examples.PID_Controller.....	87
Modelica.Blocks.Examples.InverseModel.....	89
Modelica.Blocks.Examples.ShowLogicalSources.....	90
Modelica.Blocks.Examples.LogicalNetwork1.....	90
Modelica.Blocks.Examples.BusUsage.....	90
Modelica.Blocks.Examples.BusUsage_Uilities.....	93
Modelica.Blocks.Examples.BusUsage_Uilities.Interfaces.....	93
Modelica.Blocks.Examples.BusUsage_Uilities.Interfaces.ControlBus.....	94
Modelica.Blocks.Examples.BusUsage_Uilities.Interfaces.SubControlBus.....	94
Modelica.Blocks.Examples.BusUsage_Uilities.Interfaces.InternalConnectors.....	94
Modelica.Blocks.Examples.BusUsage_Uilities.Interfaces.InternalConnectors.StandardControlBus.....	94
Modelica.Blocks.Examples.BusUsage_Uilities.Interfaces.InternalConnectors.StandardSubControlBus.....	95
Modelica.Blocks.Examples.BusUsage_Uilities.Part.....	95
Modelica.Blocks.Continuous.....	95
Modelica.Blocks.Continuous.Integrator.....	97
Modelica.Blocks.Continuous.LimIntegrator.....	97
Modelica.Blocks.Continuous.Derivative.....	98
Modelica.Blocks.Continuous.FirstOrder.....	99
Modelica.Blocks.Continuous.SecondOrder.....	99
Modelica.Blocks.Continuous.PI.....	100
Modelica.Blocks.Continuous.PID.....	101
Modelica.Blocks.Continuous.LimPID.....	102
Modelica.Blocks.Continuous.TransferFunction.....	104
Modelica.Blocks.Continuous.StateSpace.....	105
Modelica.Blocks.Continuous.Der.....	106
Modelica.Blocks.Continuous.LowpassButterworth.....	107
Modelica.Blocks.Continuous.CriticalDamping.....	107
Modelica.Blocks.Discrete.....	109
Modelica.Blocks.Discrete.Sampler.....	110
Modelica.Blocks.Discrete.ZeroOrderHold.....	110
Modelica.Blocks.Discrete.FirstOrderHold.....	111
Modelica.Blocks.Discrete.UnitDelay.....	111
Modelica.Blocks.Discrete.TransferFunction.....	112
Modelica.Blocks.Discrete.StateSpace.....	112

Modelica.Blocks.Discrete.TriggeredSampler.....	113
Modelica.Blocks.Discrete.TriggeredMax.....	114
Modelica.Blocks.Interfaces.....	114
Modelica.Blocks.Interfaces.RealInput.....	116
Modelica.Blocks.Interfaces.RealOutput.....	116
Modelica.Blocks.Interfaces.BooleanInput.....	116
Modelica.Blocks.Interfaces.BooleanOutput.....	116
Modelica.Blocks.Interfaces.IntegerInput.....	117
Modelica.Blocks.Interfaces.IntegerOutput.....	117
Modelica.Blocks.Interfaces.BlockIcon.....	117
Modelica.Blocks.Interfaces.SO.....	117
Modelica.Blocks.Interfaces.MO.....	117
Modelica.Blocks.Interfaces.SISO.....	118
Modelica.Blocks.Interfaces.SI2SO.....	118
Modelica.Blocks.Interfaces.SIMO.....	118
Modelica.Blocks.Interfaces.MISO.....	119
Modelica.Blocks.Interfaces.MIMO.....	119
Modelica.Blocks.Interfaces.MIMOs.....	120
Modelica.Blocks.Interfaces.MI2MO.....	120
Modelica.Blocks.Interfaces.SignalSource.....	120
Modelica.Blocks.Interfaces.SVcontrol.....	121
Modelica.Blocks.Interfaces.MVcontrol.....	121
Modelica.Blocks.Interfaces.DiscreteBlockIcon.....	122
Modelica.Blocks.Interfaces.DiscreteBlock.....	122
Modelica.Blocks.Interfaces.DiscreteSISO.....	122
Modelica.Blocks.Interfaces.DiscreteMIMO.....	122
Modelica.Blocks.Interfaces.DiscreteMIMOs.....	123
Modelica.Blocks.Interfaces.SVdiscrete.....	123
Modelica.Blocks.Interfaces.MVdiscrete.....	124
Modelica.Blocks.Interfaces.BooleanBlockIcon.....	124
Modelica.Blocks.Interfaces.BooleanSISO.....	125
Modelica.Blocks.Interfaces.BooleanMIMOs.....	125
Modelica.Blocks.Interfaces.MI2BooleanMOs.....	125
Modelica.Blocks.Interfaces.SI2BooleanSO.....	126
Modelica.Blocks.Interfaces.BooleanSignalSource.....	126
Modelica.Blocks.Interfaces.IntegerBlockIcon.....	126
Modelica.Blocks.Interfaces.IntegerSO.....	126
Modelica.Blocks.Interfaces.IntegerMO.....	127
Modelica.Blocks.Interfaces.IntegerSignalSource.....	127
Modelica.Blocks.Interfaces.IntegerSIBooleanSO.....	127
Modelica.Blocks.Interfaces.IntegerMIBooleanMOs.....	128
Modelica.Blocks.Interfaces.partialBooleanBlockIcon.....	128
Modelica.Blocks.Interfaces.partialBooleanSISO.....	128
Modelica.Blocks.Interfaces.partialBooleanSI2SO.....	129
Modelica.Blocks.Interfaces.partialBooleanSI3SO.....	129
Modelica.Blocks.Interfaces.partialBooleanSI.....	129
Modelica.Blocks.Interfaces.partialBooleanSO.....	129
Modelica.Blocks.Interfaces.partialBooleanSource.....	130
Modelica.Blocks.Interfaces.partialBooleanThresholdComparison.....	130
Modelica.Blocks.Interfaces.partialBooleanComparison.....	130
Modelica.Blocks.Interfaces.Adaptors.....	131
Modelica.Blocks.Interfaces.Adaptors.SendReal.....	131
Modelica.Blocks.Interfaces.Adaptors.SendBoolean.....	132
Modelica.Blocks.Interfaces.Adaptors.SendInteger.....	132
Modelica.Blocks.Interfaces.Adaptors.ReceiveReal.....	132
Modelica.Blocks.Interfaces.Adaptors.ReceiveBoolean.....	133
Modelica.Blocks.Interfaces.Adaptors.ReceiveInteger.....	133
Modelica.Blocks.Interfaces.PartialConversionBlock.....	133

Modelica.Blocks.Logical.....	134
Modelica.Blocks.Logical.And.....	135
Modelica.Blocks.Logical.Or.....	135
Modelica.Blocks.Logical.Xor.....	136
Modelica.Blocks.Logical.Nor.....	136
Modelica.Blocks.Logical.Nand.....	136
Modelica.Blocks.Logical.Not.....	137
Modelica.Blocks.Logical.Pre.....	137
Modelica.Blocks.Logical.Edge.....	137
Modelica.Blocks.Logical.FallingEdge.....	138
Modelica.Blocks.Logical.Change.....	138
Modelica.Blocks.Logical.GreaterThreshold.....	139
Modelica.Blocks.Logical.GreaterEqualThreshold.....	139
Modelica.Blocks.Logical.LessThreshold.....	139
Modelica.Blocks.Logical.LessEqualThreshold.....	140
Modelica.Blocks.Logical.Greater.....	140
Modelica.Blocks.Logical.GreaterEqual.....	140
Modelica.Blocks.Logical.Less.....	141
Modelica.Blocks.Logical.LessEqual.....	141
Modelica.Blocks.Logical.ZeroCrossing.....	141
Modelica.Blocks.Logical.LogicalSwitch.....	142
Modelica.Blocks.Logical.Switch.....	142
Modelica.Blocks.Logical.Hysteresis.....	143
Modelica.Blocks.Logical.OnOffController.....	143
Modelica.Blocks.Logical.TriggeredTrapezoid.....	144
Modelica.Blocks.Logical.Timer.....	144
Modelica.Blocks.Logical.TerminateSimulation.....	144
Modelica.Blocks.Math.....	145
Modelica.Blocks.Math.UnitConversions.....	146
Modelica.Blocks.Math.UnitConversions.To_degC.....	147
Modelica.Blocks.Math.UnitConversions.From_degC.....	147
Modelica.Blocks.Math.UnitConversions.To_degF.....	148
Modelica.Blocks.Math.UnitConversions.From_degF.....	148
Modelica.Blocks.Math.UnitConversions.To_degRk.....	148
Modelica.Blocks.Math.UnitConversions.From_degRk.....	148
Modelica.Blocks.Math.UnitConversions.To_deg.....	148
Modelica.Blocks.Math.UnitConversions.From_deg.....	148
Modelica.Blocks.Math.UnitConversions.To_rpm.....	149
Modelica.Blocks.Math.UnitConversions.From_rpm.....	149
Modelica.Blocks.Math.UnitConversions.To_kmh.....	149
Modelica.Blocks.Math.UnitConversions.From_kmh.....	149
Modelica.Blocks.Math.UnitConversions.To_day.....	149
Modelica.Blocks.Math.UnitConversions.From_day.....	150
Modelica.Blocks.Math.UnitConversions.To_hour.....	150
Modelica.Blocks.Math.UnitConversions.From_hour.....	150
Modelica.Blocks.Math.UnitConversions.To_minute.....	150
Modelica.Blocks.Math.UnitConversions.From_minute.....	150
Modelica.Blocks.Math.UnitConversions.To_litre.....	150
Modelica.Blocks.Math.UnitConversions.From_litre.....	151
Modelica.Blocks.Math.UnitConversions.To_kWh.....	151
Modelica.Blocks.Math.UnitConversions.From_kWh.....	151
Modelica.Blocks.Math.UnitConversions.To_bar.....	151
Modelica.Blocks.Math.UnitConversions.From_bar.....	151
Modelica.Blocks.Math.UnitConversions.To_gps.....	151
Modelica.Blocks.Math.UnitConversions.From_gps.....	152
Modelica.Blocks.Math.InverseBlockConstraints.....	152
Modelica.Blocks.Math.Gain.....	152
Modelica.Blocks.Math.MatrixGain.....	153

Modelica.Blocks.Math.Sum.....	153
Modelica.Blocks.Math.Feedback.....	154
Modelica.Blocks.Math.Add.....	154
Modelica.Blocks.Math.Add3.....	155
Modelica.Blocks.Math.Product.....	156
Modelica.Blocks.Math.Division.....	156
Modelica.Blocks.Math.Abs.....	156
Modelica.Blocks.Math.Sign.....	157
Modelica.Blocks.Math.Sqrt.....	157
Modelica.Blocks.Math.Sin.....	157
Modelica.Blocks.Math.Cos.....	158
Modelica.Blocks.Math.Tan.....	159
Modelica.Blocks.Math.Asin.....	159
Modelica.Blocks.Math.Acos.....	160
Modelica.Blocks.Math.Atan.....	160
Modelica.Blocks.Math.Atan2.....	161
Modelica.Blocks.Math.Sinh.....	161
Modelica.Blocks.Math.Cosh.....	162
Modelica.Blocks.Math.Tanh.....	162
Modelica.Blocks.Math.Exp.....	163
Modelica.Blocks.Math.Log.....	163
Modelica.Blocks.Math.Log10.....	164
Modelica.Blocks.Math.RealToInteger.....	165
Modelica.Blocks.Math.IntegerToReal.....	165
Modelica.Blocks.Math.BooleanToReal.....	165
Modelica.Blocks.Math.BooleanToInteger.....	166
Modelica.Blocks.Math.RealToBoolean.....	166
Modelica.Blocks.Math.IntegerToBoolean.....	167
Modelica.Blocks.Math.Max.....	167
Modelica.Blocks.Math.Min.....	167
Modelica.Blocks.Math.Edge.....	168
Modelica.Blocks.Math.BooleanChange.....	168
Modelica.Blocks.Math.IntegerChange.....	168
Modelica.Blocks.Nonlinear.....	169
Modelica.Blocks.Nonlinear.Limiter.....	169
Modelica.Blocks.Nonlinear.VariableLimiter.....	170
Modelica.Blocks.Nonlinear.DeadZone.....	170
Modelica.Blocks.Nonlinear.FixedDelay.....	171
Modelica.Blocks.Nonlinear.PadeDelay.....	171
Modelica.Blocks.Nonlinear.VariableDelay.....	172
Modelica.Blocks.Routing.....	172
Modelica.Blocks.Routing.ExtractSignal.....	173
Modelica.Blocks.Routing.Extractor.....	174
Modelica.Blocks.Routing.Multiplex2.....	174
Modelica.Blocks.Routing.Multiplex3.....	175
Modelica.Blocks.Routing.Multiplex4.....	175
Modelica.Blocks.Routing.Multiplex5.....	176
Modelica.Blocks.Routing.Multiplex6.....	176
Modelica.Blocks.Routing.DeMultiplex2.....	177
Modelica.Blocks.Routing.DeMultiplex3.....	177
Modelica.Blocks.Routing.DeMultiplex4.....	178
Modelica.Blocks.Routing.DeMultiplex5.....	178
Modelica.Blocks.Routing.DeMultiplex6.....	179
Modelica.Blocks.Routing.RealPassThrough.....	180
Modelica.Blocks.Routing.IntegerPassThrough.....	180
Modelica.Blocks.Routing.BooleanPassThrough.....	180
Modelica.Blocks.Sources.....	180
Modelica.Blocks.Sources.RealExpression.....	182

Modelica.Blocks.Sources.IntegerExpression.....	182
Modelica.Blocks.Sources.BooleanExpression.....	182
Modelica.Blocks.Sources.Clock.....	183
Modelica.Blocks.Sources.Constant.....	184
Modelica.Blocks.Sources.Step.....	184
Modelica.Blocks.Sources.Ramp.....	185
Modelica.Blocks.Sources.Sine.....	186
Modelica.Blocks.Sources.ExpSine.....	186
Modelica.Blocks.Sources.Exponentials.....	187
Modelica.Blocks.Sources.Pulse.....	188
Modelica.Blocks.Sources.SawTooth.....	188
Modelica.Blocks.Sources.Trapezoid.....	189
Modelica.Blocks.Sources.KinematicPTP.....	189
Modelica.Blocks.Sources.KinematicPTP2.....	190
Modelica.Blocks.Sources.TimeTable.....	191
Modelica.Blocks.Sources.CombiTimeTable.....	192
Modelica.Blocks.Sources.BooleanConstant.....	194
Modelica.Blocks.Sources.BooleanStep.....	195
Modelica.Blocks.Sources.BooleanPulse.....	196
Modelica.Blocks.Sources.SampleTrigger.....	196
Modelica.Blocks.Sources.BooleanTable.....	197
Modelica.Blocks.Sources.IntegerConstant.....	197
Modelica.Blocks.Sources.IntegerStep.....	198
Modelica.Blocks.Tables.....	198
Modelica.Blocks.Tables.CombiTable1D.....	198
Modelica.Blocks.Tables.CombiTable1Ds.....	200
Modelica.Blocks.Tables.CombiTable2D.....	202
Modelica.Blocks.Types.....	204
Modelica.Constants.....	205
Modelica.Electrical.....	207
Modelica.Electrical.Analog.....	208
Modelica.Electrical.Analog.Examples.....	208
Modelica.Electrical.Analog.Examples.CauerLowPassAnalog.....	209
Modelica.Electrical.Analog.Examples.CauerLowPassOPV.....	210
Modelica.Electrical.Analog.Examples.CauerLowPassSC.....	210
Modelica.Electrical.Analog.Examples.CharacteristicIdealDiodes.....	211
Modelica.Electrical.Analog.Examples.CharacteristicThyristors.....	211
Modelica.Electrical.Analog.Examples.ChuaCircuit.....	212
Modelica.Electrical.Analog.Examples.DifferenceAmplifier.....	212
Modelica.Electrical.Analog.Examples.HeatingMOSInverter.....	212
Modelica.Electrical.Analog.Examples.HeatingNPN_OrGate.....	212
Modelica.Electrical.Analog.Examples.HeatingRectifier.....	213
Modelica.Electrical.Analog.Examples.NandGate.....	213
Modelica.Electrical.Analog.Examples.Rectifier.....	213
Modelica.Electrical.Analog.Examples.ShowSaturatingInductor.....	214
Modelica.Electrical.Analog.Examples.ShowVariableResistor.....	214
Modelica.Electrical.Analog.Examples.Utilities.....	215
Modelica.Electrical.Analog.Examples.Utilities.Nand.....	215
Modelica.Electrical.Analog.Examples.Utilities.NonlinearResistor.....	215
Modelica.Electrical.Analog.Examples.Utilities.RealSwitch.....	216
Modelica.Electrical.Analog.Examples.Utilities.Transistor.....	216
Modelica.Electrical.Analog.Basic.....	216
Modelica.Electrical.Analog.Basic.Ground.....	217
Modelica.Electrical.Analog.Basic.Resistor.....	217
Modelica.Electrical.Analog.Basic.HeatingResistor.....	218
Modelica.Electrical.Analog.Basic.Conductor.....	218
Modelica.Electrical.Analog.Basic.Capacitor.....	219
Modelica.Electrical.Analog.Basic.Inductor.....	219

Modelica.Electrical.Analog.Basic.SaturatingInductor.....	220
Modelica.Electrical.Analog.Basic.Transformer.....	220
Modelica.Electrical.Analog.Basic.Gyrator.....	221
Modelica.Electrical.Analog.Basic.EMF.....	221
Modelica.Electrical.Analog.Basic.VCV.....	222
Modelica.Electrical.Analog.Basic.VCC.....	222
Modelica.Electrical.Analog.Basic.CCV.....	223
Modelica.Electrical.Analog.Basic.CCC.....	223
Modelica.Electrical.Analog.Basic.OpAmp.....	224
Modelica.Electrical.Analog.Basic.VariableResistor.....	224
Modelica.Electrical.Analog.Basic.VariableConductor.....	225
Modelica.Electrical.Analog.Basic.VariableCapacitor.....	225
Modelica.Electrical.Analog.Basic.VariableInductor.....	226
Modelica.Electrical.Analog.Ideal.....	226
Modelica.Electrical.Analog.Ideal.IdealThyristor.....	227
Modelica.Electrical.Analog.Ideal.IdealGTOThyristor.....	228
Modelica.Electrical.Analog.Ideal.IdealCommutingSwitch.....	228
Modelica.Electrical.Analog.Ideal.IdealIntermediateSwitch.....	229
Modelica.Electrical.Analog.Ideal.ControlledIdealCommutingSwitch.....	230
Modelica.Electrical.Analog.Ideal.ControlledIdealIntermediateSwitch.....	230
Modelica.Electrical.Analog.Ideal.IdealOpAmp.....	231
Modelica.Electrical.Analog.Ideal.IdealOpAmp3Pin.....	231
Modelica.Electrical.Analog.Ideal.IdealOpAmpLimited.....	232
Modelica.Electrical.Analog.Ideal.IdealDiode.....	232
Modelica.Electrical.Analog.Ideal.IdealTransformer.....	233
Modelica.Electrical.Analog.Ideal.IdealGyrator.....	233
Modelica.Electrical.Analog.Ideal.Idle.....	234
Modelica.Electrical.Analog.Ideal.Short.....	234
Modelica.Electrical.Analog.Ideal.IdealOpeningSwitch.....	234
Modelica.Electrical.Analog.Ideal.IdealClosingSwitch.....	235
Modelica.Electrical.Analog.Ideal.ControlledIdealOpeningSwitch.....	236
Modelica.Electrical.Analog.Ideal.ControlledIdealClosingSwitch.....	236
Modelica.Electrical.Analog.Interfaces.....	237
Modelica.Electrical.Analog.Interfaces.Pin.....	237
Modelica.Electrical.Analog.Interfaces.PositivePin.....	237
Modelica.Electrical.Analog.Interfaces.NegativePin.....	238
Modelica.Electrical.Analog.Interfaces.TwoPin.....	238
Modelica.Electrical.Analog.Interfaces.OnePort.....	238
Modelica.Electrical.Analog.Interfaces.TwoPort.....	239
Modelica.Electrical.Analog.Interfaces.AbsoluteSensor.....	239
Modelica.Electrical.Analog.Interfaces.RelativeSensor.....	239
Modelica.Electrical.Analog.Interfaces.VoltageSource.....	239
Modelica.Electrical.Analog.Interfaces.CurrentSource.....	240
Modelica.Electrical.Analog.Lines.....	240
Modelica.Electrical.Analog.Lines.OLine.....	241
Modelica.Electrical.Analog.Lines.ULine.....	241
Modelica.Electrical.Analog.Lines.TLine1.....	242
Modelica.Electrical.Analog.Lines.TLine2.....	242
Modelica.Electrical.Analog.Lines.TLine3.....	243
Modelica.Electrical.Analog.Semiconductors.....	244
Modelica.Electrical.Analog.Semiconductors.Diode.....	244
Modelica.Electrical.Analog.Semiconductors.PMOS.....	245
Modelica.Electrical.Analog.Semiconductors.NMOS.....	246
Modelica.Electrical.Analog.Semiconductors.NPN.....	247
Modelica.Electrical.Analog.Semiconductors.PNP.....	248
Modelica.Electrical.Analog.Semiconductors.HeatingDiode.....	249
Modelica.Electrical.Analog.Semiconductors.HeatingNMOS.....	250
Modelica.Electrical.Analog.Semiconductors.HeatingPMOS.....	251

Modelica.Electrical.Analog.Semiconductors.HeatingNPN.....	252
Modelica.Electrical.Analog.Semiconductors.HeatingPNP.....	254
Modelica.Electrical.Analog.Sensors.....	255
Modelica.Electrical.Analog.Sensors.PotentialSensor.....	255
Modelica.Electrical.Analog.Sensors.VoltageSensor.....	255
Modelica.Electrical.Analog.Sensors.CurrentSensor.....	256
Modelica.Electrical.Analog.Sensors.PowerSensor.....	256
Modelica.Electrical.Analog.Sources.....	256
Modelica.Electrical.Analog.Sources.SignalVoltage.....	257
Modelica.Electrical.Analog.Sources.ConstantVoltage.....	257
Modelica.Electrical.Analog.Sources.StepVoltage.....	258
Modelica.Electrical.Analog.Sources.RampVoltage.....	258
Modelica.Electrical.Analog.Sources.SineVoltage.....	258
Modelica.Electrical.Analog.Sources.ExpSineVoltage.....	259
Modelica.Electrical.Analog.Sources.ExponentialsVoltage.....	259
Modelica.Electrical.Analog.Sources.PulseVoltage.....	260
Modelica.Electrical.Analog.Sources.SawToothVoltage.....	260
Modelica.Electrical.Analog.Sources.TrapezoidVoltage.....	260
Modelica.Electrical.Analog.Sources.TableVoltage.....	261
Modelica.Electrical.Analog.Sources.SignalCurrent.....	262
Modelica.Electrical.Analog.Sources.ConstantCurrent.....	262
Modelica.Electrical.Analog.Sources.StepCurrent.....	262
Modelica.Electrical.Analog.Sources.RampCurrent.....	263
Modelica.Electrical.Analog.Sources.SineCurrent.....	263
Modelica.Electrical.Analog.Sources.ExpSineCurrent.....	264
Modelica.Electrical.Analog.Sources.ExponentialsCurrent.....	264
Modelica.Electrical.Analog.Sources.PulseCurrent.....	264
Modelica.Electrical.Analog.Sources.SawToothCurrent.....	265
Modelica.Electrical.Analog.Sources.TrapezoidCurrent.....	265
Modelica.Electrical.Analog.Sources.TableCurrent.....	266
Modelica.Electrical.Digital.....	267
Modelica.Electrical.Digital.UsersGuide.....	268
Modelica.Electrical.Digital.UsersGuide.OverView.....	268
Modelica.Electrical.Digital.UsersGuide.FirstExample.....	268
Modelica.Electrical.Digital.UsersGuide.ApplicationExample.....	269
Modelica.Electrical.Digital.UsersGuide.ReleaseNotes.....	269
Modelica.Electrical.Digital.UsersGuide.Literature.....	269
Modelica.Electrical.Digital.UsersGuide.Contact.....	270
Modelica.Electrical.Digital.Examples.....	270
Modelica.Electrical.Digital.Examples.Multiplexer.....	271
Modelica.Electrical.Digital.Examples.FlipFlop.....	271
Modelica.Electrical.Digital.Examples.HalfAdder.....	271
Modelica.Electrical.Digital.Examples.FullAdder.....	272
Modelica.Electrical.Digital.Examples.Adder4.....	273
Modelica.Electrical.Digital.Examples.Counter3.....	273
Modelica.Electrical.Digital.Examples.Counter.....	273
Modelica.Electrical.Digital.Examples.Utilities.....	273
Modelica.Electrical.Digital.Examples.Utilities.MUX4.....	274
Modelica.Electrical.Digital.Examples.Utilities.RS.....	274
Modelica.Electrical.Digital.Examples.Utilities.RSFF.....	275
Modelica.Electrical.Digital.Examples.Utilities.DFF.....	275
Modelica.Electrical.Digital.Examples.Utilities.JKFF.....	276
Modelica.Electrical.Digital.Examples.Utilities.HalfAdder.....	276
Modelica.Electrical.Digital.Examples.Utilities.FullAdder.....	277
Modelica.Electrical.Digital.Examples.Utilities.Adder.....	277
Modelica.Electrical.Digital.Examples.Utilities.Counter3.....	277
Modelica.Electrical.Digital.Examples.Utilities.Counter.....	278
Modelica.Electrical.Digital.Interfaces.....	278

Modelica.Electrical.Digital.Interfaces.DigitalSignal.....	279
Modelica.Electrical.Digital.Interfaces.DigitalInput.....	279
Modelica.Electrical.Digital.Interfaces.DigitalOutput.....	279
Modelica.Electrical.Digital.Interfaces.SISO.....	279
Modelica.Electrical.Digital.Interfaces.MISO.....	280
Modelica.Electrical.Digital.Tables.....	280
Modelica.Electrical.Digital.Delay.....	282
Modelica.Electrical.Digital.Delay.DelayParams.....	282
Modelica.Electrical.Digital.Delay.TransportDelay.....	282
Modelica.Electrical.Digital.Delay.InertialDelay.....	283
Modelica.Electrical.Digital.Delay.InertialDelaySensitive.....	283
Modelica.Electrical.Digital.Basic.....	284
Modelica.Electrical.Digital.Basic.Not.....	284
Modelica.Electrical.Digital.Basic.And.....	284
Modelica.Electrical.Digital.Basic.Nand.....	285
Modelica.Electrical.Digital.Basic.Or.....	285
Modelica.Electrical.Digital.Basic.Nor.....	285
Modelica.Electrical.Digital.Basic.Xor.....	286
Modelica.Electrical.Digital.Basic.Xnor.....	286
Modelica.Electrical.Digital.Gates.....	287
Modelica.Electrical.Digital.Gates.InvGate.....	287
Modelica.Electrical.Digital.Gates.AndGate.....	287
Modelica.Electrical.Digital.Gates.NandGate.....	288
Modelica.Electrical.Digital.Gates.OrGate.....	288
Modelica.Electrical.Digital.Gates.NorGate.....	289
Modelica.Electrical.Digital.Gates.XorGate.....	289
Modelica.Electrical.Digital.Gates.XnorGate.....	290
Modelica.Electrical.Digital.Gates.BufGate.....	290
Modelica.Electrical.Digital.Sources.....	290
Modelica.Electrical.Digital.Sources.Set.....	291
Modelica.Electrical.Digital.Sources.Step.....	292
Modelica.Electrical.Digital.Sources.Table.....	292
Modelica.Electrical.Digital.Sources.Pulse.....	293
Modelica.Electrical.Digital.Sources.Clock.....	294
Modelica.Electrical.Digital.Converters.....	294
Modelica.Electrical.Digital.Converters.LogicToXO1.....	295
Modelica.Electrical.Digital.Converters.LogicToXO1Z.....	295
Modelica.Electrical.Digital.Converters.LogicToUX01.....	296
Modelica.Electrical.Digital.Converters.BooleanToLogic.....	297
Modelica.Electrical.Digital.Converters.LogicToBoolean.....	297
Modelica.Electrical.Digital.Converters.RealToLogic.....	298
Modelica.Electrical.Digital.Converters.LogicToReal.....	298
Modelica.Electrical.Machines.....	299
Modelica.Electrical.Machines.Examples.....	300
Modelica.Electrical.Machines.Examples.AIMC_DOL.....	301
Modelica.Electrical.Machines.Examples.AIMC_YD.....	301
Modelica.Electrical.Machines.Examples.AIMS_Start.....	302
Modelica.Electrical.Machines.Examples.AIMC_Inverter.....	302
Modelica.Electrical.Machines.Examples.SMR_Inverter.....	303
Modelica.Electrical.Machines.Examples.SMPM_Inverter.....	304
Modelica.Electrical.Machines.Examples.SMEE_Generator.....	304
Modelica.Electrical.Machines.Examples.DCPM_Start.....	305
Modelica.Electrical.Machines.Examples.DCEE_Start.....	305
Modelica.Electrical.Machines.Examples.DCSE_Start.....	306
Modelica.Electrical.Machines.Examples.TransformerTestbench.....	306
Modelica.Electrical.Machines.Examples.Rectifier6pulse.....	307
Modelica.Electrical.Machines.Examples.Rectifier12pulse.....	307
Modelica.Electrical.Machines.Examples.AIMC_Steinmetz.....	307

Modelica.Electrical.Machines.BasicMachines.....	308
Modelica.Electrical.Machines.BasicMachines.AsynchronousInductionMachines.....	309
Modelica.Electrical.Machines.BasicMachines.AsynchronousInductionMachines.AIM_SquirrelCage.....	309
Modelica.Electrical.Machines.BasicMachines.AsynchronousInductionMachines.AIM_SlipRing.....	310
Modelica.Electrical.Machines.BasicMachines.SynchronousInductionMachines.....	312
Modelica.Electrical.Machines.BasicMachines.SynchronousInductionMachines.SM_PermanentMagnet.....	312
Modelica.Electrical.Machines.BasicMachines.SynchronousInductionMachines.SM_ElectricalExcited.....	314
Modelica.Electrical.Machines.BasicMachines.SynchronousInductionMachines.SM_ReluctanceRotor.....	316
Modelica.Electrical.Machines.BasicMachines.DCMachines.....	318
Modelica.Electrical.Machines.BasicMachines.DCMachines.DC_PermanentMagnet.....	318
Modelica.Electrical.Machines.BasicMachines.DCMachines.DC_ElectricalExcited.....	319
Modelica.Electrical.Machines.BasicMachines.DCMachines.DC_SeriesExcited.....	320
Modelica.Electrical.Machines.BasicMachines.Transformers.....	321
Modelica.Electrical.Machines.BasicMachines.Transformers.Yy.....	323
Modelica.Electrical.Machines.BasicMachines.Transformers.Yy.Yy00.....	323
Modelica.Electrical.Machines.BasicMachines.Transformers.Yy.Yy02.....	324
Modelica.Electrical.Machines.BasicMachines.Transformers.Yy.Yy04.....	324
Modelica.Electrical.Machines.BasicMachines.Transformers.Yy.Yy06.....	325
Modelica.Electrical.Machines.BasicMachines.Transformers.Yy.Yy08.....	325
Modelica.Electrical.Machines.BasicMachines.Transformers.Yy.Yy10.....	326
Modelica.Electrical.Machines.BasicMachines.Transformers.Yd.....	326
Modelica.Electrical.Machines.BasicMachines.Transformers.Yd.Yd01.....	327
Modelica.Electrical.Machines.BasicMachines.Transformers.Yd.Yd03.....	327
Modelica.Electrical.Machines.BasicMachines.Transformers.Yd.Yd05.....	328
Modelica.Electrical.Machines.BasicMachines.Transformers.Yd.Yd07.....	328
Modelica.Electrical.Machines.BasicMachines.Transformers.Yd.Yd09.....	329
Modelica.Electrical.Machines.BasicMachines.Transformers.Yd.Yd11.....	329
Modelica.Electrical.Machines.BasicMachines.Transformers.Yz.....	330
Modelica.Electrical.Machines.BasicMachines.Transformers.Yz.Yz01.....	330
Modelica.Electrical.Machines.BasicMachines.Transformers.Yz.Yz03.....	331
Modelica.Electrical.Machines.BasicMachines.Transformers.Yz.Yz05.....	331
Modelica.Electrical.Machines.BasicMachines.Transformers.Yz.Yz07.....	332
Modelica.Electrical.Machines.BasicMachines.Transformers.Yz.Yz09.....	332
Modelica.Electrical.Machines.BasicMachines.Transformers.Yz.Yz11.....	333
Modelica.Electrical.Machines.BasicMachines.Transformers.Dy.....	333
Modelica.Electrical.Machines.BasicMachines.Transformers.Dy.Dy01.....	334
Modelica.Electrical.Machines.BasicMachines.Transformers.Dy.Dy03.....	334
Modelica.Electrical.Machines.BasicMachines.Transformers.Dy.Dy05.....	335
Modelica.Electrical.Machines.BasicMachines.Transformers.Dy.Dy07.....	335
Modelica.Electrical.Machines.BasicMachines.Transformers.Dy.Dy09.....	336
Modelica.Electrical.Machines.BasicMachines.Transformers.Dy.Dy11.....	336
Modelica.Electrical.Machines.BasicMachines.Transformers.Dd.....	337
Modelica.Electrical.Machines.BasicMachines.Transformers.Dd.Dd00.....	337
Modelica.Electrical.Machines.BasicMachines.Transformers.Dd.Dd02.....	337
Modelica.Electrical.Machines.BasicMachines.Transformers.Dd.Dd04.....	338
Modelica.Electrical.Machines.BasicMachines.Transformers.Dd.Dd06.....	338
Modelica.Electrical.Machines.BasicMachines.Transformers.Dd.Dd08.....	339
Modelica.Electrical.Machines.BasicMachines.Transformers.Dd.Dd10.....	339
Modelica.Electrical.Machines.BasicMachines.Transformers.Dz.....	340
Modelica.Electrical.Machines.BasicMachines.Transformers.Dz.Dz00.....	340
Modelica.Electrical.Machines.BasicMachines.Transformers.Dz.Dz02.....	341
Modelica.Electrical.Machines.BasicMachines.Transformers.Dz.Dz04.....	341
Modelica.Electrical.Machines.BasicMachines.Transformers.Dz.Dz06.....	342
Modelica.Electrical.Machines.BasicMachines.Transformers.Dz.Dz08.....	342
Modelica.Electrical.Machines.BasicMachines.Transformers.Dz.Dz10.....	343
Modelica.Electrical.Machines.BasicMachines.Components.....	343
Modelica.Electrical.Machines.BasicMachines.Components.PartialAirGap.....	344
Modelica.Electrical.Machines.BasicMachines.Components.AirGapS.....	344

Modelica.Electrical.Machines.BasicMachines.Components.AirGapR.....	345
Modelica.Electrical.Machines.BasicMachines.Components.SquirrelCage.....	345
Modelica.Electrical.Machines.BasicMachines.Components.DamperCage.....	346
Modelica.Electrical.Machines.BasicMachines.Components.ElectricalExcitation.....	346
Modelica.Electrical.Machines.BasicMachines.Components.PermanentMagnet.....	346
Modelica.Electrical.Machines.BasicMachines.Components.PartialAirGapDC.....	347
Modelica.Electrical.Machines.BasicMachines.Components.AirGapDC.....	347
Modelica.Electrical.Machines.BasicMachines.Components.BasicTransformer.....	348
Modelica.Electrical.Machines.BasicMachines.Components.PartialCore.....	348
Modelica.Electrical.Machines.BasicMachines.Components.IdealCore.....	349
Modelica.Electrical.Machines.Sensors.....	349
Modelica.Electrical.Machines.Sensors.VoltageQuasiRMSSensor.....	350
Modelica.Electrical.Machines.Sensors.CurrentQuasiRMSSensor.....	350
Modelica.Electrical.Machines.Sensors.ElectricalPowerSensor.....	350
Modelica.Electrical.Machines.Sensors.MechanicalPowerSensor.....	351
Modelica.Electrical.Machines.Sensors.RotorDisplacementAngle.....	351
Modelica.Electrical.Machines.SpacePhasors.....	352
Modelica.Electrical.Machines.SpacePhasors.Components.....	352
Modelica.Electrical.Machines.SpacePhasors.Components.SpacePhasor.....	352
Modelica.Electrical.Machines.SpacePhasors.Components.Rotator.....	353
Modelica.Electrical.Machines.SpacePhasors.Blocks.....	353
Modelica.Electrical.Machines.SpacePhasors.Blocks.ToSpacePhasor.....	354
Modelica.Electrical.Machines.SpacePhasors.Blocks.FromSpacePhasor.....	354
Modelica.Electrical.Machines.SpacePhasors.Blocks.Rotator.....	355
Modelica.Electrical.Machines.SpacePhasors.Blocks.ToPolar.....	355
Modelica.Electrical.Machines.SpacePhasors.Blocks.FromPolar.....	355
Modelica.Electrical.Machines.SpacePhasors.Functions.....	356
Modelica.Electrical.Machines.SpacePhasors.Functions.ToSpacePhasor.....	356
Modelica.Electrical.Machines.SpacePhasors.Functions.FromSpacePhasor.....	357
Modelica.Electrical.Machines.SpacePhasors.Functions.Rotator.....	357
Modelica.Electrical.Machines.SpacePhasors.Functions.ToPolar.....	358
Modelica.Electrical.Machines.SpacePhasors.Functions.FromPolar.....	358
Modelica.Electrical.Machines.Interfaces.....	358
Modelica.Electrical.Machines.Interfaces.SpacePhasor.....	359
Modelica.Electrical.Machines.Interfaces.PartialBasicMachine.....	359
Modelica.Electrical.Machines.Interfaces.PartialBasicInductionMachine.....	360
Modelica.Electrical.Machines.Interfaces.PartialBasicDCMachine.....	360
Modelica.Electrical.Machines.Utilities.....	361
Modelica.Electrical.Machines.Utilities.VfController.....	361
Modelica.Electrical.Machines.Utilities.SwitchYD.....	362
Modelica.Electrical.Machines.Utilities.TerminalBox.....	362
Modelica.Electrical.Machines.Utilities.TransformerData.....	362
Modelica.Electrical.MultiPhase.....	363
Modelica.Electrical.MultiPhase.Examples.....	364
Modelica.Electrical.MultiPhase.Examples.TransformerYY.....	364
Modelica.Electrical.MultiPhase.Examples.TransformerYD.....	365
Modelica.Electrical.MultiPhase.Examples.Rectifier.....	365
Modelica.Electrical.MultiPhase.Basic.....	366
Modelica.Electrical.MultiPhase.Basic.Star.....	366
Modelica.Electrical.MultiPhase.Basic.Delta.....	367
Modelica.Electrical.MultiPhase.Basic.PlugToPin_p.....	367
Modelica.Electrical.MultiPhase.Basic.PlugToPin_n.....	367
Modelica.Electrical.MultiPhase.Basic.Resistor.....	368
Modelica.Electrical.MultiPhase.Basic.Conductor.....	368
Modelica.Electrical.MultiPhase.Basic.Capacitor.....	369
Modelica.Electrical.MultiPhase.Basic.Inductor.....	369
Modelica.Electrical.MultiPhase.Basic.SaturatingInductor.....	369
Modelica.Electrical.MultiPhase.Basic.Transformer.....	370

Modelica.Electrical.MultiPhase.Basic.VariableResistor.....	370
Modelica.Electrical.MultiPhase.Basic.VariableConductor.....	371
Modelica.Electrical.MultiPhase.Basic.VariableCapacitor.....	371
Modelica.Electrical.MultiPhase.Basic.VariableInductor.....	372
Modelica.Electrical.MultiPhase.Ideal.....	372
Modelica.Electrical.MultiPhase.Ideal.IdealThyristor.....	373
Modelica.Electrical.MultiPhase.Ideal.IdealGTOThyristor.....	373
Modelica.Electrical.MultiPhase.Ideal.IdealCommutingSwitch.....	374
Modelica.Electrical.MultiPhase.Ideal.IdealIntermediateSwitch.....	374
Modelica.Electrical.MultiPhase.Ideal.IdealDiode.....	375
Modelica.Electrical.MultiPhase.Ideal.IdealTransformer.....	375
Modelica.Electrical.MultiPhase.Ideal.Idle.....	376
Modelica.Electrical.MultiPhase.Ideal.Short.....	376
Modelica.Electrical.MultiPhase.Ideal.IdealOpeningSwitch.....	376
Modelica.Electrical.MultiPhase.Ideal.IdealClosingSwitch.....	377
Modelica.Electrical.MultiPhase.Interfaces.....	377
Modelica.Electrical.MultiPhase.Interfaces.Plug.....	378
Modelica.Electrical.MultiPhase.Interfaces.PositivePlug.....	378
Modelica.Electrical.MultiPhase.Interfaces.NegativePlug.....	379
Modelica.Electrical.MultiPhase.Interfaces.TwoPlug.....	379
Modelica.Electrical.MultiPhase.Interfaces.OnePort.....	379
Modelica.Electrical.MultiPhase.Interfaces.FourPlug.....	380
Modelica.Electrical.MultiPhase.Interfaces.TwoPort.....	380
Modelica.Electrical.MultiPhase.Sensors.....	381
Modelica.Electrical.MultiPhase.Sensors.PotentialSensor.....	381
Modelica.Electrical.MultiPhase.Sensors.VoltageSensor.....	381
Modelica.Electrical.MultiPhase.Sensors.CurrentSensor.....	382
Modelica.Electrical.MultiPhase.Sensors.PowerSensor.....	382
Modelica.Electrical.MultiPhase.Sources.....	383
Modelica.Electrical.MultiPhase.Sources.SignalVoltage.....	383
Modelica.Electrical.MultiPhase.Sources.ConstantVoltage.....	384
Modelica.Electrical.MultiPhase.Sources.SineVoltage.....	384
Modelica.Electrical.MultiPhase.Sources.SignalCurrent.....	385
Modelica.Electrical.MultiPhase.Sources.ConstantCurrent.....	385
Modelica.Electrical.MultiPhase.Sources.SineCurrent.....	385
Modelica.Icons.....	386
Modelica.Icons.Info.....	387
Modelica.Icons.Library.....	387
Modelica.Icons.Library2.....	388
Modelica.Icons.Example.....	388
Modelica.Icons.Function.....	388
Modelica.Icons.Record.....	388
Modelica.Icons.TranslationalSensor.....	388
Modelica.Icons.RotationalSensor.....	388
Modelica.Icons.GearIcon.....	389
Modelica.Icons.MotorIcon.....	389
Modelica.Icons.SignalBus.....	389
Modelica.Icons.SignalSubBus.....	389
Modelica.Math.....	389
Modelica.Math.Vectors.....	390
Modelica.Math.Vectors.isEqual.....	391
Modelica.Math.Vectors.norm.....	392
Modelica.Math.Vectors.length.....	393
Modelica.Math.Vectors.normalize.....	394
Modelica.Math.Vectors.reverse.....	395
Modelica.Math.Vectors.sort.....	395
Modelica.Math.Matrices.....	396
Modelica.Math.Matrices.isEqual.....	398

Modelica.Math.Matrices.norm.....	399
Modelica.Math.Matrices.sort.....	399
Modelica.Math.Matrices.solve.....	400
Modelica.Math.Matrices.solve2.....	401
Modelica.Math.Matrices.leastSquares.....	402
Modelica.Math.Matrices.equalityLeastSquares.....	403
Modelica.Math.Matrices.LU.....	403
Modelica.Math.Matrices.LU_solve.....	405
Modelica.Math.Matrices.LU_solve2.....	406
Modelica.Math.Matrices.QR.....	407
Modelica.Math.Matrices.eigenValues.....	408
Modelica.Math.Matrices.eigenValueMatrix.....	409
Modelica.Math.Matrices.singularValues.....	410
Modelica.Math.Matrices.det.....	411
Modelica.Math.Matrices.inv.....	412
Modelica.Math.Matrices.rank.....	412
Modelica.Math.Matrices.balance.....	412
Modelica.Math.Matrices.exp.....	413
Modelica.Math.Matrices.integralExp.....	414
Modelica.Math.Matrices.integralExpT.....	416
Modelica.Math.Matrices.LAPACK.....	416
Modelica.Math.Matrices.LAPACK.dgeev.....	418
Modelica.Math.Matrices.LAPACK.dgeev_eigenValues.....	419
Modelica.Math.Matrices.LAPACK.dgegv.....	421
Modelica.Math.Matrices.LAPACK.dgels_vec.....	424
Modelica.Math.Matrices.LAPACK.dgelsx_vec.....	426
Modelica.Math.Matrices.LAPACK.dgesv.....	428
Modelica.Math.Matrices.LAPACK.dgesv_vec.....	429
Modelica.Math.Matrices.LAPACK.dgglse_vec.....	429
Modelica.Math.Matrices.LAPACK.dgtsv.....	431
Modelica.Math.Matrices.LAPACK.dgtsv_vec.....	432
Modelica.Math.Matrices.LAPACK.dgbsv.....	433
Modelica.Math.Matrices.LAPACK.dgbsv_vec.....	434
Modelica.Math.Matrices.LAPACK.dgesvd.....	435
Modelica.Math.Matrices.LAPACK.dgesvd_sigma.....	437
Modelica.Math.Matrices.LAPACK.dgetrf.....	439
Modelica.Math.Matrices.LAPACK.dgetrs.....	440
Modelica.Math.Matrices.LAPACK.dgetrs_vec.....	441
Modelica.Math.Matrices.LAPACK.dgetri.....	442
Modelica.Math.Matrices.LAPACK.dgeqpf.....	444
Modelica.Math.Matrices.LAPACK.dorgqr.....	445
Modelica.Math.sin.....	446
Modelica.Math.cos.....	447
Modelica.Math.tan.....	447
Modelica.Math.asin.....	448
Modelica.Math.acos.....	449
Modelica.Math.atan.....	449
Modelica.Math.atan2.....	450
Modelica.Math.atan3.....	450
Modelica.Math.sinh.....	451
Modelica.Math.cosh.....	452
Modelica.Math.tanh.....	453
Modelica.Math.asinh.....	453
Modelica.Math.acosh.....	454
Modelica.Math.exp.....	454
Modelica.Math.log.....	455
Modelica.Math.log10.....	455
Modelica.Math.baselcon1.....	456

Modelica.Math.baselcon2.....	456
Modelica.Math.tempInterpol1.....	456
Modelica.Math.tempInterpol2.....	456
Modelica.Mechanics.....	457
Modelica.Mechanics.MultiBody.....	457
Modelica.Mechanics.MultiBody.UsersGuide.....	458
Modelica.Mechanics.MultiBody.UsersGuide.Tutorial.....	458
Modelica.Mechanics.MultiBody.UsersGuide.Tutorial.OverView.....	459
Modelica.Mechanics.MultiBody.UsersGuide.Tutorial.FirstExample.....	460
Modelica.Mechanics.MultiBody.UsersGuide.Tutorial.LoopStructures.....	461
Modelica.Mechanics.MultiBody.UsersGuide.Tutorial.LoopStructures.Introduction.....	461
Modelica.Mechanics.MultiBody.UsersGuide.Tutorial.LoopStructures.PlanarLoops.....	462
Modelica.Mechanics.MultiBody.UsersGuide.Tutorial.LoopStructures.AnalyticLoopHandling.....	463
Modelica.Mechanics.MultiBody.UsersGuide.Upgrade.....	469
Modelica.Mechanics.MultiBody.UsersGuide.Literature.....	470
Modelica.Mechanics.MultiBody.UsersGuide.Contact.....	470
Modelica.Mechanics.MultiBody.World.....	471
Modelica.Mechanics.MultiBody.Examples.....	473
Modelica.Mechanics.MultiBody.Examples.Elementary.....	474
Modelica.Mechanics.MultiBody.Examples.Elementary.DoublePendulum.....	477
Modelica.Mechanics.MultiBody.Examples.Elementary.ForceAndTorque.....	478
Modelica.Mechanics.MultiBody.Examples.Elementary.FreeBody.....	478
Modelica.Mechanics.MultiBody.Examples.Elementary.InitSpringConstant.....	478
Modelica.Mechanics.MultiBody.Examples.Elementary.LineForceWithTwoMasses.....	479
Modelica.Mechanics.MultiBody.Examples.Elementary.Pendulum.....	480
Modelica.Mechanics.MultiBody.Examples.Elementary.PendulumWithSpringDamper.....	480
Modelica.Mechanics.MultiBody.Examples.Elementary.PointGravity.....	481
Modelica.Mechanics.MultiBody.Examples.Elementary.PointGravityWithPointMasses.....	481
Modelica.Mechanics.MultiBody.Examples.Elementary.PointGravityWithPointMasses2.....	481
Modelica.Mechanics.MultiBody.Examples.Elementary.SpringDamperSystem.....	482
Modelica.Mechanics.MultiBody.Examples.Elementary.SpringMassSystem.....	482
Modelica.Mechanics.MultiBody.Examples.Elementary.SpringWithMass.....	483
Modelica.Mechanics.MultiBody.Examples.Elementary.ThreeSprings.....	483
Modelica.Mechanics.MultiBody.Examples.Loops.....	483
Modelica.Mechanics.MultiBody.Examples.Loops.Engine1a.....	485
Modelica.Mechanics.MultiBody.Examples.Loops.Engine1b.....	486
Modelica.Mechanics.MultiBody.Examples.Loops.Engine1b_analytic.....	486
Modelica.Mechanics.MultiBody.Examples.Loops.EngineV6.....	486
Modelica.Mechanics.MultiBody.Examples.Loops.EngineV6_analytic.....	487
Modelica.Mechanics.MultiBody.Examples.Loops.Fourbar1.....	487
Modelica.Mechanics.MultiBody.Examples.Loops.Fourbar2.....	488
Modelica.Mechanics.MultiBody.Examples.Loops.Fourbar_analytic.....	488
Modelica.Mechanics.MultiBody.Examples.Loops.PlanarLoops_analytic.....	489
Modelica.Mechanics.MultiBody.Examples.Loops.Utilities.....	489
Modelica.Mechanics.MultiBody.Examples.Loops.Utilities.Cylinder.....	489
Modelica.Mechanics.MultiBody.Examples.Loops.Utilities.GasForce.....	490
Modelica.Mechanics.MultiBody.Examples.Loops.Utilities.GasForce2.....	490
Modelica.Mechanics.MultiBody.Examples.Loops.Utilities.CylinderBase.....	491
Modelica.Mechanics.MultiBody.Examples.Loops.Utilities.Cylinder_analytic_CAD.....	492
Modelica.Mechanics.MultiBody.Examples.Loops.Utilities.EngineV6_analytic.....	493
Modelica.Mechanics.MultiBody.Examples.Loops.Utilities.Engine1bBase.....	493
Modelica.Mechanics.MultiBody.Examples.Rotational3DEffects.....	494
Modelica.Mechanics.MultiBody.Examples.Rotational3DEffects.GyroscopicEffects.....	494
Modelica.Mechanics.MultiBody.Examples.Rotational3DEffects.ActuatedDrive.....	495
Modelica.Mechanics.MultiBody.Examples.Rotational3DEffects.MovingActuatedDrive.....	495
Modelica.Mechanics.MultiBody.Examples.Rotational3DEffects.GearConstraint.....	495
Modelica.Mechanics.MultiBody.Examples.Systems.....	495
Modelica.Mechanics.MultiBody.Examples.Systems.RobotR3.....	495

Modelica.Mechanics.MultiBody.Examples.Systems.RobotR3.oneAxis.....	497
Modelica.Mechanics.MultiBody.Examples.Systems.RobotR3.fullRobot.....	497
Modelica.Mechanics.MultiBody.Examples.Systems.RobotR3.Components.....	499
Modelica.Mechanics.MultiBody.Examples.Systems.RobotR3.Components.AxisControlBus.....	499
Modelica.Mechanics.MultiBody.Examples.Systems.RobotR3.Components.ControlBus.....	499
Modelica.Mechanics.MultiBody.Examples.Systems.RobotR3.Components.PathPlanning1.....	500
Modelica.Mechanics.MultiBody.Examples.Systems.RobotR3.Components.PathPlanning6.....	500
Modelica.Mechanics.MultiBody.Examples.Systems.RobotR3.Components.PathToAxisControlBus.....	501
Modelica.Mechanics.MultiBody.Examples.Systems.RobotR3.Components.GearType1.....	502
Modelica.Mechanics.MultiBody.Examples.Systems.RobotR3.Components.GearType2.....	502
Modelica.Mechanics.MultiBody.Examples.Systems.RobotR3.Components.Motor.....	503
Modelica.Mechanics.MultiBody.Examples.Systems.RobotR3.Components.Controller.....	503
Modelica.Mechanics.MultiBody.Examples.Systems.RobotR3.Components.AxisType1.....	504
Modelica.Mechanics.MultiBody.Examples.Systems.RobotR3.Components.AxisType2.....	504
Modelica.Mechanics.MultiBody.Examples.Systems.RobotR3.Components.MechanicalStructure.....	505
Modelica.Mechanics.MultiBody.Examples.Systems.RobotR3.Components.InternalConnectors.....	506
Modelica.Mechanics.MultiBody.Examples.Systems.RobotR3.Components.InternalConnectors.AxisControl Bus.....	506
Modelica.Mechanics.MultiBody.Examples.Systems.RobotR3.Components.InternalConnectors.ControlBus	506
Modelica.Mechanics.MultiBody.Forces.....	507
Modelica.Mechanics.MultiBody.Forces.WorldForce.....	508
Modelica.Mechanics.MultiBody.Forces.WorldTorque.....	510
Modelica.Mechanics.MultiBody.Forces.WorldForceAndTorque.....	511
Modelica.Mechanics.MultiBody.Forces.Force.....	513
Modelica.Mechanics.MultiBody.Forces.Torque.....	514
Modelica.Mechanics.MultiBody.Forces.ForceAndTorque.....	516
Modelica.Mechanics.MultiBody.Forces.LineForceWithMass.....	517
Modelica.Mechanics.MultiBody.Forces.LineForceWithTwoMasses.....	519
Modelica.Mechanics.MultiBody.Forces.Spring.....	520
Modelica.Mechanics.MultiBody.Forces.Damper.....	522
Modelica.Mechanics.MultiBody.Forces.SpringDamperParallel.....	523
Modelica.Mechanics.MultiBody.Forces.SpringDamperSeries.....	524
Modelica.Mechanics.MultiBody.Frames.....	525
Modelica.Mechanics.MultiBody.Frames.Orientation.....	527
Modelica.Mechanics.MultiBody.Frames.orientationConstraint.....	528
Modelica.Mechanics.MultiBody.Frames.angularVelocity1.....	528
Modelica.Mechanics.MultiBody.Frames.angularVelocity2.....	528
Modelica.Mechanics.MultiBody.Frames.resolve1.....	529
Modelica.Mechanics.MultiBody.Frames.resolve2.....	529
Modelica.Mechanics.MultiBody.Frames.resolveRelative.....	529
Modelica.Mechanics.MultiBody.Frames.resolveDyade1.....	530
Modelica.Mechanics.MultiBody.Frames.resolveDyade2.....	530
Modelica.Mechanics.MultiBody.Frames.nullRotation.....	530
Modelica.Mechanics.MultiBody.Frames.inverseRotation.....	530
Modelica.Mechanics.MultiBody.Frames.relativeRotation.....	531
Modelica.Mechanics.MultiBody.Frames.absoluteRotation.....	531
Modelica.Mechanics.MultiBody.Frames.planarRotation.....	531
Modelica.Mechanics.MultiBody.Frames.planarRotationAngle.....	532
Modelica.Mechanics.MultiBody.Frames.axisRotation.....	532
Modelica.Mechanics.MultiBody.Frames.axesRotations.....	533
Modelica.Mechanics.MultiBody.Frames.axesRotationsAngles.....	533
Modelica.Mechanics.MultiBody.Frames.smallRotation.....	534
Modelica.Mechanics.MultiBody.Frames.from_nxy.....	534
Modelica.Mechanics.MultiBody.Frames.from_nxz.....	535
Modelica.Mechanics.MultiBody.Frames.from_T.....	535
Modelica.Mechanics.MultiBody.Frames.from_T2.....	536
Modelica.Mechanics.MultiBody.Frames.from_T_inv.....	536

Modelica.Mechanics.MultiBody.Frames.from_Q.....	537
Modelica.Mechanics.MultiBody.Frames.to_T.....	537
Modelica.Mechanics.MultiBody.Frames.to_T_inv.....	537
Modelica.Mechanics.MultiBody.Frames.to_Q.....	537
Modelica.Mechanics.MultiBody.Frames.to_vector.....	538
Modelica.Mechanics.MultiBody.Frames.to_exy.....	538
Modelica.Mechanics.MultiBody.Frames.axis.....	538
Modelica.Mechanics.MultiBody.Frames.Quaternions.....	539
Modelica.Mechanics.MultiBody.Frames.Quaternions.orientationConstraint.....	541
Modelica.Mechanics.MultiBody.Frames.Quaternions.angularVelocity1.....	541
Modelica.Mechanics.MultiBody.Frames.Quaternions.angularVelocity2.....	542
Modelica.Mechanics.MultiBody.Frames.Quaternions.resolve1.....	542
Modelica.Mechanics.MultiBody.Frames.Quaternions.resolve2.....	542
Modelica.Mechanics.MultiBody.Frames.Quaternions.multipleResolve1.....	542
Modelica.Mechanics.MultiBody.Frames.Quaternions.multipleResolve2.....	543
Modelica.Mechanics.MultiBody.Frames.Quaternions.nullRotation.....	543
Modelica.Mechanics.MultiBody.Frames.Quaternions.inverseRotation.....	543
Modelica.Mechanics.MultiBody.Frames.Quaternions.relativeRotation.....	544
Modelica.Mechanics.MultiBody.Frames.Quaternions.absoluteRotation.....	544
Modelica.Mechanics.MultiBody.Frames.Quaternions.planarRotation.....	544
Modelica.Mechanics.MultiBody.Frames.Quaternions.smallRotation.....	544
Modelica.Mechanics.MultiBody.Frames.Quaternions.from_T.....	545
Modelica.Mechanics.MultiBody.Frames.Quaternions.from_T_inv.....	545
Modelica.Mechanics.MultiBody.Frames.Quaternions.to_T.....	545
Modelica.Mechanics.MultiBody.Frames.Quaternions.to_T_inv.....	546
Modelica.Mechanics.MultiBody.Frames.TransformationMatrices.....	546
Modelica.Mechanics.MultiBody.Frames.TransformationMatrices.orientationConstraint.....	549
Modelica.Mechanics.MultiBody.Frames.TransformationMatrices.angularVelocity1.....	549
Modelica.Mechanics.MultiBody.Frames.TransformationMatrices.angularVelocity2.....	550
Modelica.Mechanics.MultiBody.Frames.TransformationMatrices.resolve1.....	550
Modelica.Mechanics.MultiBody.Frames.TransformationMatrices.resolve2.....	550
Modelica.Mechanics.MultiBody.Frames.TransformationMatrices.multipleResolve1.....	551
Modelica.Mechanics.MultiBody.Frames.TransformationMatrices.multipleResolve2.....	551
Modelica.Mechanics.MultiBody.Frames.TransformationMatrices.resolveDyade1.....	551
Modelica.Mechanics.MultiBody.Frames.TransformationMatrices.resolveDyade2.....	551
Modelica.Mechanics.MultiBody.Frames.TransformationMatrices.nullRotation.....	552
Modelica.Mechanics.MultiBody.Frames.TransformationMatrices.inverseRotation.....	552
Modelica.Mechanics.MultiBody.Frames.TransformationMatrices.relativeRotation.....	552
Modelica.Mechanics.MultiBody.Frames.TransformationMatrices.absoluteRotation.....	553
Modelica.Mechanics.MultiBody.Frames.TransformationMatrices.planarRotation.....	553
Modelica.Mechanics.MultiBody.Frames.TransformationMatrices.planarRotationAngle.....	553
Modelica.Mechanics.MultiBody.Frames.TransformationMatrices.axisRotation.....	554
Modelica.Mechanics.MultiBody.Frames.TransformationMatrices.axesRotations.....	554
Modelica.Mechanics.MultiBody.Frames.TransformationMatrices.axesRotationsAngles.....	555
Modelica.Mechanics.MultiBody.Frames.TransformationMatrices.smallRotation.....	556
Modelica.Mechanics.MultiBody.Frames.TransformationMatrices.from_nxy.....	556
Modelica.Mechanics.MultiBody.Frames.TransformationMatrices.from_nxz.....	556
Modelica.Mechanics.MultiBody.Frames.TransformationMatrices.from_T.....	557
Modelica.Mechanics.MultiBody.Frames.TransformationMatrices.from_T_inv.....	557
Modelica.Mechanics.MultiBody.Frames.TransformationMatrices.from_Q.....	558
Modelica.Mechanics.MultiBody.Frames.TransformationMatrices.to_T.....	558
Modelica.Mechanics.MultiBody.Frames.TransformationMatrices.to_T_inv.....	558
Modelica.Mechanics.MultiBody.Frames.TransformationMatrices.to_Q.....	558
Modelica.Mechanics.MultiBody.Frames.TransformationMatrices.to_vector.....	559
Modelica.Mechanics.MultiBody.Frames.TransformationMatrices.to_exy.....	559
Modelica.Mechanics.MultiBody.Interfaces.....	559
Modelica.Mechanics.MultiBody.Interfaces.Frame.....	560
Modelica.Mechanics.MultiBody.Interfaces.Frame_a.....	561

Modelica.Mechanics.MultiBody.Interfaces.Frame_b.....	561
Modelica.Mechanics.MultiBody.Interfaces.Frame_resolve.....	561
Modelica.Mechanics.MultiBody.Interfaces.FlangeWithBearing.....	562
Modelica.Mechanics.MultiBody.Interfaces.FlangeWithBearingAdaptor.....	562
Modelica.Mechanics.MultiBody.Interfaces.PartialTwoFrames.....	563
Modelica.Mechanics.MultiBody.Interfaces.PartialTwoFramesDoubleSize.....	563
Modelica.Mechanics.MultiBody.Interfaces.PartialOneFrame_a.....	564
Modelica.Mechanics.MultiBody.Interfaces.PartialOneFrame_b.....	564
Modelica.Mechanics.MultiBody.Interfaces.PartialElementaryJoint.....	564
Modelica.Mechanics.MultiBody.Interfaces.PartialForce.....	565
Modelica.Mechanics.MultiBody.Interfaces.PartialLineForce.....	565
Modelica.Mechanics.MultiBody.Interfaces.PartialAbsoluteSensor.....	566
Modelica.Mechanics.MultiBody.Interfaces.PartialRelativeSensor.....	566
Modelica.Mechanics.MultiBody.Interfaces.PartialVisualizer.....	567
Modelica.Mechanics.MultiBody.Interfaces.ZeroPosition.....	567
Modelica.Mechanics.MultiBody.Joints.....	567
Modelica.Mechanics.MultiBody.Joints.Prismatic.....	570
Modelica.Mechanics.MultiBody.Joints.Revolute.....	571
Modelica.Mechanics.MultiBody.Joints.RevolutePlanarLoopConstraint.....	573
Modelica.Mechanics.MultiBody.Joints.Cylindrical.....	574
Modelica.Mechanics.MultiBody.Joints.Universal.....	575
Modelica.Mechanics.MultiBody.Joints.Planar.....	576
Modelica.Mechanics.MultiBody.Joints.Spherical.....	577
Modelica.Mechanics.MultiBody.Joints.FreeMotion.....	579
Modelica.Mechanics.MultiBody.Joints.SphericalSpherical.....	581
Modelica.Mechanics.MultiBody.Joints.UniversalSpherical.....	583
Modelica.Mechanics.MultiBody.Joints.GearConstraint.....	585
Modelica.Mechanics.MultiBody.Joints.Assemblies.....	586
Modelica.Mechanics.MultiBody.Joints.Assemblies.JointUPS.....	588
Modelica.Mechanics.MultiBody.Joints.Assemblies.JointUSR.....	590
Modelica.Mechanics.MultiBody.Joints.Assemblies.JointUSP.....	593
Modelica.Mechanics.MultiBody.Joints.Assemblies.JointSSR.....	596
Modelica.Mechanics.MultiBody.Joints.Assemblies.JointSSP.....	598
Modelica.Mechanics.MultiBody.Joints.Assemblies.JointRRR.....	600
Modelica.Mechanics.MultiBody.Joints.Assemblies.JointRRP.....	602
Modelica.Mechanics.MultiBody.Parts.....	604
Modelica.Mechanics.MultiBody.Parts.Fixed.....	606
Modelica.Mechanics.MultiBody.Parts.FixedTranslation.....	607
Modelica.Mechanics.MultiBody.Parts.FixedRotation.....	608
Modelica.Mechanics.MultiBody.Parts.Body.....	610
Modelica.Mechanics.MultiBody.Parts.BodyShape.....	612
Modelica.Mechanics.MultiBody.Parts.BodyBox.....	615
Modelica.Mechanics.MultiBody.Parts.BodyCylinder.....	617
Modelica.Mechanics.MultiBody.Parts.PointMass.....	618
Modelica.Mechanics.MultiBody.Parts.Mounting1D.....	620
Modelica.Mechanics.MultiBody.Parts.Rotor1D.....	620
Modelica.Mechanics.MultiBody.Parts.BevelGear1D.....	621
Modelica.Mechanics.MultiBody.Sensors.....	622
Modelica.Mechanics.MultiBody.Sensors.AbsoluteSensor.....	623
Modelica.Mechanics.MultiBody.Sensors.RelativeSensor.....	626
Modelica.Mechanics.MultiBody.Sensors.AbsolutePosition.....	630
Modelica.Mechanics.MultiBody.Sensors.AbsoluteVelocity.....	630
Modelica.Mechanics.MultiBody.Sensors.AbsoluteAngles.....	631
Modelica.Mechanics.MultiBody.Sensors.AbsoluteAngularVelocity.....	632
Modelica.Mechanics.MultiBody.Sensors.RelativePosition.....	633
Modelica.Mechanics.MultiBody.Sensors.RelativeVelocity.....	633
Modelica.Mechanics.MultiBody.Sensors.RelativeAngles.....	634
Modelica.Mechanics.MultiBody.Sensors.RelativeAngularVelocity.....	635

Modelica.Mechanics.MultiBody.Sensors.Distance.....	636
Modelica.Mechanics.MultiBody.Sensors.CutForce.....	637
Modelica.Mechanics.MultiBody.Sensors.CutTorque.....	638
Modelica.Mechanics.MultiBody.Sensors.CutForceAndTorque.....	639
Modelica.Mechanics.MultiBody.Sensors.Power.....	640
Modelica.Mechanics.MultiBody.Sensors.TransformAbsoluteVector.....	641
Modelica.Mechanics.MultiBody.Sensors.TransformRelativeVector.....	641
Modelica.Mechanics.MultiBody.Types.....	642
Modelica.Mechanics.MultiBody.Types.Defaults.....	644
Modelica.Mechanics.MultiBody.Visualizers.....	645
Modelica.Mechanics.MultiBody.Visualizers.FixedShape.....	646
Modelica.Mechanics.MultiBody.Visualizers.FixedShape2.....	648
Modelica.Mechanics.MultiBody.Visualizers.FixedFrame.....	649
Modelica.Mechanics.MultiBody.Visualizers.FixedArrow.....	650
Modelica.Mechanics.MultiBody.Visualizers.SignalArrow.....	651
Modelica.Mechanics.MultiBody.Visualizers.Advanced.....	652
Modelica.Mechanics.MultiBody.Visualizers.Advanced.Arrow.....	653
Modelica.Mechanics.MultiBody.Visualizers.Advanced.DoubleArrow.....	654
Modelica.Mechanics.MultiBody.Visualizers.Advanced.Shape.....	654
Modelica.Mechanics.Rotational.....	656
Modelica.Mechanics.Rotational.UsersGuide.....	657
Modelica.Mechanics.Rotational.UsersGuide.Overview.....	657
Modelica.Mechanics.Rotational.UsersGuide.FlangeConnectors.....	658
Modelica.Mechanics.Rotational.UsersGuide.SupportTorques.....	658
Modelica.Mechanics.Rotational.UsersGuide.SignConventions.....	659
Modelica.Mechanics.Rotational.UsersGuide.UserDefinedComponents.....	661
Modelica.Mechanics.Rotational.UsersGuide.RequirementsForSimulationTool.....	662
Modelica.Mechanics.Rotational.UsersGuide.Contact.....	663
Modelica.Mechanics.Rotational.Examples.....	663
Modelica.Mechanics.Rotational.Examples.First.....	664
Modelica.Mechanics.Rotational.Examples.FirstGrounded.....	664
Modelica.Mechanics.Rotational.Examples.Friction.....	665
Modelica.Mechanics.Rotational.Examples.CoupledClutches.....	665
Modelica.Mechanics.Rotational.Examples.LossyGearDemo1.....	666
Modelica.Mechanics.Rotational.Examples.LossyGearDemo2.....	666
Modelica.Mechanics.Rotational.Examples.ElasticBearing.....	667
Modelica.Mechanics.Rotational.Examples.Backlash.....	667
Modelica.Mechanics.Rotational.Examples.RollingWheel.....	667
Modelica.Mechanics.Rotational.Components.....	667
Modelica.Mechanics.Rotational.Components.Fixed.....	668
Modelica.Mechanics.Rotational.Components.Inertia.....	669
Modelica.Mechanics.Rotational.Components.Disc.....	669
Modelica.Mechanics.Rotational.Components.Spring.....	670
Modelica.Mechanics.Rotational.Components.Damper.....	670
Modelica.Mechanics.Rotational.Components.SpringDamper.....	671
Modelica.Mechanics.Rotational.Components.ElastoBacklash.....	671
Modelica.Mechanics.Rotational.Components.BearingFriction.....	673
Modelica.Mechanics.Rotational.Components.Brake.....	675
Modelica.Mechanics.Rotational.Components.Clutch.....	677
Modelica.Mechanics.Rotational.Components.OneWayClutch.....	678
Modelica.Mechanics.Rotational.Components.IdealGear.....	680
Modelica.Mechanics.Rotational.Components.LossyGear.....	680
Modelica.Mechanics.Rotational.Components.IdealPlanetary.....	682
Modelica.Mechanics.Rotational.Components.Gearbox.....	683
Modelica.Mechanics.Rotational.Components.IdealGearR2T.....	683
Modelica.Mechanics.Rotational.Components.IdealRollingWheel.....	684
Modelica.Mechanics.Rotational.Components.InitializeFlange.....	684
Modelica.Mechanics.Rotational.Components.RelativeStates.....	685

Modelica.Mechanics.Rotational.Sources.....	686
Modelica.Mechanics.Rotational.Sources.Position.....	686
Modelica.Mechanics.Rotational.Sources.Speed.....	687
Modelica.Mechanics.Rotational.Sources.Accelerate.....	688
Modelica.Mechanics.Rotational.Sources.Move.....	688
Modelica.Mechanics.Rotational.Sources.Torque.....	689
Modelica.Mechanics.Rotational.Sources.Torque2.....	689
Modelica.Mechanics.Rotational.Sources.LinearSpeedDependentTorque.....	690
Modelica.Mechanics.Rotational.Sources.QuadraticSpeedDependentTorque.....	690
Modelica.Mechanics.Rotational.Sources.ConstantTorque.....	691
Modelica.Mechanics.Rotational.Sources.ConstantSpeed.....	691
Modelica.Mechanics.Rotational.Sources.TorqueStep.....	691
Modelica.Mechanics.Rotational.Sensors.....	692
Modelica.Mechanics.Rotational.Sensors.AngleSensor.....	692
Modelica.Mechanics.Rotational.Sensors.SpeedSensor.....	693
Modelica.Mechanics.Rotational.Sensors.AccSensor.....	693
Modelica.Mechanics.Rotational.Sensors.RelAngleSensor.....	693
Modelica.Mechanics.Rotational.Sensors.RelSpeedSensor.....	694
Modelica.Mechanics.Rotational.Sensors.RelAccSensor.....	694
Modelica.Mechanics.Rotational.Sensors.TorqueSensor.....	694
Modelica.Mechanics.Rotational.Sensors.PowerSensor.....	695
Modelica.Mechanics.Rotational.Interfaces.....	695
Modelica.Mechanics.Rotational.Interfaces.Flange_a.....	696
Modelica.Mechanics.Rotational.Interfaces.Flange_b.....	697
Modelica.Mechanics.Rotational.Interfaces.Support.....	697
Modelica.Mechanics.Rotational.Interfaces.InternalSupport.....	698
Modelica.Mechanics.Rotational.Interfaces.PartialTwoFlanges.....	698
Modelica.Mechanics.Rotational.Interfaces.PartialOneFlangeAndSupport.....	698
Modelica.Mechanics.Rotational.Interfaces.PartialTwoFlangesAndSupport.....	699
Modelica.Mechanics.Rotational.Interfaces.PartialCompliant.....	699
Modelica.Mechanics.Rotational.Interfaces.PartialCompliantWithRelativeStates.....	700
Modelica.Mechanics.Rotational.Interfaces.PartialElementaryOneFlangeAndSupport.....	700
Modelica.Mechanics.Rotational.Interfaces.PartialElementaryTwoFlangesAndSupport.....	701
Modelica.Mechanics.Rotational.Interfaces.PartialElementaryRotationalToTranslational.....	701
Modelica.Mechanics.Rotational.Interfaces.PartialTorque.....	702
Modelica.Mechanics.Rotational.Interfaces.PartialAbsoluteSensor.....	703
Modelica.Mechanics.Rotational.Interfaces.PartialRelativeSensor.....	703
Modelica.Mechanics.Rotational.Interfaces.PartialFriction.....	703
Modelica.Mechanics.Translational.....	703
Modelica.Mechanics.Translational.Examples.....	705
Modelica.Mechanics.Translational.Examples.SignConvention.....	706
Modelica.Mechanics.Translational.Examples.InitialConditions.....	706
Modelica.Mechanics.Translational.Examples.WhyArrows.....	707
Modelica.Mechanics.Translational.Examples.Accelerate.....	707
Modelica.Mechanics.Translational.Examples.Damper.....	707
Modelica.Mechanics.Translational.Examples.Oscillator.....	707
Modelica.Mechanics.Translational.Examples.Sensors.....	707
Modelica.Mechanics.Translational.Examples.Friction.....	708
Modelica.Mechanics.Translational.Examples.PreLoad.....	708
Modelica.Mechanics.Translational.Examples.ElastoGap.....	709
Modelica.Mechanics.Translational.Components.....	709
Modelica.Mechanics.Translational.Components.Fixed.....	710
Modelica.Mechanics.Translational.Components.Mass.....	710
Modelica.Mechanics.Translational.Components.Rod.....	710
Modelica.Mechanics.Translational.Components.Spring.....	711
Modelica.Mechanics.Translational.Components.Damper.....	711
Modelica.Mechanics.Translational.Components.SpringDamper.....	712
Modelica.Mechanics.Translational.Components.ElastoGap.....	712

Modelica.Mechanics.Translational.Components.SupportFriction.....	714
Modelica.Mechanics.Translational.Components.Brake.....	716
Modelica.Mechanics.Translational.Components.IdealGearR2T.....	717
Modelica.Mechanics.Translational.Components.IdealRollingWheel.....	718
Modelica.Mechanics.Translational.Components.InitializeFlange.....	718
Modelica.Mechanics.Translational.Components.MassWithStopAndFriction.....	719
Modelica.Mechanics.Translational.Components.RelativeStates.....	721
Modelica.Mechanics.Translational.Sources.....	721
Modelica.Mechanics.Translational.Sources.Position.....	722
Modelica.Mechanics.Translational.Sources.Speed.....	723
Modelica.Mechanics.Translational.Sources.Accelerate.....	723
Modelica.Mechanics.Translational.Sources.Move.....	724
Modelica.Mechanics.Translational.Sources.Force.....	724
Modelica.Mechanics.Translational.Sources.Force2.....	725
Modelica.Mechanics.Translational.Sources.LinearSpeedDependentForce.....	725
Modelica.Mechanics.Translational.Sources.QuadraticSpeedDependentForce.....	726
Modelica.Mechanics.Translational.Sources.ConstantForce.....	726
Modelica.Mechanics.Translational.Sources.ConstantSpeed.....	727
Modelica.Mechanics.Translational.Sources.ForceStep.....	727
Modelica.Mechanics.Translational.Sensors.....	727
Modelica.Mechanics.Translational.Sensors.PositionSensor.....	728
Modelica.Mechanics.Translational.Sensors.SpeedSensor.....	728
Modelica.Mechanics.Translational.Sensors.AccSensor.....	729
Modelica.Mechanics.Translational.Sensors.RelPositionSensor.....	729
Modelica.Mechanics.Translational.Sensors.RelSpeedSensor.....	729
Modelica.Mechanics.Translational.Sensors.RelAccSensor.....	730
Modelica.Mechanics.Translational.Sensors.ForceSensor.....	730
Modelica.Mechanics.Translational.Sensors.PowerSensor.....	730
Modelica.Mechanics.Translational.Interfaces.....	731
Modelica.Mechanics.Translational.Interfaces.Flange_a.....	732
Modelica.Mechanics.Translational.Interfaces.Flange_b.....	732
Modelica.Mechanics.Translational.Interfaces.Support.....	733
Modelica.Mechanics.Translational.Interfaces.InternalSupport.....	733
Modelica.Mechanics.Translational.Interfaces.PartialTwoFlanges.....	733
Modelica.Mechanics.Translational.Interfaces.PartialOneFlangeAndSupport.....	734
Modelica.Mechanics.Translational.Interfaces.PartialTwoFlangesAndSupport.....	734
Modelica.Mechanics.Translational.Interfaces.PartialRigid.....	735
Modelica.Mechanics.Translational.Interfaces.PartialCompliant.....	735
Modelica.Mechanics.Translational.Interfaces.PartialCompliantWithRelativeStates.....	735
Modelica.Mechanics.Translational.Interfaces.PartialElementaryOneFlangeAndSupport.....	736
Modelica.Mechanics.Translational.Interfaces.PartialElementaryTwoFlangesAndSupport.....	737
Modelica.Mechanics.Translational.Interfaces.PartialElementaryRotationalToTranslational.....	737
Modelica.Mechanics.Translational.Interfaces.PartialForce.....	737
Modelica.Mechanics.Translational.Interfaces.PartialAbsoluteSensor.....	738
Modelica.Mechanics.Translational.Interfaces.PartialRelativeSensor.....	738
Modelica.Mechanics.Translational.Interfaces.PartialFriction.....	739
Modelica.Media.....	739
Modelica.Media.UsersGuide.....	740
Modelica.Media.UsersGuide.MediumUsage.....	741
Modelica.Media.UsersGuide.MediumUsage.BasicUsage.....	741
Modelica.Media.UsersGuide.MediumUsage.BalanceVolume.....	744
Modelica.Media.UsersGuide.MediumUsage.ShortPipe.....	746
Modelica.Media.UsersGuide.MediumUsage.OptionalProperties.....	747
Modelica.Media.UsersGuide.MediumUsage.Constants.....	748
Modelica.Media.UsersGuide.MediumUsage.TwoPhase.....	750
Modelica.Media.UsersGuide.MediumUsage.Initialization.....	753
Modelica.Media.UsersGuide.MediumDefinition.....	754
Modelica.Media.UsersGuide.MediumDefinition.BasicStructure.....	754

Modelica.Media.UsersGuide.MediumDefinition.BasicDefinition.....	757
Modelica.Media.UsersGuide.MediumDefinition.MultipleSubstances.....	758
Modelica.Media.UsersGuide.MediumDefinition.SpecificEnthalpyAsFunction.....	759
Modelica.Media.UsersGuide.MediumDefinition.StaticStateSelection.....	761
Modelica.Media.UsersGuide.MediumDefinition.TestOfMedium.....	763
Modelica.Media.UsersGuide.ReleaseNotes.....	763
Modelica.Media.UsersGuide.Contact.....	764
Modelica.Media.Examples.....	765
Modelica.Media.Examples.SimpleLiquidWater.....	765
Modelica.Media.Examples.IdealGasH2O.....	766
Modelica.Media.Examples.WaterIF97.....	766
Modelica.Media.Examples.MixtureGases.....	766
Modelica.Media.Examples.MoistAir.....	766
Modelica.Media.Examples.TwoPhaseWater.....	767
Modelica.Media.Examples.TwoPhaseWater.BaseProperties.....	772
Modelica.Media.Examples.TwoPhaseWater.ExtendedProperties.....	772
Modelica.Media.Examples.TwoPhaseWater.TestTwoPhaseStates.....	772
Modelica.Media.Examples.TestOnly.....	772
Modelica.Media.Examples.TestOnly.MixIdealGasAir.....	773
Modelica.Media.Examples.TestOnly.FlueGas.....	773
Modelica.Media.Examples.TestOnly.N2AsMix.....	773
Modelica.Media.Examples.TestOnly.IdealGasN2.....	773
Modelica.Media.Examples.TestOnly.TestMedia.....	774
Modelica.Media.Examples.TestOnly.TestMedia.TemplateMedium.....	774
Modelica.Media.Examples.TestOnly.IdealGasN2Mix.....	774
Modelica.Media.Examples.Tests.....	774
Modelica.Media.Examples.Tests.Components.....	775
Modelica.Media.Examples.Tests.Components.FluidPort.....	775
Modelica.Media.Examples.Tests.Components.FluidPort_a.....	776
Modelica.Media.Examples.Tests.Components.FluidPort_b.....	776
Modelica.Media.Examples.Tests.Components.PortVolume.....	777
Modelica.Media.Examples.Tests.Components.FixedMassFlowRate.....	778
Modelica.Media.Examples.Tests.Components.FixedAmbient.....	778
Modelica.Media.Examples.Tests.Components.ShortPipe.....	779
Modelica.Media.Examples.Tests.Components.PartialTestModel.....	779
Modelica.Media.Examples.Tests.Components.PartialTestModel2.....	780
Modelica.Media.Examples.Tests.MediaTestModels.....	780
Modelica.Media.Examples.Tests.MediaTestModels.Air.....	780
Modelica.Media.Examples.Tests.MediaTestModels.Air.SimpleAir.....	781
Modelica.Media.Examples.Tests.MediaTestModels.Air.DryAirNasa.....	781
Modelica.Media.Examples.Tests.MediaTestModels.Air.MoistAir.....	781
Modelica.Media.Examples.Tests.MediaTestModels.IdealGases.....	782
Modelica.Media.Examples.Tests.MediaTestModels.IdealGases.Air.....	782
Modelica.Media.Examples.Tests.MediaTestModels.IdealGases.Nitrogen.....	783
Modelica.Media.Examples.Tests.MediaTestModels.IdealGases.SimpleNaturalGas.....	783
Modelica.Media.Examples.Tests.MediaTestModels.IdealGases.SimpleNaturalGasFixedComposition.....	784
Modelica.Media.Examples.Tests.MediaTestModels.Incompressible.....	784
Modelica.Media.Examples.Tests.MediaTestModels.Incompressible.Glycol47.....	784
Modelica.Media.Examples.Tests.MediaTestModels.Incompressible.Essotherm650.....	785
Modelica.Media.Examples.Tests.MediaTestModels.Water.....	785
Modelica.Media.Examples.Tests.MediaTestModels.Water.ConstantPropertyLiquidWater.....	786
Modelica.Media.Examples.Tests.MediaTestModels.Water.IdealSteam.....	786
Modelica.Media.Examples.Tests.MediaTestModels.Water.WaterIF97OnePhase_ph.....	786
Modelica.Media.Examples.Tests.MediaTestModels.Water.WaterIF97_pT.....	787
Modelica.Media.Examples.Tests.MediaTestModels.Water.WaterIF97_ph.....	787
Modelica.Media.Examples.Tests.MediaTestModels.LinearFluid.....	788
Modelica.Media.Examples.Tests.MediaTestModels.LinearFluid.LinearColdWater.....	788
Modelica.Media.Examples.Tests.MediaTestModels.LinearFluid.LinearWater_pT.....	788

Modelica.Media.Examples.SolveOneNonlinearEquation.....	789
Modelica.Media.Examples.SolveOneNonlinearEquation.Inverse_sine.....	789
Modelica.Media.Examples.SolveOneNonlinearEquation.Inverse_sh_T.....	790
Modelica.Media.Examples.SolveOneNonlinearEquation.InverseIncompressible_sh_T.....	790
Modelica.Media.Examples.SolveOneNonlinearEquation.Inverse_sh_TX.....	790
Modelica.Media.Interfaces.....	791
Modelica.Media.Interfaces.TemplateMedium.....	791
Modelica.Media.Interfaces.TemplateMedium.BaseProperties.....	794
Modelica.Media.Interfaces.TemplateMedium.ThermodynamicState.....	794
Modelica.Media.Interfaces.TemplateMedium.dynamicViscosity.....	795
Modelica.Media.Interfaces.TemplateMedium.thermalConductivity.....	795
Modelica.Media.Interfaces.TemplateMedium.specificEntropy.....	795
Modelica.Media.Interfaces.TemplateMedium.specificHeatCapacityCp.....	796
Modelica.Media.Interfaces.TemplateMedium.specificHeatCapacityCv.....	796
Modelica.Media.Interfaces.TemplateMedium.isentropicExponent.....	796
Modelica.Media.Interfaces.TemplateMedium.velocityOfSound.....	797
Modelica.Media.Interfaces.PartialMedium.....	797
Modelica.Media.Interfaces.PartialMedium.FluidConstants.....	803
Modelica.Media.Interfaces.PartialMedium.ThermodynamicState.....	804
Modelica.Media.Interfaces.PartialMedium.BaseProperties.....	804
Modelica.Media.Interfaces.PartialMedium.setState_pTX.....	805
Modelica.Media.Interfaces.PartialMedium.setState_phX.....	805
Modelica.Media.Interfaces.PartialMedium.setState_psX.....	805
Modelica.Media.Interfaces.PartialMedium.setState_dTX.....	806
Modelica.Media.Interfaces.PartialMedium.dynamicViscosity.....	806
Modelica.Media.Interfaces.PartialMedium.thermalConductivity.....	806
Modelica.Media.Interfaces.PartialMedium.prandtlNumber.....	807
Modelica.Media.Interfaces.PartialMedium.pressure.....	807
Modelica.Media.Interfaces.PartialMedium.temperature.....	807
Modelica.Media.Interfaces.PartialMedium.density.....	808
Modelica.Media.Interfaces.PartialMedium.specificEnthalpy.....	808
Modelica.Media.Interfaces.PartialMedium.specificInternalEnergy.....	808
Modelica.Media.Interfaces.PartialMedium.specificEntropy.....	809
Modelica.Media.Interfaces.PartialMedium.specificGibbsEnergy.....	809
Modelica.Media.Interfaces.PartialMedium.specificHelmholtzEnergy.....	809
Modelica.Media.Interfaces.PartialMedium.specificHeatCapacityCp.....	810
Modelica.Media.Interfaces.PartialMedium.heatCapacity_cp.....	810
Modelica.Media.Interfaces.PartialMedium.specificHeatCapacityCv.....	810
Modelica.Media.Interfaces.PartialMedium.heatCapacity_cv.....	811
Modelica.Media.Interfaces.PartialMedium.isentropicExponent.....	811
Modelica.Media.Interfaces.PartialMedium.isentropicEnthalpy.....	811
Modelica.Media.Interfaces.PartialMedium.velocityOfSound.....	812
Modelica.Media.Interfaces.PartialMedium.isobaricExpansionCoefficient.....	812
Modelica.Media.Interfaces.PartialMedium.beta.....	812
Modelica.Media.Interfaces.PartialMedium.isothermalCompressibility.....	812
Modelica.Media.Interfaces.PartialMedium.kappa.....	813
Modelica.Media.Interfaces.PartialMedium.density_derp_h.....	813
Modelica.Media.Interfaces.PartialMedium.density_derh_p.....	813
Modelica.Media.Interfaces.PartialMedium.density_derp_T.....	814
Modelica.Media.Interfaces.PartialMedium.density_derT_p.....	814
Modelica.Media.Interfaces.PartialMedium.density_derX.....	814
Modelica.Media.Interfaces.PartialMedium.molarMass.....	815
Modelica.Media.Interfaces.PartialMedium.specificEnthalpy_pTX.....	815
Modelica.Media.Interfaces.PartialMedium.density_pTX.....	815
Modelica.Media.Interfaces.PartialMedium.temperature_phX.....	816
Modelica.Media.Interfaces.PartialMedium.density_phX.....	816
Modelica.Media.Interfaces.PartialMedium.temperature_psX.....	817
Modelica.Media.Interfaces.PartialMedium.density_psX.....	817

Modelica.Media.Interfaces.PartialMedium.specificEnthalpy_psX.....	817
Modelica.Media.Interfaces.PartialMedium.Choices.....	818
Modelica.Media.Interfaces.PartialPureSubstance.....	819
Modelica.Media.Interfaces.PartialPureSubstance.setState_pT.....	822
Modelica.Media.Interfaces.PartialPureSubstance.setState_ph.....	822
Modelica.Media.Interfaces.PartialPureSubstance.setState_ps.....	822
Modelica.Media.Interfaces.PartialPureSubstance.setState_dT.....	823
Modelica.Media.Interfaces.PartialPureSubstance.density_ph.....	823
Modelica.Media.Interfaces.PartialPureSubstance.temperature_ph.....	823
Modelica.Media.Interfaces.PartialPureSubstance.pressure_dT.....	824
Modelica.Media.Interfaces.PartialPureSubstance.specificEnthalpy_dT.....	824
Modelica.Media.Interfaces.PartialPureSubstance.specificEnthalpy_ps.....	824
Modelica.Media.Interfaces.PartialPureSubstance.temperature_ps.....	825
Modelica.Media.Interfaces.PartialPureSubstance.density_ps.....	825
Modelica.Media.Interfaces.PartialPureSubstance.specificEnthalpy_pT.....	825
Modelica.Media.Interfaces.PartialPureSubstance.density_pT.....	825
Modelica.Media.Interfaces.PartialPureSubstance.BaseProperties.....	826
Modelica.Media.Interfaces.PartialLinearFluid.....	826
Modelica.Media.Interfaces.PartialLinearFluid.ThermodynamicState.....	831
Modelica.Media.Interfaces.PartialLinearFluid.BaseProperties.....	831
Modelica.Media.Interfaces.PartialLinearFluid.setState_pTX.....	831
Modelica.Media.Interfaces.PartialLinearFluid.setState_phX.....	832
Modelica.Media.Interfaces.PartialLinearFluid.setState_dTX.....	832
Modelica.Media.Interfaces.PartialLinearFluid.setState_psX.....	832
Modelica.Media.Interfaces.PartialLinearFluid.pressure.....	833
Modelica.Media.Interfaces.PartialLinearFluid.temperature.....	833
Modelica.Media.Interfaces.PartialLinearFluid.density.....	833
Modelica.Media.Interfaces.PartialLinearFluid.specificEnthalpy.....	833
Modelica.Media.Interfaces.PartialLinearFluid.specificEntropy.....	834
Modelica.Media.Interfaces.PartialLinearFluid.specificInternalEnergy.....	834
Modelica.Media.Interfaces.PartialLinearFluid.specificGibbsEnergy.....	834
Modelica.Media.Interfaces.PartialLinearFluid.specificHelmholtzEnergy.....	834
Modelica.Media.Interfaces.PartialLinearFluid.velocityOfSound.....	835
Modelica.Media.Interfaces.PartialLinearFluid.isentropicExponent.....	835
Modelica.Media.Interfaces.PartialLinearFluid.isentropicEnthalpy.....	835
Modelica.Media.Interfaces.PartialLinearFluid.specificHeatCapacityCp.....	836
Modelica.Media.Interfaces.PartialLinearFluid.specificHeatCapacityCv.....	836
Modelica.Media.Interfaces.PartialLinearFluid.isothermalCompressibility.....	836
Modelica.Media.Interfaces.PartialLinearFluid.isobaricExpansionCoefficient.....	837
Modelica.Media.Interfaces.PartialLinearFluid.density_derp_h.....	837
Modelica.Media.Interfaces.PartialLinearFluid.density_derp_p.....	837
Modelica.Media.Interfaces.PartialLinearFluid.density_derp_T.....	837
Modelica.Media.Interfaces.PartialLinearFluid.density_derT_p.....	838
Modelica.Media.Interfaces.PartialLinearFluid.molarMass.....	838
Modelica.Media.Interfaces.PartialLinearFluid.T_ph.....	838
Modelica.Media.Interfaces.PartialLinearFluid.T_ps.....	839
Modelica.Media.Interfaces.PartialMixtureMedium.....	839
Modelica.Media.Interfaces.PartialMixtureMedium.ThermodynamicState.....	842
Modelica.Media.Interfaces.PartialMixtureMedium.FluidConstants.....	842
Modelica.Media.Interfaces.PartialMixtureMedium.gasConstant.....	842
Modelica.Media.Interfaces.PartialMixtureMedium.moleToMassFractions.....	842
Modelica.Media.Interfaces.PartialMixtureMedium.massToMoleFractions.....	843
Modelica.Media.Interfaces.PartialCondensingGases.....	843
Modelica.Media.Interfaces.PartialCondensingGases.saturationPressure.....	846
Modelica.Media.Interfaces.PartialCondensingGases.enthalpyOfVaporization.....	846
Modelica.Media.Interfaces.PartialCondensingGases.enthalpyOfLiquid.....	847
Modelica.Media.Interfaces.PartialCondensingGases.enthalpyOfGas.....	847
Modelica.Media.Interfaces.PartialCondensingGases.enthalpyOfCondensingGas.....	847

Modelica.Media.Interfaces.PartialTwoPhaseMedium.....	847
Modelica.Media.Interfaces.PartialTwoPhaseMedium.FluidLimits.....	852
Modelica.Media.Interfaces.PartialTwoPhaseMedium.FluidConstants.....	853
Modelica.Media.Interfaces.PartialTwoPhaseMedium.ThermodynamicState.....	853
Modelica.Media.Interfaces.PartialTwoPhaseMedium.SaturationProperties.....	853
Modelica.Media.Interfaces.PartialTwoPhaseMedium.BaseProperties.....	853
Modelica.Media.Interfaces.PartialTwoPhaseMedium.setDewState.....	853
Modelica.Media.Interfaces.PartialTwoPhaseMedium.setBubbleState.....	854
Modelica.Media.Interfaces.PartialTwoPhaseMedium.setState_dTX.....	854
Modelica.Media.Interfaces.PartialTwoPhaseMedium.setState_phX.....	854
Modelica.Media.Interfaces.PartialTwoPhaseMedium.setState_psX.....	855
Modelica.Media.Interfaces.PartialTwoPhaseMedium.setState_pTX.....	855
Modelica.Media.Interfaces.PartialTwoPhaseMedium.setSat_T.....	856
Modelica.Media.Interfaces.PartialTwoPhaseMedium.setSat_p.....	856
Modelica.Media.Interfaces.PartialTwoPhaseMedium.bubbleEnthalpy.....	856
Modelica.Media.Interfaces.PartialTwoPhaseMedium.dewEnthalpy.....	857
Modelica.Media.Interfaces.PartialTwoPhaseMedium.bubbleEntropy.....	857
Modelica.Media.Interfaces.PartialTwoPhaseMedium.dewEntropy.....	857
Modelica.Media.Interfaces.PartialTwoPhaseMedium.bubbleDensity.....	858
Modelica.Media.Interfaces.PartialTwoPhaseMedium.dewDensity.....	858
Modelica.Media.Interfaces.PartialTwoPhaseMedium.saturationPressure.....	858
Modelica.Media.Interfaces.PartialTwoPhaseMedium.saturationTemperature.....	859
Modelica.Media.Interfaces.PartialTwoPhaseMedium.saturationPressure_sat.....	859
Modelica.Media.Interfaces.PartialTwoPhaseMedium.saturationTemperature_sat.....	859
Modelica.Media.Interfaces.PartialTwoPhaseMedium.saturationTemperature_derp.....	860
Modelica.Media.Interfaces.PartialTwoPhaseMedium.saturationTemperature_derp_sat.....	860
Modelica.Media.Interfaces.PartialTwoPhaseMedium.surfaceTension.....	860
Modelica.Media.Interfaces.PartialTwoPhaseMedium.molarMass.....	861
Modelica.Media.Interfaces.PartialTwoPhaseMedium.dBubbleDensity_dPressure.....	861
Modelica.Media.Interfaces.PartialTwoPhaseMedium.dDewDensity_dPressure.....	861
Modelica.Media.Interfaces.PartialTwoPhaseMedium.dBubbleEnthalpy_dPressure.....	862
Modelica.Media.Interfaces.PartialTwoPhaseMedium.dDewEnthalpy_dPressure.....	862
Modelica.Media.Interfaces.PartialTwoPhaseMedium.specificEnthalpy_pTX.....	862
Modelica.Media.Interfaces.PartialTwoPhaseMedium.temperature_phX.....	863
Modelica.Media.Interfaces.PartialTwoPhaseMedium.density_phX.....	863
Modelica.Media.Interfaces.PartialTwoPhaseMedium.temperature_psX.....	863
Modelica.Media.Interfaces.PartialTwoPhaseMedium.density_psX.....	864
Modelica.Media.Interfaces.PartialTwoPhaseMedium.specificEnthalpy_psX.....	864
Modelica.Media.Interfaces.PartialTwoPhaseMedium.setState_pT.....	865
Modelica.Media.Interfaces.PartialTwoPhaseMedium.setState_ph.....	865
Modelica.Media.Interfaces.PartialTwoPhaseMedium.setState_ps.....	865
Modelica.Media.Interfaces.PartialTwoPhaseMedium.setState_dT.....	866
Modelica.Media.Interfaces.PartialTwoPhaseMedium.setState_px.....	866
Modelica.Media.Interfaces.PartialTwoPhaseMedium.setState_Tx.....	867
Modelica.Media.Interfaces.PartialTwoPhaseMedium.vapourQuality.....	867
Modelica.Media.Interfaces.PartialTwoPhaseMedium.density_ph.....	867
Modelica.Media.Interfaces.PartialTwoPhaseMedium.temperature_ph.....	868
Modelica.Media.Interfaces.PartialTwoPhaseMedium.pressure_dT.....	868
Modelica.Media.Interfaces.PartialTwoPhaseMedium.specificEnthalpy_dT.....	868
Modelica.Media.Interfaces.PartialTwoPhaseMedium.specificEnthalpy_ps.....	869
Modelica.Media.Interfaces.PartialTwoPhaseMedium.temperature_ps.....	869
Modelica.Media.Interfaces.PartialTwoPhaseMedium.density_ps.....	869
Modelica.Media.Interfaces.PartialTwoPhaseMedium.specificEnthalpy_pT.....	870
Modelica.Media.Interfaces.PartialTwoPhaseMedium.density_pT.....	870
Modelica.Media.Interfaces.PartialSimpleMedium.....	871
Modelica.Media.Interfaces.PartialSimpleMedium.ThermodynamicState.....	874
Modelica.Media.Interfaces.PartialSimpleMedium.BaseProperties.....	875
Modelica.Media.Interfaces.PartialSimpleMedium.setState_pTX.....	875

Modelica.Media.Interfaces.PartialSimpleMedium.setState_phX.....	875
Modelica.Media.Interfaces.PartialSimpleMedium.setState_psX.....	876
Modelica.Media.Interfaces.PartialSimpleMedium.setState_dTX.....	876
Modelica.Media.Interfaces.PartialSimpleMedium.dynamicViscosity.....	876
Modelica.Media.Interfaces.PartialSimpleMedium.thermalConductivity.....	877
Modelica.Media.Interfaces.PartialSimpleMedium.specificHeatCapacityCp.....	877
Modelica.Media.Interfaces.PartialSimpleMedium.specificHeatCapacityCv.....	877
Modelica.Media.Interfaces.PartialSimpleMedium.isentropicExponent.....	878
Modelica.Media.Interfaces.PartialSimpleMedium.velocityOfSound.....	878
Modelica.Media.Interfaces.PartialSimpleMedium.specificEnthalpy_pTX.....	878
Modelica.Media.Interfaces.PartialSimpleMedium.temperature_phX.....	879
Modelica.Media.Interfaces.PartialSimpleMedium.density_phX.....	879
Modelica.Media.Interfaces.PartialSimpleIdealGasMedium.....	879
Modelica.Media.Interfaces.PartialSimpleIdealGasMedium.ThermodynamicState.....	883
Modelica.Media.Interfaces.PartialSimpleIdealGasMedium.FluidConstants.....	883
Modelica.Media.Interfaces.PartialSimpleIdealGasMedium.BaseProperties.....	883
Modelica.Media.Interfaces.PartialSimpleIdealGasMedium.setState_pTX.....	884
Modelica.Media.Interfaces.PartialSimpleIdealGasMedium.setState_phX.....	884
Modelica.Media.Interfaces.PartialSimpleIdealGasMedium.setState_psX.....	884
Modelica.Media.Interfaces.PartialSimpleIdealGasMedium.setState_dTX.....	885
Modelica.Media.Interfaces.PartialSimpleIdealGasMedium.pressure.....	885
Modelica.Media.Interfaces.PartialSimpleIdealGasMedium.temperature.....	886
Modelica.Media.Interfaces.PartialSimpleIdealGasMedium.density.....	886
Modelica.Media.Interfaces.PartialSimpleIdealGasMedium.specificEnthalpy.....	886
Modelica.Media.Interfaces.PartialSimpleIdealGasMedium.specificInternalEnergy.....	886
Modelica.Media.Interfaces.PartialSimpleIdealGasMedium.specificEntropy.....	887
Modelica.Media.Interfaces.PartialSimpleIdealGasMedium.specificGibbsEnergy.....	887
Modelica.Media.Interfaces.PartialSimpleIdealGasMedium.specificHelmholtzEnergy.....	887
Modelica.Media.Interfaces.PartialSimpleIdealGasMedium.dynamicViscosity.....	888
Modelica.Media.Interfaces.PartialSimpleIdealGasMedium.thermalConductivity.....	888
Modelica.Media.Interfaces.PartialSimpleIdealGasMedium.specificHeatCapacityCp.....	888
Modelica.Media.Interfaces.PartialSimpleIdealGasMedium.specificHeatCapacityCv.....	889
Modelica.Media.Interfaces.PartialSimpleIdealGasMedium.isentropicExponent.....	889
Modelica.Media.Interfaces.PartialSimpleIdealGasMedium.velocityOfSound.....	889
Modelica.Media.Interfaces.PartialSimpleIdealGasMedium.specificEnthalpy_pTX.....	890
Modelica.Media.Interfaces.PartialSimpleIdealGasMedium.temperature_phX.....	890
Modelica.Media.Interfaces.PartialSimpleIdealGasMedium.density_phX.....	891
Modelica.Media.Common.....	891
Modelica.Media.Common.SaturationProperties.....	897
Modelica.Media.Common.SaturationBoundaryProperties.....	897
Modelica.Media.Common.IF97BaseTwoPhase.....	897
Modelica.Media.Common.IF97PhaseBoundaryProperties.....	897
Modelica.Media.Common.GibbsDerivs.....	897
Modelica.Media.Common.HelmholtzDerivs.....	897
Modelica.Media.Common.TwoPhaseTransportProps.....	897
Modelica.Media.Common.PhaseBoundaryProperties.....	897
Modelica.Media.Common.NewtonDerivatives_ph.....	898
Modelica.Media.Common.NewtonDerivatives_ps.....	898
Modelica.Media.Common.NewtonDerivatives_pT.....	898
Modelica.Media.Common.ExtraDerivatives.....	898
Modelica.Media.Common.BridgmansTables.....	898
Modelica.Media.Common.gibbsToBridgmansTables.....	899
Modelica.Media.Common.helmholtzToBridgmansTables.....	899
Modelica.Media.Common.gibbsToBoundaryProps.....	900
Modelica.Media.Common.helmholtzToBoundaryProps.....	900
Modelica.Media.Common.cv2Phase.....	900
Modelica.Media.Common.cvdpt2Phase.....	901
Modelica.Media.Common.gibbsToExtraDerivs.....	901

Modelica.Media.Common.helmholtzToExtraDerivs.....	901
Modelica.Media.Common.Helmholtz_ph.....	902
Modelica.Media.Common.Helmholtz_pT.....	902
Modelica.Media.Common.Helmholtz_ps.....	902
Modelica.Media.Common.OneNonLinearEquation.....	903
Modelica.Media.Common.OneNonLinearEquation.f_nonlinear_Data.....	904
Modelica.Media.Common.OneNonLinearEquation.f_nonlinear.....	904
Modelica.Media.Common.OneNonLinearEquation.solve.....	904
Modelica.Media.Air.....	905
Modelica.Media.Air.SimpleAir.....	905
Modelica.Media.Air.DryAirNasa.....	910
Modelica.Media.Air.DryAirNasa.dynamicViscosity.....	914
Modelica.Media.Air.DryAirNasa.thermalConductivity.....	914
Modelica.Media.Air.MoistAir.....	915
Modelica.Media.Air.MoistAir.ThermodynamicState.....	921
Modelica.Media.Air.MoistAir.BaseProperties.....	921
Modelica.Media.Air.MoistAir.setState_pTX.....	921
Modelica.Media.Air.MoistAir.setState_phX.....	922
Modelica.Media.Air.MoistAir.setState_dTX.....	922
Modelica.Media.Air.MoistAir.Xsaturation.....	922
Modelica.Media.Air.MoistAir.xsaturation.....	923
Modelica.Media.Air.MoistAir.xsaturation_pT.....	923
Modelica.Media.Air.MoistAir.massFraction_pTphi.....	924
Modelica.Media.Air.MoistAir.relativeHumidity_pTX.....	924
Modelica.Media.Air.MoistAir.relativeHumidity.....	924
Modelica.Media.Air.MoistAir.gasConstant.....	925
Modelica.Media.Air.MoistAir.gasConstant_X.....	925
Modelica.Media.Air.MoistAir.saturationPressureLiquid.....	925
Modelica.Media.Air.MoistAir.saturationPressureLiquid_der.....	926
Modelica.Media.Air.MoistAir.sublimationPressureIce.....	926
Modelica.Media.Air.MoistAir.sublimationPressureIce_der.....	927
Modelica.Media.Air.MoistAir.saturationPressure.....	927
Modelica.Media.Air.MoistAir.saturationPressure_der.....	927
Modelica.Media.Air.MoistAir.saturationTemperature.....	928
Modelica.Media.Air.MoistAir.enthalpyOfVaporization.....	928
Modelica.Media.Air.MoistAir.HeatCapacityOfWater.....	929
Modelica.Media.Air.MoistAir.enthalpyOfLiquid.....	929
Modelica.Media.Air.MoistAir.enthalpyOfGas.....	929
Modelica.Media.Air.MoistAir.enthalpyOfCondensingGas.....	930
Modelica.Media.Air.MoistAir.enthalpyOfWater.....	930
Modelica.Media.Air.MoistAir.enthalpyOfWater_der.....	931
Modelica.Media.Air.MoistAir.pressure.....	931
Modelica.Media.Air.MoistAir.temperature.....	931
Modelica.Media.Air.MoistAir.T_phX.....	932
Modelica.Media.Air.MoistAir.density.....	932
Modelica.Media.Air.MoistAir.specificEnthalpy.....	933
Modelica.Media.Air.MoistAir.h_pTX.....	933
Modelica.Media.Air.MoistAir.h_pTX_der.....	933
Modelica.Media.Air.MoistAir.specificInternalEnergy.....	934
Modelica.Media.Air.MoistAir.specificInternalEnergy_pTX.....	934
Modelica.Media.Air.MoistAir.specificInternalEnergy_pTX_der.....	935
Modelica.Media.Air.MoistAir.specificEntropy.....	935
Modelica.Media.Air.MoistAir.specificGibbsEnergy.....	936
Modelica.Media.Air.MoistAir.specificHelmholtzEnergy.....	936
Modelica.Media.Air.MoistAir.specificHeatCapacityCp.....	936
Modelica.Media.Air.MoistAir.specificHeatCapacityCv.....	937
Modelica.Media.Air.MoistAir.dynamicViscosity.....	937
Modelica.Media.Air.MoistAir.thermalConductivity.....	937

Modelica.Media.Air.MoistAir.Utilities.....	938
Modelica.Media.Air.MoistAir.Utilities.spliceFunction.....	938
Modelica.Media.Air.MoistAir.Utilities.spliceFunction_der.....	938
Modelica.Media.Air.MoistAir.PsychrometricData.....	939
Modelica.Media.CompressibleLiquids.....	940
Modelica.Media.CompressibleLiquids.Common.....	941
Modelica.Media.CompressibleLiquids.Common.LinearWater_pT.....	941
Modelica.Media.CompressibleLiquids.LinearColdWater.....	946
Modelica.Media.CompressibleLiquids.LinearColdWater.dynamicViscosity.....	949
Modelica.Media.CompressibleLiquids.LinearColdWater.thermalConductivity.....	949
Modelica.Media.CompressibleLiquids.LinearWater_pT_Ambient.....	950
Modelica.Media.IdealGases.....	950
Modelica.Media.IdealGases.Common.....	954
Modelica.Media.IdealGases.Common.DataRecord.....	954
Modelica.Media.IdealGases.Common.SingleGasNasa.....	955
Modelica.Media.IdealGases.Common.SingleGasNasa.ThermodynamicState.....	960
Modelica.Media.IdealGases.Common.SingleGasNasa.FluidConstants.....	960
Modelica.Media.IdealGases.Common.SingleGasNasa.BaseProperties.....	960
Modelica.Media.IdealGases.Common.SingleGasNasa.setState_pTX.....	960
Modelica.Media.IdealGases.Common.SingleGasNasa.setState_phX.....	961
Modelica.Media.IdealGases.Common.SingleGasNasa.setState_psX.....	961
Modelica.Media.IdealGases.Common.SingleGasNasa.setState_dTX.....	961
Modelica.Media.IdealGases.Common.SingleGasNasa.pressure.....	962
Modelica.Media.IdealGases.Common.SingleGasNasa.temperature.....	962
Modelica.Media.IdealGases.Common.SingleGasNasa.density.....	962
Modelica.Media.IdealGases.Common.SingleGasNasa.specificEnthalpy.....	962
Modelica.Media.IdealGases.Common.SingleGasNasa.specificInternalEnergy.....	963
Modelica.Media.IdealGases.Common.SingleGasNasa.specificEntropy.....	963
Modelica.Media.IdealGases.Common.SingleGasNasa.specificGibbsEnergy.....	963
Modelica.Media.IdealGases.Common.SingleGasNasa.specificHelmholtzEnergy.....	964
Modelica.Media.IdealGases.Common.SingleGasNasa.specificHeatCapacityCp.....	964
Modelica.Media.IdealGases.Common.SingleGasNasa.specificHeatCapacityCv.....	964
Modelica.Media.IdealGases.Common.SingleGasNasa.isentropicExponent.....	964
Modelica.Media.IdealGases.Common.SingleGasNasa.velocityOfSound.....	965
Modelica.Media.IdealGases.Common.SingleGasNasa.isentropicEnthalpyApproximation.....	965
Modelica.Media.IdealGases.Common.SingleGasNasa.isentropicEnthalpy.....	965
Modelica.Media.IdealGases.Common.SingleGasNasa.isobaricExpansionCoefficient.....	966
Modelica.Media.IdealGases.Common.SingleGasNasa.isothermalCompressibility.....	966
Modelica.Media.IdealGases.Common.SingleGasNasa.density_der_p_T.....	966
Modelica.Media.IdealGases.Common.SingleGasNasa.density_derT_p.....	967
Modelica.Media.IdealGases.Common.SingleGasNasa.density_derX.....	967
Modelica.Media.IdealGases.Common.SingleGasNasa.cp_T.....	967
Modelica.Media.IdealGases.Common.SingleGasNasa.cp_Tlow.....	968
Modelica.Media.IdealGases.Common.SingleGasNasa.cp_Tlow_der.....	968
Modelica.Media.IdealGases.Common.SingleGasNasa.h_T.....	968
Modelica.Media.IdealGases.Common.SingleGasNasa.h_T_der.....	969
Modelica.Media.IdealGases.Common.SingleGasNasa.h_Tlow.....	969
Modelica.Media.IdealGases.Common.SingleGasNasa.h_Tlow_der.....	970
Modelica.Media.IdealGases.Common.SingleGasNasa.s0_T.....	970
Modelica.Media.IdealGases.Common.SingleGasNasa.s0_Tlow.....	970
Modelica.Media.IdealGases.Common.SingleGasNasa.dynamicViscosityLowPressure.....	971
Modelica.Media.IdealGases.Common.SingleGasNasa.dynamicViscosity.....	972
Modelica.Media.IdealGases.Common.SingleGasNasa.thermalConductivityEstimate.....	972
Modelica.Media.IdealGases.Common.SingleGasNasa.thermalConductivity.....	972
Modelica.Media.IdealGases.Common.SingleGasNasa.molarMass.....	973
Modelica.Media.IdealGases.Common.SingleGasNasa.T_h.....	973
Modelica.Media.IdealGases.Common.SingleGasNasa.T_ps.....	973
Modelica.Media.IdealGases.Common.MixtureGasNasa.....	973

Modelica.Media.IdealGases.Common.MixtureGasNasa.ThermodynamicState.....	978
Modelica.Media.IdealGases.Common.MixtureGasNasa.FluidConstants.....	978
Modelica.Media.IdealGases.Common.MixtureGasNasa.BaseProperties.....	978
Modelica.Media.IdealGases.Common.MixtureGasNasa.setState_pTX.....	978
Modelica.Media.IdealGases.Common.MixtureGasNasa.setState_phX.....	978
Modelica.Media.IdealGases.Common.MixtureGasNasa.setState_psX.....	979
Modelica.Media.IdealGases.Common.MixtureGasNasa.setState_dTX.....	979
Modelica.Media.IdealGases.Common.MixtureGasNasa.pressure.....	979
Modelica.Media.IdealGases.Common.MixtureGasNasa.temperature.....	980
Modelica.Media.IdealGases.Common.MixtureGasNasa.density.....	980
Modelica.Media.IdealGases.Common.MixtureGasNasa.specificEnthalpy.....	980
Modelica.Media.IdealGases.Common.MixtureGasNasa.specificInternalEnergy.....	980
Modelica.Media.IdealGases.Common.MixtureGasNasa.specificEntropy.....	981
Modelica.Media.IdealGases.Common.MixtureGasNasa.specificGibbsEnergy.....	981
Modelica.Media.IdealGases.Common.MixtureGasNasa.specificHelmholtzEnergy.....	981
Modelica.Media.IdealGases.Common.MixtureGasNasa.h_TX.....	982
Modelica.Media.IdealGases.Common.MixtureGasNasa.h_TX_der.....	982
Modelica.Media.IdealGases.Common.MixtureGasNasa.gasConstant.....	983
Modelica.Media.IdealGases.Common.MixtureGasNasa.specificHeatCapacityCp.....	983
Modelica.Media.IdealGases.Common.MixtureGasNasa.specificHeatCapacityCv.....	983
Modelica.Media.IdealGases.Common.MixtureGasNasa.MixEntropy.....	983
Modelica.Media.IdealGases.Common.MixtureGasNasa.s_TX.....	984
Modelica.Media.IdealGases.Common.MixtureGasNasa.isentropicExponent.....	984
Modelica.Media.IdealGases.Common.MixtureGasNasa.velocityOfSound.....	984
Modelica.Media.IdealGases.Common.MixtureGasNasa.isentropicEnthalpyApproximation.....	985
Modelica.Media.IdealGases.Common.MixtureGasNasa.isentropicEnthalpy.....	985
Modelica.Media.IdealGases.Common.MixtureGasNasa.gasMixtureViscosity.....	985
Modelica.Media.IdealGases.Common.MixtureGasNasa.dynamicViscosity.....	986
Modelica.Media.IdealGases.Common.MixtureGasNasa.mixtureViscosityChung.....	986
Modelica.Media.IdealGases.Common.MixtureGasNasa.lowPressureThermalConductivity.....	987
Modelica.Media.IdealGases.Common.MixtureGasNasa.thermalConductivity.....	988
Modelica.Media.IdealGases.Common.MixtureGasNasa.isobaricExpansionCoefficient.....	988
Modelica.Media.IdealGases.Common.MixtureGasNasa.isothermalCompressibility.....	988
Modelica.Media.IdealGases.Common.MixtureGasNasa.density_der_p_T.....	989
Modelica.Media.IdealGases.Common.MixtureGasNasa.density_derT_p.....	989
Modelica.Media.IdealGases.Common.MixtureGasNasa.density_derX.....	989
Modelica.Media.IdealGases.Common.MixtureGasNasa.molarMass.....	989
Modelica.Media.IdealGases.Common.MixtureGasNasa.T_hX.....	990
Modelica.Media.IdealGases.Common.MixtureGasNasa.T_psX.....	990
Modelica.Media.IdealGases.Common.FluidData.....	990
Modelica.Media.IdealGases.Common.SingleGasesData.....	1004
Modelica.Media.IdealGases.SingleGases.....	1351
Modelica.Media.IdealGases.SingleGases.Ar.....	1352
Modelica.Media.IdealGases.SingleGases.CH4.....	1353
Modelica.Media.IdealGases.SingleGases.CH3OH.....	1353
Modelica.Media.IdealGases.SingleGases.CO.....	1354
Modelica.Media.IdealGases.SingleGases.CO2.....	1354
Modelica.Media.IdealGases.SingleGases.C2H2_vinylidene.....	1355
Modelica.Media.IdealGases.SingleGases.C2H4.....	1355
Modelica.Media.IdealGases.SingleGases.C2H5OH.....	1356
Modelica.Media.IdealGases.SingleGases.C2H6.....	1356
Modelica.Media.IdealGases.SingleGases.C3H6_propylene.....	1357
Modelica.Media.IdealGases.SingleGases.C3H8.....	1357
Modelica.Media.IdealGases.SingleGases.C3H8O_1propanol.....	1358
Modelica.Media.IdealGases.SingleGases.C4H8_1_butene.....	1358
Modelica.Media.IdealGases.SingleGases.C4H10_n_butane.....	1359
Modelica.Media.IdealGases.SingleGases.C5H10_1_pentene.....	1359
Modelica.Media.IdealGases.SingleGases.C5H12_n_pentane.....	1360

Modelica.Media.IdealGases.SingleGases.C6H6.....	1360
Modelica.Media.IdealGases.SingleGases.C6H12_1_hexene.....	1361
Modelica.Media.IdealGases.SingleGases.C6H14_n_hexane.....	1361
Modelica.Media.IdealGases.SingleGases.C7H14_1_heptene.....	1362
Modelica.Media.IdealGases.SingleGases.C7H16_n_heptane.....	1362
Modelica.Media.IdealGases.SingleGases.C8H10_ethylbenz.....	1363
Modelica.Media.IdealGases.SingleGases.C8H18_n_octane.....	1363
Modelica.Media.IdealGases.SingleGases.CL2.....	1364
Modelica.Media.IdealGases.SingleGases.F2.....	1364
Modelica.Media.IdealGases.SingleGases.H2.....	1365
Modelica.Media.IdealGases.SingleGases.H2O.....	1365
Modelica.Media.IdealGases.SingleGases.He.....	1366
Modelica.Media.IdealGases.SingleGases.NH3.....	1366
Modelica.Media.IdealGases.SingleGases.NO.....	1366
Modelica.Media.IdealGases.SingleGases.NO2.....	1367
Modelica.Media.IdealGases.SingleGases.N2.....	1367
Modelica.Media.IdealGases.SingleGases.N2O.....	1367
Modelica.Media.IdealGases.SingleGases.Ne.....	1367
Modelica.Media.IdealGases.SingleGases.O2.....	1367
Modelica.Media.IdealGases.SingleGases.SO2.....	1368
Modelica.Media.IdealGases.SingleGases.SO3.....	1368
Modelica.Media.IdealGases.MixtureGases.....	1368
Modelica.Media.IdealGases.MixtureGases.CombustionAir.....	1369
Modelica.Media.IdealGases.MixtureGases.AirSteam.....	1369
Modelica.Media.IdealGases.MixtureGases.FlueGasLambdaOnePlus.....	1369
Modelica.Media.IdealGases.MixtureGases.FlueGasSixComponents.....	1369
Modelica.Media.IdealGases.MixtureGases.SimpleNaturalGas.....	1369
Modelica.Media.IdealGases.MixtureGases.SimpleNaturalGasFixedComposition.....	1369
Modelica.Media.Incompressible.....	1370
Modelica.Media.Incompressible.Common.....	1371
Modelica.Media.Incompressible.Common.BaseProps_Tpoly.....	1371
Modelica.Media.Incompressible.TableBased.....	1371
Modelica.Media.Incompressible.TableBased.invertTemp.....	1377
Modelica.Media.Incompressible.TableBased.BaseProperties.....	1377
Modelica.Media.Incompressible.TableBased.setState_pTX.....	1378
Modelica.Media.Incompressible.TableBased.setState_dTX.....	1378
Modelica.Media.Incompressible.TableBased.setState_pT.....	1379
Modelica.Media.Incompressible.TableBased.setState_phX.....	1379
Modelica.Media.Incompressible.TableBased.setState_ph.....	1379
Modelica.Media.Incompressible.TableBased.setState_psX.....	1379
Modelica.Media.Incompressible.TableBased.setState_ps.....	1380
Modelica.Media.Incompressible.TableBased.specificHeatCapacityCv.....	1380
Modelica.Media.Incompressible.TableBased.specificHeatCapacityCp.....	1380
Modelica.Media.Incompressible.TableBased.dynamicViscosity.....	1381
Modelica.Media.Incompressible.TableBased.thermalConductivity.....	1381
Modelica.Media.Incompressible.TableBased.s_T.....	1381
Modelica.Media.Incompressible.TableBased.specificEntropy.....	1381
Modelica.Media.Incompressible.TableBased.h_T.....	1382
Modelica.Media.Incompressible.TableBased.h_T_der.....	1382
Modelica.Media.Incompressible.TableBased.h_pT.....	1382
Modelica.Media.Incompressible.TableBased.density_T.....	1383
Modelica.Media.Incompressible.TableBased.temperature.....	1383
Modelica.Media.Incompressible.TableBased.pressure.....	1383
Modelica.Media.Incompressible.TableBased.density.....	1383
Modelica.Media.Incompressible.TableBased.specificEnthalpy.....	1384
Modelica.Media.Incompressible.TableBased.specificInternalEnergy.....	1384
Modelica.Media.Incompressible.TableBased.T_ph.....	1384
Modelica.Media.Incompressible.TableBased.T_ps.....	1385

Modelica.Media.Incompressible.TableBased.Polynomials_Temp.....	1385
Modelica.Media.Incompressible.TableBased.Polynomials_Temp.evaluate.....	1386
Modelica.Media.Incompressible.TableBased.Polynomials_Temp.derivative.....	1386
Modelica.Media.Incompressible.TableBased.Polynomials_Temp.derivativeValue.....	1386
Modelica.Media.Incompressible.TableBased.Polynomials_Temp.secondDerivativeValue.....	1386
Modelica.Media.Incompressible.TableBased.Polynomials_Temp.integral.....	1387
Modelica.Media.Incompressible.TableBased.Polynomials_Temp.integralValue.....	1387
Modelica.Media.Incompressible.TableBased.Polynomials_Temp.fitting.....	1387
Modelica.Media.Incompressible.TableBased.Polynomials_Temp.evaluate_der.....	1388
Modelica.Media.Incompressible.TableBased.Polynomials_Temp.integralValue_der.....	1388
Modelica.Media.Incompressible.TableBased.Polynomials_Temp.derivativeValue_der.....	1389
Modelica.Media.Incompressible.Examples.....	1389
Modelica.Media.Incompressible.Examples.Glycol47.....	1389
Modelica.Media.Incompressible.Examples.Essotherm650.....	1389
Modelica.Media.Incompressible.Examples.TestGlycol.....	1390
Modelica.Media.Water.....	1390
Modelica.Media.Water.ConstantPropertyLiquidWater.....	1393
Modelica.Media.Water.IdealSteam.....	1393
Modelica.Media.Water.WaterIF97OnePhase_ph.....	1393
Modelica.Media.Water.WaterIF97_ph.....	1393
Modelica.Media.Water.WaterIF97_base.....	1394
Modelica.Media.Water.WaterIF97_base.ThermodynamicState.....	1398
Modelica.Media.Water.WaterIF97_base.BaseProperties.....	1399
Modelica.Media.Water.WaterIF97_base.density_ph.....	1399
Modelica.Media.Water.WaterIF97_base.temperature_ph.....	1399
Modelica.Media.Water.WaterIF97_base.temperature_ps.....	1399
Modelica.Media.Water.WaterIF97_base.density_ps.....	1400
Modelica.Media.Water.WaterIF97_base.pressure_dT.....	1400
Modelica.Media.Water.WaterIF97_base.specificEnthalpy_dT.....	1400
Modelica.Media.Water.WaterIF97_base.specificEnthalpy_pT.....	1401
Modelica.Media.Water.WaterIF97_base.specificEnthalpy_ps.....	1401
Modelica.Media.Water.WaterIF97_base.density_pT.....	1401
Modelica.Media.Water.WaterIF97_base.setDewState.....	1402
Modelica.Media.Water.WaterIF97_base.setBubbleState.....	1402
Modelica.Media.Water.WaterIF97_base.dynamicViscosity.....	1402
Modelica.Media.Water.WaterIF97_base.thermalConductivity.....	1403
Modelica.Media.Water.WaterIF97_base.surfaceTension.....	1403
Modelica.Media.Water.WaterIF97_base.pressure.....	1403
Modelica.Media.Water.WaterIF97_base.temperature.....	1403
Modelica.Media.Water.WaterIF97_base.density.....	1404
Modelica.Media.Water.WaterIF97_base.specificEnthalpy.....	1404
Modelica.Media.Water.WaterIF97_base.specificInternalEnergy.....	1404
Modelica.Media.Water.WaterIF97_base.specificGibbsEnergy.....	1405
Modelica.Media.Water.WaterIF97_base.specificHelmholtzEnergy.....	1405
Modelica.Media.Water.WaterIF97_base.specificEntropy.....	1405
Modelica.Media.Water.WaterIF97_base.specificHeatCapacityCp.....	1405
Modelica.Media.Water.WaterIF97_base.specificHeatCapacityCv.....	1406
Modelica.Media.Water.WaterIF97_base.isentropicExponent.....	1406
Modelica.Media.Water.WaterIF97_base.isothermalCompressibility.....	1406
Modelica.Media.Water.WaterIF97_base.isobaricExpansionCoefficient.....	1407
Modelica.Media.Water.WaterIF97_base.velocityOfSound.....	1407
Modelica.Media.Water.WaterIF97_base.isentropicEnthalpy.....	1407
Modelica.Media.Water.WaterIF97_base.density_derh_p.....	1407
Modelica.Media.Water.WaterIF97_base.density_derp_h.....	1408
Modelica.Media.Water.WaterIF97_base.bubbleEnthalpy.....	1408
Modelica.Media.Water.WaterIF97_base.dewEnthalpy.....	1408
Modelica.Media.Water.WaterIF97_base.bubbleEntropy.....	1409
Modelica.Media.Water.WaterIF97_base.dewEntropy.....	1409

Modelica.Media.Water.WaterIF97_base.bubbleDensity.....	1409
Modelica.Media.Water.WaterIF97_base.dewDensity.....	1409
Modelica.Media.Water.WaterIF97_base.saturationTemperature.....	1410
Modelica.Media.Water.WaterIF97_base.saturationTemperature_derp.....	1410
Modelica.Media.Water.WaterIF97_base.saturationPressure.....	1410
Modelica.Media.Water.WaterIF97_base.dBubbleDensity_dPressure.....	1411
Modelica.Media.Water.WaterIF97_base.dDewDensity_dPressure.....	1411
Modelica.Media.Water.WaterIF97_base.dBubbleEnthalpy_dPressure.....	1411
Modelica.Media.Water.WaterIF97_base.dDewEnthalpy_dPressure.....	1411
Modelica.Media.Water.WaterIF97_base.setState_dTX.....	1412
Modelica.Media.Water.WaterIF97_base.setState_phX.....	1412
Modelica.Media.Water.WaterIF97_base.setState_psX.....	1412
Modelica.Media.Water.WaterIF97_base.setState_pTX.....	1413
Modelica.Media.Water.WaterIF97_fixedregion.....	1413
Modelica.Media.Water.WaterIF97_fixedregion.ThermodynamicState.....	1418
Modelica.Media.Water.WaterIF97_fixedregion.BaseProperties.....	1418
Modelica.Media.Water.WaterIF97_fixedregion.density_ph.....	1418
Modelica.Media.Water.WaterIF97_fixedregion.temperature_ph.....	1419
Modelica.Media.Water.WaterIF97_fixedregion.temperature_ps.....	1419
Modelica.Media.Water.WaterIF97_fixedregion.density_ps.....	1419
Modelica.Media.Water.WaterIF97_fixedregion.pressure_dT.....	1420
Modelica.Media.Water.WaterIF97_fixedregion.specificEnthalpy_dT.....	1420
Modelica.Media.Water.WaterIF97_fixedregion.specificEnthalpy_pT.....	1420
Modelica.Media.Water.WaterIF97_fixedregion.specificEnthalpy_ps.....	1421
Modelica.Media.Water.WaterIF97_fixedregion.density_pT.....	1421
Modelica.Media.Water.WaterIF97_fixedregion.setDewState.....	1421
Modelica.Media.Water.WaterIF97_fixedregion.setBubbleState.....	1422
Modelica.Media.Water.WaterIF97_fixedregion.dynamicViscosity.....	1422
Modelica.Media.Water.WaterIF97_fixedregion.thermalConductivity.....	1422
Modelica.Media.Water.WaterIF97_fixedregion.surfaceTension.....	1423
Modelica.Media.Water.WaterIF97_fixedregion.pressure.....	1423
Modelica.Media.Water.WaterIF97_fixedregion.temperature.....	1423
Modelica.Media.Water.WaterIF97_fixedregion.density.....	1423
Modelica.Media.Water.WaterIF97_fixedregion.specificEnthalpy.....	1424
Modelica.Media.Water.WaterIF97_fixedregion.specificInternalEnergy.....	1424
Modelica.Media.Water.WaterIF97_fixedregion.specificGibbsEnergy.....	1424
Modelica.Media.Water.WaterIF97_fixedregion.specificHelmholtzEnergy.....	1425
Modelica.Media.Water.WaterIF97_fixedregion.specificEntropy.....	1425
Modelica.Media.Water.WaterIF97_fixedregion.specificHeatCapacityCp.....	1425
Modelica.Media.Water.WaterIF97_fixedregion.specificHeatCapacityCv.....	1425
Modelica.Media.Water.WaterIF97_fixedregion.isentropicExponent.....	1426
Modelica.Media.Water.WaterIF97_fixedregion.isothermalCompressibility.....	1426
Modelica.Media.Water.WaterIF97_fixedregion.isobaricExpansionCoefficient.....	1426
Modelica.Media.Water.WaterIF97_fixedregion.velocityOfSound.....	1427
Modelica.Media.Water.WaterIF97_fixedregion.isentropicEnthalpy.....	1427
Modelica.Media.Water.WaterIF97_fixedregion.density_derh_p.....	1427
Modelica.Media.Water.WaterIF97_fixedregion.density_derp_h.....	1427
Modelica.Media.Water.WaterIF97_fixedregion.bubbleEnthalpy.....	1428
Modelica.Media.Water.WaterIF97_fixedregion.dewEnthalpy.....	1428
Modelica.Media.Water.WaterIF97_fixedregion.bubbleEntropy.....	1428
Modelica.Media.Water.WaterIF97_fixedregion.dewEntropy.....	1429
Modelica.Media.Water.WaterIF97_fixedregion.bubbleDensity.....	1429
Modelica.Media.Water.WaterIF97_fixedregion.dewDensity.....	1429
Modelica.Media.Water.WaterIF97_fixedregion.saturationTemperature.....	1429
Modelica.Media.Water.WaterIF97_fixedregion.saturationTemperature_derp.....	1430
Modelica.Media.Water.WaterIF97_fixedregion.saturationPressure.....	1430
Modelica.Media.Water.WaterIF97_fixedregion.dBubbleDensity_dPressure.....	1430
Modelica.Media.Water.WaterIF97_fixedregion.dDewDensity_dPressure.....	1430

Modelica.Media.Water.WaterIF97_fixedregion.dBubbleEnthalpy_dPressure.....	1431
Modelica.Media.Water.WaterIF97_fixedregion.dDewEnthalpy_dPressure.....	1431
Modelica.Media.Water.WaterIF97_fixedregion.setState_dTX.....	1431
Modelica.Media.Water.WaterIF97_fixedregion.setState_phX.....	1432
Modelica.Media.Water.WaterIF97_fixedregion.setState_psX.....	1432
Modelica.Media.Water.WaterIF97_fixedregion.setState_pTX.....	1432
Modelica.Media.Water.WaterIF97_R1ph.....	1433
Modelica.Media.Water.WaterIF97_R2ph.....	1433
Modelica.Media.Water.WaterIF97_R3ph.....	1433
Modelica.Media.Water.WaterIF97_R4ph.....	1433
Modelica.Media.Water.WaterIF97_R5ph.....	1433
Modelica.Media.Water.WaterIF97_R1pT.....	1434
Modelica.Media.Water.WaterIF97_R2pT.....	1434
Modelica.Media.Water.IF97_Uilities.....	1434
Modelica.Media.Water.IF97_Uilities.BaseIF97.....	1438
Modelica.Media.Water.IF97_Uilities.BaseIF97.IterationData.....	1442
Modelica.Media.Water.IF97_Uilities.BaseIF97.data.....	1442
Modelica.Media.Water.IF97_Uilities.BaseIF97.getTstar.....	1442
Modelica.Media.Water.IF97_Uilities.BaseIF97.getpstar.....	1442
Modelica.Media.Water.IF97_Uilities.BaseIF97.critical.....	1443
Modelica.Media.Water.IF97_Uilities.BaseIF97.triple.....	1443
Modelica.Media.Water.IF97_Uilities.BaseIF97.Regions.....	1444
Modelica.Media.Water.IF97_Uilities.BaseIF97.Regions.boundary23ofT.....	1447
Modelica.Media.Water.IF97_Uilities.BaseIF97.Regions.boundary23ofp.....	1447
Modelica.Media.Water.IF97_Uilities.BaseIF97.Regions.hlowerofp5.....	1447
Modelica.Media.Water.IF97_Uilities.BaseIF97.Regions.hupperofp5.....	1448
Modelica.Media.Water.IF97_Uilities.BaseIF97.Regions.slowerofp5.....	1448
Modelica.Media.Water.IF97_Uilities.BaseIF97.Regions.supperofp5.....	1448
Modelica.Media.Water.IF97_Uilities.BaseIF97.Regions.hlowerofp1.....	1448
Modelica.Media.Water.IF97_Uilities.BaseIF97.Regions.hupperofp1.....	1449
Modelica.Media.Water.IF97_Uilities.BaseIF97.Regions.slowerofp1.....	1449
Modelica.Media.Water.IF97_Uilities.BaseIF97.Regions.supperofp1.....	1449
Modelica.Media.Water.IF97_Uilities.BaseIF97.Regions.hlowerofp2.....	1450
Modelica.Media.Water.IF97_Uilities.BaseIF97.Regions.hupperofp2.....	1450
Modelica.Media.Water.IF97_Uilities.BaseIF97.Regions.slowerofp2.....	1450
Modelica.Media.Water.IF97_Uilities.BaseIF97.Regions.supperofp2.....	1451
Modelica.Media.Water.IF97_Uilities.BaseIF97.Regions.d1n.....	1451
Modelica.Media.Water.IF97_Uilities.BaseIF97.Regions.d2n.....	1451
Modelica.Media.Water.IF97_Uilities.BaseIF97.Regions.dhot1ofp.....	1451
Modelica.Media.Water.IF97_Uilities.BaseIF97.Regions.dupper1ofT.....	1452
Modelica.Media.Water.IF97_Uilities.BaseIF97.Regions.hl_p_R4b.....	1452
Modelica.Media.Water.IF97_Uilities.BaseIF97.Regions.hv_p_R4b.....	1452
Modelica.Media.Water.IF97_Uilities.BaseIF97.Regions.sl_p_R4b.....	1453
Modelica.Media.Water.IF97_Uilities.BaseIF97.Regions.sv_p_R4b.....	1453
Modelica.Media.Water.IF97_Uilities.BaseIF97.Regions.rhol_p_R4b.....	1453
Modelica.Media.Water.IF97_Uilities.BaseIF97.Regions.rhov_p_R4b.....	1454
Modelica.Media.Water.IF97_Uilities.BaseIF97.Regions.boilingcurve_p.....	1454
Modelica.Media.Water.IF97_Uilities.BaseIF97.Regions.dewcurve_p.....	1454
Modelica.Media.Water.IF97_Uilities.BaseIF97.Regions.hvl_p.....	1454
Modelica.Media.Water.IF97_Uilities.BaseIF97.Regions.hl_p.....	1455
Modelica.Media.Water.IF97_Uilities.BaseIF97.Regions.hv_p.....	1455
Modelica.Media.Water.IF97_Uilities.BaseIF97.Regions.hvl_p_der.....	1455
Modelica.Media.Water.IF97_Uilities.BaseIF97.Regions.rhovl_p.....	1456
Modelica.Media.Water.IF97_Uilities.BaseIF97.Regions.rhol_p.....	1456
Modelica.Media.Water.IF97_Uilities.BaseIF97.Regions.rhov_p.....	1456
Modelica.Media.Water.IF97_Uilities.BaseIF97.Regions.rhovl_p_der.....	1456
Modelica.Media.Water.IF97_Uilities.BaseIF97.Regions.sl_p.....	1457
Modelica.Media.Water.IF97_Uilities.BaseIF97.Regions.sv_p.....	1457

Modelica.Media.Water.IF97_Uilities.BaselF97.Regions.rhol_T.....	1457
Modelica.Media.Water.IF97_Uilities.BaselF97.Regions.rhov_T.....	1457
Modelica.Media.Water.IF97_Uilities.BaselF97.Regions.region_ph.....	1458
Modelica.Media.Water.IF97_Uilities.BaselF97.Regions.region_ps.....	1458
Modelica.Media.Water.IF97_Uilities.BaselF97.Regions.region_pT.....	1458
Modelica.Media.Water.IF97_Uilities.BaselF97.Regions.region_dT.....	1459
Modelica.Media.Water.IF97_Uilities.BaselF97.Regions.hvl_dp.....	1459
Modelica.Media.Water.IF97_Uilities.BaselF97.Regions.dhl_dp.....	1459
Modelica.Media.Water.IF97_Uilities.BaselF97.Regions.dhv_dp.....	1460
Modelica.Media.Water.IF97_Uilities.BaselF97.Regions.drhovl_dp.....	1460
Modelica.Media.Water.IF97_Uilities.BaselF97.Regions.drhol_dp.....	1460
Modelica.Media.Water.IF97_Uilities.BaselF97.Regions.drhov_dp.....	1461
Modelica.Media.Water.IF97_Uilities.BaselF97.Basic.....	1461
Modelica.Media.Water.IF97_Uilities.BaselF97.Basic.g1.....	1463
Modelica.Media.Water.IF97_Uilities.BaselF97.Basic.g2.....	1463
Modelica.Media.Water.IF97_Uilities.BaselF97.Basic.g2metastable.....	1464
Modelica.Media.Water.IF97_Uilities.BaselF97.Basic.f3.....	1464
Modelica.Media.Water.IF97_Uilities.BaselF97.Basic.g5.....	1464
Modelica.Media.Water.IF97_Uilities.BaselF97.Basic.gibbs.....	1465
Modelica.Media.Water.IF97_Uilities.BaselF97.Basic.g1pitau.....	1465
Modelica.Media.Water.IF97_Uilities.BaselF97.Basic.g2pitau.....	1465
Modelica.Media.Water.IF97_Uilities.BaselF97.Basic.g5pitau.....	1466
Modelica.Media.Water.IF97_Uilities.BaselF97.Basic.f3deltatau.....	1466
Modelica.Media.Water.IF97_Uilities.BaselF97.Basic.tph1.....	1466
Modelica.Media.Water.IF97_Uilities.BaselF97.Basic.tps1.....	1467
Modelica.Media.Water.IF97_Uilities.BaselF97.Basic.tph2.....	1467
Modelica.Media.Water.IF97_Uilities.BaselF97.Basic.tps2a.....	1467
Modelica.Media.Water.IF97_Uilities.BaselF97.Basic.tps2b.....	1468
Modelica.Media.Water.IF97_Uilities.BaselF97.Basic.tps2c.....	1468
Modelica.Media.Water.IF97_Uilities.BaselF97.Basic.tps2.....	1468
Modelica.Media.Water.IF97_Uilities.BaselF97.Basic.tsat.....	1468
Modelica.Media.Water.IF97_Uilities.BaselF97.Basic.dtsatofp.....	1469
Modelica.Media.Water.IF97_Uilities.BaselF97.Basic.tsat_der.....	1469
Modelica.Media.Water.IF97_Uilities.BaselF97.Basic.psat.....	1469
Modelica.Media.Water.IF97_Uilities.BaselF97.Basic.dptofT.....	1470
Modelica.Media.Water.IF97_Uilities.BaselF97.Basic.psat_der.....	1470
Modelica.Media.Water.IF97_Uilities.BaselF97.Basic.p1_hs.....	1470
Modelica.Media.Water.IF97_Uilities.BaselF97.Basic.h2ab_s.....	1471
Modelica.Media.Water.IF97_Uilities.BaselF97.Basic.p2a_hs.....	1471
Modelica.Media.Water.IF97_Uilities.BaselF97.Basic.p2b_hs.....	1472
Modelica.Media.Water.IF97_Uilities.BaselF97.Basic.p2c_hs.....	1472
Modelica.Media.Water.IF97_Uilities.BaselF97.Basic.h3ab_p.....	1473
Modelica.Media.Water.IF97_Uilities.BaselF97.Basic.T3a_ph.....	1473
Modelica.Media.Water.IF97_Uilities.BaselF97.Basic.T3b_ph.....	1474
Modelica.Media.Water.IF97_Uilities.BaselF97.Basic.v3a_ph.....	1474
Modelica.Media.Water.IF97_Uilities.BaselF97.Basic.v3b_ph.....	1475
Modelica.Media.Water.IF97_Uilities.BaselF97.Basic.T3a_ps.....	1475
Modelica.Media.Water.IF97_Uilities.BaselF97.Basic.T3b_ps.....	1475
Modelica.Media.Water.IF97_Uilities.BaselF97.Basic.v3a_ps.....	1476
Modelica.Media.Water.IF97_Uilities.BaselF97.Basic.v3b_ps.....	1476
Modelica.Media.Water.IF97_Uilities.BaselF97.IceBoundaries.....	1477
Modelica.Media.Water.IF97_Uilities.BaselF97.IceBoundaries.pmlcel_T.....	1477
Modelica.Media.Water.IF97_Uilities.BaselF97.IceBoundaries.pmlcell_T.....	1478
Modelica.Media.Water.IF97_Uilities.BaselF97.IceBoundaries.pmlceV_T.....	1478
Modelica.Media.Water.IF97_Uilities.BaselF97.IceBoundaries.sublimationPressure_T.....	1479
Modelica.Media.Water.IF97_Uilities.BaselF97.Transport.....	1479
Modelica.Media.Water.IF97_Uilities.BaselF97.Transport.visc_dTp.....	1480
Modelica.Media.Water.IF97_Uilities.BaselF97.Transport.cond_dTp.....	1480

Modelica.Media.Water.IF97_Uilities.BaselF97.Transport.surfaceTension.....	1481
Modelica.Media.Water.IF97_Uilities.BaselF97.Isentropic.....	1481
Modelica.Media.Water.IF97_Uilities.BaselF97.Isentropic.hofpT1.....	1482
Modelica.Media.Water.IF97_Uilities.BaselF97.Isentropic.handsopfT1.....	1483
Modelica.Media.Water.IF97_Uilities.BaselF97.Isentropic.hofps1.....	1483
Modelica.Media.Water.IF97_Uilities.BaselF97.Isentropic.hofpT2.....	1483
Modelica.Media.Water.IF97_Uilities.BaselF97.Isentropic.handsopfT2.....	1483
Modelica.Media.Water.IF97_Uilities.BaselF97.Isentropic.hofps2.....	1484
Modelica.Media.Water.IF97_Uilities.BaselF97.Isentropic.hofdT3.....	1484
Modelica.Media.Water.IF97_Uilities.BaselF97.Isentropic.hofps3.....	1484
Modelica.Media.Water.IF97_Uilities.BaselF97.Isentropic.hofpsdt3.....	1485
Modelica.Media.Water.IF97_Uilities.BaselF97.Isentropic.hofps4.....	1485
Modelica.Media.Water.IF97_Uilities.BaselF97.Isentropic.hofpT5.....	1485
Modelica.Media.Water.IF97_Uilities.BaselF97.Isentropic.water_hisentropic.....	1486
Modelica.Media.Water.IF97_Uilities.BaselF97.Isentropic.water_hisentropic_dyn.....	1486
Modelica.Media.Water.IF97_Uilities.BaselF97.Inverses.....	1486
Modelica.Media.Water.IF97_Uilities.BaselF97.Inverses.fixdT.....	1488
Modelica.Media.Water.IF97_Uilities.BaselF97.Inverses.dofp13.....	1488
Modelica.Media.Water.IF97_Uilities.BaselF97.Inverses.dofp23.....	1488
Modelica.Media.Water.IF97_Uilities.BaselF97.Inverses.dofp3.....	1488
Modelica.Media.Water.IF97_Uilities.BaselF97.Inverses.dtofph3.....	1489
Modelica.Media.Water.IF97_Uilities.BaselF97.Inverses.dtofps3.....	1489
Modelica.Media.Water.IF97_Uilities.BaselF97.Inverses.dtofpsdt3.....	1490
Modelica.Media.Water.IF97_Uilities.BaselF97.Inverses.pofdt125.....	1490
Modelica.Media.Water.IF97_Uilities.BaselF97.Inverses.tofph5.....	1490
Modelica.Media.Water.IF97_Uilities.BaselF97.Inverses.tofps5.....	1491
Modelica.Media.Water.IF97_Uilities.BaselF97.Inverses.tofpst5.....	1491
Modelica.Media.Water.IF97_Uilities.BaselF97.ByRegion.....	1491
Modelica.Media.Water.IF97_Uilities.BaselF97.ByRegion.waterR1_pT.....	1492
Modelica.Media.Water.IF97_Uilities.BaselF97.ByRegion.waterR2_pT.....	1493
Modelica.Media.Water.IF97_Uilities.BaselF97.ByRegion.waterR3_dT.....	1493
Modelica.Media.Water.IF97_Uilities.BaselF97.ByRegion.waterR5_pT.....	1493
Modelica.Media.Water.IF97_Uilities.BaselF97.TwoPhase.....	1493
Modelica.Media.Water.IF97_Uilities.BaselF97.TwoPhase.waterLiq_p.....	1494
Modelica.Media.Water.IF97_Uilities.BaselF97.TwoPhase.waterVap_p.....	1495
Modelica.Media.Water.IF97_Uilities.BaselF97.TwoPhase.waterSat_ph.....	1495
Modelica.Media.Water.IF97_Uilities.BaselF97.TwoPhase.waterR4_ph.....	1495
Modelica.Media.Water.IF97_Uilities.BaselF97.TwoPhase.waterR4_dT.....	1495
Modelica.Media.Water.IF97_Uilities.BaselF97.extraDerivs_ph.....	1496
Modelica.Media.Water.IF97_Uilities.BaselF97.extraDerivs_pT.....	1496
Modelica.Media.Water.IF97_Uilities.iter.....	1496
Modelica.Media.Water.IF97_Uilities.waterBaseProp_ph.....	1497
Modelica.Media.Water.IF97_Uilities.waterBaseProp_ps.....	1497
Modelica.Media.Water.IF97_Uilities.rho_props_ps.....	1497
Modelica.Media.Water.IF97_Uilities.rho_ps.....	1498
Modelica.Media.Water.IF97_Uilities.T_props_ps.....	1498
Modelica.Media.Water.IF97_Uilities.T_ps.....	1498
Modelica.Media.Water.IF97_Uilities.h_props_ps.....	1499
Modelica.Media.Water.IF97_Uilities.h_ps.....	1499
Modelica.Media.Water.IF97_Uilities.phase_ps.....	1499
Modelica.Media.Water.IF97_Uilities.phase_ph.....	1500
Modelica.Media.Water.IF97_Uilities.phase_dT.....	1500
Modelica.Media.Water.IF97_Uilities.rho_props_ph.....	1500
Modelica.Media.Water.IF97_Uilities.rho_ph.....	1501
Modelica.Media.Water.IF97_Uilities.rho_ph_der.....	1501
Modelica.Media.Water.IF97_Uilities.T_props_ph.....	1501
Modelica.Media.Water.IF97_Uilities.T_ph.....	1502
Modelica.Media.Water.IF97_Uilities.T_ph_der.....	1502

Modelica.Media.Water.IF97_Uilities.s_props_ph.....	1502
Modelica.Media.Water.IF97_Uilities.s_ph.....	1503
Modelica.Media.Water.IF97_Uilities.s_ph_der.....	1503
Modelica.Media.Water.IF97_Uilities.cv_props_ph.....	1503
Modelica.Media.Water.IF97_Uilities.cv_ph.....	1504
Modelica.Media.Water.IF97_Uilities.regionAssertReal.....	1504
Modelica.Media.Water.IF97_Uilities.cp_props_ph.....	1504
Modelica.Media.Water.IF97_Uilities.cp_ph.....	1505
Modelica.Media.Water.IF97_Uilities.beta_props_ph.....	1505
Modelica.Media.Water.IF97_Uilities.beta_ph.....	1505
Modelica.Media.Water.IF97_Uilities.kappa_props_ph.....	1506
Modelica.Media.Water.IF97_Uilities.kappa_ph.....	1506
Modelica.Media.Water.IF97_Uilities.velocityOfSound_props_ph.....	1506
Modelica.Media.Water.IF97_Uilities.velocityOfSound_ph.....	1507
Modelica.Media.Water.IF97_Uilities.isentropicExponent_props_ph.....	1507
Modelica.Media.Water.IF97_Uilities.isentropicExponent_ph.....	1507
Modelica.Media.Water.IF97_Uilities.ddph_props.....	1508
Modelica.Media.Water.IF97_Uilities.ddph.....	1508
Modelica.Media.Water.IF97_Uilities.ddhp_props.....	1508
Modelica.Media.Water.IF97_Uilities.ddhp.....	1509
Modelica.Media.Water.IF97_Uilities.waterBaseProp_pT.....	1509
Modelica.Media.Water.IF97_Uilities.rho_props_pT.....	1509
Modelica.Media.Water.IF97_Uilities.rho_pT.....	1510
Modelica.Media.Water.IF97_Uilities.h_props_pT.....	1510
Modelica.Media.Water.IF97_Uilities.h_pT.....	1510
Modelica.Media.Water.IF97_Uilities.h_pT_der.....	1511
Modelica.Media.Water.IF97_Uilities.rho_pT_der.....	1511
Modelica.Media.Water.IF97_Uilities.s_props_pT.....	1511
Modelica.Media.Water.IF97_Uilities.s_pT.....	1512
Modelica.Media.Water.IF97_Uilities.cv_props_pT.....	1512
Modelica.Media.Water.IF97_Uilities.cv_pT.....	1512
Modelica.Media.Water.IF97_Uilities.cp_props_pT.....	1513
Modelica.Media.Water.IF97_Uilities.cp_pT.....	1513
Modelica.Media.Water.IF97_Uilities.beta_props_pT.....	1513
Modelica.Media.Water.IF97_Uilities.beta_pT.....	1514
Modelica.Media.Water.IF97_Uilities.kappa_props_pT.....	1514
Modelica.Media.Water.IF97_Uilities.kappa_pT.....	1514
Modelica.Media.Water.IF97_Uilities.velocityOfSound_props_pT.....	1515
Modelica.Media.Water.IF97_Uilities.velocityOfSound_pT.....	1515
Modelica.Media.Water.IF97_Uilities.isentropicExponent_props_pT.....	1515
Modelica.Media.Water.IF97_Uilities.isentropicExponent_pT.....	1516
Modelica.Media.Water.IF97_Uilities.waterBaseProp_dT.....	1516
Modelica.Media.Water.IF97_Uilities.h_props_dT.....	1516
Modelica.Media.Water.IF97_Uilities.h_dT.....	1517
Modelica.Media.Water.IF97_Uilities.h_dT_der.....	1517
Modelica.Media.Water.IF97_Uilities.p_props_dT.....	1518
Modelica.Media.Water.IF97_Uilities.p_dT.....	1518
Modelica.Media.Water.IF97_Uilities.p_dT_der.....	1518
Modelica.Media.Water.IF97_Uilities.s_props_dT.....	1519
Modelica.Media.Water.IF97_Uilities.s_dT.....	1519
Modelica.Media.Water.IF97_Uilities.cv_props_dT.....	1519
Modelica.Media.Water.IF97_Uilities.cv_dT.....	1520
Modelica.Media.Water.IF97_Uilities.cp_props_dT.....	1520
Modelica.Media.Water.IF97_Uilities.cp_dT.....	1520
Modelica.Media.Water.IF97_Uilities.beta_props_dT.....	1521
Modelica.Media.Water.IF97_Uilities.beta_dT.....	1521
Modelica.Media.Water.IF97_Uilities.kappa_props_dT.....	1521
Modelica.Media.Water.IF97_Uilities.kappa_dT.....	1522

Modelica.Media.Water.IF97_Uilities.velocityOfSound_props_dT.....	1522
Modelica.Media.Water.IF97_Uilities.velocityOfSound_dT.....	1522
Modelica.Media.Water.IF97_Uilities.isentropicExponent_props_dT.....	1523
Modelica.Media.Water.IF97_Uilities.isentropicExponent_dT.....	1523
Modelica.Media.Water.IF97_Uilities.hl_p.....	1523
Modelica.Media.Water.IF97_Uilities.hv_p.....	1524
Modelica.Media.Water.IF97_Uilities.sl_p.....	1524
Modelica.Media.Water.IF97_Uilities.sv_p.....	1524
Modelica.Media.Water.IF97_Uilities.rhol_T.....	1524
Modelica.Media.Water.IF97_Uilities.rhov_T.....	1525
Modelica.Media.Water.IF97_Uilities.rhol_p.....	1525
Modelica.Media.Water.IF97_Uilities.rhov_p.....	1525
Modelica.Media.Water.IF97_Uilities.dynamicViscosity.....	1525
Modelica.Media.Water.IF97_Uilities.thermalConductivity.....	1526
Modelica.Media.Water.IF97_Uilities.surfaceTension.....	1526
Modelica.Media.Water.IF97_Uilities.isentropicEnthalpy.....	1526
Modelica.Media.Water.IF97_Uilities.isentropicEnthalpy_props.....	1527
Modelica.Media.Water.IF97_Uilities.isentropicEnthalpy_der.....	1527
Modelica.Media.Water.IF97_Uilities.dynamicIsentropicEnthalpy.....	1527
Modelica.Slunits.....	1528
Modelica.Slunits.UsersGuide.....	1564
Modelica.Slunits.UsersGuide.HowToUseSlunits.....	1565
Modelica.Slunits.UsersGuide.Conventions.....	1566
Modelica.Slunits.UsersGuide.Literature.....	1566
Modelica.Slunits.UsersGuide.Contact.....	1567
Modelica.Slunits.Conversions.....	1567
Modelica.Slunits.Conversions.NonSlunits.....	1568
Modelica.Slunits.Conversions.to_degC.....	1570
Modelica.Slunits.Conversions.from_degC.....	1570
Modelica.Slunits.Conversions.to_degF.....	1571
Modelica.Slunits.Conversions.from_degF.....	1571
Modelica.Slunits.Conversions.to_degRk.....	1571
Modelica.Slunits.Conversions.from_degRk.....	1571
Modelica.Slunits.Conversions.to_deg.....	1572
Modelica.Slunits.Conversions.from_deg.....	1572
Modelica.Slunits.Conversions.to_rpm.....	1572
Modelica.Slunits.Conversions.from_rpm.....	1572
Modelica.Slunits.Conversions.to_kmh.....	1573
Modelica.Slunits.Conversions.from_kmh.....	1573
Modelica.Slunits.Conversions.to_day.....	1573
Modelica.Slunits.Conversions.from_day.....	1574
Modelica.Slunits.Conversions.to_hour.....	1574
Modelica.Slunits.Conversions.from_hour.....	1574
Modelica.Slunits.Conversions.to_minute.....	1574
Modelica.Slunits.Conversions.from_minute.....	1575
Modelica.Slunits.Conversions.to_litre.....	1575
Modelica.Slunits.Conversions.from_litre.....	1575
Modelica.Slunits.Conversions.to_kWh.....	1576
Modelica.Slunits.Conversions.from_kWh.....	1576
Modelica.Slunits.Conversions.to_bar.....	1576
Modelica.Slunits.Conversions.from_bar.....	1576
Modelica.Slunits.Conversions.to_gps.....	1577
Modelica.Slunits.Conversions.from_gps.....	1577
Modelica.Slunits.Conversions.ConversionIcon.....	1577
Modelica.StateGraph.....	1577
Modelica.StateGraph.UsersGuide.....	1579
Modelica.StateGraph.UsersGuide.OverView.....	1579
Modelica.StateGraph.UsersGuide.FirstExample.....	1584

Modelica.StateGraph.UsersGuide.ApplicationExample.....	1584
Modelica.StateGraph.UsersGuide.ReleaseNotes.....	1586
Modelica.StateGraph.UsersGuide.Literature.....	1586
Modelica.StateGraph.UsersGuide.Contact.....	1587
Modelica.StateGraph.Examples.....	1587
Modelica.StateGraph.Examples.FirstExample.....	1588
Modelica.StateGraph.Examples.FirstExample_Variant2.....	1588
Modelica.StateGraph.Examples.FirstExample_Variant3.....	1588
Modelica.StateGraph.Examples.ExecutionPaths.....	1588
Modelica.StateGraph.Examples.ShowCompositeStep.....	1588
Modelica.StateGraph.Examples.ShowExceptions.....	1589
Modelica.StateGraph.Examples.ControlledTanks.....	1589
Modelica.StateGraph.Examples.Utilities.....	1589
Modelica.StateGraph.Examples.Utilities.TankController.....	1590
Modelica.StateGraph.Examples.Utilities.MakeProduct.....	1590
Modelica.StateGraph.Examples.Utilities.inflow1.....	1591
Modelica.StateGraph.Examples.Utilities.inflow2.....	1591
Modelica.StateGraph.Examples.Utilities.outflow1.....	1591
Modelica.StateGraph.Examples.Utilities.outflow2.....	1591
Modelica.StateGraph.Examples.Utilities.valve.....	1592
Modelica.StateGraph.Examples.Utilities.Tank.....	1592
Modelica.StateGraph.Examples.Utilities.Source.....	1592
Modelica.StateGraph.Examples.Utilities.CompositeStep.....	1592
Modelica.StateGraph.Examples.Utilities.CompositeStep1.....	1593
Modelica.StateGraph.Examples.Utilities.CompositeStep2.....	1593
Modelica.StateGraph.Interfaces.....	1594
Modelica.StateGraph.Interfaces.Step_in.....	1594
Modelica.StateGraph.Interfaces.Step_out.....	1595
Modelica.StateGraph.Interfaces.Transition_in.....	1595
Modelica.StateGraph.Interfaces.Transition_out.....	1595
Modelica.StateGraph.Interfaces.CompositeStep_resume.....	1595
Modelica.StateGraph.Interfaces.CompositeStep_suspend.....	1596
Modelica.StateGraph.Interfaces.CompositeStepStatePort_in.....	1596
Modelica.StateGraph.Interfaces.CompositeStepStatePort_out.....	1596
Modelica.StateGraph.Interfaces.PartialStep.....	1596
Modelica.StateGraph.Interfaces.PartialTransition.....	1597
Modelica.StateGraph.Interfaces.PartialStateGraphIcon.....	1597
Modelica.StateGraph.Interfaces.CompositeStepState.....	1597
Modelica.StateGraph.InitialStep.....	1598
Modelica.StateGraph.InitialStepWithSignal.....	1598
Modelica.StateGraph.Step.....	1598
Modelica.StateGraph.StepWithSignal.....	1599
Modelica.StateGraph.Transition.....	1599
Modelica.StateGraph.TransitionWithSignal.....	1600
Modelica.StateGraph.Alternative.....	1600
Modelica.StateGraph.Parallel.....	1601
Modelica.StateGraph.PartialCompositeStep.....	1601
Modelica.StateGraph.StateGraphRoot.....	1601
Modelica.StateGraph.Temporary.....	1602
Modelica.StateGraph.Temporary.anyTrue.....	1602
Modelica.StateGraph.Temporary.allTrue.....	1603
Modelica.StateGraph.Temporary.RadioButton.....	1603
Modelica.StateGraph.Temporary.NumericValue.....	1603
Modelica.StateGraph.Temporary.IndicatorLamp.....	1604
Modelica.Thermal.....	1604
Modelica.Thermal.FluidHeatFlow.....	1604
Modelica.Thermal.FluidHeatFlow.Examples.....	1606
Modelica.Thermal.FluidHeatFlow.Examples.SimpleCooling.....	1606

Modelica.Thermal.FluidHeatFlow.Examples.ParallelCooling.....	1607
Modelica.Thermal.FluidHeatFlow.Examples.IndirectCooling.....	1607
Modelica.Thermal.FluidHeatFlow.Examples.PumpAndValve.....	1608
Modelica.Thermal.FluidHeatFlow.Examples.PumpDropOut.....	1608
Modelica.Thermal.FluidHeatFlow.Examples.ParallelPumpDropOut.....	1609
Modelica.Thermal.FluidHeatFlow.Examples.OneMass.....	1609
Modelica.Thermal.FluidHeatFlow.Examples.TwoMass.....	1610
Modelica.Thermal.FluidHeatFlow.Examples.Utilities.....	1610
Modelica.Thermal.FluidHeatFlow.Examples.Utilities.DoubleRamp.....	1610
Modelica.Thermal.FluidHeatFlow.Components.....	1611
Modelica.Thermal.FluidHeatFlow.Components.IsolatedPipe.....	1612
Modelica.Thermal.FluidHeatFlow.Components.HeatedPipe.....	1613
Modelica.Thermal.FluidHeatFlow.Components.Valve.....	1613
Modelica.Thermal.FluidHeatFlow.Media.....	1614
Modelica.Thermal.FluidHeatFlow.Media.Medium.....	1615
Modelica.Thermal.FluidHeatFlow.Media.Air_30degC.....	1615
Modelica.Thermal.FluidHeatFlow.Media.Air_70degC.....	1616
Modelica.Thermal.FluidHeatFlow.Media.Water.....	1616
Modelica.Thermal.FluidHeatFlow.Sources.....	1616
Modelica.Thermal.FluidHeatFlow.Sources.Ambient.....	1617
Modelica.Thermal.FluidHeatFlow.Sources.AbsolutePressure.....	1618
Modelica.Thermal.FluidHeatFlow.Sources.VolumeFlow.....	1618
Modelica.Thermal.FluidHeatFlow.Sources.PressureIncrease.....	1619
Modelica.Thermal.FluidHeatFlow.Sources.IdealPump.....	1619
Modelica.Thermal.FluidHeatFlow.Sensors.....	1620
Modelica.Thermal.FluidHeatFlow.Sensors.PressureSensor.....	1621
Modelica.Thermal.FluidHeatFlow.Sensors.TemperatureSensor.....	1622
Modelica.Thermal.FluidHeatFlow.Sensors.RelPressureSensor.....	1622
Modelica.Thermal.FluidHeatFlow.Sensors.RelTemperatureSensor.....	1622
Modelica.Thermal.FluidHeatFlow.Sensors.MassFlowSensor.....	1623
Modelica.Thermal.FluidHeatFlow.Sensors.VolumeFlowSensor.....	1623
Modelica.Thermal.FluidHeatFlow.Sensors.EnthalpyFlowSensor.....	1624
Modelica.Thermal.FluidHeatFlow.Interfaces.....	1624
Modelica.Thermal.FluidHeatFlow.Interfaces.FlowPort.....	1625
Modelica.Thermal.FluidHeatFlow.Interfaces.FlowPort_a.....	1625
Modelica.Thermal.FluidHeatFlow.Interfaces.FlowPort_b.....	1626
Modelica.Thermal.FluidHeatFlow.Interfaces.Partial.....	1626
Modelica.Thermal.FluidHeatFlow.Interfaces.Partial.SimpleFriction.....	1627
Modelica.Thermal.FluidHeatFlow.Interfaces.Partial.TwoPort.....	1628
Modelica.Thermal.FluidHeatFlow.Interfaces.Partial.Ambient.....	1628
Modelica.Thermal.FluidHeatFlow.Interfaces.Partial.AbsoluteSensor.....	1628
Modelica.Thermal.FluidHeatFlow.Interfaces.Partial.RelativeSensor.....	1629
Modelica.Thermal.FluidHeatFlow.Interfaces.Partial.FlowSensor.....	1629
Modelica.Thermal.HeatTransfer.....	1630
Modelica.Thermal.HeatTransfer.Examples.....	1632
Modelica.Thermal.HeatTransfer.Examples.TwoMasses.....	1633
Modelica.Thermal.HeatTransfer.Examples.ControlledTemperature.....	1633
Modelica.Thermal.HeatTransfer.Examples.Motor.....	1633
Modelica.Thermal.HeatTransfer.Components.....	1634
Modelica.Thermal.HeatTransfer.Components.HeatCapacitor.....	1634
Modelica.Thermal.HeatTransfer.Components.ThermalConductor.....	1635
Modelica.Thermal.HeatTransfer.Components.Convection.....	1636
Modelica.Thermal.HeatTransfer.Components.BodyRadiation.....	1637
Modelica.Thermal.HeatTransfer.Sources.....	1638
Modelica.Thermal.HeatTransfer.Sources.FixedTemperature.....	1639
Modelica.Thermal.HeatTransfer.Sources.PrescribedTemperature.....	1639
Modelica.Thermal.HeatTransfer.Sources.FixedHeatFlow.....	1639
Modelica.Thermal.HeatTransfer.Sources.PrescribedHeatFlow.....	1640

Modelica.Thermal.HeatTransfer.Sensors.....	1640
Modelica.Thermal.HeatTransfer.Sensors.TemperatureSensor.....	1640
Modelica.Thermal.HeatTransfer.Sensors.RelTemperatureSensor.....	1641
Modelica.Thermal.HeatTransfer.Sensors.HeatFlowSensor.....	1641
Modelica.Thermal.HeatTransfer.Celsius.....	1641
Modelica.Thermal.HeatTransfer.Celsius.ToKelvin.....	1642
Modelica.Thermal.HeatTransfer.Celsius.FromKelvin.....	1642
Modelica.Thermal.HeatTransfer.Celsius.FixedTemperature.....	1643
Modelica.Thermal.HeatTransfer.Celsius.PrescribedTemperature.....	1643
Modelica.Thermal.HeatTransfer.Celsius.TemperatureSensor.....	1643
Modelica.Thermal.HeatTransfer.Fahrenheit.....	1644
Modelica.Thermal.HeatTransfer.Fahrenheit.ToKelvin.....	1644
Modelica.Thermal.HeatTransfer.Fahrenheit.FromKelvin.....	1644
Modelica.Thermal.HeatTransfer.Fahrenheit.FixedTemperature.....	1645
Modelica.Thermal.HeatTransfer.Fahrenheit.PrescribedTemperature.....	1645
Modelica.Thermal.HeatTransfer.Fahrenheit.TemperatureSensor.....	1645
Modelica.Thermal.HeatTransfer.Rankine.....	1646
Modelica.Thermal.HeatTransfer.Rankine.ToKelvin.....	1646
Modelica.Thermal.HeatTransfer.Rankine.FromKelvin.....	1647
Modelica.Thermal.HeatTransfer.Rankine.FixedTemperature.....	1647
Modelica.Thermal.HeatTransfer.Rankine.PrescribedTemperature.....	1647
Modelica.Thermal.HeatTransfer.Rankine.TemperatureSensor.....	1648
Modelica.Thermal.HeatTransfer.Interfaces.....	1648
Modelica.Thermal.HeatTransfer.Interfaces.HeatPort.....	1648
Modelica.Thermal.HeatTransfer.Interfaces.HeatPort_a.....	1649
Modelica.Thermal.HeatTransfer.Interfaces.HeatPort_b.....	1649
Modelica.Thermal.HeatTransfer.Interfaces.Element1D.....	1649
Modelica.Utilities.....	1650
Modelica.Utilities.UsersGuide.....	1651
Modelica.Utilities.UsersGuide.ImplementationNotes.....	1651
Modelica.Utilities.UsersGuide.ReleaseNotes.....	1652
Modelica.Utilities.UsersGuide.Contact.....	1652
Modelica.Utilities.Examples.....	1653
Modelica.Utilities.Examples.calculator.....	1653
Modelica.Utilities.Examples.expression.....	1654
Modelica.Utilities.Examples.readRealParameter.....	1655
Modelica.Utilities.Examples.readRealParameterModel.....	1656
Modelica.Utilities.Files.....	1657
Modelica.Utilities.Files.list.....	1658
Modelica.Utilities.Files.copy.....	1658
Modelica.Utilities.Files.move.....	1659
Modelica.Utilities.Files.remove.....	1660
Modelica.Utilities.Files.removeFile.....	1660
Modelica.Utilities.Files.createDirectory.....	1660
Modelica.Utilities.Files.exist.....	1661
Modelica.Utilities.Files.assertNew.....	1661
Modelica.Utilities.Files.fullPathName.....	1662
Modelica.Utilities.Files.splitPathName.....	1662
Modelica.Utilities.Files.tmporaryFileName.....	1663
Modelica.Utilities.Streams.....	1664
Modelica.Utilities.Streams.print.....	1664
Modelica.Utilities.Streams.readFile.....	1665
Modelica.Utilities.Streams.readLine.....	1666
Modelica.Utilities.Streams.countLines.....	1666
Modelica.Utilities.Streams.error.....	1667
Modelica.Utilities.Streams.close.....	1667
Modelica.Utilities.Strings.....	1668
Modelica.Utilities.Strings.length.....	1669

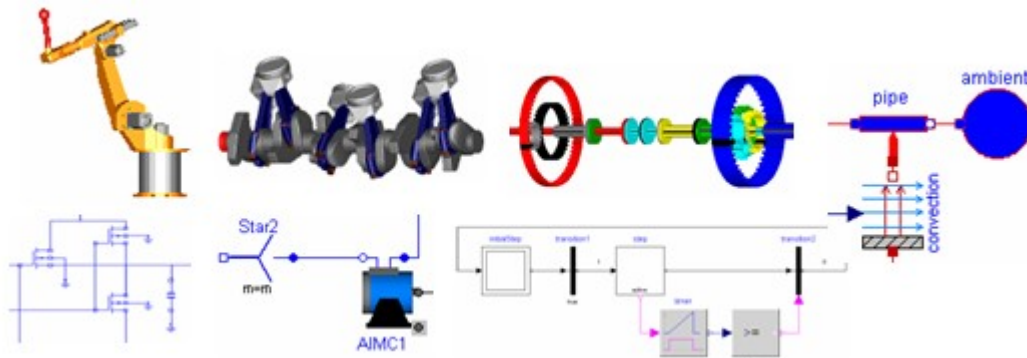
Modelica.Utilities.Strings.substring.....	1670
Modelica.Utilities.Strings.repeat.....	1670
Modelica.Utilities.Strings.compare.....	1671
Modelica.Utilities.Strings.isEqual.....	1672
Modelica.Utilities.Strings.count.....	1672
Modelica.Utilities.Strings.find.....	1673
Modelica.Utilities.Strings.findLast.....	1673
Modelica.Utilities.Strings.replace.....	1674
Modelica.Utilities.Strings.sort.....	1675
Modelica.Utilities.Strings.scanToken.....	1676
Modelica.Utilities.Strings.scanReal.....	1677
Modelica.Utilities.Strings.scanInteger.....	1678
Modelica.Utilities.Strings.scanBoolean.....	1678
Modelica.Utilities.Strings.scanString.....	1679
Modelica.Utilities.Strings.scanIdentifier.....	1680
Modelica.Utilities.Strings.scanDelimiter.....	1680
Modelica.Utilities.Strings.scanNoToken.....	1681
Modelica.Utilities.Strings.syntaxError.....	1681
Modelica.Utilities.Strings.Advanced.....	1682
Modelica.Utilities.Strings.Advanced.scanReal.....	1683
Modelica.Utilities.Strings.Advanced.scanInteger.....	1684
Modelica.Utilities.Strings.Advanced.scanString.....	1685
Modelica.Utilities.Strings.Advanced.scanIdentifier.....	1686
Modelica.Utilities.Strings.Advanced.skipWhiteSpace.....	1686
Modelica.Utilities.Strings.Advanced.skipLineComments.....	1687
Modelica.Utilities.System.....	1688
Modelica.Utilities.System.getWorkDirectory.....	1688
Modelica.Utilities.System.setWorkDirectory.....	1688
Modelica.Utilities.System.getEnvironmentVariable.....	1689
Modelica.Utilities.System.setEnvironmentVariable.....	1689
Modelica.Utilities.System.command.....	1689
Modelica.Utilities.System.exit.....	1690
Modelica.Utilities.Types.....	1690
Modelica.Utilities.Types.TokenValue.....	1691

Modelica

Modelica Standard Library (Version 3.0)

Information

Package **Modelica** is a **standardized** and **free** package that is developed together with the Modelica language from the Modelica Association, see <http://www.Modelica.org>. It is also called **Modelica Standard Library**. It provides model components in many domains that are based on standardized interface definitions. Some typical examples are shown in the next figure:



For an introduction, have especially a look at:

- [Overview](#) provides an overview of the Modelica Standard Library inside the [User's Guide](#).
- [Release Notes](#) summarizes the changes of new versions of this package.
- [Contact](#) lists the contributors of the Modelica Standard Library.
- [ModelicaStandardLibrary.pdf](#) is the complete documentation of the library in pdf format.
- The **Examples** packages in the various libraries, demonstrate how to use the components of the corresponding sublibrary.

This version of the Modelica Standard Library consists of








- **777** models and blocks, and
- **549** functions






that are directly usable (= number of public, non-partial classes).

Copyright © 1998-2007, Modelica Association.

*This Modelica package is **free** software; it can be redistributed and/or modified under the terms of the **Modelica license**, see the license conditions and the accompanying [disclaimer](#) [here](#).*

Package Content

Name	Description
 UsersGuide	User's Guide of Modelica library
 Blocks	Library of basic input/output control blocks (continuous, discrete, logical, table blocks)
 Constants	Library of mathematical constants and constants of nature (e.g., pi, eps, R, sigma)
 Electrical	Library of electrical models (analog, digital, machines, multi-phase)
 Icons	Library of icons
 Math	Library of mathematical functions (e.g., sin, cos) and of functions operating on vectors and matrices
 Mechanics	Library of 1-dim. and 3-dim. mechanical components (multi-body, rotational, translational)

 Media	Library of media property models
 SIunits	Library of type and unit definitions based on SI units according to ISO 31-1992
 StateGraph	Library of hierarchical state machine components to model discrete event and reactive systems
 Thermal	Library of thermal system components to model heat transfer and simple thermo-fluid pipe flow
 Utilities	Library of utility functions dedicated to scripting (operating on files, streams, strings, system)

Modelica.UsersGuide








Package **Modelica** is a **standardized** and **pre-defined** package that is developed together with the Modelica language from the Modelica Association, see <http://www.Modelica.org>. It is also called **Modelica Standard Library**. It provides constants, types, connectors, partial models and model components in various disciplines.



This is a short **User's Guide** for the overall library. Some of the main sublibraries have their own User's Guides that can be accessed by the following links:

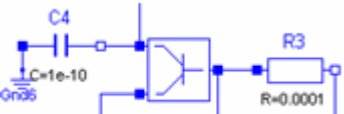
Digital	Library for digital electrical components based on the VHDL standard (2-,3-,4-,9-valued logic)
MultiBody	Library to model 3-dimensional mechanical systems
Rotational	Library to model 1-dimensional mechanical systems
Media	Property models of media
SIunits	Type definitions based on SI units according to ISO 31-1992
StateGraph	Library to model discrete event and reactive systems by hierarchical state machines
Utilities	Utility functions especially for scripting (Files, Streams, Strings, System)


Package Content

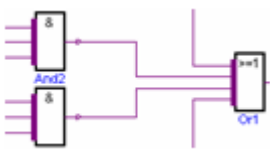
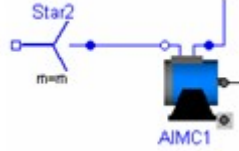
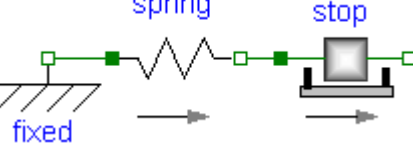
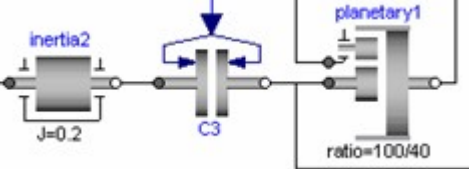
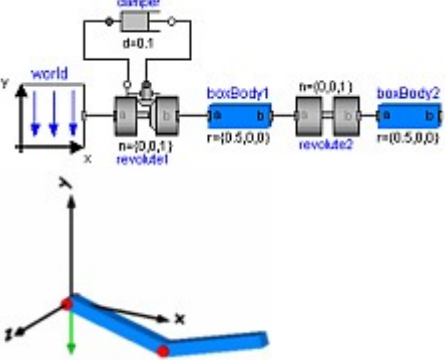
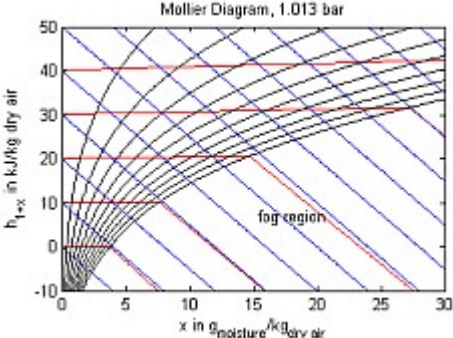
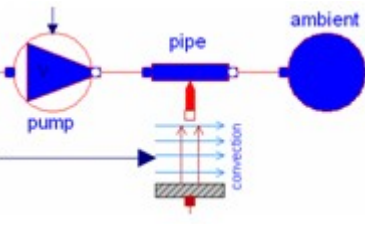
Name	Description
 Overview	Overview of Modelica Library
 Connectors	Connectors
 Conventions	Conventions
 ParameterDefaults	Parameter defaults
 ReleaseNotes	Release notes
 ModelicaLicense	Modelica License (Version 1.1 of June 30, 2000)
 Contact	Contact

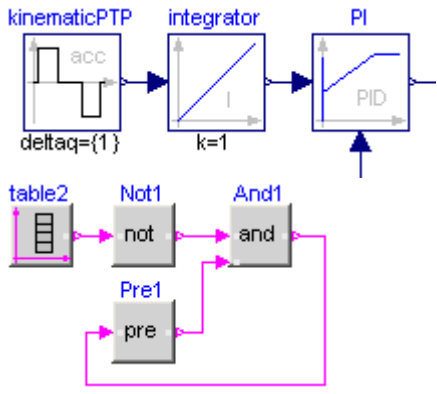
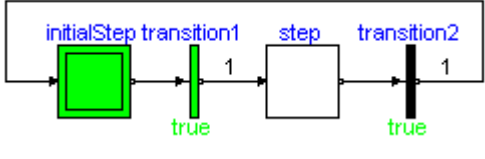
Modelica.UsersGuide.Overview

The Modelica Standard Library consists of the following main sub-libraries:

Library Components	Description
	Analog Analog electric and electronic components, such as resistor, capacitor, transformers, diodes, transistors, transmission lines, switches, sources, sensors.
















	<p>Digital Digital electrical components based on the VHDL standard, like basic logic blocks with 9-value logic, delays, gates, sources, converters between 2-, 3-, 4-, and 9-valued logic.</p>
	<p>Machines Electrical asynchronous-, synchronous-, and DC-machines (motors and generators) as well as 3-phase transformers.</p>
	<p>Translational 1-dim. mechanical, translational systems, e.g., sliding mass, mass with stops, spring, damper.</p>
	<p>Rotational 1-dim. mechanical, rotational systems, e.g., inertias, gears, planetary gears, convenient definition of speed/torque dependent friction (clutches, brakes, bearings, ..)</p>
	<p>MultiBody 3-dim. mechanical systems consisting of joints, bodies, force and sensor elements. Joints can be driven by drive trains defined by 1-dim. mechanical system library (Rotational). Every component has a default animation. Components can be arbitrarily connected together.</p>
	<p>Media Large media library providing models and functions to compute media properties, such as $h = h(p, T)$, $d = d(p, T)$, for the following media:</p> <ul style="list-style-type: none"> • 1240 gases and mixtures between these gases. • incompressible, table based liquids ($h = h(T)$, etc.). • compressible liquids • dry and moist air • high precision model for water (IF97).
	<p>FluidHeatFlow, HeatTransfer Simple thermo-fluid pipe flow, especially to model cooling of machines with air or water (pipes, pumps, valves, ambient, sensors, sources) and lumped heat transfer with heat capacitors, thermal conductors, convection, body radiation, sources and sensors.</p>









	<p>Blocks</p> <p>Input/output blocks to model block diagrams and logical networks, e.g., integrator, PI, PID, transfer function, linear state space system, sampler, unit delay, discrete transfer function, and/or blocks, timer, hysteresis, nonlinear and routing blocks, sources, tables.</p>
	<p>StateGraph</p> <p>Hierarchical state machines with a similar modeling power as Statecharts. Modelica is used as synchronous action language, i.e. deterministic behavior is guaranteed</p>
<pre> A = [1,2,3; 3,4,5; 2,1,4]; b = {10,22,12}; x = Matrices.solve(A,b); Matrices.eigenValues(A); </pre>	<p>Math, Utilities</p> <p>Functions operating on vectors and matrices, such as for solving linear systems, eigen and singular values etc., and functions operating on strings, streams, files, e.g., to copy and remove a file or sort a vector of strings.</p>

Modelica.UsersGuide.Connectors

The Modelica standard library defines the most important **elementary connectors** in various domains. If any possible, a user should utilize these connectors in order that components from the Modelica Standard Library and from other libraries can be combined without problems. The following elementary connectors are defined (potential variables are connector variables without the flow attribute, flow variables are connector variables that have the flow attribute):



domain	pot. variables	flow variables	connector definition	icons
electrical analog	electrical potential	electrical current	Modelica.Electrical.Analog.Interfaces Pin, PositivePin, NegativePin	 
electrical multi-phase	vector of electrical pins		Modelica.Electrical.MultiPhase.Interfaces Plug, PositivePlug, NegativePlug	 
electrical sphase phasor	2 electrical potentials	2 electrical currents	Modelica.Electrical.Machines.Interfaces SpacePhasor	
electrical digital	Integer (1..9)	---	Modelica.Electrical.Digital.Interfaces DigitalSignal, DigitalInput, DigitalOutput	 
translational	distance	cut-force	Modelica.Mechanics.Translational.Interfaces Flange_a, Flange_b	 
rotational	angle	cut-torque	Modelica.Mechanics.Rotational.Interfaces Flange_a, Flange_b	 
3-dim. mechanics	position vector orientation object	cut-force vector cut-torque vector	Modelica.Mechanics.MultiBody.Interfaces Frame, Frame_a, Frame_b, Frame_resolve	 

simple fluid flow	pressure specific enthalpy	mass flow rate enthalpy flow rate	Modelica.Thermal.FluidHeatFlow.Interfaces FlowPort, FlowPort_a, FlowPort_b	
heat transfer	temperature	heat flow rate	Modelica.Thermal.HeatTransfer.Interfaces HeatPort, HeatPort_a, HeatPort_b	
block diagram	Real variable Integer variable Boolean variable	---	Modelica.Blocks.Interfaces RealSignal, RealInput, RealOutput IntegerSignal, IntegerInput, IntegerOutput BooleanSignal, BooleanInput, BooleanOutput	
state machine	Boolean variables (occupied, set, available, reset)	---	Modelica.StateGraph.Interfaces Step_in, Step_out, Transition_in, Transition_out	
Connectors from libraries that will be included in one of the next releases of package Modelica				
thermo fluid flow	pressure specific enthalpy mass fractions	mass flow rate enthalpy flow rate subst. mass flow rates	Modelica_Fluid.Interfaces FluidPort, FluidPort_a, FluidPort_b	
magnetic	magnetic potential	magnetic flux	Magnetic.Interfaces MagneticPort, PositiveMagneticPort, NegativeMagneticPort	
Connectors from other libraries				
hydraulic	pressure	volume flow rate	HyLibLight.Interfaces Port_A, Port_b	
pneumatic	pressure	mass flow rate	PneuLibLight.Interfaces Port_1, Port_2	

In all domains, usually 2 connectors are defined. The variable declarations are **identical**, only the icons are different in order that it is easy to distinguish connectors of the same domain that are attached at the same component.

Modelica supports also hierarchical connectors, in a similar way as hierarchical models. As a result, it is, e.g., possible, to collect elementary connectors together. For example, an electrical plug consisting of two electrical pins can be defined as:

```
connector Plug
  import Modelica.Electrical.Analog.Interfaces;
  Interfaces.PositivePin phase;
  Interfaces.NegativePin ground;
end Plug;
```

With one connect(..) equation, either two plugs can be connected (and therefore implicitly also the phase and ground pins) or a Pin connector can be directly connected to the phase or ground of a Plug connector, such as "connect(resistor.p, plug.phase)".

Modelica.UsersGuide.Conventions

Note, in the html documentation of any Modelica library, the headings "h1, h2, h3" should not be used, because they are utilized from the automatically generated documentation/headings. Additional headings in the html documentation should start with "h4".



In the Modelica package the following conventions are used:

1. Class and instance names are written in upper and lower case letters, e.g., "ElectricCurrent". An underscore is only used at the end of a name to characterize a lower or upper index, e.g., "pin_a".
2. **Class names** start always with an upper case letter.
3. **Instance names**, i.e., names of component instances and of variables (with the exception of constants), start usually with a lower case letter with only a few exceptions if this is common sense (such as "T" for a temperature variable).
4. **Constant names**, i.e., names of variables declared with the "constant" prefix, follow the usual naming conventions (= upper and lower case letters) and start usually with an upper case letter, e.g. UniformGravity, SteadyState.
5. The two connectors of a domain that have identical declarations and different icons are usually distinguished by "_a", "_b" or "_p", "_n", e.g., Flange_a/Flange_b, HeatPort_a, HeatPort_b.
6. The **instance name** of a component is always displayed in its icon (= text string "%name") in **blue color**. A connector class has the instance name definition in the diagram layer and not in the icon layer. **Parameter** values, e.g., resistance, mass, gear ratio, are displayed in the icon in **black color** in a smaller font size as the instance name.
7. A main package has usually the following subpackages:
 - **UsersGuide** containing an overall description of the library and how to use it.
 - **Examples** containing models demonstrating the usage of the library.
 - **Interfaces** containing connectors and partial models.
 - **Types** containing type, enumeration and choice definitions.

Modelica.UsersGuide.ParameterDefaults

In this section the convention is summarized how default parameters are handled in the Modelica Standard Library (since version 3.0).

Many models in this library have parameter declarations to define constants of a model that might be changed before simulation starts. Example:

```
model SpringDamper
  parameter Real c(final unit="N.m/rad")    = 1e5 "Spring constant";
  parameter Real d(final unit="N.m.s/rad")  = 0  "Damping constant";
  parameter Modelica.SIunits.Angle phi_rel0 = 0  "Unstretched spring
angle";
  ...
end SpringDamper;
```

In Modelica it is possible to define a default value of a parameter in the parameter declaration. In the example above, this is performed for all parameters. Providing default values for all parameters can lead to errors that are difficult to detect, since a modeler may have forgotten to provide a meaningful value (the model simulates but gives wrong results due to wrong parameter values). In general the following basic situations are present:

1. The parameter value could be anything (e.g., a spring constant or a resistance value) and therefore the user should provide a value in all cases. A Modelica translator should warn, if no value is provided.
2. The parameter value is not changed in > 95 % of the cases (e.g. initialization or visualization parameters, or parameter phi_rel0 in the example above). In this case a default parameter value should be provided, in order that the model or function can be conveniently used by a modeler.



3. A modeler would like to quickly utilize a model, e.g.,
 - to automatically check that the model still translates and/or simulates (after some changes in the library),
 - to make a quick demo of a library by drag-and-drop of components,
 - to implement a simple test model in order to get a better understanding of the desired component.

In all these cases, it would be not practical, if the modeler would have to provide explicit values for all parameters first.

To handle the conflicting goals of (1) and (3), the Modelica Standard Library uses two approaches to define default parameters, as demonstrated with the following example:

```

model SpringDamper
  parameter Real c(final unit="N.m/rad" , start=1e5) "Spring
  constant";
  parameter Real d(final unit="N.m.s/rad", start= 0) "Damping
  constant";
  parameter Modelica.SIunits.Angle phi_rel0 = 0 "Unstretched
  spring angle";
  ...
end SpringDamper;

SpringDamper sp1;           // warning for "c" and "d"
SpringDamper sp2(c=1e4, d=0); // fine, no warning

```

Both definition forms, using a "start" value (for "c" and "d") and providing a declaration equation (for "phi_rel0"), are valid Modelica and define the value of the parameter. By convention, it is expected that Modelica translators will trigger a warning message for parameters that are **not** defined by a declaration equation, by a modifier equation or in an initial equation/algorithm section. A Modelica translator might have options to change this behavior, especially, that no messages are printed in such cases and/or that an error is triggered instead of a warning.

Modelica.UsersGuide.ReleaseNotes

This section summarizes the changes that have been performed on the Modelica standard library.

- [Version 3.0](#) (Jan., 2008)
- [Version 2.2.2](#) (Aug. 31, 2007)
- [Version 2.2.1](#) (March 24, 2006)
- [Version 2.2](#) (April 6, 2005)
- [Version 2.1](#) (Nov. 11, 2004)
- [Version 1.6](#) (June 21, 2004)
- [Version 1.5](#) (Dec. 16, 2002)
- [Version 1.4](#) (June 28, 2001 and previous versions)



Maintenance of the Modelica Standard Library is performed with three branches on the subversion server of the Modelica Association:

Released branch

Example: "Modelica/tags/V2_2_1/Modelica"

This branch contains the released Modelica versions (e.g. version 2.2.1), where all available test cases and compatibility checks with other Modelica libraries have been performed on the respective release. This version is usually shipped with a Modelica modelling and simulation environment and utilized by a Modelica user.

Development branch

Example: "Modelica/trunk/Modelica"

This branch contains the actual development version, i.e., all bug fixes and new features based on the last Modelica release. New features should have been tested before including them. However, the exhaustive tests for a new version are (usually) not performed. This version is usually only be used by the developers of the Modelica Standard Library and is not utilized by Modelica users.

Maintenance branch

Example: "Modelica/branches/maintenance/2.2.1/Modelica"

This branch contains the released Modelica version (e.g. version 2.2.1) where all bug fixes since this release date are included (up to a new release, when becoming available; i.e., after a new release, the previous maintenance versions are no longer changed). These bug fixes might be not yet tested with all test cases or with other Modelica libraries. The goal is that a vendor may take this version at any time for a new release of its software, in order to incorporate the latest bug fixes, without changing the version number of the Modelica Standard Library.

Incorporation of bug fixes (subversion "commit") shall be performed in the following way:

- One person is fixing the bug and another person is checking whether the fix is fine.
- It is up to the library developer, whether he opens a new branch for testing and then merges it with the "head" maintenance branch or not.
- Every change to the maintenance branch has to be done at the development branch (see above) as well.
- Every change to the maintenance branch requires introducing a description of the bug fix under Modelica.UsersGuide.ReleaseNotes.<release-number>_bugFixes.
- Every change to the maintenance branch requires changing the date and the subversion build number in the version annotation. This is automatically performed once a committ of file Modelica\package.mo is performed. Example:




```
annotation(version="3.0", versionBuild="$Rev: 1055 $",versionDate="$Date::
2008-02-24 21:54:51 +0100 #") .
```






- If time does not permit, a vendor makes the bug fix in its local version and then has to include it in the maintenance version. It would be best to make these changes at a new branch in order to get a unique release number.

A valid "commit" to the maintenance branch may contain one or more of the following changes.

- Correcting an equation.
- Correcting attributes quantity/unit/defaultUnit in a declaration.
- Improving/fixing the documentation.
- Introducing a new name in the public section of a class (model, package, ...) or in any section of a partial class is **not** allowed. Since otherwise, a user might use this new name and when storing its model and loading it with an older build-version, an error would occur.
- Introducing a new name in the protected section of a non-partial class should only be done if absolutely necessary to fix a bug. The problem is that this might be non-backward compatible, because a user might already extend from this class and already using the same name.

Package Content

Name	Description
 Version_3_0	Version 3.0 (Feb., 2008)
 Version_2_2_2	Version 2.2.2 (Aug. 31, 2007)
 Version_2_2_1	Version 2.2.1 (March 24, 2006)

 Version_2_2	Version 2.2 (April 6, 2005)
 Version_2_1	Version 2.1 (Nov. 11, 2004)
 Version_1_6	Version 1.6 (June 21, 2004)
 Version_1_5	Version 1.5 (Dec. 16, 2002)
 Version_1_4	Version 1.4 (June 28, 2001)

Modelica.UsersGuide.ReleaseNotes.Version_3_0

Version 3.0 is **not** backward compatible to previous versions. A conversion script is provided to transform models and libraries of previous versions to the new version. Therefore, conversion should be automatic.



The following changes are present for the whole library:

- In the Modelica language version 3.0, several restrictions have been introduced to allow better checking, e.g., models on all levels must be balanced (number of equations = number of unknown variables - unknown variables that have to be defined when using the component). A few models of the Modelica Standard Library did not fulfill these new restrictions and had either to be moved to library ObsoleteModelica3 (e.g. Blocks.Math.TwoInputs) or had to be differently implemented (e.g. Media.Interfaces.PartialMedium.BaseProperties). The Modelica Standard Library version 3.0 fulfills all the restrictions of the Modelica Language version 3.0.
- The graphical annotations describing the layout of icon and diagram layer are changed from Modelica language version 1 to Modelica language version 3. This gives several significant improvements:
Especially, the coordinate systems of icon and diagram layers are no longer coupled and therefore the size of the icon layer can be changed independently of the size of the diagram layer. Also it can be defined that the aspect ratio of a component icon is kept when changing its size in a model. This flag is set so that all icons of the Modelica Standard Library keep its aspect ratios. This is slightly non-backward compatible: If the aspect ratio was not kept when using a component from the Modelica Standard Library, it is now resized so that the aspect ratio is maintained.
- All non-standard annotations removed by:
 - (1) Removing the annotation since without effect (e.g., "experimentSetupOutput", "Window", "Terminal" removed).
 - (2) Renaming the annotation to a standard name (e.g., "Hide" renamed to "HideResult").
 - (3) Renaming the annotation to a vendor specific name (e.g., "checkBox" renamed to "__Dymola_checkBox").
- All emulated enumerations (defined via packages and constants) have been replaced by "real" enumerations. User models are automatically correctly converted, provided the user models used the package constants previously. **Existing models that use directly literal values for enumerations, might give in some cases wrong results** (if the first constant of the emulated enumeration had value zero, whereas the first value of an enumeration is one).
- The operator "cardinality" will be removed in one of the next versions of the Modelica language, since it is a reflective operator and its usage significantly reduces the possibilities of advanced model checks (e.g. to guarantee that a model is "balanced", i.e., the number of equations and unknowns is identical, for all valid usages of the component). As a preparation for this change, all models that contain the "cardinality(..)" operator are rewritten: If possible the operator is removed. If this is not possible, it is only used in asserts to check that, e.g., a connector is connected at least once or is connected exactly once. In the next Modelica language version new language elements will be introduced to specify such a property check without the cardinality operator. Once these language elements are available, the cardinality operator will be removed completely from the Modelica Standard Library.

The changes with respect to the cardinality(..) operator are usually not backward compatible. This is the reason for the changes of the Rotational and Translational library (see below).

- The design of the **Rotational** and **Translational** libraries have been changed (especially to remove the cardinality(..) operator, see above):
 - Components have a **useSupport** flag to enable or disable a support flange. If the support flange is enabled, it must be connected. If it is disabled, it must not be connected and the component is then internally grounded. The grounding is visualized in the icon.
 - The relative angle/distance and the relative speed of all force/torque elements (that need the relative speed) are by default defined with "StateSelect.prefer", i.e., to use these variables as preferred states. This improves the numerics if the absolute angle or the absolute distance are continuously increasing during operation (e.g. driving shaft of the wheels of a car). The effect is that relative angles/distances and speeds are used as states and the size of these variables is limited. Previously, the default was to use the absolute angle/distance and absolute speed of every inertia/mass which has the disadvantage that the absolute angle and or distance are state variables that grow in size continuously. A significant advantage is also, that default initialization is usually better, because a default value of zero for a relative angle/distance is usually what the user would like to have. Previously, say, the load was initialized to a non-zero angle and then the elastically coupled motor inertia had to be explicitly also initialized with this value. This is now, no longer needed. Since the default nominal value of 1 is usually too large for a relative quantity, the nominal values of the relative angle/distance was changed to 1e-4.
 - The two libraries have been restructured in sublibraries to cope with the growing number of components.
 - Finally, the Translational library has been made as similar as possible to the Rotational library by, e.g., adding missing components.
- The initialization of the MultiBody, Rotational and Translational libraries have been significantly simplified by removing the "initType" parameters and only using start/fixed values. This design assumes that a tool has special support for start/fixed values in the parameter menu.
- Nearly all parameters defined in the Modelica Standard Library had been defined with a default equation, e.g.,

```
parameter Modelica.SIunits.Resistance R=1;
```

Physical parameters, such as a resistance, mass, gear ratio, do not have a meaningful default and in nearly all cases, the user of the corresponding component has to provide values for such parameters. If the user forgets this, a tool cannot provide diagnostics, since a default value is present in the library (such as 1 Ohm for the resistance). In most cases the model will simulate but will give wrong results due to wrong parameter values. To improve this situation, all physical parameter declarations in the Modelica Standard Library have been changed, so that the previous default becomes a start value. For example, the above declaration is changed to:

```
parameter Modelica.SIunits.Resistance R(start=1);
```

This is a backward compatible change and completely equivalent from the perspective of the Modelica language. It is, however, advised that tools will print a warning or optionally an error message, if the start value of a parameter is defined, but no value for the parameter is given via a modification. Furthermore, it is expected, that the input field of a parameter menu is empty, if no default equation is defined, but only a start value. This shows clearly to the modeler that a value has to be provided.

The following **new components** have been added to **existing** libraries (note, the names in paranthesis are the new sublibrary names that are introduced in version 3.0):

Blocks.Examples.	
InverseModel	Demonstrates the construction of an inverse model.

Blocks.Math.	
InverseBlockConstraints	Construct inverse model by requiring that two inputs and two outputs are identical (replaces the previously, unbalanced, TwoInputs and TwoOutputs blocks).
Electrical.Machines.Utilities	
TransformerData	A record that calculates required impedances (parameters) from nominal data of transformers.
Mechanics.MultiBody.Examples.Rotational3DEffects	
GyroscopicEffects ActuatedDrive MovingActuatedDrive GearConstraint	New examples to demonstrate the usage of the Rotational library in combination with multi-body components.
Mechanics.MultiBody.Sensors	
AbsolutePosition AbsoluteVelocity AbsoluteAngles AbsoluteAngularVelocity RelativePosition RelativeVelocity RelativeAngles RelativeAngularVelocity	New sensors to measure one vector.
TransformAbsoluteVector TransformRelativeVector	Transform absolute and/or relative vector into another frame.
Mechanics.Rotational.(Components)	
Disc	Right flange is rotated by a fixed angle with respect to left flange
IdealRollingWheel	Simple 1-dim. model of an ideal rolling wheel without inertia
Mechanics.Translational.Sensors	
RelPositionSensor RelSpeedSensor RelAccSensor PowerSensor	Relative position sensor, i.e. distance between two flanges Relative speed sensor Relative acceleration sensor Ideal power sensor
Mechanics.Translational(.Components)	
SupportFriction Brake InitializeFlange	Model of friction due to support Model of a brake, base on Coulomb friction Initializes a flange with pre-defined postion, speed and acceleration .
Mechanics.Translational(.Sources)	
Force2 LinearSpeedDependentForce QuadraticSpeedDependentForce ConstantForce ConstantSpeed ForceStep	Force acting on 2 flanges Force linearly dependent on flange speed Force quadratic dependent on flange speed Constant force source Constant speed source Force step

The following **existing components** have been **changed** in a **non-backward compatible** way (the conversion script transforms models and libraries of previous versions to the new version. Therefore, conversion should be automatic):

Blocks.Continuous.	
CriticalDamping	New parameter "normalized" to define whether filter is provided in normalized or non-normalized form. Default is "normalized = true". The previous implementation was a non-normalized filter. The conversion script automatically introduces the modifier "normalized=false" for

	existing models.
Blocks.Interfaces.	
RealInput RealOutput	Removed "SignalType", since extending from a replaceable class and this is not allowed in Modelica 3. The conversion script removes modifiers to SignalType.
RealSignal IntegerSignal BooleanSignal	Moved to library ObsoleteModelica3, since these connectors are no longer allowed in Modelica 3 (prefixes input and/or output are required).
Blocks.Interfaces.Adaptors.	
AdaptorReal AdaptorBoolean AdaptorInteger	Moved to library ObsoleteModelica3, since the models are not "balanced". These are completely obsolete adaptors between the Real, Boolean, Integer signal connectors of version 1.6 and version ≥ 2.1 of the Modelica Standard Library.
Blocks.Math.	
ConvertAllUnits	Moved to library ObsoleteModelica3, since extending from a replaceable class and this is not allowed in Modelica 3. It would be possible to rewrite this model to use a replaceable component. However, the information about the conversion cannot be visualized in the icon in this case.
Blocks.Math.UnitConversions.	
TwoInputs TwoOutputs	Moved to library ObsoleteModelica3, since the models are not "balanced". A new component "InverseBlockConstraints" is provided instead that has the same feature, but is "balanced".
Electrical.Analog.Baisc.	
HeatingResistor	The heatPort has to be connected; otherwise the component Resistor (without heatPort) has to be used. cardinality() is only used to check whether the heatPort is connected.
Electrical.MultiPhase.Examples.	
	Changed the instance names of components used in the examples to more up-to-date style.
Electrical.Machines.	
	Moved package <code>Machines.Examples.Utilities</code> to <code>Machines.Utilities</code>
	Removed all nonSlunits; especially in DCMachines parameter <code>NonSlunits.AngularVelocity_rpm</code> rpmNominal was replaced by parameter <code>Slunits.AngularVelocity</code> wNominal
	Changed the following component variable and parameter names to be more concise: Removed suffix "DamperCage" from all synchronous induction machines since the user can choose whether the damper cage is present or not. RotorAngle ... RotorDisplacementAngle J_Rotor ... Jr Rr Rrd (damper of synchronous induction machines) Lrsigma ... Lrsigmad (damper of synchronous induction machines) phi_mechanical ... phiMechanical w_mechanical wMechanical rpm_mechanical ... rpmMechanical tau_electrical ... tauElectrical tau_shaft tauShaft

	TurnsRatio turnsRatio (AIMS) VsNom VsNominal (AIMS) Vr_Lr VrLockedRotor (AIMS) DamperCage useDamperCage (synchronous induction machines) V0 VsOpenCircuit (SMPM) Ie0 IeOpenCircuit (SMEE)
Interfaces.	Moved as much code as possible from specific machine models to partials to reduce redundant code.
Interfaces.Adapter	Removed to avoid cardinality; instead, the following solution has been implemented:
Sensors.RotorDisplacementAngle Interfaces.PartialBasicMachine	Introduced parameter Boolean useSupport=false "enable / disable (=fixed stator) support" The rotational support connector is only present with useSupport = true; otherwise the stator is fixed internally.
Electrical.Machines.Examples.	
	Changed the names of the examples to more meaningful names. Changed the instance names of components used in the examples to more up-to-date style.
SMEE_Generator	Initialization of smee.phiMechanical with fixed=true
Mechanics.MultiBody.	
World	Changed default value of parameter driveTrainMechanics3D from false to true. 3-dim. effects in Rotor1D, Mounting1D and BevelGear1D are therefore taken into account by default (previously this was only the case, if world.driveTrainMechanics3D was explicitly set).
Mechanics.MultiBody.Forces.	
FrameForce FrameTorque FrameForceAndTorque	Models removed, since functionality now available via Force, Torque, ForceAndTorque
WorldForce WorldTorque WorldForceAndTorque Force Torque ForceAndTorque	Connector frame_resolve is optionally enabled via parameter resolveInFrame . Forces and torques and be resolved in all meaningful frames defined by enumeration resolveInFrame.
Mechanics.MultiBody.Frames.	
length normalize	Removed functions, since available also in Modelica.Math.Vectors The conversion script changes the references correspondingly.
Mechanics.MultiBody.Joints.	
Prismatic ActuatedPrismatic Revolute ActuatedRevolute Cylindrical Universal Planar Spherical FreeMotion	Changed initialization, by replacing initial value parameters with start/fixed attributes. When start/fixed attributes are properly supported in the parameter menu by a Modelica tool, the initialization is considerably simplified for the user and the implementation is much simpler. Replaced parameter "enforceStates" by the more general built-in enumeration stateSelect=StateSelection.xxx. The conversion script automatically transforms from the "old" to the "new" forms.
Revolute	Parameter "planarCutJoint" in the "Advanced" menu of "Revolute" and of

ActuatedRevolute	<p>"ActuatedRevolute" removed.</p> <p>A new joint "RevolutePlanarLoopConstraint" introduced that defines the constraints of a revolute joint as cut-joint in a planar loop. This change was needed in order that the revolute joint can be properly used in advanced model checking.</p> <p>ActuatedRevolute joint removed. Flange connectors of Revolute joint can be enabled with parameter useAxisFlange.</p>
Prismatic ActuatedPrismatic	ActuatedPrismatic joint removed. Flange connectors of Prismatic joint can be enabled with parameter useAxisFlange.
Assemblies	Assembly joint implementation slightly changed, so that annotation "structurallyIncomplete" could be removed (all Assembly joint models are now "balanced").
Mechanics.MultiBody.Joints.Internal	
RevoluteWithLengthConstraint PrismaticWithLengthConstraint	<p>These joints should not be used by a user of the MultiBody library. They are only provided to built-up the MultiBody.Joints.Assemblies.JointXYZ joints. These two joints have been changed in a slightly not backward compatible way, in order that the usage in the Assemblies.JointXYZ joints results in balanced models (no conversion is provided for this change since the user should not have used these joints and the conversion would be too complicated): In releases before version 3.0 of the Modelica Standard Library, it was possible to activate the torque/force projection equation (= cut-torque/-force projected to the rotation/translation axis must be identical to the drive torque/force of flange axis) via parameter axisTorqueBalance. This is no longer possible, since otherwise this model would not be "balanced" (= same number of unknowns as equations). Instead, when using this model in version 3.0 and later versions, the torque/force projection equation must be provided in the Advanced menu of joints Joints.SphericalSpherical and Joints.UniversalSpherical via the new parameter "constraintResidue".</p>
Mechanics.MultiBody.Parts.	
BodyBox BodyCylinder	<p>Changed unit of parameter density from g/cm3 to the SI unit kg/m3 in order to allow stricter unit checking.</p> <p>The conversion script multiplies previous density values with 1000.</p>
Body BodyShape BodyBox BodyCylinder PointMass Rotor1D	<p>Changed initialization, by replacing initial value parameters with start/fixed attributes.</p> <p>When start/fixed attributes are properly supported in the parameter menu by a Modelica tool, the initialization is considerably simplified for the user and the implementation is much simpler.</p> <p>The conversion script automatically transforms from the "old" to the "new" form of initialization.</p>
Mechanics.MultiBody.Sensors.	
AbsoluteSensor RelativeSensor CutForceAndTorque	<p>New design of sensor components: Via Boolean parameters signal connectors for the respective vectors are enabled/disabled. It is not possible to automatically convert models to this new design. Instead, references in existing models are changed to ObsoleteModelice3.</p> <p>This means that these models must be manually adapted.</p>
CutForce CutTorque	<p>Slightly new design. The force and/or torque component can be resolved in world, frame_a, or frame_resolved.</p> <p>Existing models are automatically converted.</p>
Mechanics.Rotational.	

	Moved components to structured sub-packages (Sources, Components)
Inertia SpringDamper RelativeStates	Changed initialization, by replacing initial value parameters with start/fixed attributes. When start/fixed attributes are properly supported in the parameter menu by a Modelica tool, the initialization is considerably simplified for the user and the implementation is much simpler. Parameter "stateSelection" in "Inertia" and "SpringDamper" replaced by the built-in enumeration stateSelect=StateSelection.xxx. Introduced the "stateSelect" enumeration in "RelativeStates". The conversion script automatically transforms from the "old" to the "new" forms.
LossyGear GearBox	Renamed gear ratio parameter "i" to "ratio", in order to have a consistent naming convention. Existing models are automatically converted.
SpringDamper ElastoBacklash Clutch OneWayClutch	Relative quantities (phi_rel, w_rel) are used as states, if possible (due to StateSelect.prefer). In most cases, relative states in drive trains are better suited as absolute states. This change might give changes in the selected states of existing models. This might give rise to problems if, e.g., the initialization was not completely defined in a user model, since the default initialization heuristic may give different initial values.
Mechanics.Translational.	
	Moved components to structured sub-packages (Sources, Components)
	Adaptions corresponding to Rotational
Stop	Renamed to Components.MassWithStopAndFriction to be more concise. MassWithStopAndFriction is not available with a support connector, since the reaction force can't be modeled in a meaningful way due to reinit of velocity v. Until a sound implementation of a hard stop is available, the old model may be used.
Media.	
constant nX constant nXi constant reference_X BaseProperties	The package constant nX = nS, now always, even for single species media. This also allows to define mixtures with only 1 element. The package constant nXi=if fixedX then 0 else if reducedX or nS==1 then nS - 1 else nS. This required that all BaseProperties for single species media get an additional equation to define the composition X as {1.0} (or reference_X, which is {1.0} for single species). This will also mean that all user defined single species media need to be updated by that equation.
Slunits.	
CelsiusTemperature	Removed, since no SI unit. The conversion script changes references to Slunits.Conversions.NonSlunits.Temperature_degC
ThermodynamicTemperature TemperatureDifference	Added annotation "__Dymola_absoluteValue=true/false" in order that unit checking is possible (the unit checker needs to know for a unit that has an offset, whether it is used as absolute or as a relative number)
Slunits.Conversions.NonSlunits.	
Temperature_degC Temperature_degF	Added annotation "__Dymola_absoluteValue=true" in order that unit checking is possible

Temperature_degRk	(the unit checker needs to know for a unit that has an offset, whether it is used as absolute or as a relative number)
StateGraph.Examples.	
ControlledTanks	The connectors of the ControlledTanks did not fulfill the new restrictions of Modelica 3. This has been fixed.
Utilities	Replacing inflow, outflow by connectors inflow1, inflow2, outflow1, outflow2 with appropriate input/output prefixes in order to fulfill the restrictions of Modelica 3 to arrive at balanced models. No conversion is provided, since too difficult and since the non-backward compatible change is in an example.
Thermal.FluidHeatFlow.Sensors.	
pSensor TSensor dpSensor dTSensor m_flowSensor V_flowSensor H_flowSensor	renamed to: PressureSensor TemperatureSensor RelPressureSensor RelTemperatureSensor MassFlowSensor VolumeFlowSensor EnthalpyFlowSensor
Thermal.FluidHeatFlow.Sources.	
Ambient PrescribedAmbient	available as one combined component Ambient Boolean parameters usePressureInput and useTemperatureInput decide whether pressure and/or temperature are constant or prescribed
ConstantVolumeFlow PrescribedVolumeFlow	available as one combined component VolumeFlow Boolean parameter useVolumeFlowInput decides whether volume flow is constant or prescribed
ConstantPressureIncrease PrescribedPressureIncrease	available as one combined component PressureIncrease Boolean parameter usePressureIncreaseInput decides whether pressure increase is constant or prescribed
Thermal.FluidHeatFlow.Examples.	
	Changed the instance names of components used in the examples to more up-to-date style.
Thermal.HeatTransfer.(Components)	
HeatCapacitor	Initialization changed: SteadyStateStart removed. Instead start/fixed values for T and der_T (initial temperature and its derivative).
HeatCapacitor ThermalConductor ThermalConvection BodyRadiation TemperatureSensor RelTemperatureSensor HeatFlowSensor FixedTemperature PrescribedTemperature FixedHeatFlow PrescribedHeatFlow	Moved components to sub-packages: Components.HeatCapacitor Components.ThermalConductor Components.ThermalConvection Components.BodyRadiation Sensors.TemperatureSensor Sensors.RelTemperatureSensor Sensors.HeatFlowSensor Sources.FixedTemperature Sources.PrescribedTemperature Sources.FixedHeatFlow Sources.PrescribedHeatFlow
Thermal.FluidHeatFlow.Examples.	
	Changed the instance names of components used in the examples to

	more up-to-date style.
--	------------------------

The following **existing components** have been **improved** in a **backward compatible** way:

Modelica.*	Parameter declarations, input and output function arguments without description strings improved by providing meaningful description texts.
Modelica.Blocks.Continuous.	
TransferFunction	Internal scaling of the controller canonical states introduced in order to enlarge the range of transfer functions where the default relative tolerance of the simulator is sufficient.
ButterworthCriticalDamping	Documentation improved and plots of the filter characteristics added.
Electrical.Analog.Basic.	
EMF	New parameter "useSupport" to optionally enable a support connector.
Icons.	
TranslationalSensor RotationalSensor	Removed drawing from the diagram layer (kept drawing only in icon layer), in order that this icon can be used in situations where components are dragged in the diagram layer.
Math.Vectors.	
normalize	Implementation changed, so that the result is always continuous (previously, this was not the case for small vectors: <code>normalize(eps,eps)</code>).
Mechanics.MultiBody.	
	Renamed non-standard keywords <code>defineBranch</code> , <code>defineRoot</code> , <code>definePotentialRoot</code> , <code>isRooted</code> to the standard names: <code>Connections.branch/.root/.potentialRoot/.isRooted</code> .
Frames	Added annotation "Inline=true" to all one-line functions (which should be all inlined).
Mechanics.MultiBody.Parts.	
Mounting1D Rotor1D BevelGear1D	Changed implementation so that no longer modifiers for connector variables are used, because this violates the restrictions on "balanced models" of Modelica 3.
Mechanics.Rotational.	
InitializeFlange	Changed implementation so that counting unknowns and equations is possible without actual values of parameters.
Thermal.FluidHeatFlow.Interfaces.Partial.	
TwoPort	Introduced parameter <code>Real tapT(final min=0, final max=1)=1</code> that defines the temperature of the heatPort between inlet and outlet.
StateGraph.	
InitialStep InitialStepWithSignal Step StepWithSignal	Changed implementation so that no longer modifiers for output variables are used, because this violates the restrictions on "balanced models" of Modelica 3.

The following **critical errors** have been fixed (i.e. errors that can lead to wrong simulation results):

Electrical.Analog.Examples.	
CauerLowPassSC	Wrong calculation of Capacitor1 both in <code>Rn</code> and <code>Rp</code> corrected (<code>C=clock/R</code> instead of <code>C=clock*R</code>)
Mechanics.MultiBody.Parts.	
Rotor1D	The 3D reaction torque was not completely correct and gave in some situations a wrong result. This bug should not influence the movement of a

	multi-body system, but only the constraint torques are sometimes not correct.
Mechanics.Rotational.	
ElastoBacklash	If the damping torque was too large, the reaction torque could "pull" which is unphysical. The component was newly written by limiting the damping torque in such a case so that "pulling" torques can no longer occur. Furthermore, during initialization the characteristics is made continuous to reduce numerical errors. The relative angle and relative angular velocities are used as states, if possible (StateSelect.prefer), since relative quantities lead usually to better behavior.
Position Speed Accelerate Move	The movement of the flange was wrongly defined as absolute; this is corrected as relative to connector support. For Accelerate, it was necessary to rename RealInput a to a_ref, as well as the start values phi_start to phi.start and w_start to w.start. The conversion script performs the necessary conversion of existing models automatically.
Media.Interfaces.	
PartialSimpleIdealGasMedium	Inconsistency in reference temperature corrected. This may give different results for functions: specificEnthalpy, specificInternalEnergy, specificGibbsEnergy, specificHelmholtzEnergy.
Media.Air.	
specificEntropy	Small bug in entropy computation of ideal gas mixtures corrected.
Media.IdealGases.Common.MixtureGasNasa	
specificEntropy	Small bug in entropy computation of ideal gas mixtures corrected.

The following **uncritical errors** have been fixed (i.e. errors that do **not** lead to wrong simulation results, but, e.g., units are wrong or errors in documentation):

Blocks.Tables.	
CombiTable2D	Documentation improved.
Electrica.Digital.Gates	
AndGate NandGate OrGate NorGate XorGate XnorGate	The number of inputs was not correctly propagated to the included base model. This gave a translation error, if the number of inputs was changed (and not the default used).
Electrica.Digital.Sources	
Pulse	Model differently implemented, so that warning message about "cannot properly initialize" is gone.
Mechanics.Rotational.	
BearingFriction Clutch OneWayClutch Brake Gear	Declaration of table parameter changed from table[:,:] to table[:,2].
Modelica.Mechanics.MultiBody.Examples.Loops.Utilities.	
GasForce	Unit of variable "press" corrected (from Pa to bar)
StateGraph.Examples.	
SimpleFriction	The internal parameter k is defined and calculated with the appropriate unit.
Thermal.FluidHeatFlow.Interfaces.Partial.	

SimpleFriction	The internal parameter k is defined and calculated with the appropriate unit.
----------------	---

Modelica.UsersGuide.ReleaseNotes.Version_2_2_2

Version 2.2.2 is backward compatible to version 2.2.1 and 2.2 with the following exceptions:

- Removal of package Modelica.Media.Interfaces.PartialTwoPhaseMediumWithCache (this was not yet utilized).
- Removal of the media packages in Modelica.Media.IdealGases.SingleGases that are not type compatible to Modelica.Media.Interfaces.PartialMedium, because a FluidConstants record definition is missing, for details, see [Modelica.Media.IdealGases](#) (this is seen as a bug fix).



An overview of the differences between version 2.2.2 and the previous version 2.2.1 is given below. The exact differences (but without differences in the documentation) are available [here](#). This comparison file was generated automatically with Dymolas ModelManagement.compare function.

In this version, **no** new libraries have been added. The **documentation** of the whole library was improved. Especially, the documentation is now also available as [one pdf file](#).

The following **new components** have been added to **existing** libraries:

Blocks.Logical.	
TerminateSimulation	Terminate a simulation by a given condition.
Blocks.Routing.	
RealPassThrough IntegerPassThrough BooleanPassThrough	Pass a signal from input to output (useful in combination with a bus due to restrictions of expandable connectors).
Blocks.Sources.	
KinematicPTP2	Directly gives q,qd,qdd as output (and not just qdd as KinematicPTP).
Electrical.Machines.Examples.	
TransformerTestbench	Transformer Testbench
Rectifier6pulse	6-pulse rectifier with 1 transformer
Rectifier12pulse	12-pulse rectifier with 2 transformers
AIMC_Steinmetz	Asynchronous induction machine squirrel cage with Steinmetz connection
Electrical.Machines.BasicMachines.Components.	
BasicAIM	Partial model for asynchronous induction machine
BasicSM	Partial model for synchronous induction machine
PartialAirGap	Partial airgap model
BasicDCMachine	Partial model for DC machine
PartialAirGapDC	Partial airgap model of a DC machine
BasicTransformer	Partial model of threephase transformer
PartialCore	Partial model of transformer core with 3 windings
IdealCore	Ideal transformer with 3 windings
Electrical.Machines.BasicMachines.	
Transformers	Sub-Library for technical 3phase transformers
Electrical.Machines.Interfaces.	
Adapter	Adapter to model housing of electrical machine
Math.	
Vectors	New library of functions operating on vectors
atan3	Four quadrant inverse tangens (select solution that is closest to given

	angle y0)
asinh	Inverse of sinh (area hyperbolic sine)
acosh	Inverse of cosh (area hyperbolic cosine)
Math.Vectors	
isEqual	Determine if two Real vectors are numerically identical
norm	Return the p-norm of a vector
length	Return length of a vector (better as norm(), if further symbolic processing is performed)
normalize	Return normalized vector such that length = 1 and prevent zero-division for zero vector
reverse	Reverse vector elements (e.g. v[1] becomes last element)
sort	Sort elements of vector in ascending or descending order
Math.Matrices	
solve2	Solve real system of linear equations $A \cdot X = B$ with a B matrix (Gaussian elimination with partial pivoting)
LU_solve2	Solve real system of linear equations $P \cdot L \cdot U \cdot X = B$ with a B matrix and an LU decomposition (from LU(..))
Mechanics.Rotational.	
InitializeFlange	Initialize a flange according to given signals (useful if initialization signals are provided by a signal bus).
Media.Interfaces.PartialMedium.	
density_pTX	Return density from p, T, and X or Xi
Media.Interfaces.PartialTwoPhaseMedium.	
BaseProperties	Base properties (p, d, T, h, u, R, MM, x) of a two phase medium
molarMass	Return the molar mass of the medium
saturationPressure_sat	Return saturation pressure
saturationTemperature_sat	Return saturation temperature
saturationTemperature_derp_sat	Return derivative of saturation temperature w.r.t. pressure
setState_px	Return thermodynamic state from pressure and vapour quality
setState_Tx	Return thermodynamic state from temperature and vapour quality
vapourQuality	Return vapour quality
Media.Interfaces.	
PartialLinearFluid	Generic pure liquid model with constant cp, compressibility and thermal expansion coefficients
Media.Air.MoistAir.	
massFraction_pTphi	Return the steam mass fraction from relative humidity and T
saturationTemperature	Return saturation temperature from (partial) pressure via numerical inversion of function saturationPressure
enthalpyOfWater	Return specific enthalpy of water (solid/liquid) near atmospheric pressure from temperature
enthalpyOfWater_der	Return derivative of enthalpyOfWater()" function
PsychrometricData	Model to generate plot data for psychrometric chart
Media.CompressibleLiquids.	
New sub-library for simple compressible liquid models	
LinearColdWater	Cold water model with linear compressibility
LinerWater_pT_Ambient	Liquid, linear compressibility water model at 1.01325 bar and 25 degree Celsius

Slunits.

TemperatureDifference	Type for temperature difference
-----------------------	---------------------------------

The following **existing components** have been **improved**:

Blocks.Examples.

BusUsage	Example changed from the "old" to the "new" bus concept with expandable connectors.
----------	---

Blocks.Discrete.

ZeroOrderHold	Sample output ySample moved from "protected" to "public" section with new attributes (start=0, fixed=true).
TransferFunction	Discrete state x with new attributes (each start=0, each fixed=0).

Electrical.

Analog MultiPhase	Improved some icons.
----------------------	----------------------

Electrical.Digital.Interfaces.

MISO	Removed "algorithm" from this partial block.
------	--

Electrical.Digital.Delay.

DelayParams	Removed "algorithm" from this partial block.
-------------	--

Electrical.Digital.Delay.

DelayParams	Removed "algorithm" from this partial block.
TransportDelay	If delay time is zero, an infinitely small delay is introduced via pre(x) (previously "x" was used).

Electrical.Digital.Sources.

Clock Step	Changed if-conditions from "xxx < time" to "time >= xxx" (according to the Modelica specification, in the second case a time event should be triggered, i.e., this change leads potentially to a faster simulation).
---------------	--

Electrical.Digital.Converters.

BooleanToLogic LogicToBoolean RealToLogic LogicToReal	Changed from "algorithm" to "equation" section to allow better symbolic preprocessing
--	---

Electrical.

Machines	Slightly improved documentation, typos in documentation corrected
----------	---

Electrical.Machines.Examples.

AIMS_start	Changed QuadraticLoadTorque1(TorqueDirection=true) to QuadraticLoadTorque1(TorqueDirection=false) since more realistic
------------	--

Electrical.Machines.Interfaces.

PartialBasicMachine	Introduced support flange to model the reaction torque to the housing
---------------------	---

Electrical.Machines.Sensors.

Rotorangle	Introduced support flange to model the reaction torque to the housing
------------	---

Mechanics.MultiBody.Examples.Elementary.

PointMassesWithGravity	Added two point masses connected by a line force to demonstrate additionally how this works. Connections of point masses with 3D-elements are demonstrated in the new example PointMassesWithGravity (there is the difficulty that the orientation is not defined in a PointMass object and therefore some special handling is needed in case of a connection with 3D-elements, where the orientation of the point mass is not determined by these elements).
------------------------	---

Mechanics.MultiBody.Examples.Systems.	
RobotR3	Changed from the "old" to the "new" bus concept with expandable connectors. Replaced the non-standard Modelica function "constrain()" by standard Modelica components. As a result, the non-standard function constrain() is no longer used in the Modelica Standard Library.
Mechanics.MultiBody.Frames.Orientation.	
equalityConstraint	Use a better residual for the equalityConstraint function. As a result, the non-linear equation system of a kinematic loop is formulated in a better way (the range where the desired result is a unique solution of the non-linear system of equations becomes much larger).
Mechanics.MultiBody.	
Visualizers.	Removed (misleading) annotation "structurallyIncomplete" in the models of this sub-library
Mechanics.Rotational.	
Examples	<p>For all models in this sub-library:</p> <ul style="list-style-type: none"> • Included a housing object in all examples to compute all support torques. • Replaced initialization by modifiers via the initialization menu parameters of Inertia components. • Removed "encapsulated" and unnecessary "import". • Included "StopTime" in the annotations.
Mechanics.Rotational.Interfaces.	
FrictionBase	Introduced "fixed=true" for Boolean variables startForward, startBackward, mode.
Mechanics.Translational.Interfaces.	
FrictionBase	Introduced "fixed=true" for Boolean variables startForward, startBackward, mode.
Media.UsersGuide.MediumUsage.	
TwoPhase	Improved documentation and demonstrating the newly introduced functions
Media.Examples.	
WaterIF97	Provided (missing) units for variables V, dV, H_flow_ext, m, U.
Media.Interfaces.	
PartialMedium	Final modifiers are removed from nX and nXi, to allow customized medium models such as mixtures of refrigerants with oil, etc.
PartialCondensingGases	Included attributes "min=1, max=2" for input argument FixedPhase for functions setDewState and setBubbleState (in order to guarantee that input arguments are correct).
Media.Interfaces.PartialMedium.	
BaseProperties	New Boolean parameter "standardOrderComponents". If true, last element vector X is computed from 1-sum(Xi) (= default) otherwise, no equation is provided for it in PartialMedium.
IsentropicExponent	"max" value changed from 1.7 to 500000
setState_pTX setState_phX setState_psX setState_dTX specificEnthalpy_pTX temperature_phX	Introduced default value "reference_X" for input argument "X".

density_phX temperature_psX density_psX specificEnthalpy_psX	
Media.Interfaces.PartialSimpleMedium.	
setState_pTX setState_phX setState_psX setState_dTX	Introduced default value "reference_X" for input argument "X".
Media.Interfaces.PartialSimpleIdealGasMedium.	
setState_pTX setState_phX setState_psX setState_dTX	Introduced default value "reference_X" for input argument "X".
Media.Air.MoistAir.	
setState_pTX setState_phX setState_dTX	Introduced default value "reference_X" for input argument "X".
Media.IdealGases.Common.SingleGasNasa.	
setState_pTX setState_phX setState_psX setState_dTX	Introduced default value "reference_X" for input argument "X".
Media.IdealGases.Common.MixtureGasNasa.	
setState_pTX setState_phX setState_psX setState_dTX h_TX	Introduced default value "reference_X" for input argument "X".
Media.Common.	
IF97PhaseBoundaryProperties gibbsToBridgmansTables	Introduced unit for variables vt, vp.
SaturationProperties	Introduced unit for variable dpT.
BridgmansTables	Introduced unit for dfs, dgs.
Media.Common.ThermoFluidSpecial.	
gibbsToProps_ph gibbsToProps_ph gibbsToBoundaryProps gibbsToProps_dT gibbsToProps_pT	Introduced unit for variables vt, vp.
TwoPhaseToProps_ph	Introduced unit for variables dht, dhd, detph.
Media.	
MoistAir	Documentation of moist air model significantly improved.
Media.MoistAir.	
enthalpyOfVaporization	Replaced by linear correlation since simpler and more accurate in the entire region.
Media.Water.IF97_Uilities.BaselIF97.Regions.	
drhovl_dp	Introduced unit for variable dd_dp.
Thermal.	
FluidHeatFlow	Introduced new parameter tapT (0..1) to define the temperature of the

	HeatPort as linear combination of the flowPort_a (tapT=0) and flowPort_b (tapT=1) temperatures.
--	---

The following **critical errors** have been fixed (i.e. errors that can lead to wrong simulation results):

Electrical.Machines.BasicMachines.Components.	
ElectricalExcitation	Excitation voltage v_e is calculated as "spacePhasor_r.v_[1]*TurnsRatio*3/2" instead of "spacePhasor_r.v_[1]*TurnsRatio"
Mechanics.MultiBody.Parts.	
FixedRotation	Bug corrected that the torque balance was wrong in the following cases (since vector r was not transformed from frame_a to frame_b; note this special case occurs very seldomly in practice): <ul style="list-style-type: none"> • frame_b is in the spanning tree closer to the root (usually this is frame_a). • vector r from frame_a to frame_b is not zero.
PointMass	If a PointMass model is connected so that no equations are present to compute its orientation object, the orientation was arbitrarily set to a unit rotation. In some cases this can lead to a wrong overall model, depending on how the PointMass model is used. For this reason, such cases lead now to an error (via an assert(..)) with an explanation how to fix this.
Media.Interfaces.PartialPureSubstance.	
pressure_dT specificEnthalpy_dT	Changed wrong call from "setState_pTX" to "setState_dTX"
Media.Interfaces.PartialTwoPhaseMedium.	
pressure_dT specificEnthalpy_dT	Changed wrong call from "setState_pTX" to "setState_dTX"
Media.Common.ThermoFluidSpecial.	
gibbsToProps_dT helmholtzToProps_ph helmholtzToProps_pT helmholtzToProps_dT	Bugs in equations corrected
Media.Common.	
helmholtzToBridgmansTables helmholtzToExtraDerivs	Bugs in equations corrected
Media.IdealGases.Common.SingleGasNasa.	
density_derp_T	Bug in equation of partial derivative corrected
Media.Water.IF97_Uutilities.	
BaseIF97.Inverses.dtofps3 isentropicExponent_props_ph isentropicExponent_props_pT isentropicExponent_props_dT	Bugs in equations corrected
Media.Air.MoistAir.	
h_pTX	Bug in setState_phX due to wrong vector size in h_pTX corrected. Furthermore, syntactical errors corrected: <ul style="list-style-type: none"> • In function massFractionpTphi an equation sign is used in an algorithm.

	<ul style="list-style-type: none"> Two consecutive semicolons removed
Media.Water.	
waterConstants	Bug in equation of criticalMolarVolume corrected.
Media.Water.IF97_Uilities.BaselF97.Regions.	
region_ph region_ps	Bug in region determination corrected.
boilingcurve_p dewcurve_p	Bug in equation of plim corrected.

The following **uncritical errors** have been fixed (i.e. errors that do **not** lead to wrong simulation results, but, e.g., units are wrong or errors in documentation):

Blocks.	
Examples	Corrected typos in description texts of bus example models.
Blocks.Continuous.	
LimIntegrator	removed incorrect smooth(0,...) because expression might be discontinuous.
Blocks.Math.UnitConversions.	
block_To_kWh block_From_kWh	Corrected unit from "kWh" to (syntactically correct) "kW.h".
Electrical.Analog.Examples.	
HeatingNPN_OrGate	Included start values, so that initialization is successful
Electrical.Analog.Lines.	
OLine	Corrected unit from "Siemens/m" to "S/m".
TLine2	Changed wrong type of parameter NL (normalized length) from Slunits.Length to Real.
Electrical.Digital.Delay.	
TransportDelay	Syntax error corrected (":=" in equation section is converted by Dymola silently to "=").
Electrical.Digital	
Converters	Syntax error corrected (":=" in equation section is converted by Dymola silently to "=").
Electrical.MultiPhase.Basic.	
Conductor	Changed wrong type of parameter G from Slunits.Resistance to Slunits.Conductance.
Electrical.MultiPhase.Interfaces.	
Plug	Made used "pin" connectors non-graphical (otherwise, there are difficulties to connect to Plug).
Electrical.MultiPhase.Sources.	
SineCurrent	Changed wrong type of parameter offset from Slunits.Voltage to Slunits.Current.
Mechanics.MultiBody.Examples.Loops.	
EngineV6	Corrected wrong crankAngleOffset of some cylinders and improved the example.
Mechanics.MultiBody.Examples.Loops.Utilities.	
GasForce	Wrong units corrected: "SlunitsPosition x,y" to "Real x,y"; "Slunits.Pressure press" to "Slunits.Conversions.NonSlunits.Pressure_bar"
GasForce2	Wrong unit corrected: "Slunits.Position x" to "Real x".

EngineV6_analytic	Corrected wrong crankAngleOffset of some cylinders.
Mechanics.MultiBody.Interfaces.	
PartialLineForce	Corrected wrong unit: "Slunits.Position eRod_a" to "Real eRod_a";
FlangeWithBearingAdaptor	If includeBearingConnector = false, connector "fr" + "ame" was not removed. As long as the connecting element to "frame" determines the non-flow variables, this is fine. In the corrected version, "frame" is conditionally removed in this case.
Mechanics.MultiBody.Forces.	
ForceAndTorque	Corrected wrong unit: "Slunits.Force t_b_0" to "Slunits.Torque t_b_0".
LineForceWithTwoMasses	Corrected wrong unit: "Slunits.Position e_rel_0" to "Real e_rel_0".
Mechanics.MultiBody.Frames.	
axisRotation	Corrected wrong unit: "Slunits.Angle der_angle" to "Slunits.AngularVelocity der_angle".
Mechanics.MultiBody.Joints.Assemblies.	
JointUSP JointSSP	Corrected wrong unit: "Slunits.Position aux" to "Real"
Mechanics.MultiBody.Sensors.	
AbsoluteSensor	Corrected wrong units: "Slunits.Acceleration angles" to "Slunits.Angle angles" and "Slunits.Velocity w_abs_0" to "Slunits.AngularVelocity w_abs_0"
RelativeSensor	Corrected wrong units: "Slunits.Acceleration angles" to "Slunits.Angle angles"
Distance	Corrected wrong units: "Slunits.Length L2" to "Slunits.Area L2" and "Slunits.Length s_small2" to "Slunits.Area s_small2"
Mechanics.MultiBody.Visualizers.Advanced.	
Shape	Changed "MultiBody.Types.Color color" to "Real color[3]", since "Types.Color" is "Integer color[3]" and there have been backward compatibility problems with models using "color" before it was changed to "Types.Color".
Mechanics.Rotational.Interfaces.	
FrictionBase	Rewrote equations with new variables "unitAngularAcceleration" and "unitTorque" in order that the equations are correct with respect to units (previously, variable "s" can be both a torque and an angular acceleration and this lead to unit incompatibilities)
Mechanics.Rotational.	
OneWayClutch LossyGear	Rewrote equations with new variables "unitAngularAcceleration" and "unitTorque" in order that the equations are correct with respect to units (previously, variable "s" can be both a torque and an angular acceleration and this lead to unit incompatibilities)
Mechanics.Translational.Interfaces.	
FrictionBase	Rewrote equations with new variables "unitAngularAcceleration" and "unitTorque" in order that the equations are correct with respect to units (previously, variable "s" can be both a torque and an angular acceleration and this lead to unit incompatibilities)
Mechanics.Translational.	
Speed	Corrected unit of v_ref from Slunits.Position to Slunits.Velocity
Media.Examples.Tests.Components.	
PartialTestModel PartialTestModel2	Corrected unit of h_start from "Slunits.Density" to "Slunits.SpecificEnthalpy"
Media.Examples.SolveOneNonlinearEquation.	
Inverse_sh_T	Rewrote equations so that dimensional (unit) analysis is correct"

InverseIncompressible_sh_T Inverse_sh_TX	
Media.Incompressible.Examples.	
TestGlycol	Rewrote equations so that dimensional (unit) analysis is correct"
Media.Interfaces.PartialTwoPhaseMedium.	
dBubbleDensity_dPressure dDewDensity_dPressure	Changed wrong type of ddldp from "DerDensityByEnthalpy" to "DerDensityByPressure".
Media.Common.ThermoFluidSpecial.	
ThermoProperties	Changed wrong units: "Slunits.DerEnergyByPressure dupT" to "Real dupT" and "Slunits.DerEnergyByDensity dudT" to "Real dudT"
ThermoProperties_ph	Changed wrong unit from "Slunits.DerEnergyByPressure duph" to "Real duph"
ThermoProperties_pT	Changed wrong unit from "Slunits.DerEnergyByPressure dupT" to "Real dupT"
ThermoProperties_dT	Changed wrong unit from "Slunits.DerEnergyByDensity dudT" to "Real dudT"
Media.IdealGases.Common.SingleGasNasa.	
cp_Tlow_der	Changed wrong unit from "Slunits.Temperature dT" to "Real dT".
Media.Water.IF97_Uilities.BaselF97.Basic.	
p1_hs h2ab_s p2a_hs p2b_hs p2c_hs h3ab_p T3a_ph T3b_ph v3a_ph v3b_ph T3a_ps T3b_ps v3a_ps v3b_ps	Changed wrong unit of variables h/hstar, s, sstar from "Slunits.Enthalpy" to "Slunits.SpecificEnthalpy", "Slunits.SpecificEntropy", "Slunits.SpecificEntropy"
Media.Water.IF97_Uilities.BaselF97.Transport.	
cond_dTp	Changed wrong unit of TREL, rhoREL, lambdaREL from "Slunits.Temperature", "Slunit.Density", "Slunits.ThermalConductivity" to "Real".
Media.Water.IF97_Uilities.BaselF97.Inverses.	
tofps5 tofpst5	Changed wrong unit of pros from "Slunits.SpecificEnthalpy" to "Slunits.SpecificEntropy".
Media.Water.IF97_Uilities.	
waterBaseProp_ph	Improved calculation at the limits of the validity.
Thermal.	
FluidHeatFlow HeatTransfer	Corrected wrong unit "Slunits.Temperature" of difference temperature variables with "Slunits.TemperatureDifference".

Modelica.UsersGuide.ReleaseNotes.Version_2_2_1

Version 2.2.1 is backward compatible to version 2.2.

In this version, **no** new libraries have been added. The following major improvements have been made:



- The **Documentation** of the Modelica standard library was considerably improved:
In Dymola 6, the new feature was introduced to automatically add tables for class content and component interface definitions (parameters and connectors) to the info layer. For this reason, the corresponding (partial) tables previously present in the Modelica Standard Library have been removed. The new feature of Dymola 6 has the significant advantage that all tables are now guaranteed to be up-to-date.
Additionally, the documentation has been improved by adding appropriate description texts to parameters, connector instances, function input and output arguments etc., in order that the automatically generated tables do not have empty entries. Also new User's Guides for sublibraries Rotational and Slunits have been added and the User's Guide on top level (Modelica.UsersGuide) has been improved.
- Initialization options have been added to the Modelica.Blocks.**Continuous** blocks (NoInit, SteadyState, InitialState, InitialOutput). If InitialOutput is selected, the block output is provided as initial condition. The states of the block are then initialized as close as possible to steady state. Furthermore, the Continuous.LimPID block has been significantly improved and much better documented.
- The Modelica.**Media** library has been significantly improved:
New functions setState_pTX, setState_phX, setState_psX, setState_dTX have been added to PartialMedium to compute the independent medium variables (= state of medium) from p,T,X, or from p,h,X or from p,s,X or from d,T,X. Then functions are provided for all interesting medium variables to compute them from its medium state. All these functions are implemented in a robust way for all media (with a few exceptions, if the generic function does not make sense for a particular medium).

The following **new components** have been added to **existing** libraries:

Modelica.Blocks.Examples.	
PID_Controller	Example to demonstrate the usage of the Blocks.Continuous.LimPID block.
Modelica.Blocks.Math.	
UnitConversions.*	New package that provides blocks for unit conversions. UnitConversions.ConvertAllBlocks allows to select all available conversions from a menu.
Modelica.Electrical.Machines.BasicMachines.SynchronousInductionMachines.	
SM_ElectricalExcitedDamperCage	Electrical excited synchronous induction machine with damper cage
Modelica.Electrical.Machines.BasicMachines.Components.	
ElectricalExcitation	Electrical excitation for electrical excited synchronous induction machines
DamperCage	Unsymmetrical damper cage for electrical excited synchronous induction machines. At least the user has to specify the dampers resistance and stray inductance in d-axis; if he omits the parameters of the q-axis, the same values as for the d.axis are used, assuming a symmetrical damper.
Modelica.Electrical.Machines.Examples.	
SMEE_Gen	Test example 7: ElectricalExcitedSynchronousInductionMachine as Generator
Utilities.TerminalBox	Terminal box for three-phase induction machines to choose either star (wye) ? or delta ? connection
Modelica.Math.Matrices.	
equalityLeastSquares	Solve a linear equality constrained least squares problem: $\min \ A \cdot x - a\ ^2$ subject to $B \cdot x = b$
Modelica.Mechanics.MultiBody.	
Parts.PointMass	Point mass, i.e., body where inertia tensor is neglected.

Interfaces.FlangeWithBearing	Connector consisting of 1-dim. rotational flange and its 3-dim. bearing frame.
Interfaces.FlangeWithBearingAdaptor	Adaptor to allow direct connections to the sub-connectors of FlangeWithBearing.
Types.SpecularCoefficient	New type to define a specular coefficient.
Types.ShapeExtra	New type to define the extra data for visual shape objects and to have a central place for the documentation of this data.
Modelica.Mechanics.MultiBody.Examples.Elementary	
PointGravityWithPointMasses	Example of two point masses in a central gravity field.
Modelica.Mechanics.Rotational.	
UsersGuide	A User's Guide has been added by using the documentation previously present in the package documentation of Rotational.
Sensors.PowerSensor	New component to measure the energy flow between two connectors of the Rotational library.
Modelica.Mechanics.Translational.	
Speed	New component to move a translational flange according to a reference speed
Modelica.Media.Interfaces.PartialMedium.	
specificEnthalpy_pTX	New function to compute specific enthalpy from pressure, temperature and mass fractions.
temperature_phX	New function to compute temperature from pressure, specific enthalpy, and mass fractions.
Modelica.Icons.	
SignalBus	Icon for signal bus
SignalSubBus	Icon for signal sub-bus
Modelica.SIunits.	
UsersGuide	A User's Guide has been added that describes unit handling.
Resistance Conductance	Attribute 'min=0' removed from these types.
Modelica.Thermal.FluidHeatFlow.	
Components.Valve	Simple controlled valve with either linear or exponential characteristic.
Sources.IdealPump	Simple ideal pump (resp. fan) dependent on the shaft's speed; pressure increase versus volume flow is defined as a linear function. Torque * Speed = Pressure increase * Volume flow (without losses).
Examples.PumpAndValve	Test example for valves.
Examples.PumpDropOut	Drop out of 1 pump to test behavior of semiLinear.
Examples.ParallelPumpDropOut	Drop out of 2 parallel pumps to test behavior of semiLinear.
Examples.OneMass	Cooling of 1 hot mass to test behavior of semiLinear.
Examples.TwoMass	Cooling of 2 hot masses to test behavior of semiLinear.

The following **components** have been improved:

Modelica.	
UsersGuide	User's Guide and package description of Modelica Standard Library improved.
Modelica.Blocks.Interfaces.	
RealInput BooleanInput IntegerInput	When dragging one of these connectors the width and height is a factor of 2 larger as a standard icon. Previously, these connectors have been dragged and then manually enlarged by a factor of 2 in the

	Modelica standard library.
Modelica.Blocks.	
Continuous.*	Initialization options added to all blocks (NoInit, SteadyState, InitialState, InitialOutput). New parameter limitsAtInit to switch off the limits of LimIntegrator or LimPID during initialization
Continuous.LimPID	Option to select P, PI, PD, PID controller. Documentation significantly improved.
Nonlinear.Limiter Nonlinear.VariableLimiter Nonlinear.Deadzone	New parameter limitsAtInit/deadZoneAtInit to switch off the limits or the dead zone during initialization
Modelica.Electrical.Analog.	
Sources	Icon improved (+/- added to voltage sources, arrow added to current sources).
Modelica.Electrical.Analog.Semiconductors.	
Diode	smooth() operator included to improve numerics.
Modelica.Electrical.Machines.BasicMachines.SynchronousInductionMachines.	
SM_PermanentMagnetDamperCage SM_ElectricalExcitedDamperCage SM_ReluctanceRotorDamperCage	The user can choose "DamperCage = false" (default: true) to remove all equations for the damper cage from the model.
Modelica.Electrical.Machines.BasicMachines.AsynchronousInductionMachines.	
AIM_SlipRing	Easier parameterization: if the user selects "useTrunsRatio = false" (default: true, this is the same behavior as before), parameter TurnsRatio is calculated internally from Nominal stator voltage and Locked-rotor voltage.
Modelica.Math.Matrices.	
leastSquares	The A matrix in the least squares problem might be rank deficient. Previously, it was required that A has full rank.
Modelica.Mechanics.MultiBody.	
all models	<ul style="list-style-type: none"> All components with animation information have a new variable specularCoefficient to define the reflection of ambient light. The default value is world.defaultSpecularCoefficient which has a default of 0.7. By changing world.defaultSpecularCoefficient, the specularCoefficient of all components is changed that are not explicitly set differently. Since specularCoefficient is a variable (and no parameter), it can be changed during simulation. Since annotation(Dialog) is set, this variable still appears in the parameter menus. Previously, a constant specularCoefficient of 0.7 was used for all components. Variable color of all components is no longer a parameter but an input variable. Also all parameters in package Visualizers, with the exception of shapeType are no longer parameters but defined as input variables with annotation(Dialog). As a result, all these variables appear still in parameter menus, but they can be changed during simulation (e.g., color might be used to display the temperature of a part). All menus have been changed to follow the Modelica 2.2 annotations "Dialog, group, tab, enable" (previously, a non-standard Dymola definition for menus was used). Also, the "enable" annotation is used in all menus to disable input fields if the input would be ignored.

	<ul style="list-style-type: none"> All visual shapes are now defined with conditional declarations (to remove them, if animation is switched off). Previously, these (protected) objects have been defined by arrays with dimension 0 or 1.
Frames.resolveRelative	The derivative of this function added as function and defined via an annotation. In certain situations, tools had previously difficulties to differentiate the inlined function automatically.
Forces.*	The scaling factors N_to_m and Nm_to_m have no longer a default value of 1000 but a default value of world.defaultN_to_m (=1000) and world.defaultNm_to_m (=1000). This allows to change the scaling factors for all forces and torques in the world object.
Interfaces.Frame.a Interfaces.Frame.b Interfaces.Frame_resolve	The Frame connectors are now centered around the origin to ease the usage. The shape was changed, such that the icon is a factor of 1.6 larger as a standard icon (previously, the icon had a standard size when dragged and then the icon was manually enlarged by a factor of 1.5 in the y-direction in the MultiBody library; the height of 16 allows easy positioning on the standard grid size of 2). The double line width of the border in icon and diagram layer was changed to a single line width and when making a connection the connection line is dark grey and no longer black which looks better.
Joints.Assemblies.*	When dragging an assembly joint, the icon is a factor of 2 larger as a standard icon. Icon texts and connectors have a standard size in this enlarged icon (and are not a factor of 2 larger as previously).
Types.*	All types have a corresponding icon now to visualize the content in the package browser (previously, the types did not have an icon).
Modelica.Mechanics.Rotational.	
Inertia	Initialization and state selection added.
SpringDamper	Initialization and state selection added.
Move	New implementation based solely on Modelica 2.2 language (previously, the Dymola specific constrain(..) function was used).
Modelica.Mechanics.Translational.	
Move	New implementation based solely on Modelica 2.2 language (previously, the Dymola specific constrain(..) function was used).
Modelica.Thermal.FluidHeatFlow.Interfaces.Partial.	
SimpleFriction	Calculates friction losses from pressure drop and volume flow.
Modelica.Thermal.FluidHeatFlow.Components.	
IsolatedPipe HeatedPipe	Added geodetic height as a source of pressure change; feeds friction losses as calculated by simple friction to the energy balance of the medium.
Modelica.Media.Interfaces.PartialMedium.FluidConstants.	
HCRIT0	Critical specific enthalpy of the fundamental equation (base formulation of the fluid medium model).
SCRIT0	Critical specific entropy of the fundamental equation (base formulation of the fluid medium model).
deltah	Enthalpy offset (default: 0) between the specific enthalpy of the fluid model and the user-visible specific enthalpy in the model: deltah = h_model - h_fundamentalEquation.
deltas	Entropy offset (default: 0) between the specific entropy of the fluid model and the user-visible specific entropy in the model: deltas = s_model - s_fundamentalEquation.

T_default	Default value for temperature of medium (for initialization)
h_default	Default value for specific enthalpy of medium (for initialization)
p_default	Default value for pressure of medium (for initialization)
X_default	Default value for mass fractions of medium (for initialization)

The following **errors** have been fixed:

Modelica.Blocks.Tables.	
CombiTable1D CombiTable1Ds CombiTable2D	Parameter "tableOnFile" determines now whether a table is read from file or used from parameter "table". Previously, if "fileName" was not "NoName", a table was always read from file "fileName", independently of the setting of "tableOnFile". This has been corrected. Furthermore, the initialization of a table is now performed in a when-clause and no longer in a parameter declaration, because some tools evaluate the parameter declaration in some situation more than once and then the table is unnecessarily read several times (and occupies also more memory).
Modelica.Blocks.Sources.	
CombiTimeTable	Same bug fix/improvement as for the tables from Modelica.Blocks.Tables as outlined above.
Modelica.Electrical.Analog.Semiconductors.	
PMOS NMOS HeatingPMOS HeatingNMOS	The Drain-Source-Resistance RDS had actually a resistance of RDS/v , with $v = \beta \cdot (W + dW) / (L + dL)$. The correct formula is without the division by "v". This has now been corrected. This bug fix should not have an essential effect in most applications. In the default case ($\beta = 1e-5$), the Drain-Source-Resistance was a factor of $1e5$ too large and had in the default case the wrong value $1e12$, although it should have the value $1e7$. The effect was that this resistance had practically no effect.
Modelica.Media.IdealGases.Common.SingleGasNasa.	
dynamicViscosityLowPressure	Viscosity and thermal conductivity (which needs viscosity as input) were computed wrong for polar gases and gas mixtures (i.e. if dipole moment not 0.0). This has been fixed in version 2.2.1.
Modelica.Utilities.Streams.	
readLine	Depending on the C-implementation, the stream was not correctly closed. This has been corrected by adding a "Streams.close(..)" after reading the file content.

Modelica.UsersGuide.ReleaseNotes.Version_2_2

Version 2.2 is backward compatible to version 2.1.

The following **new libraries** have been added:

Modelica.Media	Property models of liquids and gases, especially <ul style="list-style-type: none"> • 1241 detailed gas models, • moist air, • high precision water model (according to IAPWS/IF97 standard), • incompressible media defined by tables (cp(T), rho(t), eta(T), etc. are defined by tables). <p>The user can conveniently define mixtures of gases between the 1241 gas models. The models are designed to</p>
-----------------------	---



	<p>work well in dynamic simulations. They are based on a new standard interface for media with single and multiple substances and one or multiple phases with the following features:</p> <ul style="list-style-type: none"> The independent variables of a medium model do not influence the definition of a fluid connector port or how the balance equations have to be implemented. Used independent variables: "p,T", "p,T,X", "p,h", "d,T". Optional variables, e.g., dynamic viscosity, are only computed if needed. The medium models are implemented with regards to efficient dynamic simulation.
Modelica.Thermal.FluidHeatFlow	<p>Simple components for 1-dim., incompressible thermo-fluid flow to model coolant flows, e.g., of electrical machines. Components can be connected arbitrarily together (= ideal mixing at connection points) and fluid may reverse direction of flow.</p>

The following **changes** have been performed in the **Modelica.Mechanics.MultiBody** library:

- Component MultiBody.World has a new parameter **driveTrainMechanics3D**. If set to **true**, 3D mechanical effects of MultiBody.Parts.Mounting1D/Rotor1D/BevelGear1D are taken into account. If set to **false** (= default), 3D mechanical effects in these elements are not taken into account and the frame connectors to connect to 3D parts are disabled (all connections to such a disabled connector are also disabled, due to the new feature of conditional declarations in Modelica language 2.2)
- All references to "MultiBody.xxx" have been changed to "Modelica.Mechanics.MultiBodys.xxx" in order that after copying of a component outside of the Modelica library, the references still remain valid.

Modelica.UsersGuide.ReleaseNotes.Version_2_1

This is a major change with respect to previous versions of the Modelica Standard Library, because **many new libraries** and components are included and because the input/output blocks (Modelica.Blocks) have been considerably simplified:



- An input/output connector is defined **without** a hierarchy (this is possible due to new features of the Modelica language). For example, the input signal of a block "FirstOrder" was previously accessed as "FirstOrder.inPort.signal[1]". Now it is accessed as "FirstOrder.u". This simplifies the understanding and usage especially for beginners.
- De-vectorized the **Modelica.Blocks** library. All blocks in the Modelica.Blocks library are now scalar blocks. As a result, the parameters of the Blocks are scalars and no vectors any more. For example, a parameter "amplitude" that might had a value of "{1}" previously, has now a value of "1". This simplifies the understanding and usage especially for beginners.
If a vector of blocks is needed, this can be easily accomplished by adding a dimension to the instance. For example "Constant const[3](k={1,2,3})" defines three Constant blocks. An additional advantage of the new approach is that the implementation of Modelica.Blocks is much simpler and is easier to understand.

The discussed changes of Modelica.Blocks are not backward compatible. A script to **automatically** convert models to this new version is provided. There might be rare cases, where this script does not convert. In this case models have to be manually converted. In any case you should make a back-up copy of your model before automatic conversion is performed.

The following **new libraries** have been added:

Modelica.Electrical.Digital	Digital electrical components based on 2-,3-,4-, and 9-valued logic according to the VHDL standard
Modelica.Electrical.Machines	Asynchronous, synchronous and DC motor and generator models
Modelica.Math.Matrices	Functions operating on matrices such as solve() ($A \cdot x = b$), leastSquares(), norm(), LU(), QR(), eigenValues(), singularValues(), exp(), ...
Modelica.StateGraph	Modeling of discrete event and reactive systems in a convenient way using hierarchical state machines and Modelica as action language . It is based on JGraphChart and Grafcet and has a similar modeling power as StateCharts. It avoids deficiencies of usually used action languages. This library makes the ModelicaAdditions.PetriNets library obsolete.
Modelica.Utilities.Files	Functions to operate on files and directories (copy, move, remove files etc.)
Modelica.Utilities.Streams	Read from files and write to files (print, readLine, readFile, error, ...)
Modelica.Utilities.Strings	Operations on strings (substring, find, replace, sort, scanToken, ...)
Modelica.Utilities.System	Get/set current directory, get/set environment variable, execute shell command, etc.

The following existing libraries outside of the Modelica standard library have been improved and added as **new libraries** (models using the previous libraries are automatically converted to the new sublibraries inside package Modelica):

Modelica.Blocks.Discrete	Discrete input/output blocks with fixed sample period (from ModelicaAdditions.Blocks.Discrete)
Modelica.Blocks.Logical	Logical components with Boolean input and output signals (from ModelicaAdditions.Blocks.Logical)
Modelica.Blocks.Nonlinear	Discontinuous or non-differentiable algebraic control blocks such as variable limiter, fixed, variable and Pade delay etc. (from ModelicaAdditions.Blocks.Nonlinear)
Modelica.Blocks.Routing	Blocks to combine and extract signals, such as multiplexer (from ModelicaAdditions.Blocks.Multiplexer)
Modelica.Blocks.Tables	One and two-dimensional interpolation in tables. CombiTimeTable is available in Modelica.Blocks.Sources (from ModelicaAdditions.Tables)
Modelica.Mechanics.MultiBody	Components to model the movement of 3-dimensional mechanical systems. Contains body, joint, force and sensor components, analytic handling of kinematic loops, force elements with mass, series/parallel connection of 3D force elements etc. (from MultiBody 1.0 where the new signal connectors are used; makes the ModelicaAdditions.MultiBody library obsolete)

As a result, the ModelicaAdditions library is obsolete, because all components are either included in the Modelica library or are replaced by much more powerful libraries (MultiBody, StateGraph).

The following **new components** have been added to **existing** libraries.

Modelica.Blocks.Logical.	
Pre	$y = \text{pre}(u)$: Breaks algebraic loops by an infinitesimal small time delay (event iteration continues until $u = \text{pre}(u)$)
Edge	$y = \text{edge}(u)$: Output y is true, if the input u has a rising edge
FallingEdge	$y = \text{edge}(\text{not } u)$: Output y is true, if the input u has a falling edge
Change	$y = \text{change}(u)$: Output y is true, if the input u has a rising or falling edge
GreaterEqual	Output y is true, if input u1 is greater or equal as input u2

Less	Output y is true, if input u1 is less as input u2
LessEqual	Output y is true, if input u1 is less or equal as input u2
Timer	Timer measuring the time from the time instant where the Boolean input became true
Modelica.Blocks.Math.	
BooleanToReal	Convert Boolean to Real signal
BooleanToInteger	Convert Boolean to Integer signal
RealToBoolean	Convert Real to Boolean signal
IntegerToBoolean	Convert Integer to Boolean signal
Modelica.Blocks.Sources.	
RealExpression	Set output signal to a time varying Real expression
IntegerExpression	Set output signal to a time varying Integer expression
BooleanExpression	Set output signal to a time varying Boolean expression
BooleanTable	Generate a Boolean output signal based on a vector of time instants
Modelica.Mechanics.MultiBody.	
Frames.from_T2	Return orientation object R from transformation matrix T and its derivative der(T)
Modelica.Mechanics.Rotational.	
LinearSpeedDependentTorque	Linear dependency of torque versus speed (acts as load torque)
QuadraticSpeedDependentTorque	Quadratic dependency of torque versus speed (acts as load torque)
ConstantTorque	Constant torque, not dependent on speed (acts as load torque)
ConstantSpeed	Constant speed, not dependent on torque (acts as load torque)
TorqueStep	Constant torque, not dependent on speed (acts as load torque)

The following **bugs** have been **corrected**:

Modelica.Mechanics.MultiBody.Forces.	
LineForceWithMass Spring	If mass of the line force or spring component is not zero, the mass was (implicitly) treated as "mass*mass" instead of as "mass"
Modelica.Mechanics.Rotational.	
Speed	If parameter exact= false , the filter was wrong (position was filtered and not the speed input signal)

Other changes:

- All connectors are now smaller in the diagram layer. This gives a nicer layout when connectors and components are used together in a diagram
- Default instance names are defined for all connectors, according to a new annotation introduced in Modelica 2.1. For example, when dragging connector "Flange_a" from the Rotational library to the diagram layer, the default connector instance name is "flange_a" and not "Flange_a1".
- The Modelica.Mechanics.Rotational connectors are changed from a square to a circle
- The Modelica.Mechanics.Translational connectors are changed from a green to a dark green color in order that connection lines can be better seen, especially when printed.
- The Modelica.Blocks connectors for Real signals are changed from blue to dark blue in order to distinguish them from electrical signals.

Modelica.UsersGuide.ReleaseNotes.Version_1_6

Added 1 new library (Electrical.MultiPhase), 17 new components, improved 3 existing components in the Modelica.Electrical library and improved 3 types in the Modelica.Slunits library. Furthermore, this User's Guide has been started. The improvements in more detail:



New components

Modelica.Electrical.Analog.Basic.	
SaturatingInductor	Simple model of an inductor with saturation
VariableResistor	Ideal linear electrical resistor with variable resistance
VariableConductor	Ideal linear electrical conductor with variable conductance
VariableCapacitor	Ideal linear electrical capacitor with variable capacitance
VariableInductor	Ideal linear electrical inductor with variable inductance
Modelica.Electrical.Analog.Semiconductors.	
HeadingDiode	Simple diode with heating port
HeadingNMOS	Simple MOS Transistor with heating port
HeadingPMOS	Simple PMOS Transistor with heating port
HeadingNPN	Simple NPN BJT according to Ebers-Moll with heating port
HeadingPNP	Simple PNP BJT according to Ebers-Moll with heating port
Modelica.Electrical.MultiPhase	
A new library for multi-phase electrical circuits	

New examples

The following new examples have been added to Modelica.Electrical.Analog.Examples:

CharacteristicThyristors, CharacteristicIdealDiodes, HeatingNPN_OrGate, HeatingMOSInverter, HeatingRectifier, Rectifier, ShowSaturatingInductor ShowVariableResistor

Improved existing components

In the library Modelica.Electrical.Analog.Ideal, a knee voltage has been introduced for the components IdealThyristor, IdealGTOThyristor, IdealDiode in order that the approximation of these ideal elements is improved with not much computational effort.

In the Modelica.SIunits library, the following changes have been made:

Inductance	min=0 removed
SelfInductance	min=0 added
ThermodynamicTemperature	min=0 added

Modelica.UsersGuide.ReleaseNotes.Version_1_5

Added 55 new components. In particular, added new package **Thermal.HeatTransfer** for modeling of lumped heat transfer, added model **LossyGear** in Mechanics.Rotational to model gear efficiency and bearing friction according to a new theory in a robust way, added 10 new models in Electrical.Analog and added several other new models and improved existing models.

**New components**

Modelica.Blocks.	
Continuous.Der	Derivative of input (= analytic differentiations)
Examples	Demonstration examples of the components of this package
Nonlinear.VariableLimiter	Limit the range of a signal with variable limits
Modelica.Blocks.Interfaces.	
RealPort	Real port (both input/output possible)
IntegerPort	Integer port (both input/output possible)
BooleanPort	Boolean port (both input/output possible)

SIMO	Single Input Multiple Output continuous control block
IntegerBlockIcon	Basic graphical layout of Integer block
IntegerMO	Multiple Integer Output continuous control block
IntegerSignalSource	Base class for continuous Integer signal source
IntegerMIBooleanMOs	Multiple Integer Input Multiple Boolean Output continuous control block with same number of inputs and outputs
BooleanMIMOs	Multiple Input Multiple Output continuous control block with same number of inputs and outputs of boolean type
BusAdaptors	Components to send signals to the bus or receive signals from the bus
Modelica.Blocks.Math.	
RealToInteger	Convert real to integer signals
IntegerToReal	Convert integer to real signals
Max	Pass through the largest signal
Min	Pass through the smallest signal
Edge	Indicates rising edge of boolean signal
BooleanChange	Indicates boolean signal changing
IntegerChange	Indicates integer signal changing
Modelica.Blocks.Sources.	
IntegerConstant	Generate constant signals of type Integer
IntegerStep	Generate step signals of type Integer
Modelica.Electrical.Analog.Basic.	
HeatingResistor	Temperature dependent electrical resistor
OpAmp	Simple nonideal model of an OpAmp with limitation
Modelica.Electrical.Analog.Ideal.	
IdealCommutingSwitch	Ideal commuting switch
IdealIntermediateSwitch	Ideal intermediate switch
ControlledIdealCommutingSwitch	Controlled ideal commuting switch
ControlledIdealIntermediateSwitch	Controlled ideal intermediate switch
IdealOpAmpLimited	Ideal operational amplifier with limitation
IdealOpeningSwitch	Ideal opener
IdealClosingSwitch	Ideal closer
ControlledIdealOpeningSwitch	Controlled ideal opener
ControlledIdealClosingSwitch	Controlled ideal closer
Modelica.Electrical.Analog.Lines.	
TLine1	Lossless transmission line (Z0, TD)
TLine2	Lossless transmission line (Z0, F, NL)
TLine2	Lossless transmission line (Z0, F)
Modelica.Icons.	
Function	Icon for a function
Record	Icon for a record
Enumeration	Icon for an enumeration
Modelica.Math.	
templInterpol2	temporary routine for vectorized linear interpolation (will be removed)
Modelica.Mechanics.Rotational.	
Examples.LossyGearDemo1	Example to show that gear efficiency may lead to stuck motion

Examples.LossyGearDemo2	Example to show combination of LossyGear and BearingFriction
LossyGear	Gear with mesh efficiency and bearing friction (stuck/rolling possible)
Gear2	Realistic model of a gearbox (based on LossyGear)
Modelica.Slunits.	
Conversions	Conversion functions to/from non SI units and type definitions of non SI units
EnergyFlowRate	Same definition as <i>Power</i>
EnthalpyFlowRate	Real (final quantity="EnthalpyFlowRate", final unit="W")
Modelica.	
Thermal.HeatTransfer	1-dimensional heat transfer with lumped elements
ModelicaAdditions.Blocks.Discrete.	
TriggeredSampler	Triggered sampling of continuous signals
TriggeredMax	Compute maximum, absolute value of continuous signal at trigger instants
ModelicaAdditions.Blocks.Logical.Interfaces.	
BooleanMIRealMOs	Multiple Boolean Input Multiple Real Output continuous control block with same number of inputs and outputs
RealMIBooleanMOs	Multiple Real Input Multiple Boolean Output continuous control block with same number of inputs and outputs
ModelicaAdditions.Blocks.Logical.	
TriggeredTrapezoid	Triggered trapezoid generator
Hysteresis	Transform Real to Boolean with Hysteresis
OnOffController	On-off controller
Compare	True, if signal of inPort1 is larger than signal of inPort2
ZeroCrossing	Trigger zero crossing of input signal
ModelicaAdditions.	
Blocks.Multiplexer.Extractor	Extract scalar signal out of signal vector dependent on IntegerRealInput index
Tables.CombiTable1Ds	Table look-up in one dimension (matrix/file) with only single input

Package-specific Changes

- All example models made **encapsulated**
- Upper case constants changed to lower case (cf. Modelica.Constants)
- Introduced Modelica.Slunits.Wavelength due to typo "Wavelenght"
- Introduced ModelicaAdditions.Blocks.Logical.Interfaces.Comparison due to typo "Comparision"
- Changed these components of *.Blocks to `block` class, which have not been already of block type
- Changed *.Interfaces.RelativeSensor to `partial` models

Class-specific Changes*Modelica.Slunits*

Removed `final` from quantity attribute for *Mass* and *MassFlowRate*.

Modelica.Blocks.Math.Sum

Implemented avoiding algorithm section, which would lead to expensive function calls.

Modelica.Blocks.Sources.Step

```
block Step "Generate step signals of type Real"
  parameter Real height[:]={1} "Heights of steps";
  // parameter Real offset[:]={0} "Offsets of output signals";
```

```
// parameter SIunits.Time startTime[]={0} "Output = offset for time <
startTime";
// extends Interfaces.MO          (final nout=max([size(height, 1);
size(offset, 1); size(startTime, 1)]));
  extends Interfaces.SignalSource(final nout=max([size(height, 1);
size(offset, 1); size(startTime, 1)]));
```

Modelica.Blocks.Sources.Exponentials

Replaced usage of built-in function `exp` by `Modelica.Math.exp`.

Modelica.Blocks.Sources.TimeTable

Interface definition changed from

```
parameter Real table[:, :]=[0, 0; 1, 1; 2, 4] "Table matrix (time = first
column)";
```

to

```
parameter Real table[:, 2]=[0, 0; 1, 1; 2, 4] "Table matrix (time = first
column)";
```

Did the same for subfunction *getInterpolationCoefficients*.

Bug in *getInterpolationCoefficients* for `startTime <> 0` fixed:

```
...
  end if;
end if;
// Take into account startTime "a*(time - startTime) + b"
b := b - a*startTime;
end getInterpolationCoefficients;
```

Modelica.Blocks.Sources.BooleanStep

```
block BooleanStep "Generate step signals of type Boolean"
  parameter SIunits.Time startTime[]={0} "Time instants of steps";
  parameter Boolean startValue[size(startTime, 1)]=fill(false, size(startTime,
1)) "Output before startTime";
  extends Interfaces.BooleanSignalSource(final nout=size(startTime, 1));
  equation
    for i in 1:nout loop
//    outPort.signal[i] = time >= startTime[i];
      outPort.signal[i] = if time >= startTime[i] then not startValue[i] else
startValue[i];
    end for;
  end BooleanStep;
```

Modelica.Electrical.Analog

Corrected table of values and default for Beta by dividing them by 1000 (consistent with the values used in the NAND-example model):

- Semiconductors.PMOS
- Semiconductors.NMOS

Corrected parameter defaults, unit and description for *TrapezoidCurrent*. This makes the parameters consistent with their use in the model. Models specifying parameter values are not changed. Models not specifying parameter values did not generate trapezoids previously.

Icon layer background changed from transparent to white:

- Basic.Gyrator
- Basic.EMF
- Ideal.Idle
- Ideal.Short

Basic.Transformer: Replaced invalid escape characters '\ ' and '[newline]' in documentation by '|'.

Modelica.Mechanics.Rotational

Removed arrows and names documentation from flanges in diagram layer

Modelica.Mechanics.Rotational.Interfaces.FrictionBase

Modelica.Mechanics.Rotational.Position

Replaced `reinit` by `initial` equation

Modelica.Mechanics.Rotational.RelativeStates

Bug corrected by using modifier `stateSelect = StateSelect.prefer` as implementation

Modelica.Mechanics.Translational.Interfaces.flange_b

Attribute `fillColor=7` added to Rectangle on Icon layer, i.e. it is now filled with white and not transparent any more.

Modelica.Mechanics.Translational.Position

Replaced `reinit` by `initial` equation

Modelica.Mechanics.Translational.RelativeStates

Bug corrected by using modifier `stateSelect = StateSelect.prefer` as implementation

Modelica.Mechanics.Translational.Stop

Use `stateSelect = StateSelect.prefer`.

Modelica.Mechanics.Translational.Examples.PreLoad

Improved documentation and coordinate system used for example.

ModelicaAdditions.Blocks.Nonlinear.PadeDelay

Replaced `reinit` by `initial` equation

ModelicaAdditions.HeatFlow1D.Interfaces

Definition of connectors *Surface_a* and *Surface_b*:

`flow SIunits.HeatFlux q;` changed to `flow SIunits.HeatFlowRate q;`

MultiBody.Parts.InertialSystem

Icon corrected.

Modelica.UsersGuide.ReleaseNotes.Version_1_4

- Several minor bugs fixed.
- New models:
 - Modelica.Blocks.Interfaces.IntegerRealInput/IntegerRealOutput,
 - Modelica.Blocks.Math.TwoInputs/TwoOutputs
 - Modelica.Electrical.Analog.Ideal.IdealOpAmp3Pin,
 - Modelica.Mechanics.Rotational.Move,
 - Modelica.Mechanics.Translational.Move.



Version 1.4.1beta1 (February 12, 2001)

Adapted to Modelica 1.4

Version 1.3.2beta2 (June 20, 2000)

- New subpackage Modelica.Mechanics.**Translational**

- Changes to Modelica.Mechanics.**Rotational**:

New elements:

IdealGearR2T	Ideal gear transforming rotational in translational motion.
--------------	---

Position	Forced movement of a flange with a reference angle given as input signal
----------	--

RelativeStates	Definition of relative state variables
----------------	--

- Changes to Modelica.**SIunits**:

Introduced new types:

type Temperature = ThermodynamicTemperature;

types DerDensityByEnthalpy, DerDensityByPressure, DerDensityByTemperature,

DerEnthalpyByPressure, DerEnergyByDensity, DerEnergyByPressure

Attribute "final" removed from min and max values in order that these values can still be changed to narrow the allowed range of values.

Quantity="Stress" removed from type "Stress", in order that a type "Stress" can be connected to a type "Pressure".

- Changes to Modelica.**Icons**:

New icons for motors and gearboxes.

- Changes to Modelica.**Blocks.Interfaces**:

Introduced a replaceable signal type into Blocks.Interfaces.RealInput/RealOutput:

```
replaceable type SignalType = Real
```

in order that the type of the signal of an input/output block can be changed to a physical type, for example:

```
Sine sin1(outPort(redeclare type SignalType=Modelica.SIunits.Torque))
```

Version 1.3.1 (Dec. 13, 1999)

First official release of the library.

Modelica.UsersGuide.ModelicaLicense

Redistribution and use in source and binary forms, with or without modification are permitted, provided that the following conditions are met:

1. The author and copyright notices in the source files, these license conditions and the disclaimer below are (a) retained and (b) reproduced in the documentation provided with the distribution.
2. Modifications of the original source files are allowed, provided that a prominent notice is inserted in each changed file and the accompanying documentation, stating how and when the file was modified, and provided that the conditions under (1) are met.
3. It is not allowed to charge a fee for the original version or a modified version of the software, besides a reasonable fee for distribution and support. Distribution in aggregate with other (possibly



commercial) programs as part of a larger (possibly commercial) software distribution is permitted, provided that it is not advertised as a product of your own.

Disclaimer

The software (sources, binaries, etc.) in their original or in a modified form are provided "as is" and the copyright holders assume no responsibility for its contents what so ever. Any express or implied warranties, including, but not limited to, the implied warranties of merchantability and fitness for a particular purpose are **disclaimed**. In no event shall the copyright holders, or any party who modify and/or redistribute the package, **be liable** for any direct, indirect, incidental, special, exemplary, or consequential damages, arising in any way out of the use of this software, even if advised of the possibility of such damage.

Modelica.UsersGuide.Contact

The development of the Modelica package is organized by

[Martin Otter](#)
Deutsches Zentrum für Luft und Raumfahrt e.V. (DLR)
Institut für Robotik und Mechatronik
Abteilung für Systemdynamik und Regelungstechnik
Postfach 1116
D-82230 Wessling
Germany
email: Martin.Otter@dlr.de



Since end of 2007, the development of the sublibraries of package Modelica is organized by personal and/or organizational **library officers** assigned by the Modelica Association. They are responsible for the maintenance and for the further organization of the development. Other persons may also contribute, but the final decision for library improvements and/or changes is performed by the responsible library officer(s). In order that a new sublibrary or a new version of a sublibrary is ready to be released, the responsible library officers report the changes to the members of the Modelica Association and the library is made available for beta testing to interested parties before a final decision. A new release of a sublibrary is formally decided by voting of the Modelica Association members.

The following library officers are currently assigned:

Sublibrary	Library officers
Blocks Constants	DLR Institute of Robotics and Mechatronics, Oberpfaffenhofen, Germany (Martin Otter)
Electrical.Analog, Electrical.Digital	Fraunhofer Institute for Integrated Circuits, Dresden, Germany (Christoph Clauss)
Electrical.Machines Electrical.MultiPhase	Anton Haumer, Consultant, St.Andrae-Woerden, Austria, and arsenal research, Vienna, Austria (Christian Kral)
Icons	Modelon AB, Lund, Sweden (Johan Andreasson)
Math	DLR Institute of Robotics and Mechatronics, Oberpfaffenhofen, Germany (Martin Otter)
Mechanics.MultiBody	DLR Institute of Robotics and Mechatronics, Oberpfaffenhofen, Germany (Martin Otter), Modelon AB, Lund, Sweden (Johan Andreasson)
Mechanics.Rotational	DLR Institute of Robotics and Mechatronics, Oberpfaffenhofen, Germany (Martin Otter) Anton Haumer, Consultant, St.Andrae-Woerden, Austria, arsenal research, Vienna, Austria (Christian Kral), Modelon AB, Lund, Sweden (Johan Andreasson)

Mechanics.Translational	Anton Haumer, Consultant, St.Andrae-Woerden, Austria, arsenal research, Vienna, Austria (Christian Kral), DLR Institute of Robotics and Mechatronics, Oberpfaffenhofen, Germany (Martin Otter) Modelon AB, Lund, Sweden (Johan Andreasson)
Media	Modelon AB, Lund, Sweden (Hubertus Tummescheit)
Slunits StateGraph	DLR Institute of Robotics and Mechatronics, Oberpfaffenhofen, Germany (Martin Otter)
Thermal.FluidHeatFlow Thermal.HeatTransfer	Anton Haumer, Consultant, St.Andrae-Woerden, Austria, and arsenal research, Vienna, Austria (Christian Kral)
Utilities	DLR Institute of Robotics and Mechatronics, Oberpfaffenhofen, Germany (Martin Otter) Dynasim AB, Lund, Sweden (Hans Olsson)

The following people have directly contributed to the implementation of the Modelica package (many more people have contributed to the design):

Peter Beater University of Paderborn, Germany	Modelica.Mechanics.Translational
Dag Brück Dynasim AB, Lund, Sweden	Modelica.Utilities
Francesco Casella Politecnico di Milano, Milano, Italy	Modelica.Media
Christoph Clauss Fraunhofer Institute for Integrated Circuits, Dresden, Germany	Modelica.Electrical.Analog Modelica.Electrical.Digital
Jonas Eborn Modelon AB, Lund, Sweden	Modelica.Media
Hilding Elmqvist Dynasim AB, Lund, Sweden	Modelica.Mechanics.MultiBody Modelica.Media Modelica.StateGraph Modelica.Utilities Conversion from 1.6 to 2.0
Rüdiger Franke ABB Corporate Research, Ladenburg, German	Modelica.Media
Anton Haumer Consultant, St.Andrae-Woerden, Austria	Modelica.Electrical.Machines Modelica.Electrical.Multiphase Modelica.Mechanics.Rotational Modelica.Mechanics.Translational Modelica.Thermal.FluidHeatFlow Modelica.Thermal.HeatTransfer Conversion from 1.6 to 2.0 Conversion from 2.2 to 3.0
Hans-Dieter Joos Institute of Robotics and Mechatronics DLR, German Aerospace Center, Oberpfaffenhofen, Germany	Modelica.Math.Matrices
Christian Kral arsenal research, Vienna, Austria	Modelica.Electrical.Machines Modelica.Thermal.FluidHeatFlow
Sven Erik Mattsson Dynasim AB, Lund, Sweden	Modelica.Mechanics.MultiBody
Hans Olsson Dynasim AB, Lund, Sweden	Modelica.Blocks Modelica.Math.Matrices Modelica.Utilities Conversion from 1.6 to 2.0 Conversion from 2.2 to 3.0
Martin Otter Institute of Robotics and Mechatronics DLR, German Aerospace Center, Oberpfaffenhofen, Germany	Modelica.Blocks Modelica.Mechanics.MultiBody Modelica.Mechanics.Rotational Modelica.Mechanics.Translational Modelica.Math

	Modelica.Media Modelica.SIunits Modelica.StateGraph Modelica.Thermal.HeatTransfer Modelica.Utilities ModelicaReference Conversion from 1.6 to 2.0 Conversion from 2.2 to 3.0
Katrin Pröhl Department of Technical Thermodynamics, Technical University Hamburg-Harburg, Germany	Modelica.Media
Christoph C. Richter Institut für Thermodynamik, Technische Universität Braunschweig, Germany	Modelica.Media
André Schneider Fraunhofer Institute for Integrated Circuits, Dresden, Germany	Modelica.Electrical.Analog Modelica.Electrical.Digital
Christian Schweiger Until 2006: Institute of Robotics and Mechatronics, DLR, German Aerospace Center, Oberpfaffenhofen, Germany	Modelica.Mechanics.Rotational ModelicaReference Conversion from 1.6 to 2.0
Michael Tiller Emmeskey, Inc., Dearborn, MI, U.S.A, (previously Ford Motor Company, Dearborn)	Modelica.Media Modelica.Thermal.HeatTransfer
Hubertus Tummescheit Modelon AB, Lund, Sweden	Modelica.Media Modelica.Thermal.HeatTransfer
Nico Walter Master thesis at HTWK Leipzig (Prof. R. Müller) and DLR Oberpfaffenhofen, Germany	Modelica.Math.Matrices

Modelica.Blocks

Library of basic input/output control blocks (continuous, discrete, logical, table blocks)

Information

This library contains input/output blocks to build up block diagrams.


Main Author:











[Martin Otter](#)
Deutsches Zentrum für Luft und Raumfahrt e. V. (DLR)
Oberpfaffenhofen
Postfach 1116
D-82230 Wessling
email: Martin.Otter@dlr.de

Copyright © 1998-2007, Modelica Association and DLR.

*This Modelica package is **free** software; it can be redistributed and/or modified under the terms of the **Modelica license**, see the license conditions and the accompanying [disclaimer here](#).*

Package Content

Name	Description
 Examples	Library of examples to demonstrate the usage of package Blocks

 Continuous	Library of continuous control blocks with internal states
 Discrete	Library of discrete input/output blocks with fixed sample period
 Interfaces	Library of connectors and partial models for input/output blocks
 Logical	Library of components with Boolean input and output signals
 Math	Library of mathematical functions as input/output blocks
 Nonlinear	Library of discontinuous or non-differentiable algebraic control blocks
 Routing	Library of blocks to combine and extract signals
 Sources	Library of signal source blocks generating Real and Boolean signals
 Tables	Library of blocks to interpolate in one and two-dimensional tables
 Types	Library of constants and types with choices, especially to build menus







Modelica.Blocks.Examples

Library of examples to demonstrate the usage of package Blocks

Information

This package contains example models to demonstrate the usage of package blocks.

Package Content

Name	Description
 PID_Controller	Demonstrates the usage of a Continuous.LimPID controller
 InverseModel	Demonstrates the construction of an inverse model
 ShowLogicalSources	Demonstrates the usage of logical sources together with their diagram animation
 LogicalNetwork1	Demonstrates the usage of logical blocks
 BusUsage	Demonstrates the usage of a signal bus
 BusUsage_Uilities	Utility models and connectors for example Modelica.Blocks.Examples.BusUsage

Modelica.Blocks.Examples.PID_Controller

Demonstrates the usage of a Continuous.LimPID controller



Information

This is a simple drive train controlled by a PID controller:

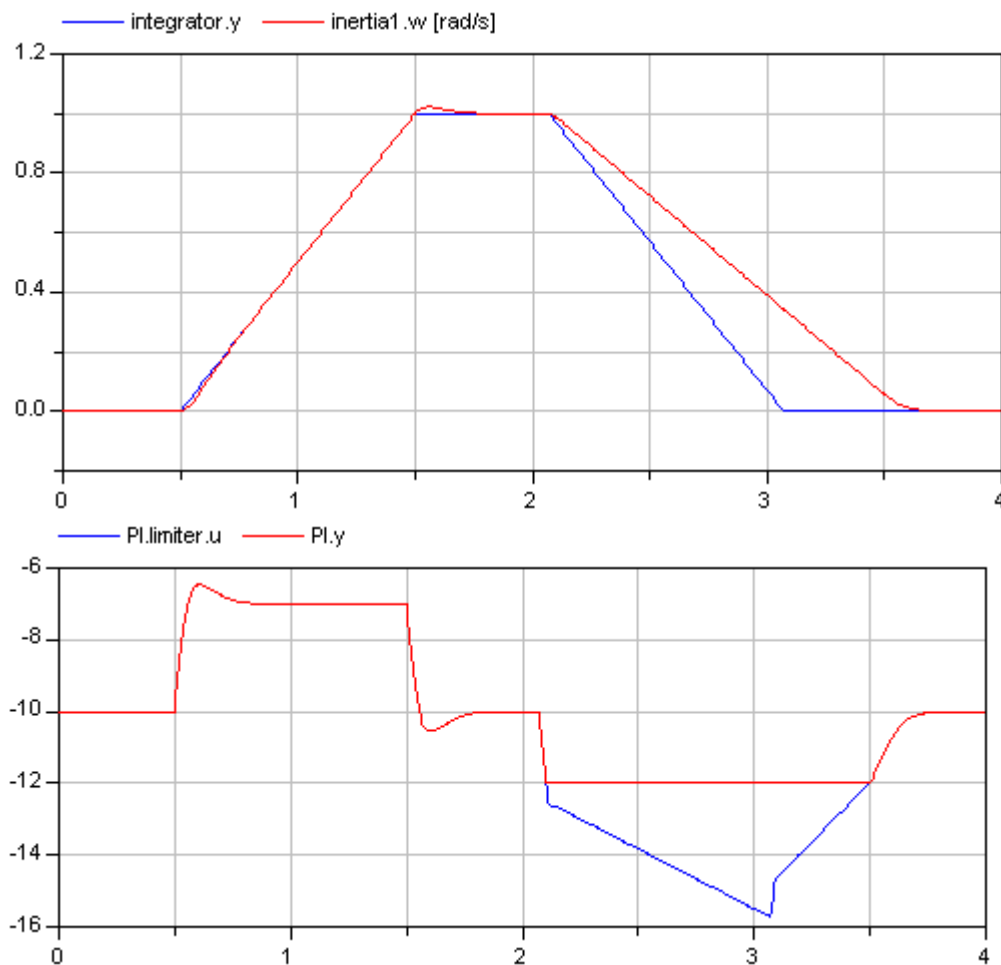
- The two blocks "kinematic_PTP" and "integrator" are used to generate the reference speed (= constant acceleration phase, constant speed phase, constant deceleration phase until inertia is at rest). To check whether the system starts in steady state, the reference speed is zero until time = 0.5 s and then follows the sketched trajectory.
- The block "PI" is an instance of "Blocks.Continuous.LimPID" which is a PID controller where several practical important aspects, such as anti-windup-compensation has been added. In this case, the control block is used as PI controller.
- The output of the controller is a torque that drives a motor inertia "inertia1". Via a compliant spring/damper component, the load inertia "inertia2" is attached. A constant external torque of 10 Nm

is acting on the load inertia.

The PI controller settings included "limitAtInit=false", in order that the controller output limits of 12 Nm are removed from the initialization problem.

The PI controller is initialized in steady state (initType=SteadyState) and the drive shall also be initialized in steady state. However, it is not possible to initialize "inertia1" in SteadyState, because "der(inertia1.phi)=inertia1.w=0" is an input to the PI controller that defines that the derivative of the integrator state is zero (= the same condition that was already defined by option SteadyState of the PI controller). Furthermore, one initial condition is missing, because the absolute position of inertia1 or inertia2 is not defined. The solution shown in this examples is to initialize the angle and the angular acceleration of "inertia1".

In the following figure, results of a typical simulation are shown:



In the upper figure the reference speed (= integrator.y) and the actual speed (= inertia1.w) are shown. As can be seen, the system initializes in steady state, since no transients are present. The inertia follows the reference speed quite good until the end of the constant speed phase. Then there is a deviation. In the lower figure the reason can be seen: The output of the controller (PI.y) is in its limits. The anti-windup compensation works reasonably, since the input to the limiter (PI.limiter.u) is forced back to its limit after a transient phase.

Parameters

Type	Name	Default	Description
Angle	driveAngle	1.57	Reference distance to move [rad]

Modelica.Blocks.Examples.InverseModel

Demonstrates the construction of an inverse model



Information

This example demonstrates how to construct an inverse model in Modelica (for more details see [Looye, Thümmel, Kurze, Otter, Bals: Nonlinear Inverse Models for Control](#)).

For a linear, single input, single output system

$$y = n(s)/d(s) * u \quad // \text{ plant model}$$

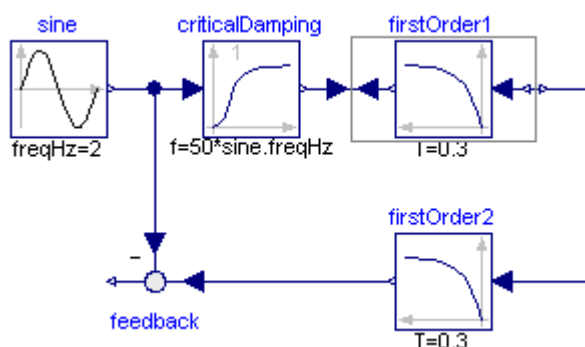
the inverse model is derived by simply exchanging the numerator and the denominator polynomial:

$$u = d(s)/n(s) * y \quad // \text{ inverse plant model}$$

If the denominator polynomial $d(s)$ has a higher degree as the numerator polynomial $n(s)$ (which is usually the case for plant models), then the inverse model is no longer proper, i.e., it is not causal. To avoid this, an approximate inverse model is constructed by adding a sufficient number of poles to the denominator of the inverse model. This can be interpreted as filtering the desired output signal y :

$$u = d(s)/(n(s)*f(s)) * y \quad // \text{ inverse plant model with filtered } y$$

With Modelica it is in principal possible to construct inverse models not only for linear but also for non-linear models and in particular for every Modelica model. The basic construction mechanism is explained at hand of this example:



Here the first order block "firstOrder1" shall be inverted. This is performed by connecting its inputs and outputs with an instance of block Modelica.Blocks.Math.**InverseBlockConstraints**. By this connection, the inputs and outputs are exchanged. The goal is to compute the input of the "firstOrder1" block so that its output follows a given sine signal. For this, the sine signal "sin" is first filtered with a "CriticalDamping" filter of order 1 and then the output of this filter is connected to the output of the "firstOrder1" block (via the InverseBlockConstraints block, since 2 outputs cannot be connected directly together in a block diagram).

In order to check the inversion, the computed input of "firstOrder1" is used as input in an identical block "firstOrder2". The output of "firstOrder2" should be the given "sine" function. The difference is constructed with the "feedback" block. Since the "sine" function is filtered, one cannot expect that this difference is zero. The higher the cut-off frequency of the filter, the closer is the agreement. A typical simulation result is shown in the next figure:



Modelica.Blocks.Examples.ShowLogicalSources

Demonstrates the usage of logical sources together with their diagram animation

Information

This simple example demonstrates the logical sources in [Modelica.Blocks.Sources](#) and demonstrate their diagram animation (see "small circle" close to the output connector). The "booleanExpression" source shows how a logical expression can be defined in its parameter menu referring to variables available on this level of the model.



Modelica.Blocks.Examples.LogicalNetwork1

Demonstrates the usage of logical blocks

Information

This example demonstrates a network of logical blocks. Note, that the Boolean values of the input and output signals are visualized in the diagram animation, by the small "circles" close to the connectors. If a "circle" is "white", the signal is **false**. If a "circle" is "green", the signal is **true**.



Modelica.Blocks.Examples.BusUsage

Demonstrates the usage of a signal bus

Information

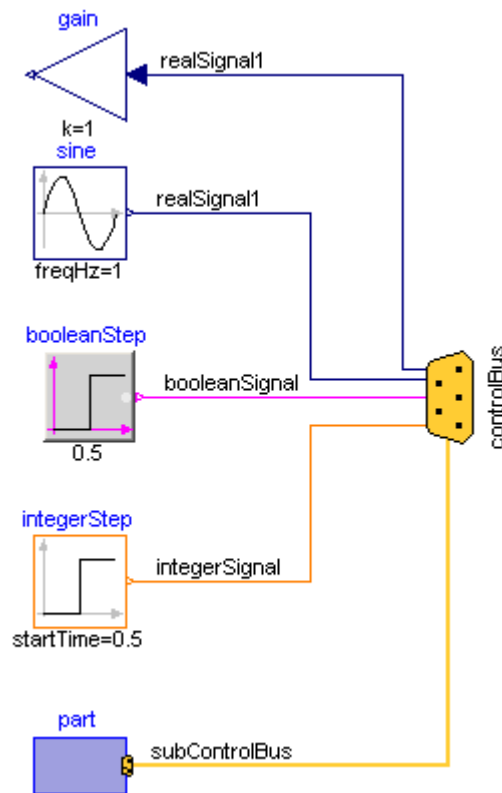
Signal bus concept

In technical systems, such as vehicles, robots or satellites, many signals are exchanged between components. In a simulation system, these signals are usually modelled by signal connections of input/output blocks. Unfortunately, the signal connection structure may become very complicated, especially for hierarchical models.

The same is also true for real technical systems. To reduce complexity and get higher flexibility, many technical systems use data buses to exchange data between components. For the same reasons, it is often better to use a "signal bus" concept also in a Modelica model. This is demonstrated at hand of this model



(Modelica.Blocks.Examples.BusUsage):



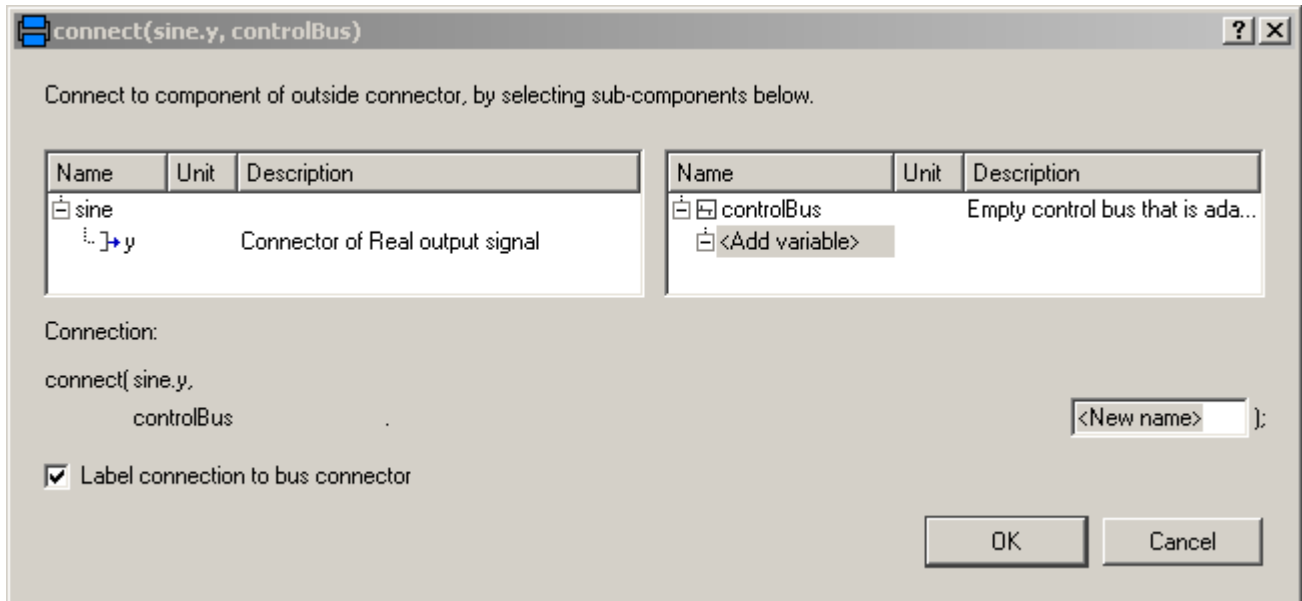
- Connector instance "controlBus" is a hierarchical connector that is used to exchange signals between different components. It is defined as "expandable connector" in order that **no** central definition of the connector is needed but is automatically constructed by the signals connected to it (see also Modelica specification 2.2.1).
- Input/output signals can be directly connected to the "controlBus".
- A component, such as "part", can be directly connected to the "controlBus", provided it has also a bus connector, or the "part" connector is a sub-connector contained in the "controlBus".

The control and sub-control bus icons are provided within Modelica.Icons. In [Modelica.Blocks.Examples.BusUsage_Uilities.Interfaces](#) the buses for this example are defined. Both the "ControlBus" and the "SubControlBus" are **expandable** connectors that do not define any variable. For example, [Interfaces.ControlBus](#) is defined as:

```
expandable connector ControlBus
  extends Modelica.Icons.ControlBus;
  annotation (Icon(Rectangle(extent=[-20, 2; 22, -2],
    style(rgbcolor={255,204,51}, thickness=0.5))));
end ControlBus;
```

Note, the "annotation" in the connector is important since the color and thickness of a connector line are taken from the first line element in the icon annotation of a connector class. Above, a small rectangle in the color of the bus is defined (and therefore this rectangle is not visible). As a result, when connecting from an instance of this connector to another connector instance, the connecting line has the color of the "ControlBus" with double width (due to "thickness=0.5").

An **expandable** connector is a connector where the content of the connector is constructed by the variables connected to instances of this connector. For example, if "sine.y" is connected to the "controlBus", the following menu pops-up in Dymola:



The "Add variable/New name" field allows the user to define the name of the signal on the "controlBus". When typing "realSignal1" as "New name", a connection of the form:

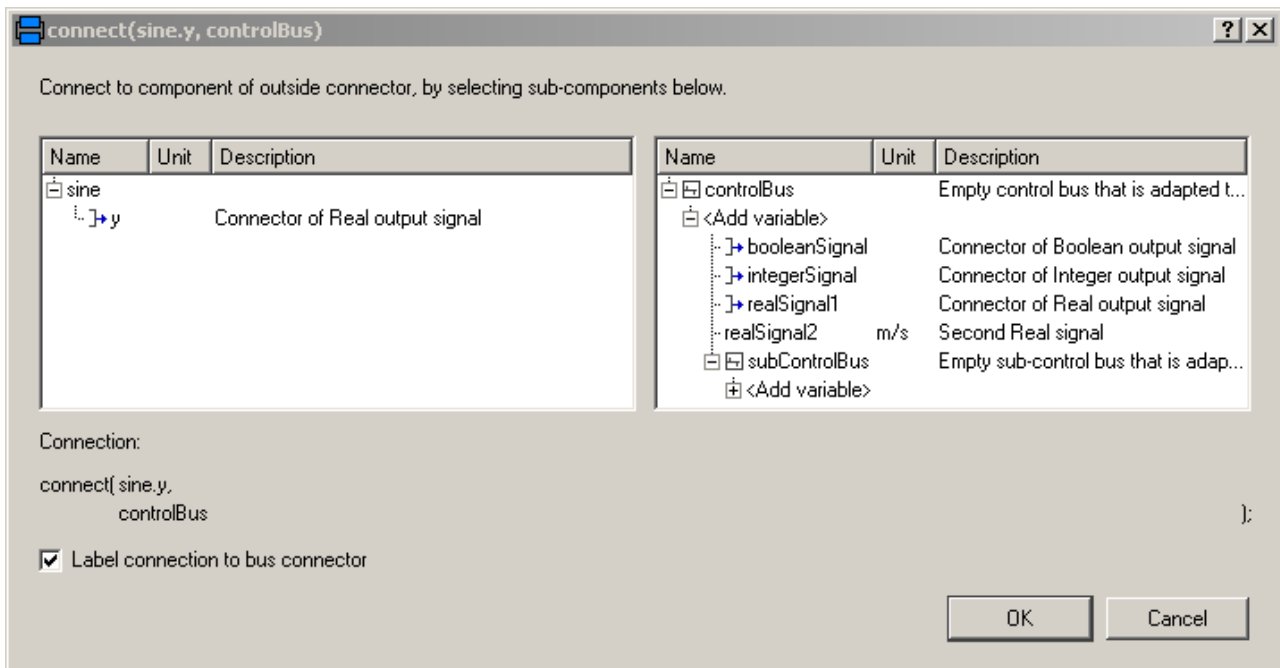
```
connect(sine.y, controlBus.realSignal1)
```

is generated and the "controlBus" contains the new signal "realSignal1". Modelica tools may give more support in order to list potential signals for a connection. For example, in Dymola all variables are listed in the menu that are contained in connectors which are derived by inheritance from "controlBus". Therefore, in [BusUsage_Uutilities.Interfaces.InternalConnectors](#) the expected implementation of the "ControlBus" and of the "SubControlBus" are given. For example "Internal.ControlBus" is defined as:

```
expandable connector StandardControlBus
  extends BusUsage_Uutilities.Interfaces.ControlBus;

  import SI = Modelica.SIunits;
  SI.AngularVelocity    realSignal1    "First Real signal";
  SI.Velocity           realSignal2    "Second Real signal";
  Integer               integerSignal  "Integer signal";
  Boolean               booleanSignal  "Boolean signal";
  StandardSubControlBus subControlBus  "Combined signal";
end StandardControlBus;
```

Consequently, when connecting now from "sine.y" to "controlBus", the menu looks differently:



Note, even if the signals from "Internal.StandardControlBus" are listed, these are just potential signals. The user might still add different signal names.

Modelica.Blocks.Examples.BusUsage_Uilities

Utility models and connectors for example Modelica.Blocks.Examples.BusUsage

Information

This package contains utility models and bus definitions needed for the [BusUsage](#) example.

Package Content

Name	Description
Interfaces	Interfaces specialised for this example
Part	Component with sub-control bus

Modelica.Blocks.Examples.BusUsage_Uilities.Interfaces



Interfaces specialised for this example

Information

This package contains the bus definitions needed for the [BusUsage](#) example.

Package Content

Name	Description
ControlBus	Empty control bus that is adapted to the signals connected to it


 SubControlBus	Empty sub-control bus that is adapted to the signals connected to it
 InternalConnectors	Internal definitions that are usually not utilized (only indirectly via the expandable connectors)

Modelica.Blocks.Examples.BusUsage_Uilities.Interfaces.ControlBus

Empty control bus that is adapted to the signals connected to it

Information

This connector defines the "expandable connector" ControlBus that is used as bus in the [BusUsage](#) example. Note, this connector is "empty". When using it, the actual content is constructed by the signals connected to this bus.




Modelica.Blocks.Examples.BusUsage_Uilities.Interfaces.SubControlBus

Empty sub-control bus that is adapted to the signals connected to it

Information

This connector defines the "expandable connector" SubControlBus that is used as sub-bus in the [BusUsage](#) example. Note, this connector is "empty". When using it, the actual content is constructed by the signals connected to this bus.





Modelica.Blocks.Examples.BusUsage_Uilities.Interfaces.InternalConnectors

Internal definitions that are usually not utilized (only indirectly via the expandable connectors)

Information

This package contains the "actual" default bus definitions needed for the [BusUsage](#) example. The bus definitions in this package are the default definitions shown in the bus menu when connecting a signal to an expandable connector (here: ControlBus or SubControlBus). Usually, the connectors of this package should not be utilized by a user.

Package Content


Name	Description
 StandardControlBus	Used to build up the standard control bus (do not use this connector)
 StandardSubControlBus	Used to build up the standard sub-control bus (do not use this connector)

Modelica.Blocks.Examples.BusUsage_Uilities.Interfaces.InternalConnectors.StandardControlBus

Used to build up the standard control bus (do not use this connector)

Information

This connector is used to show default signals that might be added to the [ControlBus](#).

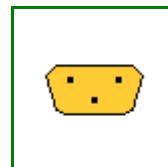


Contents

Type	Name	Description
AngularVelocity	realSignal1	First Real signal (angular velocity) [rad/s]
Velocity	realSignal2	Second Real signal [m/s]
Integer	integerSignal	Integer signal
Boolean	booleanSignal	Boolean signal
StandardSubControlBus	subControlBus	Combined signal

Modelica.Blocks.Examples.BusUsage_Utilities.Interfaces.InternalConnectors.StandardSubControlBus

Used to build up the standard sub-control bus (do not use this connector)



Information

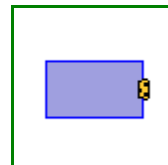
This connector is used to show default signals that might be added to the [SubControlBus](#).

Contents

Type	Name	Description
Real	myRealSignal	
Boolean	myBooleanSignal	

Modelica.Blocks.Examples.BusUsage_Utilities.Part

Component with sub-control bus



Information

This model is used to demonstrate the bus usage in example [BusUsage](#).

Connectors

Type	Name	Description
SubControlBus	subControlBus	

Modelica.Blocks.Continuous

Library of continuous control blocks with internal states

Information

This package contains basic **continuous** input/output blocks described by differential equations.

All blocks of this package can be initialized in different ways controlled by parameter **initType**. The possible values of **initType** are defined in [Modelica.Blocks.Types.Init](#):

Name	Description
Init.NoInit	no initialization (start values are used as guess values with fixed=false)

Init.SteadyState	steady state initialization (derivatives of states are zero)
Init.InitialState	Initialization with initial states
Init.InitialOutput	Initialization with initial outputs (and steady state of the states if possibles)

For backward compatibility reasons the default of all blocks is **Init.NoInit**, with the exception of Integrator and LimIntegrator where the default is **Init.InitialState** (this was the initialization defined in version 2.2 of the Modelica standard library).

In many cases, the most useful initial condition is **Init.SteadyState** because initial transients are then no longer present. The drawback is that in combination with a non-linear plant, non-linear algebraic equations occur that might be difficult to solve if appropriate guess values for the iteration variables are not provided (i.e. start values with fixed=false). However, it is often already useful to just initialize the linear blocks from the Continuous blocks library in SteadyState. This is uncritical, because only linear algebraic equations occur. If Init.NoInit is set, then the start values for the states are interpreted as **guess** values and are propagated to the states with fixed=false.

Note, initialization with Init.SteadyState is usually difficult for a block that contains an integrator (Integrator, LimIntegrator, PI, PID, LimPID). This is due to the basic equation of an integrator:

```














initial equation
  der(y) = 0;    // Init.SteadyState
equation
  der(y) = k*u;

```

The steady state equation leads to the condition that the input to the integrator is zero. If the input u is already (directly or indirectly) defined by another initial condition, then the initialization problem is **singular** (has none or infinitely many solutions). This situation occurs often for mechanical systems, where, e.g., $u = \text{desiredSpeed} - \text{measuredSpeed}$ and since speed is both a state and a derivative, it is always defined by Init.InitialState or Init.SteadyState initialization.

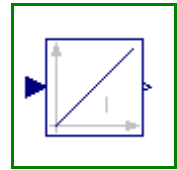
In such a case, **Init.NoInit** has to be selected for the integrator and an additional initial equation has to be added to the system to which the integrator is connected. E.g., useful initial conditions for a 1-dim. rotational inertia controlled by a PI controller are that **angle**, **speed**, and **acceleration** of the inertia are zero.

Package Content

Name	Description
 Integrator	Output the integral of the input signal
 LimIntegrator	Integrator with limited value of the output
 Derivative	Approximated derivative block
 FirstOrder	First order transfer function block (= 1 pole)
 SecondOrder	Second order transfer function block (= 2 poles)
 PI	Proportional-Integral controller
 PID	PID-controller in additive description form
 LimPID	P, PI, PD, and PID controller with limited output, anti-windup compensation and setpoint weighting
 TransferFunction	Linear transfer function
 StateSpace	Linear state space system
 Der	Derivative of input (= analytic differentiations)
 LowpassButterworth	Output the input signal filtered with a low pass Butterworth filter of any order
 CriticalDamping	Output the input signal filtered with an n-th order filter with critical damping

Modelica.Blocks.Continuous.Integrator

Output the integral of the input signal

**Information**

This blocks computes output y (element-wise) as *integral* of the input u multiplied with the gain k :

$$y = \frac{k}{s} u$$

It might be difficult to initialize the integrator in steady state. This is discussed in the description of package [Continuous](#).

Parameters

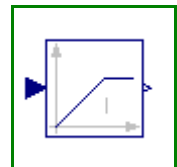
Type	Name	Default	Description
Real	k	1	Integrator gain
Initialization			
Init	initType	Modelica.Blocks.Types.Init.I...	Type of initialization (1: no init, 2: steady state, 3,4: initial output)
Real	y_start	0	Initial or guess value of output (= state)
RealOutput	y.start	y_start	Connector of Real output signal

Connectors

Type	Name	Description
input RealInput	u	Connector of Real input signal

Modelica.Blocks.Continuous.LimIntegrator

Integrator with limited value of the output

**Information**

This blocks computes y (element-wise) as *integral* of the input u multiplied with the gain k . If the integral reaches a given upper or lower *limit* and the input will drive the integral outside of this bound, the integration is halted and only restarted if the input drives the integral away from the bounds.

It might be difficult to initialize the integrator in steady state. This is discussed in the description of package [Continuous](#).

If parameter **limitAtInit** = **false**, the limits of the integrator are removed from the initialization problem which leads to a much simpler equation system. After initialization has been performed, it is checked via an assert whether the output is in the defined limits. For backward compatibility reasons **limitAtInit** = **true**. In most cases it is best to use **limitAtInit** = **false**.

Parameters

Type	Name	Default	Description
Real	k	1	Integrator gain
Real	outMax		Upper limit of output

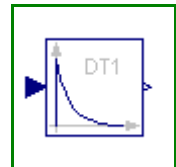
Real	outMin	-outMax	Lower limit of output
Initialization			
Init	initType	Modelica.Blocks.Types.Init.I...	Type of initialization (1: no init, 2: steady state, 3/4: initial output)
Boolean	limitsAtInit	true	= false, if limits are ignored during initialization (i.e., $\text{der}(y)=k*u$)
Real	y_start	0	Initial or guess value of output (must be in the limits outMin .. outMax)
RealOutput	y.start	y_start	Connector of Real output signal

Connectors

Type	Name	Description
input RealInput	u	Connector of Real input signal

Modelica.Blocks.Continuous.Derivative

Approximated derivative block



Information

This blocks defines the transfer function between the input u and the output y (element-wise) as *approximated derivative*:

$$y = \frac{k * s}{T * s + 1} * u$$

If you would like to be able to change easily between different transfer functions (FirstOrder, SecondOrder, ...) by changing parameters, use the general block **TransferFunction** instead and model a derivative block with parameters

$b = \{k, 0\}$, $a = \{T, 1\}$.

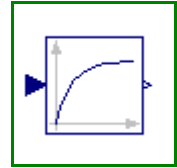
If $k=0$, the block reduces to $y=0$.

Parameters

Type	Name	Default	Description
Real	k	1	Gains
Time	T	0.01	Time constants ($T>0$ required; $T=0$ is ideal derivative block) [s]
Initialization			
Init	initType	Modelica.Blocks.Types.Init.N...	Type of initialization (1: no init, 2: steady state, 3: initial state, 4: initial output)
Real	x_start	0	Initial or guess value of state
Real	y_start	0	Initial value of output (= state)

Connectors

Type	Name	Description
input RealInput	u	Connector of Real input signal
output RealOutput	y	Connector of Real output signal

Modelica.Blocks.Continuous.FirstOrder**First order transfer function block (= 1 pole)****Information**

This block defines the transfer function between the input u and the output y (element-wise) as *first order* system:

$$y = \frac{k}{T \cdot s + 1} * u$$

If you would like to be able to change easily between different transfer functions (FirstOrder, SecondOrder, ...) by changing parameters, use the general block **TransferFunction** instead and model a first order SISO system with parameters

$b = \{k\}$, $a = \{T, 1\}$.

Example:

parameter: $k = 0.3$, $T = 0.4$

results in:

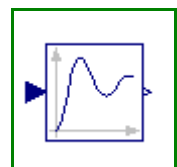
$$y = \frac{0.3}{0.4 \cdot s + 1.0} * u$$

Parameters

Type	Name	Default	Description
Real	k	1	Gain
Time	T		Time Constant [s]
Initialization			
Init	initType	Modelica.Blocks.Types.Init.N...	Type of initialization (1: no init, 2: steady state, 3/4: initial output)
Real	y_start	0	Initial or guess value of output (= state)
RealOutput	y.start	y_start	Connector of Real output signal

Connectors

Type	Name	Description
input RealInput	u	Connector of Real input signal

Modelica.Blocks.Continuous.SecondOrder**Second order transfer function block (= 2 poles)****Information**

This block defines the transfer function between the input u and the output y (element-wise) as *second order* system:

$$y = \frac{k}{(s/w)^2 + 2 \cdot D \cdot (s/w) + 1} * u$$

If you would like to be able to change easily between different transfer functions (FirstOrder, SecondOrder, ...) by changing parameters, use the general model class **TransferFunction** instead and model a second order SISO system with parameters $b = \{k\}$, $a = \{1/w^2, 2*D/w, 1\}$.

Example:

```
parameter: k = 0.3, w = 0.5, D = 0.4
results in:
      0.3
y = ----- * u
    4.0 s^2 + 1.6 s + 1
```

Parameters

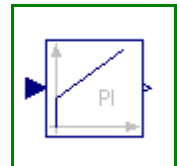
Type	Name	Default	Description
Real	k	1	Gain
Real	w		Angular frequency
Real	D		Damping
Initialization			
Init	initType	Modelica.Blocks.Types.Init.N...	Type of initialization (1: no init, 2: steady state, 3/4: initial output)
Real	y_start	0	Initial or guess value of output (= state)
Real	yd_start	0	Initial or guess value of derivative of output (= state)
RealOutput	y.start	y_start	Connector of Real output signal

Connectors

Type	Name	Description
input RealInput	u	Connector of Real input signal

Modelica.Blocks.Continuous.PI

Proportional-Integral controller



Information

This blocks defines the transfer function between the input u and the output y (element-wise) as *PI* system:

$$y = k * \left(1 + \frac{1}{T*s}\right) * u$$

$$= k * \frac{T*s + 1}{T*s} * u$$

If you would like to be able to change easily between different transfer functions (FirstOrder, SecondOrder, ...) by changing parameters, use the general model class **TransferFunction** instead and model a PI SISO system with parameters $b = \{k*T, k\}$, $a = \{T, 0\}$.

Example:

```
parameter: k = 0.3, T = 0.4
```

```

results in:
          0.4 s + 1
y = 0.3 ----- * u
          0.4 s

```

It might be difficult to initialize the PI component in steady state due to the integrator part. This is discussed in the description of package [Continuous](#).

Parameters

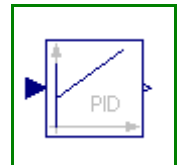
Type	Name	Default	Description
Real	k	1	Gain
Time	T		Time Constant (T>0 required) [s]
Initialization			
Init	initType	Modelica.Blocks.Types.Init.N...	Type of initialization (1: no init, 2: steady state, 3: initial state, 4: initial output)
Real	x_start	0	Initial or guess value of state
Real	y_start	0	Initial value of output

Connectors

Type	Name	Description
input RealInput	u	Connector of Real input signal
output RealOutput	y	Connector of Real output signal

Modelica.Blocks.Continuous.PID

PID-controller in additive description form



Information

This is the text-book version of a PID-controller. For a more practically useful PID-controller, use block [LimPID](#).

The PID block can be initialized in different ways controlled by parameter **initType**. The possible values of **initType** are defined in [Modelica.Blocks.Types.InitPID](#). This type is identical to [Types.Init](#), with the only exception that the additional option **DoNotUse_InitialIntegratorState** is added for backward compatibility reasons (= integrator is initialized with **InitialState** whereas differential part is initialized with **NoInit** which was the initialization in version 2.2 of the Modelica standard library).

Based on the setting of **initType**, the integrator (I) and derivative (D) blocks inside the PID controller are initialized according to the following table:

initType	I.initType	D.initType
NoInit	NoInit	NoInit
SteadyState	SteadyState	SteadyState
InitialState	InitialState	InitialState
InitialOutput and initial equation: $y = y_start$	NoInit	SteadyState
DoNotUse_InitialIntegratorState	InitialState	NoInit

In many cases, the most useful initial condition is **SteadyState** because initial transients are then no longer present. If **initType** = **InitPID.SteadyState**, then in some cases difficulties might occur. The reason is the

equation of the integrator:

$$\text{der}(y) = k * u;$$

The steady state equation "der(x)=0" leads to the condition that the input u to the integrator is zero. If the input u is already (directly or indirectly) defined by another initial condition, then the initialization problem is **singular** (has none or infinitely many solutions). This situation occurs often for mechanical systems, where, e.g., $u = \text{desiredSpeed} - \text{measuredSpeed}$ and since speed is both a state and a derivative, it is natural to initialize it with zero. As sketched this is, however, not possible. The solution is to not initialize u or the variable that is used to compute u by an algebraic equation.

Parameters

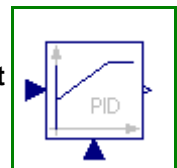
Type	Name	Default	Description
Real	k	1	Gain
Time	Ti		Time Constant of Integrator [s]
Time	Td		Time Constant of Derivative block [s]
Real	Nd	10	The higher Nd, the more ideal the derivative block
Initialization			
InitPID	initType	Modelica.Blocks.Types.InitPI...	Type of initialization (1: no init, 2: steady state, 3: initial state, 4: initial output)
Real	xi_start	0	Initial or guess value value for integrator output (= integrator state)
Real	xd_start	0	Initial or guess value for state of derivative block
Real	y_start	0	Initial value of output

Connectors

Type	Name	Description
input RealInput	u	Connector of Real input signal
output RealOutput	y	Connector of Real output signal

Modelica.Blocks.Continuous.LimPID

P, PI, PD, and PID controller with limited output, anti-windup compensation and setpoint weighting



Information

Via parameter **controllerType** either **P**, **PI**, **PD**, or **PID** can be selected. If, e.g., **PI** is selected, all components belonging to the D-part are removed from the block (via conditional declarations). The example model [Modelica.Blocks.Examples.PID_Controller](#) demonstrates the usage of this controller. Several practical aspects of PID controller design are incorporated according to chapter 3 of the book:

Astroem K.J., and Haggglund T.:

PID Controllers: Theory, Design, and Tuning. Instrument Society of America, 2nd edition, 1995.

Information from: <http://www.control.lth.se/publications/books/asthagg95.html>

Besides the additive **proportional**, **integral** and **derivative** part of this controller, the following features are present:

- The output of this controller is limited. If the controller is in its limits, anti-windup compensation is activated to drive the integrator state to zero.
- The high-frequency gain of the derivative part is limited to avoid excessive amplification of

- measurement noise.
- Setpoint weighting is present, which allows to weight the setpoint in the proportional and the derivative part independantly from the measurement. The controller will respond to load disturbances and measurement noise independantly of this setting (parameters w_p , w_d). However, setpoint changes will depend on this setting. For example, it is useful to set the setpoint weight w_d for the derivative part to zero, if steps may occur in the setpoint signal.

The parameters of the controller can be manually adjusted by performing simulations of the closed loop system (= controller + plant connected together) and using the following strategy:

1. Set very large limits, e.g., $y_{\text{Max}} = \text{Modelica.Constants.inf}$
2. Select a **P**-controller and manually enlarge parameter **k** (the total gain of the controller) until the closed-loop response cannot be improved any more.
3. Select a **PI**-controller and manually adjust parameters **k** and **Ti** (the time constant of the integrator). The first value of T_i can be selected, such that it is in the order of the time constant of the oscillations occuring with the P-controller. If, e.g., vibrations in the order of $T=10$ ms occur in the previous step, start with $T_i=0.01$ s.
4. If you want to make the reaction of the control loop faster (but probably less robust against disturbances and measurement noise) select a **PID**-Controller and manually adjust parameters **k**, **Ti**, **Td** (time constant of derivative block).
5. Set the limits y_{Max} and y_{Min} according to your specification.
6. Perform simulations such that the output of the PID controller goes in its limits. Tune **Ni** ($N_i \cdot T_i$ is the time constant of the anti-windup compensation) such that the input to the limiter block (= limiter.u) goes quickly enough back to its limits. If N_i is decreased, this happens faster. If $N_i = \text{infinity}$, the anti-windup compensation is switched off and the controller works bad.

Initialization

This block can be initialized in different ways controlled by parameter **initType**. The possible values of **initType** are defined in [Modelica.Blocks.Types.InitPID](#). This type is identical to [Types.Init](#), with the only exception that the additional option **DoNotUse_InitialIntegratorState** is added for backward compatibility reasons (= integrator is initialized with **InitialState** whereas differential part is initialized with **NoInit** which was the initialization in version 2.2 of the Modelica standard library).

Based on the setting of **initType**, the integrator (I) and derivative (D) blocks inside the PID controller are initialized according to the following table:

initType	I.initType	D.initType
NoInit	NoInit	NoInit
SteadyState	SteadyState	SteadyState
InitialState	InitialState	InitialState
InitialOutput and initial equation: $y = y_{\text{start}}$	NoInit	SteadyState
DoNotUse_InitialIntegratorState	InitialState	NoInit

In many cases, the most useful initial condition is **SteadyState** because initial transients are then no longer present. If **initType** = **InitPID.SteadyState**, then in some cases difficulties might occur. The reason is the equation of the integrator:

$$\text{der}(y) = k \cdot u;$$

The steady state equation " $\text{der}(x)=0$ " leads to the condition that the input u to the integrator is zero. If the input u is already (directly or indirectly) defined by another initial condition, then the initialization problem is **singular** (has none or infinitely many solutions). This situation occurs often for mechanical systems, where, e.g., $u = \text{desiredSpeed} - \text{measuredSpeed}$ and since speed is both a state and a derivative, it is natural to initialize it with zero. As sketched this is, however, not possible. The solution is to not initialize u_m or the variable that is used to compute u_m by an algebraic equation.

If parameter **limitAtInit** = **false**, the limits at the output of this controller block are removed from the initialization problem which leads to a much simpler equation system. After initialization has been performed, it is checked via an assert whether the output is in the defined limits. For backward compatibility reasons

limitAtInit = true. In most cases it is best to use **limitAtInit = false.**

Parameters

Type	Name	Default	Description
SimpleController	controllerType	Modelica.Blocks.Types.Simple..	Type of controller
Real	k	1	Gain of controller
Time	Ti		Time constant of Integrator block [s]
Time	Td		Time constant of Derivative block [s]
Real	yMax		Upper limit of output
Real	yMin	-yMax	Lower limit of output
Real	wp	1	Set-point weight for Proportional block (0..1)
Real	wd	0	Set-point weight for Derivative block (0..1)
Real	Ni	0.9	Ni*Ti is time constant of anti-windup compensation
Real	Nd	10	The higher Nd, the more ideal the derivative block
Initialization			
InitPID	initType	Modelica.Blocks.Types.InitPI...	Type of initialization (1: no init, 2: steady state, 3: initial state, 4: initial output)
Boolean	limitsAtInit	true	= false, if limits are ignored during initialization
Real	xi_start	0	Initial or guess value value for integrator output (= integrator state)
Real	xd_start	0	Initial or guess value for state of derivative block
Real	y_start	0	Initial value of output

Connectors

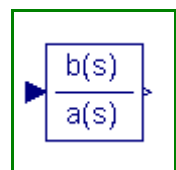
Type	Name	Description
input RealInput	u_s	Connector of setpoint input signal
input RealInput	u_m	Connector of measurement input signal
output RealOutput	y	Connector of actuator output signal

Modelica.Blocks.Continuous.TransferFunction

Linear transfer function

Information

This block defines the transfer function between the input u and the output y as (n_b = dimension of b , n_a = dimension of a):



$$y(s) = \frac{b[1]*s^{[nb-1]} + b[2]*s^{[nb-2]} + \dots + b[nb]}{a[1]*s^{[na-1]} + a[2]*s^{[na-2]} + \dots + a[na]} * u(s)$$

State variables **x** are defined according to **controller canonical** form. Internally, vector **x** is scaled to improve the numerics (the states in versions before version 3.0 of the Modelica Standard Library have been not scaled). This scaling is not visible from the outside of this block because the non-scaled vector **x** is provided as output signal and the start value is with respect to the non-scaled vector **x**. Initial values of the states **x** can be set via parameter **x_start**.

Example:

```
TransferFunction g(b = {2,4}, a = {1,3});
```

results in the following transfer function:

$$y = \frac{2*s + 4}{s + 3} * u$$

Parameters

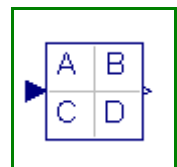
Type	Name	Default	Description
$y = (2*s+3)/(4*s^2+5*s+6)*u$ is defined as $b=\{2,3\}$, $a=\{4,5,6\}$			
Real	b[:]	{1}	Numerator coefficients of transfer function
Real	a[:]		Denominator coefficients of transfer function
Initialization			
Init	initType	Modelica.Blocks.Types.Init.N...	Type of initialization (1: no init, 2: steady state, 3: initial state, 4: initial output)
Real	x_start[size(a, 1) - 1]	zeros(nx)	Initial or guess values of states
Real	y_start	0	Initial value of output (derivatives of y are zero upto nx-1-th derivative)

Connectors

Type	Name	Description
input RealInput	u	Connector of Real input signal
output RealOutput	y	Connector of Real output signal

Modelica.Blocks.Continuous.StateSpace

Linear state space system



Information

The State Space block defines the relation between the input **u** and the output **y** in state space form:

$$\begin{aligned} \text{der}(\mathbf{x}) &= \mathbf{A} * \mathbf{x} + \mathbf{B} * \mathbf{u} \\ \mathbf{y} &= \mathbf{C} * \mathbf{x} + \mathbf{D} * \mathbf{u} \end{aligned}$$

The input is a vector of length **nu**, the output is a vector of length **ny** and **nx** is the number of states. Accordingly

A has the dimension: $A(n_x, n_x)$,
 B has the dimension: $B(n_x, n_u)$,
 C has the dimension: $C(n_y, n_x)$,
 D has the dimension: $D(n_y, n_u)$

Example:

```
parameter: A = [0.12, 2; 3, 1.5]
parameter: B = [2, 7; 3, 1]
parameter: C = [0.1, 2]
parameter: D = zeros(ny, nu)
results in the following equations:
[der(x[1])]   [0.12  2.00] [x[1]]   [2.0  7.0] [u[1]]
[             ] = [             ]*[      ] + [             ]*[      ]
[der(x[2])]   [3.00  1.50] [x[2]]   [0.1  2.0] [u[2]]
              [x[1]]       [u[1]]
y[1]   = [0.1  2.0] * [      ] + [0  0] * [      ]
              [x[2]]       [u[2]]
```

Parameters

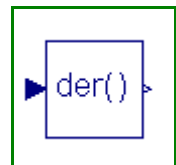
Type	Name	Default	Description
Real	A[:, size(A, 1)]		Matrix A of state space model (e.g. A=[1, 0; 0, 1])
Real	B[size(A, 1), :]		Matrix B of state space model (e.g. B=[1; 1])
Real	C[:, size(A, 1)]		Matrix C of state space model (e.g. C=[1, 1])
Real	D[size(C, 1), size(B, 2)]	zeros(size(C, 1), size(B, 2))	Matrix D of state space model
Integer	nin	size(B, 2)	Number of inputs
Integer	nout	size(C, 1)	Number of outputs
Initialization			
Init	initType	Modelica.Blocks.Types.Init.N..	Type of initialization (1: no init, 2: steady state, 3: initial state, 4: initial output)
Real	x_start[nx]	zeros(nx)	Initial or guess values of states
Real	y_start[ny]	zeros(ny)	Initial values of outputs (remaining states are in steady state if possible)

Connectors

Type	Name	Description
input RealInput	u[nin]	Connector of Real input signals
output RealOutput	y[nout]	Connector of Real output signals

Modelica.Blocks.Continuous.Der

Derivative of input (= analytic differentiations)



Information

Defines that the output y is the *derivative* of the input u . Note, that Modelica.Blocks.Continuous.Derivative computes the derivative in an approximate sense, where as this block computes the derivative exactly. This requires that the input u is differentiated by the Modelica translator, if this derivative is not yet present in the model.

Connectors

Type	Name	Description
input RealInput	u	Connector of Real input signal
output RealOutput	y	Connector of Real output signal


Modelica.Blocks.Continuous.LowpassButterworth

Output the input signal filtered with a low pass Butterworth filter of any order



Information

This block defines the transfer function between the input u and the output y as an n -th order low pass filter with *Butterworth* characteristics and cut-off frequency f . It is implemented as a series of second order filters and a first order filter. Butterworth filters have the feature that the amplitude at the cut-off frequency f is $1/\sqrt{2}$ (≈ 3 dB), i.e., they are always "normalized". Step responses of the Butterworth filter of different orders are shown in the next figure:



If transients at the simulation start shall be avoided, the filter should be initialized in steady state (e.g., using option `initType=Modelica.Blocks.Types.Init.SteadyState`).

Parameters

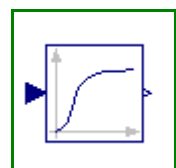
Type	Name	Default	Description
Integer	n	2	Order of filter
Frequency	f		Cut-off frequency [Hz]
Initialization			
Init	initType	Modelica.Blocks.Types.Init.N...	Type of initialization (1: no init, 2: steady state, 3: initial state, 4: initial output)
Real	x1_start[m]	zeros(m)	Initial or guess values of states 1 (der(x1)=x2))
Real	x2_start[m]	zeros(m)	Initial or guess values of states 2
Real	xr_start	0.0	Initial or guess value of real pole for uneven order otherwise dummy
Real	y_start	0.0	Initial value of output (states are initialized in steady state if possible)

Connectors

Type	Name	Description
input RealInput	u	Connector of Real input signal
output RealOutput	y	Connector of Real output signal

Modelica.Blocks.Continuous.CriticalDamping

Output the input signal filtered with an n -th order filter with critical damping



Information

This block defines the transfer function between the input u and the output y as an n -th order filter with *critical damping* characteristics and cut-off frequency f . It is implemented as a series of first order filters. This filter type is especially useful to filter the input of an inverse model, since the filter does not introduce any transients.

If parameter **normalized = true** (default), the filter is normalized such that the amplitude of the filter transfer function at the cut-off frequency f is $1/\sqrt{2}$ (≈ 3 dB). Otherwise, the filter is not normalized, i.e., it is unmodified. A normalized filter is usually much better for applications, since filters of different orders are "comparable", whereas non-normalized filters usually require to adapt the cut-off frequency, when the order of the filter is changed. Figures of the filter step responses are shown below. Note, in versions before version 3.0 of the Modelica Standard library, the CriticalDamping filter was provided only in non-normalized form.

If transients at the simulation start shall be avoided, the filter should be initialized in steady state (e.g., using option `initType=Modelica.Blocks.Types.Init.SteadyState`).

The critical damping filter is defined as

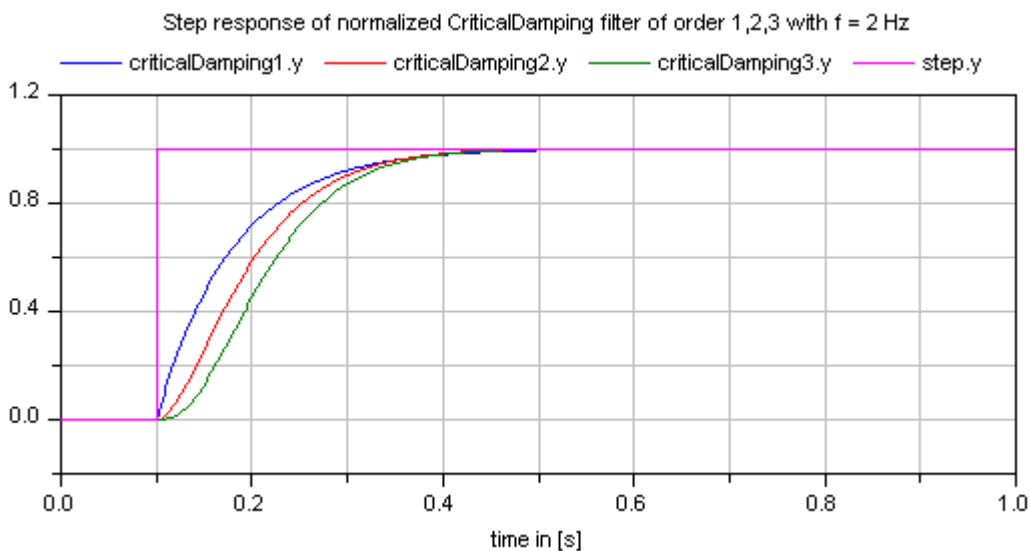
```

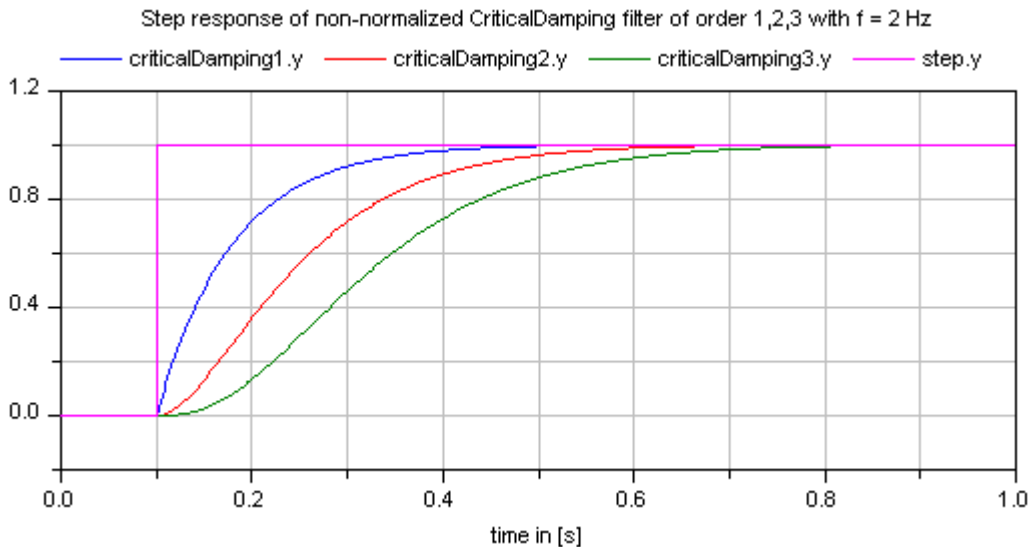

$$\alpha = \text{if normalized then } \sqrt[n]{2} - 1 \text{ else } 1 \text{ // frequency correction factor}$$


$$\omega = 2\pi f / \alpha$$


$$y = \frac{1}{(s/\omega + 1)^n} * u$$


```





Parameters

Type	Name	Default	Description
Integer	n	2	Order of filter
Frequency	f		Cut-off frequency [Hz]
Boolean	normalized	true	= true, if amplitude at f_{cut} is 3 dB, otherwise unmodified filter
Initialization			
Init	initType	Modelica.Blocks.Types.Init.N...	Type of initialization (1: no init, 2: steady state, 3: initial state, 4: initial output)
Real	x_start[n]	zeros(n)	Initial or guess values of states
Real	y_start	0.0	Initial value of output (remaining states are in steady state)

Connectors

Type	Name	Description
input RealInput	u	Connector of Real input signal
output RealOutput	y	Connector of Real output signal

Modelica.Blocks.Discrete

Library of discrete input/output blocks with fixed sample period

Information









This package contains **discrete control blocks** with **fixed sample period**. Every component of this package is structured in the following way:

1. A component has **continuous real** input and output signals.
2. The **input** signals are **sampled** by the given sample period defined via parameter **samplePeriod**. The first sample instant is defined by parameter **startTime**.
3. The **output** signals are computed from the sampled input signals.

A **sampled data system** may consist of components of package **Discrete** and of every other purely

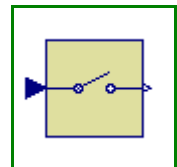
algebraic input/output block, such as the components of packages **Modelica.Blocks.Math**, **Modelica.Blocks.Nonlinear** or **Modelica.Blocks.Sources**.

Package Content

Name	Description
 Sampler	Ideal sampling of continuous signals
 ZeroOrderHold	Zero order hold of a sampled-data system
 FirstOrderHold	First order hold of a sampled-data system
 UnitDelay	Unit Delay Block
 TransferFunction	Discrete Transfer Function block
 StateSpace	Discrete State Space block
 TriggeredSampler	Triggered sampling of continuous signals
 TriggeredMax	Compute maximum, absolute value of continuous signal at trigger instants

Modelica.Blocks.Discrete.Sampler

Ideal sampling of continuous signals



Information

Samples the continuous input signal with a sampling rate defined via parameter **samplePeriod**.

Parameters

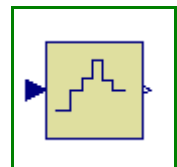
Type	Name	Default	Description
Time	samplePeriod		Sample period of component [s]
Time	startTime	0	First sample time instant [s]

Connectors

Type	Name	Description
input RealInput	u	Continuous input signal
output RealOutput	y	Continuous output signal

Modelica.Blocks.Discrete.ZeroOrderHold

Zero order hold of a sampled-data system



Information

The output is identical to the sampled input signal at sample time instants and holds the output at the value of the last sample instant during the sample points.

Parameters

Type	Name	Default	Description
------	------	---------	-------------

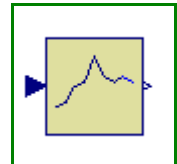
Time	samplePeriod		Sample period of component [s]
Time	startTime	0	First sample time instant [s]

Connectors

Type	Name	Description
input RealInput	u	Continuous input signal
output RealOutput	y	Continuous output signal

Modelica.Blocks.Discrete.FirstOrderHold

First order hold of a sampled-data system



Information

The output signal is the extrapolation through the values of the last two sampled input signals.

Parameters

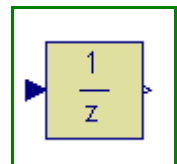
Type	Name	Default	Description
Time	samplePeriod		Sample period of component [s]
Time	startTime	0	First sample time instant [s]

Connectors

Type	Name	Description
input RealInput	u	Continuous input signal
output RealOutput	y	Continuous output signal

Modelica.Blocks.Discrete.UnitDelay

Unit Delay Block



Information

This block describes a unit delay:

$$y = \frac{1}{z} * u$$

that is, the output signal y is the input signal u of the previous sample instant. Before the second sample instant, the output y is identical to parameter y_{start} .

Parameters

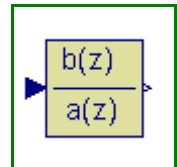
Type	Name	Default	Description
Real	y_{start}	0	Initial value of output signal
Time	samplePeriod		Sample period of component [s]
Time	startTime	0	First sample time instant [s]

Connectors

Type	Name	Description
input RealInput	u	Continuous input signal
output RealOutput	y	Continuous output signal

Modelica.Blocks.Discrete.TransferFunction

Discrete Transfer Function block



Information

The **discrete transfer function** block defines the transfer function between the input signal u and the output signal y . The numerator has the order $nb-1$, the denominator has the order $na-1$.

$$y(z) = \frac{b(1) * z^{(nb-1)} + b(2) * z^{(nb-2)} + \dots + b(nb)}{a(1) * z^{(na-1)} + a(2) * z^{(na-2)} + \dots + a(na)} * u(z)$$

State variables x are defined according to **controller canonical** form. Initial values of the states can be set as start values of x .

Example:

```
Blocks.Discrete.TransferFunction g(b = {2,4}, a = {1,3});
```

results in the following transfer function:

$$y = \frac{2 * z + 4}{z + 3} * u$$

Parameters

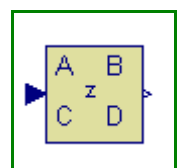
Type	Name	Default	Description
Real	b[:]	{1}	Numerator coefficients of transfer function.
Real	a[:]		Denominator coefficients of transfer function.
Time	samplePeriod		Sample period of component [s]
Time	startTime	0	First sample time instant [s]

Connectors

Type	Name	Description
input RealInput	u	Continuous input signal
output RealOutput	y	Continuous output signal

Modelica.Blocks.Discrete.StateSpace

Discrete State Space block



Information

The **discrete state space** block defines the relation between the input $u = \text{inPort.signal}$ and the output

$y = \text{outPort.signal}$ in state space form:

$$\begin{aligned}x &= A * \text{pre}(x) + B * u \\y &= C * \text{pre}(x) + D * u\end{aligned}$$

where $\text{pre}(x)$ is the value of the discrete state x at the previous sample time instant. The input is a vector of length nu , the output is a vector of length ny and nx is the number of states. Accordingly

A has the dimension: $A(nx, nx)$,
 B has the dimension: $B(nx, nu)$,
 C has the dimension: $C(ny, nx)$,
 D has the dimension: $D(ny, nu)$

Example:

```
parameter: A = [0.12, 2; 3, 1.5]
parameter: B = [2, 7; 3, 1]
parameter: C = [0.1, 2]
parameter: D = zeros(ny, nu)
```

results in the following equations:

$$\begin{aligned}\begin{bmatrix} x[1] \\ x[2] \end{bmatrix} &= \begin{bmatrix} 0.12 & 2.00 \\ 3.00 & 1.50 \end{bmatrix} \begin{bmatrix} \text{pre}(x[1]) \\ \text{pre}(x[2]) \end{bmatrix} + \begin{bmatrix} 2.0 & 7.0 \\ 0.1 & 2.0 \end{bmatrix} \begin{bmatrix} u[1] \\ u[2] \end{bmatrix} \\ y[1] &= [0.1 \quad 2.0] * \begin{bmatrix} \text{pre}(x[1]) \\ \text{pre}(x[2]) \end{bmatrix} + [0 \quad 0] * \begin{bmatrix} u[1] \\ u[2] \end{bmatrix}\end{aligned}$$

Parameters

Type	Name	Default	Description
Real	$A[:, \text{size}(A, 1)]$		Matrix A of state space model
Real	$B[\text{size}(A, 1), :]$		Matrix B of state space model
Real	$C[:, \text{size}(A, 1)]$		Matrix C of state space model
Real	$D[\text{size}(C, 1), \text{size}(B, 2)]$	$\text{zeros}(\text{size}(C, 1), \text{size}(B, 2))$	Matrix D of state space model
Time	samplePeriod		Sample period of component [s]
Time	startTime	0	First sample time instant [s]
Integer	nin	$\text{size}(B, 2)$	Number of inputs
Integer	nout	$\text{size}(C, 1)$	Number of outputs

Connectors

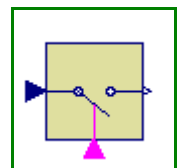
Type	Name	Description
input RealInput	$u[\text{nin}]$	Continuous input signals
output RealOutput	$y[\text{nout}]$	Continuous output signals

Modelica.Blocks.Discrete.TriggeredSampler

Triggered sampling of continuous signals

Information

Samples the continuous input signal whenever the trigger input signal is rising (i.e., trigger changes from



false to **true**) and provides the sampled input signal as output. Before the first sampling, the output signal is equal to the initial value defined via parameter **y0**.

Parameters

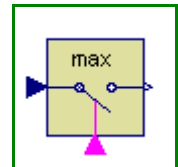
Type	Name	Default	Description
Real	y_start	0	initial value of output signal

Connectors

Type	Name	Description
input RealInput	u	Connector with a Real input signal
output RealOutput	y	Connector with a Real output signal
input BooleanInput	trigger	

Modelica.Blocks.Discrete.TriggeredMax

Compute maximum, absolute value of continuous signal at trigger instants



Information

Samples the continuous input signal whenever the trigger input signal is rising (i.e., trigger changes from **false** to **true**). The maximum, absolute value of the input signal at the sampling point is provided as output signal.

Connectors

Type	Name	Description
input RealInput	u	Connector with a Real input signal
output RealOutput	y	Connector with a Real output signal
input BooleanInput	trigger	






Modelica.Blocks.Interfaces

Library of connectors and partial models for input/output blocks











Information

This package contains interface definitions for **continuous** input/output blocks with Real, Integer and Boolean signals. Furthermore, it contains partial models for continuous and discrete blocks.

Package Content


Name	Description
 RealInput	'input Real' as connector
 RealOutput	'output Real' as connector
 BooleanInput	'input Boolean' as connector
 BooleanOutput	'output Boolean' as connector
 IntegerInput	'input Integer' as connector

 IntegerOutput	'output Integer' as connector
 BlockIcon	Basic graphical layout of input/output block
 SO	Single Output continuous control block
 MO	Multiple Output continuous control block
 SISO	Single Input Single Output continuous control block
 SI2SO	2 Single Input / 1 Single Output continuous control block
 SIMO	Single Input Multiple Output continuous control block
 MISO	Multiple Input Single Output continuous control block
 MIMO	Multiple Input Multiple Output continuous control block
 MIMOs	Multiple Input Multiple Output continuous control block with same number of inputs and outputs
 MI2MO	2 Multiple Input / Multiple Output continuous control block
 SignalSource	Base class for continuous signal source
 SVcontrol	Single-Variable continuous controller
 MVcontrol	Multi-Variable continuous controller
 DiscreteBlockIcon	Graphical layout of discrete block component icon
 DiscreteBlock	Base class of discrete control blocks
 DiscreteSISO	Single Input Single Output discrete control block
 DiscreteMIMO	Multiple Input Multiple Output discrete control block
 DiscreteMIMOs	Multiple Input Multiple Output discrete control block
 SVdiscrete	Discrete Single-Variable controller
 MVdiscrete	Discrete Multi-Variable controller
 BooleanBlockIcon	Basic graphical layout of Boolean block
 BooleanSISO	Single Input Single Output control block with signals of type Boolean
 BooleanMIMOs	Multiple Input Multiple Output continuous control block with same number of inputs and outputs of boolean type
 MI2BooleanMOs	2 Multiple Input / Boolean Multiple Output block with same signal lengths
 SI2BooleanSO	2 Single Input / Boolean Single Output block
 BooleanSignalSource	Base class for Boolean signal sources
 IntegerBlockIcon	Basic graphical layout of Integer block
 IntegerSO	Single Integer Output continuous control block
 IntegerMO	Multiple Integer Output continuous control block
 IntegerSignalSource	Base class for continuous Integer signal source
 IntegerSIBooleanSO	Integer Input Boolean Output continuous control block
 IntegerMIBooleanMOs	Multiple Integer Input Multiple Boolean Output continuous control block with same number of inputs and outputs
 partialBooleanBlockIcon	Basic graphical layout of logical block

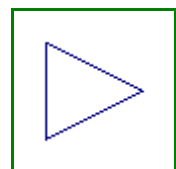
 partialBooleanSISO	Partial block with 1 input and 1 output Boolean signal
 partialBooleanSI2SO	Partial block with 2 input and 1 output Boolean signal
 partialBooleanSI3SO	Partial block with 3 input and 1 output Boolean signal
 partialBooleanSI	Partial block with 1 input Boolean signal
 partialBooleanSO	Partial block with 1 output Boolean signal
 partialBooleanSource	Partial source block (has 1 output Boolean signal and an appropriate default icon)
 partialBooleanThresholdComparison	Partial block to compare the Real input u with a threshold and provide the result as 1 Boolean output signal
 partialBooleanComparison	Partial block with 2 Real input and 1 Boolean output signal (the result of a comparison of the two Real inputs)
 Adaptors	Obsolete package with components to send signals to a bus or receive signals from a bus (only for backward compatibility)
 PartialConversionBlock	Partial block defining the interface for conversion blocks

Modelica.Blocks.Interfaces.RealInput**'input Real' as connector****Information**


Connector with one input signal of type Real.

**Modelica.Blocks.Interfaces.RealOutput****'output Real' as connector****Information**

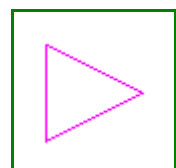
Connector with one output signal of type Real.

**Modelica.Blocks.Interfaces.BooleanInput****'input Boolean' as connector****Information**

Connector with one input signal of type Boolean.

**Modelica.Blocks.Interfaces.BooleanOutput****'output Boolean' as connector****Information**

Connector with one output signal of type Boolean.




Modelica.Blocks.Interfaces.IntegerInput**'input Integer' as connector****Information**

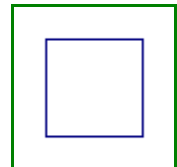
Connector with one input signal of type Integer.

**Modelica.Blocks.Interfaces.IntegerOutput****'output Integer' as connector****Information**

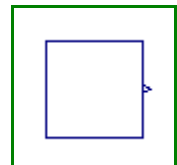
Connector with one output signal of type Integer.

**Modelica.Blocks.Interfaces.BlockIcon****Basic graphical layout of input/output block****Information**

Block that has only the basic icon for an input/output block (no declarations, no equations). Most blocks of package Modelica.Blocks inherit directly or indirectly from this block.

**Modelica.Blocks.Interfaces.SO****Single Output continuous control block****Information**

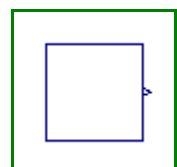
Block has one continuous Real output signal.

**Connectors**

Type	Name	Description
output RealOutput	y	Connector of Real output signal

Modelica.Blocks.Interfaces.MO**Multiple Output continuous control block****Information**

Block has one continuous Real output signal vector.



Parameters

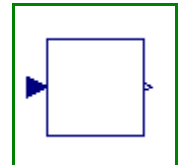
Type	Name	Default	Description
Integer	nout	1	Number of outputs

Connectors

Type	Name	Description
output RealOutput	y[nout]	Connector of Real output signals

Modelica.Blocks.Interfaces.SISO

Single Input Single Output continuous control block

**Information**

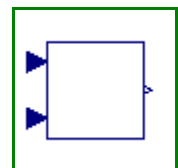
Block has one continuous Real input and one continuous Real output signal.

Connectors

Type	Name	Description
input RealInput	u	Connector of Real input signal
output RealOutput	y	Connector of Real output signal

Modelica.Blocks.Interfaces.SI2SO

2 Single Input / 1 Single Output continuous control block

**Information**

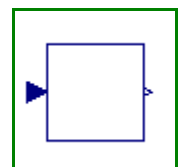
Block has two continuous Real input signals u1 and u2 and one continuous Real output signal y.

Connectors

Type	Name	Description
input RealInput	u1	Connector of Real input signal 1
input RealInput	u2	Connector of Real input signal 2
output RealOutput	y	Connector of Real output signal

Modelica.Blocks.Interfaces.SIMO

Single Input Multiple Output continuous control block

**Information**

Block has one continuous Real input signal and a vector of continuous Real output signals.

Parameters

Type	Name	Default	Description
------	------	---------	-------------

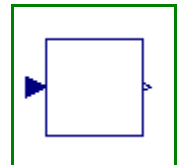
Integer	nout	1	Number of outputs
---------	------	---	-------------------

Connectors

Type	Name	Description
input RealInput	u	Connector of Real input signal
output RealOutput	y[nout]	Connector of Real output signals

Modelica.Blocks.Interfaces.MISO

Multiple Input Single Output continuous control block



Information

Block has a vector of continuous Real input signals and one continuous Real output signal.

Parameters

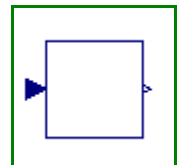
Type	Name	Default	Description
Integer	nin	1	Number of inputs

Connectors

Type	Name	Description
input RealInput	u[nin]	Connector of Real input signals
output RealOutput	y	Connector of Real output signal

Modelica.Blocks.Interfaces.MIMO

Multiple Input Multiple Output continuous control block



Information

Block has a continuous Real input and a continuous Real output signal vector. The signal sizes of the input and output vector may be different.

Parameters

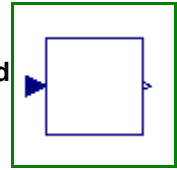
Type	Name	Default	Description
Integer	nin	1	Number of inputs
Integer	nout	1	Number of outputs

Connectors

Type	Name	Description
input RealInput	u[nin]	Connector of Real input signals
output RealOutput	y[nout]	Connector of Real output signals

Modelica.Blocks.Interfaces.MIMOs

Multiple Input Multiple Output continuous control block with same number of inputs and outputs

**Information**

Block has a continuous Real input and a continuous Real output signal vector where the signal sizes of the input and output vector are identical.

Parameters

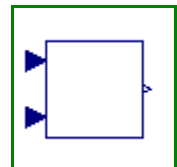
Type	Name	Default	Description
Integer	n	1	Number of inputs (= number of outputs)

Connectors

Type	Name	Description
input RealInput	u[n]	Connector of Real input signals
output RealOutput	y[n]	Connector of Real output signals

Modelica.Blocks.Interfaces.MI2MO

2 Multiple Input / Multiple Output continuous control block

**Information**

Block has two continuous Real input vectors u1 and u2 and one continuous Real output vector y. All vectors have the same number of elements.

Parameters

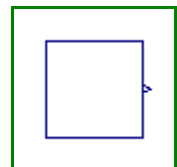
Type	Name	Default	Description
Integer	n	1	Dimension of input and output vectors.

Connectors

Type	Name	Description
input RealInput	u1[n]	Connector 1 of Real input signals
input RealInput	u2[n]	Connector 2 of Real input signals
output RealOutput	y[n]	Connector of Real output signals

Modelica.Blocks.Interfaces.SignalSource

Base class for continuous signal source

**Information**

Basic block for Real sources of package Blocks.Sources. This component has one continuous Real output signal y and two parameters (offset, startTime) to shift the generated signal.

Parameters

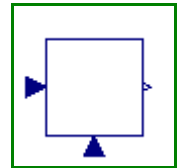
Type	Name	Default	Description
Real	offset	0	Offset of output signal y
Time	startTime	0	Output y = offset for time < startTime [s]

Connectors

Type	Name	Description
output RealOutput	y	Connector of Real output signal

Modelica.Blocks.Interfaces.SVcontrol

Single-Variable continuous controller



Information

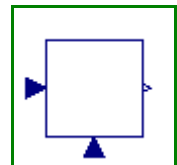
Block has two continuous Real input signals and one continuous Real output signal. The block is designed to be used as base class for a corresponding controller.

Connectors

Type	Name	Description
input RealInput	u_s	Connector of setpoint input signal
input RealInput	u_m	Connector of measurement input signal
output RealOutput	y	Connector of actuator output signal

Modelica.Blocks.Interfaces.MVcontrol

Multi-Variable continuous controller



Information

Block has two continuous Real input signal vectors and one continuous Real output signal vector. The block is designed to be used as base class for a corresponding controller.

Parameters

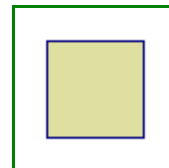
Type	Name	Default	Description
Integer	nu_s	1	Number of setpoint inputs
Integer	nu_m	1	Number of measurement inputs
Integer	ny	1	Number of actuator outputs

Connectors

Type	Name	Description
input RealInput	u_s[nu_s]	Connector of setpoint input signals
input RealInput	u_m[nu_m]	Connector of measurement input signals
output RealOutput	y[ny]	Connector of actuator output signals

Modelica.Blocks.Interfaces.DiscreteBlockIcon

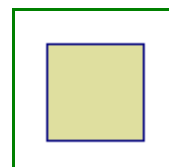
Graphical layout of discrete block component icon

**Information**

Block that has only the basic icon for an input/output, discrete block (no declarations, no equations), e.g., from Blocks.Discrete.

Modelica.Blocks.Interfaces.DiscreteBlock

Base class of discrete control blocks

**Information**

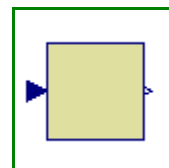
Basic definitions of a discrete block of library Blocks.Discrete.

Parameters

Type	Name	Default	Description
Time	samplePeriod		Sample period of component [s]
Time	startTime	0	First sample time instant [s]

Modelica.Blocks.Interfaces.DiscreteSISO

Single Input Single Output discrete control block

**Information**

Block has one continuous input and one continuous output signal which are sampled due to the defined **samplePeriod** parameter.

Parameters

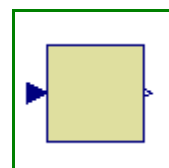
Type	Name	Default	Description
Time	samplePeriod		Sample period of component [s]
Time	startTime	0	First sample time instant [s]

Connectors

Type	Name	Description
input RealInput	u	Continuous input signal
output RealOutput	y	Continuous output signal

Modelica.Blocks.Interfaces.DiscreteMIMO

Multiple Input Multiple Output discrete control block

**Information**

Block has a continuous input and a continuous output signal vector which are sampled due to the defined

samplePeriod parameter.

Parameters

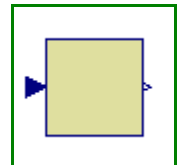
Type	Name	Default	Description
Time	samplePeriod		Sample period of component [s]
Time	startTime	0	First sample time instant [s]
Integer	nin	1	Number of inputs
Integer	nout	1	Number of outputs

Connectors

Type	Name	Description
input RealInput	u[nin]	Continuous input signals
output RealOutput	y[nout]	Continuous output signals

Modelica.Blocks.Interfaces.DiscreteMIMOs

Multiple Input Multiple Output discrete control block



Information

Block has a continuous input and a continuous output signal vector where the signal sizes of the input and output vector are identical. These signals are sampled due to the defined **samplePeriod** parameter.

Parameters

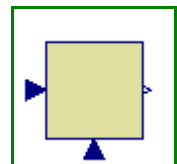
Type	Name	Default	Description
Integer	n	1	Number of inputs (= number of outputs)
Time	samplePeriod		Sample period of component [s]
Time	startTime	0	First sample time instant [s]

Connectors

Type	Name	Description
input RealInput	u[n]	Continuous input signals
output RealOutput	y[n]	Continuous output signals

Modelica.Blocks.Interfaces.SVdiscrete

Discrete Single-Variable controller



Information

Block has two continuous Real input signals and one continuous Real output signal that are sampled due to the defined **samplePeriod** parameter. The block is designed to be used as base class for a corresponding controller.

Parameters

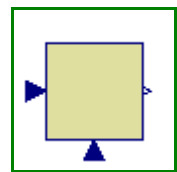
Type	Name	Default	Description
Time	samplePeriod		Sample period of component [s]
Time	startTime	0	First sample time instant [s]

Connectors

Type	Name	Description
input RealInput	u_s	Continuous scalar setpoint input signal
input RealInput	u_m	Continuous scalar measurement input signal
output RealOutput	y	Continuous scalar actuator output signal

Modelica.Blocks.Interfaces.MVdiscrete

Discrete Multi-Variable controller



Information

Block has two continuous Real input signal vectors and one continuous Real output signal vector. The vector signals are sampled due to the defined **samplePeriod** parameter. The block is designed to be used as base class for a corresponding controller.

Parameters

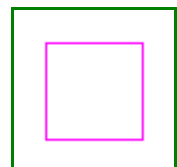
Type	Name	Default	Description
Time	samplePeriod		Sample period of component [s]
Time	startTime	0	First sample time instant [s]
Integer	nu_s	1	Number of setpoint inputs
Integer	nu_m	1	Number of measurement inputs
Integer	ny	1	Number of actuator outputs

Connectors

Type	Name	Description
input RealInput	u_s[nu_s]	Continuous setpoint input signals
input RealInput	u_m[nu_m]	Continuous measurement input signals
output RealOutput	y[ny]	Continuous actuator output signals

Modelica.Blocks.Interfaces.BooleanBlockIcon

Basic graphical layout of Boolean block



Information

Block that has only the basic icon for an input/output, Boolean block (no declarations, no equations).

Modelica.Blocks.Interfaces.BooleanSISO

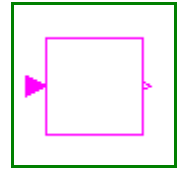
Single Input Single Output control block with signals of type Boolean

Information

Block has one continuous Boolean input and one continuous Boolean output signal.

Connectors

Type	Name	Description
input BooleanInput	u	Connector of Boolean input signal
output BooleanOutput	y	Connector of Boolean output signal

**Modelica.Blocks.Interfaces.BooleanMIMOs**

Multiple Input Multiple Output continuous control block with same number of inputs and outputs of boolean type

Information

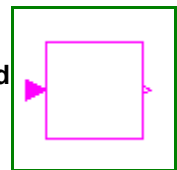
Block has a continuous Boolean input and a continuous Boolean output signal vector where the signal sizes of the input and output vector are identical.

Parameters

Type	Name	Default	Description
Integer	n	1	Number of inputs (= number of outputs)

Connectors

Type	Name	Description
input BooleanInput	u[n]	Connector of Boolean input signals
output BooleanOutput	y[n]	Connector of Boolean output signals

**Modelica.Blocks.Interfaces.MI2BooleanMOs**

2 Multiple Input / Boolean Multiple Output block with same signal lengths

Information

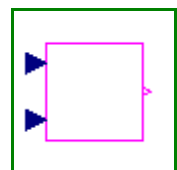
Block has two Boolean input vectors u1 and u2 and one Boolean output vector y. All vectors have the same number of elements.

Parameters

Type	Name	Default	Description
Integer	n	1	Dimension of input and output vectors.

Connectors

Type	Name	Description
------	------	-------------



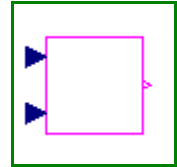
input RealInput	u1[n]	Connector 1 of Boolean input signals
input RealInput	u2[n]	Connector 2 of Boolean input signals
output BooleanOutput	y[n]	Connector of Boolean output signals

Modelica.Blocks.Interfaces.SI2BooleanSO**2 Single Input / Boolean Single Output block****Information**

Block has two Boolean input signals u1 and u2 and one Boolean output signal y.

Connectors

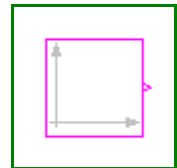
Type	Name	Description
input RealInput	u1	Connector 1 of Boolean input signals
input RealInput	u2	Connector 2 of Boolean input signals
output BooleanOutput	y	Connector of Boolean output signals

**Modelica.Blocks.Interfaces.BooleanSignalSource****Base class for Boolean signal sources****Information**


Basic block for Boolean sources of package Blocks.Sources. This component has one continuous Boolean output signal y.

Connectors

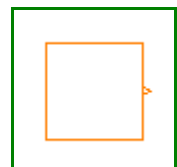
Type	Name	Description
output BooleanOutput	y	Connector of Boolean output signal

**Modelica.Blocks.Interfaces.IntegerBlockIcon****Basic graphical layout of Integer block****Information**

Block that has only the basic icon for an input/output, Integer block (no declarations, no equations).

**Modelica.Blocks.Interfaces.IntegerSO****Single Integer Output continuous control block****Information**

Block has one continuous Integer output signal.



Connectors

Type	Name	Description
output IntegerOutput	y	Connector of Integer output signal

Modelica.Blocks.Interfaces.IntegerMO

Multiple Integer Output continuous control block

Information

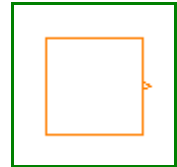
Block has one continuous Integer output signal vector.

Parameters

Type	Name	Default	Description
Integer	nout	1	Number of outputs

Connectors

Type	Name	Description
output IntegerOutput	y[nout]	Connector of Integer output signals



Modelica.Blocks.Interfaces.IntegerSignalSource

Base class for continuous Integer signal source

Information

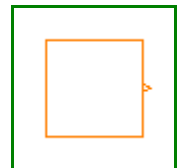
Basic block for Integer sources of package Blocks.Sources. This component has one continuous Integer output signal y and two parameters (offset, startTime) to shift the generated signal.

Parameters

Type	Name	Default	Description
Integer	offset	0	Offset of output signal y
Time	startTime	0	Output y = offset for time < startTime [s]

Connectors

Type	Name	Description
output IntegerOutput	y	Connector of Integer output signal

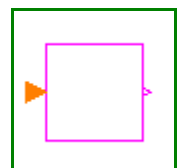


Modelica.Blocks.Interfaces.IntegerSIBooleanSO

Integer Input Boolean Output continuous control block

Information

Block has a continuous Integer input and a continuous Boolean output signal.

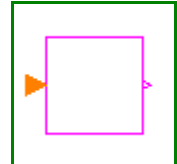


Connectors

Type	Name	Description
input IntegerInput	u	Connector of Integer input signal
output BooleanOutput	y	Connector of Boolean output signal

Modelica.Blocks.Interfaces.IntegerMIBooleanMOs

Multiple Integer Input Multiple Boolean Output continuous control block with same number of inputs and outputs

**Information**

Block has a continuous Integer input and a continuous Boolean output signal vector where the signal sizes of the input and output vector are identical.

Parameters


Type	Name	Default	Description
Integer	n	1	Number of inputs (= number of outputs)

Connectors

Type	Name	Description
input IntegerInput	u[n]	Connector of Integer input signals
output BooleanOutput	y[n]	Connector of Boolean output signals

Modelica.Blocks.Interfaces.partialBooleanBlockIcon

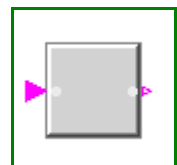
Basic graphical layout of logical block

**Information**

Block that has only the basic icon for an input/output, Boolean block (no declarations, no equations) used especially in the Blocks.Logical library.

Modelica.Blocks.Interfaces.partialBooleanSISO

Partial block with 1 input and 1 output Boolean signal

**Information**

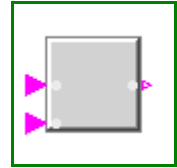
Block has one continuous Boolean input and one continuous Boolean output signal with a 3D icon (e.g. used in Blocks.Logical library).

Connectors

Type	Name	Description
input BooleanInput	u	Connector of Boolean input signal
output BooleanOutput	y	Connector of Boolean output signal

Modelica.Blocks.Interfaces.partialBooleanSI2SO

Partial block with 2 input and 1 output Boolean signal

**Information**

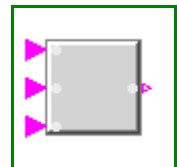
Block has two continuous Boolean input and one continuous Boolean output signal with a 3D icon (e.g. used in Blocks.Logical library).

Connectors

Type	Name	Description
input BooleanInput	u1	Connector of first Boolean input signal
input BooleanInput	u2	Connector of second Boolean input signal
output BooleanOutput	y	Connector of Boolean output signal

Modelica.Blocks.Interfaces.partialBooleanSI3SO

Partial block with 3 input and 1 output Boolean signal

**Information**

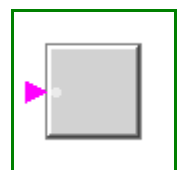
Block has three continuous Boolean input and one continuous Boolean output signal with a 3D icon (e.g. used in Blocks.Logical library).

Connectors

Type	Name	Description
input BooleanInput	u1	Connector of first Boolean input signal
input BooleanInput	u2	Connector of second Boolean input signal
input BooleanInput	u3	Connector of third Boolean input signal
output BooleanOutput	y	Connector of Boolean output signal

Modelica.Blocks.Interfaces.partialBooleanSI

Partial block with 1 input Boolean signal

**Information**

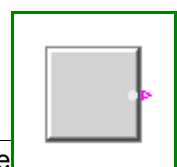
Block has one continuous Boolean input signal with a 3D icon (e.g. used in Blocks.Logical library).

Connectors

Type	Name	Description
input BooleanInput	u	Connector of Boolean input signal

Modelica.Blocks.Interfaces.partialBooleanSO

Partial block with 1 output Boolean signal



Information

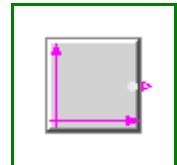
Block has one continuous Boolean output signal with a 3D icon (e.g. used in Blocks.Logical library).

Connectors

Type	Name	Description
output BooleanOutput	y	Connector of Boolean output signal

Modelica.Blocks.Interfaces.partialBooleanSource

Partial source block (has 1 output Boolean signal and an appropriate default icon)

**Information**

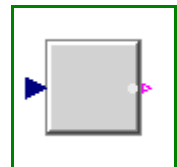
Basic block for Boolean sources of package Blocks.Sources. This component has one continuous Boolean output signal y and a 3D icon (e.g. used in Blocks.Logical library).

Connectors

Type	Name	Description
output BooleanOutput	y	Connector of Boolean output signal

Modelica.Blocks.Interfaces.partialBooleanThresholdComparison

Partial block to compare the Real input u with a threshold and provide the result as 1 Boolean output signal

**Information**

Block has one continuous Real input and one continuous Boolean output signal as well as a 3D icon (e.g. used in Blocks.Logical library).

Parameters

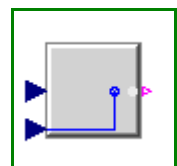
Type	Name	Default	Description
Real	threshold	0	Comparison with respect to threshold

Connectors

Type	Name	Description
input RealInput	u	Connector of Boolean input signal
output BooleanOutput	y	Connector of Boolean output signal

Modelica.Blocks.Interfaces.partialBooleanComparison

Partial block with 2 Real input and 1 Boolean output signal (the result of a comparison of the two Real inputs)



Information

Block has two continuous Real input and one continuous Boolean output signal as a result of the comparison of the two input signals. The block has a 3D icon (e.g. used in Blocks.Logical library).

Connectors

Type	Name	Description
input RealInput	u1	Connector of first Boolean input signal
input RealInput	u2	Connector of second Boolean input signal
output BooleanOutput	y	Connector of Boolean output signal







Modelica.Blocks.Interfaces.Adaptors

Obsolete package with components to send signals to a bus or receive signals from a bus (only for backward compatibility)

Information

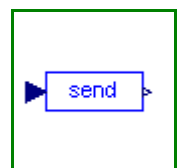
The components of this package should no longer be used. They are only provided for backward compatibility. It is much more convenient and more powerful to use "expandable connectors" for signal buses, see example [BusUsage](#).

Package Content

Name	Description
 SendReal	Obsolete block to send Real signal to bus
 SendBoolean	Obsolete block to send Boolean signal to bus
 SendInteger	Obsolete block to send Integer signal to bus
 ReceiveReal	Obsolete block to receive Real signal from bus
 ReceiveBoolean	Obsolete block to receive Boolean signal from bus
 ReceiveInteger	Obsolete block to receive Integer signal from bus

Modelica.Blocks.Interfaces.Adaptors.SendReal

Obsolete block to send Real signal to bus



Information

Obsolete block that was previously used to connect a Real signal to a signal in a connector. This block is only provided for backward compatibility.

It is much more convenient and more powerful to use "expandable connectors" for signal buses, see example [BusUsage](#).

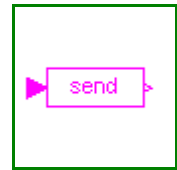
Connectors

Type	Name	Description
output RealOutput	toBus	Output signal to be connected to bus

input RealInput	u	Input signal to be send to bus
---------------------------------	---	--------------------------------

Modelica.Blocks.Interfaces.Adaptors.SendBoolean

Obsolete block to send Boolean signal to bus

**Information**

Obsolete block that was previously used to connect a Boolean signal to a signal in a connector. This block is only provided for backward compatibility.

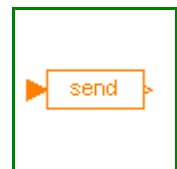
It is much more convenient and more powerful to use "expandable connectors" for signal buses, see example [BusUsage](#).

Connectors

Type	Name	Description
output BooleanOutput	toBus	Output signal to be connected to bus
input BooleanInput	u	Input signal to be send to bus

Modelica.Blocks.Interfaces.Adaptors.SendInteger

Obsolete block to send Integer signal to bus

**Information**

Obsolete block that was previously used to connect an Integer signal to a signal in a connector. This block is only provided for backward compatibility.

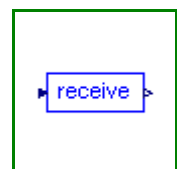
It is much more convenient and more powerful to use "expandable connectors" for signal buses, see example [BusUsage](#).

Connectors

Type	Name	Description
output IntegerOutput	toBus	Output signal to be connected to bus
input IntegerInput	u	Input signal to be send to bus

Modelica.Blocks.Interfaces.Adaptors.ReceiveReal

Obsolete block to receive Real signal from bus

**Information**

Obsolete block that was previously used to connect a Real signal in a connector to an input of a block. This block is only provided for backward compatibility.

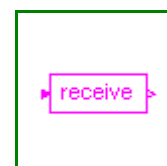
It is much more convenient and more powerful to use "expandable connectors" for signal buses, see example [BusUsage](#).

Connectors

Type	Name	Description
input RealInput	fromBus	To be connected with signal on bus
output RealOutput	y	Output signal to be received from bus

Modelica.Blocks.Interfaces.Adaptors.ReceiveBoolean

Obsolete block to receive Boolean signal from bus



Information

Obsolete block that was previously used to connect a Boolean signal in a connector to an input of a block. This block is only provided for backward compatibility.

It is much more convenient and more powerful to use "expandable connectors" for signal buses, see example [BusUsage](#).

Connectors

Type	Name	Description
input BooleanInput	fromBus	To be connected with signal on bus
output BooleanOutput	y	Output signal to be received from bus

Modelica.Blocks.Interfaces.Adaptors.ReceiveInteger

Obsolete block to receive Integer signal from bus



Information

Obsolete block that was previously used to connect an Integer signal in a connector to an input of a block. This block is only provided for backward compatibility.

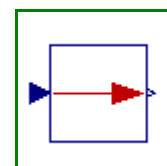
It is much more convenient and more powerful to use "expandable connectors" for signal buses, see example [BusUsage](#).

Connectors

Type	Name	Description
input IntegerInput	fromBus	To be connected with signal on bus
output IntegerOutput	y	Output signal to be received from bus

Modelica.Blocks.Interfaces.PartialConversionBlock

Partial block defining the interface for conversion blocks



Information

This block defines the interface of a conversion block that converts from one unit into another one.

Connectors

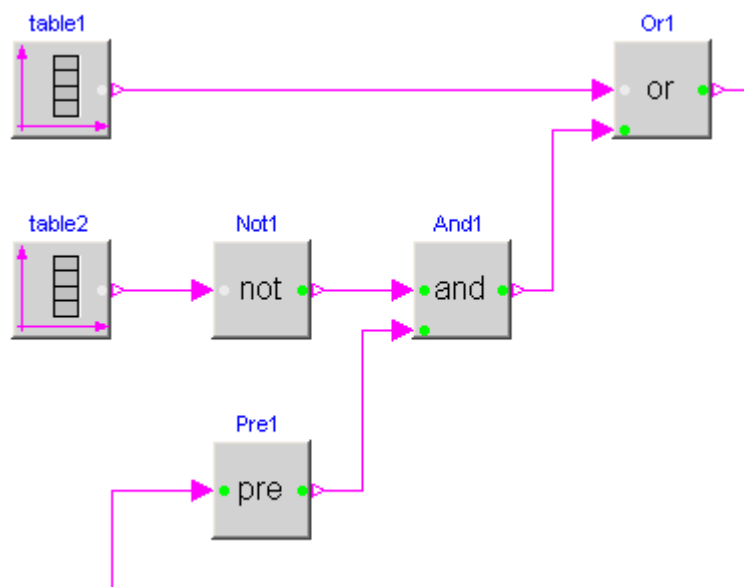
Type	Name	Description
input RealInput	u	Connector of Real input signal to be converted
output RealOutput	y	Connector of Real output signal containing input signal u in another unit

Modelica.Blocks.Logical

Library of components with Boolean input and output signals

Information




















This package provides blocks with Boolean input and output signals to describe logical networks. A typical example for a logical network built with package Logical is shown in the next figure:



The actual value of Boolean input and/or output signals is displayed in the respective block icon as "circle", where "white" color means value **false** and "green" color means value **true**. These values are visualized in a diagram animation.

Package Content

Name	Description
And	Logical 'and': $y = u1 \text{ and } u2$
Or	Logical 'or': $y = u1 \text{ or } u2$
Xor	Logical 'xor': $y = u1 \text{ xor } u2$
Nor	Logical 'nor': $y = \text{not } (u1 \text{ or } u2)$
Nand	Logical 'nand': $y = \text{not } (u1 \text{ and } u2)$
Not	Logical 'not': $y = \text{not } u$
Pre	Breaks algebraic loops by an infinitesimal small time delay ($y = \text{pre}(u)$: event iteration continues until $u = \text{pre}(u)$)

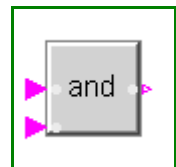
 Edge	Output y is true, if the input u has a rising edge ($y = \text{edge}(u)$)
 FallingEdge	Output y is true, if the input u has a falling edge ($y = \text{edge}(\text{not } u)$)
 Change	Output y is true, if the input u has a rising or falling edge ($y = \text{change}(u)$)
 GreaterThreshold	Output y is true, if input u is greater than threshold
 GreaterEqualThreshold	Output y is true, if input u is greater or equal than threshold
 LessThreshold	Output y is true, if input u is less than threshold
 LessEqualThreshold	Output y is true, if input u is less or equal than threshold
 Greater	Output y is true, if input u1 is greater as input u2
 GreaterEqual	Output y is true, if input u1 is greater or equal as input u2
 Less	Output y is true, if input u1 is less as input u2
 LessEqual	Output y is true, if input u1 is less or equal as input u2
 ZeroCrossing	Trigger zero crossing of input u
 LogicalSwitch	Logical Switch
 Switch	Switch between two Real signals
 Hysteresis	Transform Real to Boolean signal with Hysteresis
 OnOffController	On-off controller
 TriggeredTrapezoid	Triggered trapezoid generator
 Timer	Timer measuring the time from the time instant where the Boolean input became true
 TerminateSimulation	Terminate simulation if condition is fulfilled

Modelica.Blocks.Logical.And

Logical 'and': $y = u1 \text{ and } u2$

Information

The output is **true** if all inputs are **true**, otherwise the output is **false**.

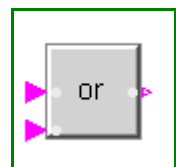


Connectors

Type	Name	Description
input BooleanInput	u1	Connector of first Boolean input signal
input BooleanInput	u2	Connector of second Boolean input signal
output BooleanOutput	y	Connector of Boolean output signal

Modelica.Blocks.Logical.Or

Logical 'or': $y = u1 \text{ or } u2$



Information

The output is **true** if at least one input is **true**, otherwise the output is **false**.

Connectors

Type	Name	Description
input BooleanInput	u1	Connector of first Boolean input signal
input BooleanInput	u2	Connector of second Boolean input signal
output BooleanOutput	y	Connector of Boolean output signal

Modelica.Blocks.Logical.Xor

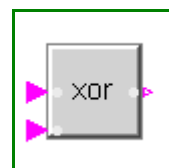
Logical 'xor': $y = u1 \text{ xor } u2$

Information

The output is **true** if exactly one input is **true**, otherwise the output is **false**.

Connectors

Type	Name	Description
input BooleanInput	u1	Connector of first Boolean input signal
input BooleanInput	u2	Connector of second Boolean input signal
output BooleanOutput	y	Connector of Boolean output signal

**Modelica.Blocks.Logical.Nor**

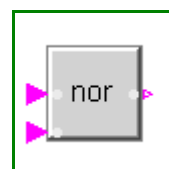
Logical 'nor': $y = \text{not } (u1 \text{ or } u2)$

Information

The output is **true** if none of the inputs is **true**, otherwise the output is **false**.

Connectors

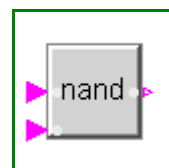
Type	Name	Description
input BooleanInput	u1	Connector of first Boolean input signal
input BooleanInput	u2	Connector of second Boolean input signal
output BooleanOutput	y	Connector of Boolean output signal

**Modelica.Blocks.Logical.Nand**

Logical 'nand': $y = \text{not } (u1 \text{ and } u2)$

Information

The output is **true** if at least one input is **false**, otherwise the output is **false**.



Connectors


Type	Name	Description
input BooleanInput	u1	Connector of first Boolean input signal
input BooleanInput	u2	Connector of second Boolean input signal
output BooleanOutput	y	Connector of Boolean output signal

Modelica.Blocks.Logical.Not

Logical 'not': $y = \text{not } u$

Information

The output is **true** if the input is **false**, otherwise the output is **false**.

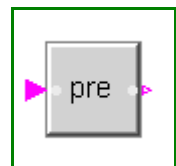


Connectors

Type	Name	Description
input BooleanInput	u	Connector of Boolean input signal
output BooleanOutput	y	Connector of Boolean output signal

Modelica.Blocks.Logical.Pre

Breaks algebraic loops by an infinitesimal small time delay ($y = \text{pre}(u)$: event iteration continues until $u = \text{pre}(u)$)



Information

This block delays the Boolean input by an infinitesimal small time delay and therefore breaks algebraic loops. In a network of logical blocks, in every "closed connection loop" at least one logical block must have a delay, since algebraic systems of Boolean equations are not solveable.

The "Pre" block returns the value of the "input" signal from the last "event iteration". The "event iteration" stops, once both values are identical ($u = \text{pre}(u)$).

Parameters

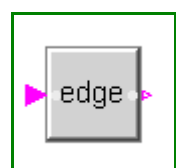
Type	Name	Default	Description
Boolean	pre_u_start	false	Start value of pre(u) at initial time

Connectors

Type	Name	Description
input BooleanInput	u	Connector of Boolean input signal
output BooleanOutput	y	Connector of Boolean output signal

Modelica.Blocks.Logical.Edge

Output y is true, if the input u has a rising edge ($y = \text{edge}(u)$)



Information

The output is **true** if the Boolean input has a rising edge from **false** to **true**, otherwise the output is **false**.

Parameters


Type	Name	Default	Description
Boolean	pre_u_start	false	Start value of pre(u) at initial time

Connectors

Type	Name	Description
input BooleanInput	u	Connector of Boolean input signal
output BooleanOutput	y	Connector of Boolean output signal

Modelica.Blocks.Logical.FallingEdge

Output y is true, if the input u has a falling edge ($y = \text{edge}(\text{not } u)$)



Information

The output is **true** if the Boolean input has a falling edge from **true** to **false**, otherwise the output is **false**.

Parameters

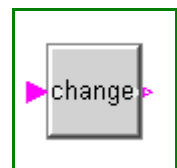
Type	Name	Default	Description
Boolean	pre_u_start	false	Start value of pre(u) at initial time

Connectors

Type	Name	Description
input BooleanInput	u	Connector of Boolean input signal
output BooleanOutput	y	Connector of Boolean output signal

Modelica.Blocks.Logical.Change

Output y is true, if the input u has a rising or falling edge ($y = \text{change}(u)$)



Information

The output is **true** if the Boolean input has either a rising edge from **false** to **true** or a falling edge from **true** to **false**, otherwise the output is **false**.

Parameters

Type	Name	Default	Description
Boolean	pre_u_start	false	Start value of pre(u) at initial time

Connectors

Type	Name	Description
input BooleanInput	u	Connector of Boolean input signal

output BooleanOutput	y	Connector of Boolean output signal
--------------------------------------	---	------------------------------------

Modelica.Blocks.Logical.GreaterThreshold

Output y is true, if input u is greater than threshold

Information

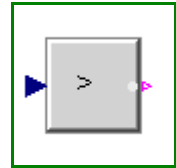
The output is **true** if the Real input is greater than parameter **threshold**, otherwise the output is **false**.

Parameters

Type	Name	Default	Description
Real	threshold	0	Comparison with respect to threshold

Connectors

Type	Name	Description
input RealInput	u	Connector of Boolean input signal
output BooleanOutput	y	Connector of Boolean output signal



Modelica.Blocks.Logical.GreaterEqualThreshold

Output y is true, if input u is greater or equal than threshold

Information

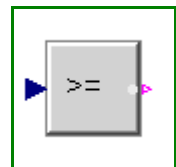
The output is **true** if the Real input is greater than or equal to parameter **threshold**, otherwise the output is **false**.

Parameters

Type	Name	Default	Description
Real	threshold	0	Comparison with respect to threshold

Connectors

Type	Name	Description
input RealInput	u	Connector of Boolean input signal
output BooleanOutput	y	Connector of Boolean output signal

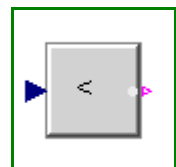


Modelica.Blocks.Logical.LessThreshold

Output y is true, if input u is less than threshold

Information

The output is **true** if the Real input is less than parameter **threshold**, otherwise the output is **false**.



Parameters

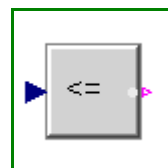
Type	Name	Default	Description
Real	threshold	0	Comparison with respect to threshold

Connectors

Type	Name	Description
input RealInput	u	Connector of Boolean input signal
output BooleanOutput	y	Connector of Boolean output signal

Modelica.Blocks.Logical.LessEqualThreshold

Output y is true, if input u is less or equal than threshold



Information

The output is **true** if the Real input is less than or equal to parameter **threshold**, otherwise the output is **false**.

Parameters

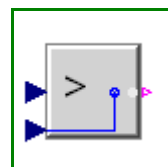
Type	Name	Default	Description
Real	threshold	0	Comparison with respect to threshold

Connectors

Type	Name	Description
input RealInput	u	Connector of Boolean input signal
output BooleanOutput	y	Connector of Boolean output signal

Modelica.Blocks.Logical.Greater

Output y is true, if input u1 is greater as input u2



Information

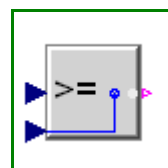
The output is **true** if Real input u1 is greater than Real input u2, otherwise the output is **false**.

Connectors

Type	Name	Description
input RealInput	u1	Connector of first Boolean input signal
input RealInput	u2	Connector of second Boolean input signal
output BooleanOutput	y	Connector of Boolean output signal

Modelica.Blocks.Logical.GreaterEqual

Output y is true, if input u1 is greater or equal as input u2



Information

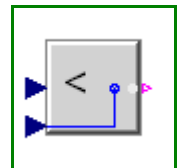
The output is **true** if Real input u1 is greater than or equal to Real input u2, otherwise the output is **false**.

Connectors

Type	Name	Description
input RealInput	u1	Connector of first Boolean input signal
input RealInput	u2	Connector of second Boolean input signal
output BooleanOutput	y	Connector of Boolean output signal

Modelica.Blocks.Logical.Less

Output y is true, if input u1 is less as input u2



Information

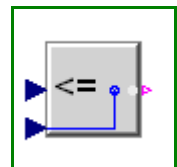
The output is **true** if Real input u1 is less than Real input u2, otherwise the output is **false**.

Connectors

Type	Name	Description
input RealInput	u1	Connector of first Boolean input signal
input RealInput	u2	Connector of second Boolean input signal
output BooleanOutput	y	Connector of Boolean output signal

Modelica.Blocks.Logical.LessEqual

Output y is true, if input u1 is less or equal as input u2



Information

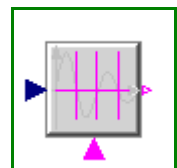
The output is **true** if Real input u1 is less than or equal to Real input u2, otherwise the output is **false**.

Connectors

Type	Name	Description
input RealInput	u1	Connector of first Boolean input signal
input RealInput	u2	Connector of second Boolean input signal
output BooleanOutput	y	Connector of Boolean output signal

Modelica.Blocks.Logical.ZeroCrossing

Trigger zero crossing of input u



Information

The output "y" is **true** at the time instant when the input "u" becomes zero, provided the input "enable" is **true**. At all other time instants, the output "y" is **false**. If the input "u" is zero at a time instant when the "enable" input changes its value, then the output y is **false**.

Note, that in the plot window of a Modelica simulator, the output of this block is usually identically to **false**, because the output may only be **true** at an event instant, but not during continuous integration. In order to check that this component is actually working as expected, one should connect its output to, e.g., component *ModelicaAdditions.Blocks.Discrete.TriggeredSampler*.

Connectors

Type	Name	Description
output BooleanOutput	y	Connector of Boolean output signal
input RealInput	u	
input BooleanInput	enable	Zero input crossing is triggered if the enable input signal is true

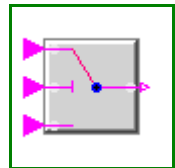
Modelica.Blocks.Logical.LogicalSwitch

Logical Switch

Information

The LogicalSwitch switches, depending on the Boolean u2 connector (the middle connector), between the two possible input signals u1 (upper connector) and u3 (lower connector).

If u2 is true, connector y is set equal to u1, else it is set equal to u2.



Connectors

Type	Name	Description
input BooleanInput	u1	Connector of first Boolean input signal
input BooleanInput	u2	Connector of second Boolean input signal
input BooleanInput	u3	Connector of third Boolean input signal
output BooleanOutput	y	Connector of Boolean output signal

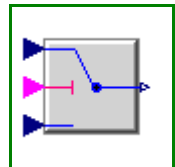
Modelica.Blocks.Logical.Switch

Switch between two Real signals

Information

The Logical.Switch switches, depending on the logical connector u2 (the middle connector) between the two possible input signals u1 (upper connector) and u3 (lower connector).

If u2 is **true**, the output signal y is set equal to u1, else it is set equal to u3.

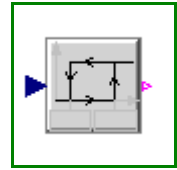


Connectors

Type	Name	Description
input RealInput	u1	Connector of first Real input signal
input BooleanInput	u2	Connector of Boolean input signal
input RealInput	u3	Connector of second Real input signal
output RealOutput	y	Connector of Real output signal

Modelica.Blocks.Logical.Hysteresis

Transform Real to Boolean signal with Hysteresis



Information

This block transforms a **Real** input signal into a **Boolean** output signal:

- When the output was **false** and the input becomes **greater** than parameter **uHigh**, the output switches to **true**.
- When the output was **true** and the input becomes **less** than parameter **uLow**, the output switches to **false**.

The start value of the output is defined via parameter **pre_y_start** (= value of pre(y) at initial time). The default value of this parameter is **false**.

Parameters

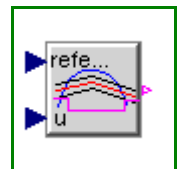
Type	Name	Default	Description
Real	uLow		if y=true and $u \leq uLow$, switch to y=false
Real	uHigh		if y=false and $u \geq uHigh$, switch to y=true
Boolean	pre_y_start	false	Value of pre(y) at initial time

Connectors

Type	Name	Description
input RealInput	u	
output BooleanOutput	y	

Modelica.Blocks.Logical.OnOffController

On-off controller



Information

The block OnOffController sets the output signal **y** to **true** when the input signal **u** falls below the **reference** signal minus half of the bandwidth and sets the output signal **y** to **false** when the input signal **u** exceeds the **reference** signal plus half of the bandwidth.

Parameters

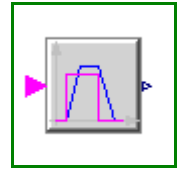
Type	Name	Default	Description
Real	bandwidth		Bandwidth around reference signal
Boolean	pre_y_start	false	Value of pre(y) at initial time

Connectors

Type	Name	Description
input RealInput	reference	Connector of Real input signal used as reference signal
input RealInput	u	Connector of Real input signal used as measurement signal
output BooleanOutput	y	Connector of Real output signal used as actuator signal

Modelica.Blocks.Logical.TriggeredTrapezoid

Triggered trapezoid generator

**Information**

The block TriggeredTrapezoid has a boolean input and a real output signal and requires the parameters *amplitude*, *rising*, *falling* and *offset*. The output signal *y* represents a trapezoidal signal dependent on the input signal *u*.

The behaviour is as follows: Assume the initial input to be false. In this case, the output will be *offset*. After a rising edge (i.e. the input changes from false to true), the output is rising during *rising* to the sum of *offset* and *amplitude*. In contrast, after a falling edge (i.e. the input changes from true to false), the output is falling during *falling* to a value of *offset*.

Note, that the case of edges before expiration of rising or falling is handled properly.

Parameters

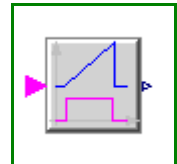
Type	Name	Default	Description
Real	amplitude	1	Amplitude of trapezoid
Time	rising	0	Rising duration of trapezoid [s]
Time	falling	rising	Falling duration of trapezoid [s]
Real	offset	0	Offset of output signal

Connectors

Type	Name	Description
input BooleanInput	u	Connector of Boolean input signal
output RealOutput	y	Connector of Real output signal

Modelica.Blocks.Logical.Timer

Timer measuring the time from the time instant where the Boolean input became true

**Information**


When the Boolean input "u" becomes **true**, the timer is started and the output "y" is the time from the time instant where u became true. The timer is stopped and the output is reset to zero, once the input becomes false.

Connectors

Type	Name	Description
input BooleanInput	u	Connector of Boolean input signal
output RealOutput	y	Connector of Real output signal

Modelica.Blocks.Logical.TerminateSimulation

Terminate simulation if condition is fulfilled



Information

In the parameter menu, a **time varying** expression can be defined via variable **condition**, for example "condition = x < 0", where "x" is a variable that is declared in the model in which the "TerminateSimulation" block is present. If this expression becomes **true**, the simulation is (successfully) terminated. A termination message explaining the reason for the termination can be given via parameter "terminationText".

Parameters

Type	Name	Default	Description
BooleanOutput	condition	false	Terminate simulation when condition becomes true
String	terminationText	"... End condition reached"	Text that will be displayed when simulation is terminated

Connectors

Type	Name	Description
output BooleanOutput	condition	Terminate simulation when condition becomes true













Modelica.Blocks.Math

Library of mathematical functions as input/output blocks

Information

This package contains basic **mathematical operations**, such as summation and multiplication, and basic **mathematical functions**, such as **sqrt** and **sin**, as input/output blocks. All blocks of this library can be either connected with continuous blocks or with sampled-data blocks.

Package Content

Name	Description
 UnitConversions	Conversion blocks to convert between SI and non-SI unit signals
 InverseBlockConstraints	Construct inverse model by requiring that two inputs and two outputs are identical (replaces the previously, unbalanced, TwoInputs and TwoOutputs blocks)
 Gain	Output the product of a gain value with the input signal
 MatrixGain	Output the product of a gain matrix with the input signal vector
 Sum	Output the sum of the elements of the input vector
 Feedback	Output difference between commanded and feedback input
 Add	Output the sum of the two inputs
 Add3	Output the sum of the three inputs
 Product	Output product of the two inputs
 Division	Output first input divided by second input
 Abs	Output the absolute value of the input
 Sign	Output the sign of the input

 Sqrt	Output the square root of the input (input ≥ 0 required)
 Sin	Output the sine of the input
 Cos	Output the cosine of the input
 Tan	Output the tangent of the input
 Asin	Output the arc sine of the input
 Acos	Output the arc cosine of the input
 Atan	Output the arc tangent of the input
 Atan2	Output atan($u1/u2$) of the inputs $u1$ and $u2$
 Sinh	Output the hyperbolic sine of the input
 Cosh	Output the hyperbolic cosine of the input
 Tanh	Output the hyperbolic tangent of the input
 Exp	Output the exponential (base e) of the input
 Log	Output the natural (base e) logarithm of the input (input > 0 required)
 Log10	Output the base 10 logarithm of the input (input > 0 required)
 RealToInteger	Convert Real to Integer signal
 IntegerToReal	Convert integer to real signals
 BooleanToReal	Convert Boolean to Real signal
 BooleanToInteger	Convert Boolean to Integer signal
 RealToBoolean	Convert Real to Boolean signal
 IntegerToBoolean	Convert Integer to Boolean signal
 Max	Pass through the largest signal
 Min	Pass through the smallest signal
 Edge	Indicates rising edge of boolean signal
 BooleanChange	Indicates boolean signal changing
 IntegerChange	Indicates integer signal changing

Modelica.Blocks.Math.UnitConversions



























Conversion blocks to convert between SI and non-SI unit signals

Information

This package consists of blocks that convert an input signal with a specific unit to an output signal in another unit (e.g. conversion of an angle signal from "deg" to "rad"). Block "ConvertAllUnits" converts between a set of units that can be selected in a pull-down menu of the parameter menu. All other blocks convert exactly between two different units.

Package Content

Name	Description
------	-------------

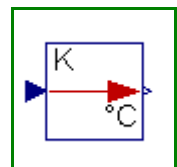
	To_degC	Convert from Kelvin to °Celsius
	From_degC	Convert from °Celsius to Kelvin
	To_degF	Convert from Kelvin to °Fahrenheit
	From_degF	Convert from °Fahrenheit to Kelvin
	To_degRk	Convert from Kelvin to °Rankine
	From_degRk	Convert from °Rankine to Kelvin
	To_deg	Convert from radian to degree
	From_deg	Convert from degree to radian
	To_rpm	Convert from radian per second to revolutions per minute
	From_rpm	Convert from revolutions per minute to radian per second
	To_kmh	Convert from metre per second to kilometre per hour
	From_kmh	Convert from kilometre per hour to metre per second
	To_day	Convert from second to day
	From_day	Convert from day to second
	To_hour	Convert from second to hour
	From_hour	Convert from hour to second
	To_minute	Convert from second to minute
	From_minute	Convert from minute to second
	To_litre	Convert from cubic metre to litre
	From_litre	Convert from litre to cubic metre
	To_kWh	Convert from Joule to kilo Watt hour
	From_kWh	Convert from kilo Watt hour to Joule
	To_bar	Convert from Pascal to bar
	From_bar	Convert from bar to Pascal
	To_gps	Convert from kilogram per second to gram per second
	From_gps	Convert from gram per second to kilogram per second

Modelica.Blocks.Math.UnitConversions.To_degC

Convert from Kelvin to °Celsius

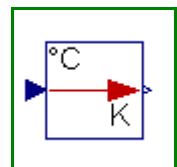
Information

This block converts the input signal from Kelvin to °Celsius and returns the result as output signal.



Modelica.Blocks.Math.UnitConversions.From_degC

Convert from °Celsius to Kelvin

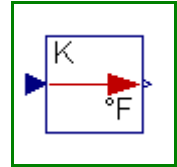


Information

This block converts the input signal from °Celsius to Kelvin and returns the result as output signal.

Modelica.Blocks.Math.UnitConversions.To_degF

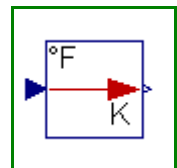
Convert from Kelvin to °Fahrenheit

**Information**

This block converts the input signal from Kelvin to °Fahrenheit and returns the result as output signal.

Modelica.Blocks.Math.UnitConversions.From_degF

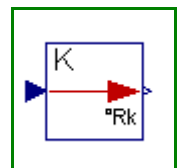
Convert from °Fahrenheit to Kelvin

**Information**

This block converts the input signal from °Fahrenheit to Kelvin and returns the result as output signal.

Modelica.Blocks.Math.UnitConversions.To_degRk

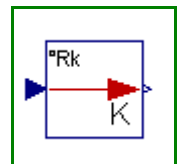
Convert from Kelvin to °Rankine

**Information**

This block converts the input signal from Kelvin to °Rankine and returns the result as output signal.

Modelica.Blocks.Math.UnitConversions.From_degRk

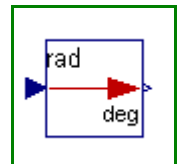
Convert from °Rankine to Kelvin

**Information**

This block converts the input signal from °Rankine to Kelvin and returns the result as output signal.

Modelica.Blocks.Math.UnitConversions.To_deg

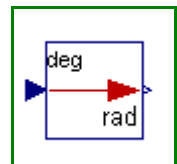
Convert from radian to degree

**Information**

This block converts the input signal from radian to degree and returns the result as output signal.

Modelica.Blocks.Math.UnitConversions.From_deg

Convert from degree to radian

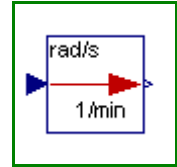


Information

This block converts the input signal from degree to radian and returns the result as output signal.

Modelica.Blocks.Math.UnitConversions.To_rpm

Convert from radian per second to revolutions per minute

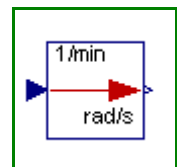


Information

This block converts the input signal from radian per second to revolutions per minute and returns the result as output signal.

Modelica.Blocks.Math.UnitConversions.From_rpm

Convert from revolutions per minute to radian per second

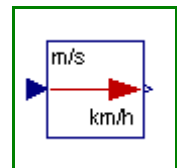


Information

This block converts the input signal from revolutions per minute to radian per second and returns the result as output signal.

Modelica.Blocks.Math.UnitConversions.To_kmh

Convert from metre per second to kilometre per hour

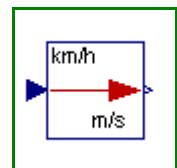


Information

This block converts the input signal from metre per second to kilometre per hour and returns the result as output signal.

Modelica.Blocks.Math.UnitConversions.From_kmh

Convert from kilometre per hour to metre per second

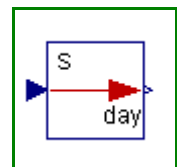


Information

This block converts the input signal from kilometre per hour to metre per second and returns the result as output signal.

Modelica.Blocks.Math.UnitConversions.To_day

Convert from second to day

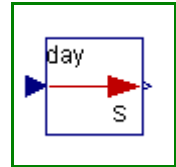


Information

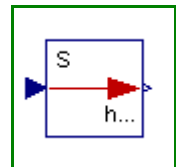
This block converts the input signal from second to day and returns the result as output signal.

Modelica.Blocks.Math.UnitConversions.From_day**Convert from day to second****Information**

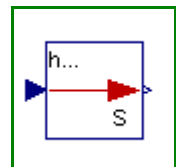
This block converts the input signal from day to second and returns the result as output signal.

**Modelica.Blocks.Math.UnitConversions.To_hour****Convert from second to hour****Information**

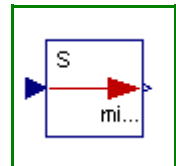
This block converts the input signal from second to hour and returns the result as output signal.

**Modelica.Blocks.Math.UnitConversions.From_hour****Convert from hour to second****Information**

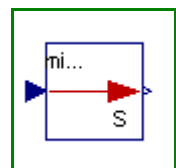
This block converts the input signal from hour to second and returns the result as output signal.

**Modelica.Blocks.Math.UnitConversions.To_minute****Convert from second to minute****Information**

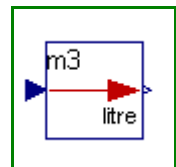
This block converts the input signal from second to minute and returns the result as output signal.

**Modelica.Blocks.Math.UnitConversions.From_minute****Convert from minute to second****Information**

This block converts the input signal from minute to second and returns the result as output signal.

**Modelica.Blocks.Math.UnitConversions.To_litre****Convert from cubic metre to litre****Information**

This block converts the input signal from metre to litre and returns the result as output signal.

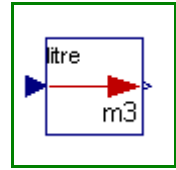


Modelica.Blocks.Math.UnitConversions.From_litre

Convert from litre to cubic metre

Information

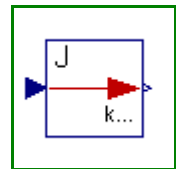
This block converts the input signal from litre to cubic metre and returns the result as output signal.

**Modelica.Blocks.Math.UnitConversions.To_kWh**

Convert from Joule to kilo Watt hour

Information

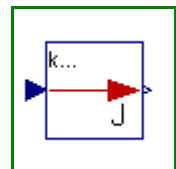
This block converts the input signal from Joule to kilo Watt hour and returns the result as output signal.

**Modelica.Blocks.Math.UnitConversions.From_kWh**

Convert from kilo Watt hour to Joule

Information

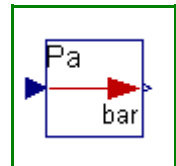
This block converts the input signal from kilo Watt hour to Joule and returns the result as output signal.

**Modelica.Blocks.Math.UnitConversions.To_bar**

Convert from Pascal to bar

Information

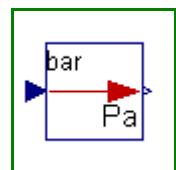
This block converts the input signal from Pascal to bar and returns the result as output signal.

**Modelica.Blocks.Math.UnitConversions.From_bar**

Convert from bar to Pascal

Information

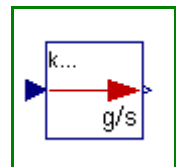
This block converts the input signal from bar to Pascal and returns the result as output signal.

**Modelica.Blocks.Math.UnitConversions.To_gps**

Convert from kilogram per second to gram per second

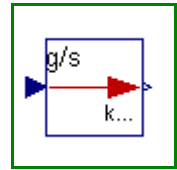
Information

This block converts the input signal from kilogram per second to gram per seconds and returns the result as output signal.



Modelica.Blocks.Math.UnitConversions.From_gps

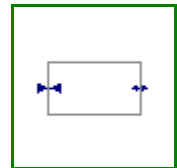
Convert from gram per second to kilogram per second

**Information**

This block converts the input signal from gram per second to kilogram per second and returns the result as output signal.

Modelica.Blocks.Math.InverseBlockConstraints

Construct inverse model by requiring that two inputs and two outputs are identical (replaces the previously, unbalanced, TwoInputs and TwoOutputs blocks)

**Information**

Exchange input and output signals of a block, i.e., the previous block inputs become block outputs and the previous block outputs become block inputs. This block is used to construct inverse models. Its usage is demonstrated in example: [Modelica.Blocks.Examples.InverseModel](#).

Note, if a block shall be inverted that has several input and output blocks, then this can be easily achieved by using a vector of InverseBlockConstraints instances:

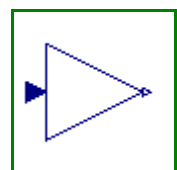
```
InverseBlockConstraint invert[3]; // Block to be inverted has 3 input signals
```

Connectors

Type	Name	Description
input RealInput	u1	Input signal 1 (u1 = u2)
input RealInput	u2	Input signal 2 (u1 = u2)
output RealOutput	y1	Output signal 1 (y1 = y2)
output RealOutput	y2	Output signal 2 (y2 = y2)

Modelica.Blocks.Math.Gain

Output the product of a gain value with the input signal

**Information**

This block computes output y as *product* of gain k with the input u :

$$y = k * u;$$

Parameters

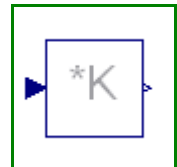
Type	Name	Default	Description
Real	k		Gain value multiplied with input signal

Connectors

Type	Name	Description
input RealInput	u	Input signal connector
output RealOutput	y	Output signal connector

Modelica.Blocks.Math.MatrixGain

Output the product of a gain matrix with the input signal vector



Information

This blocks computes output vector **y** as *product* of the gain matrix **K** with the input signal vector **u**:

$$\mathbf{y} = \mathbf{K} * \mathbf{u};$$

Example:

```
parameter: K = [0.12 2; 3 1.5]
```

results in the following equations:

$$\begin{array}{|c|} \hline \mathbf{y}[1] \\ \hline \end{array} = \begin{array}{|cc|} \hline 0.12 & 2.00 \\ \hline \end{array} * \begin{array}{|c|} \hline \mathbf{u}[1] \\ \hline \end{array}$$

$$\begin{array}{|c|} \hline \mathbf{y}[2] \\ \hline \end{array} = \begin{array}{|cc|} \hline 3.00 & 1.50 \\ \hline \end{array} * \begin{array}{|c|} \hline \mathbf{u}[2] \\ \hline \end{array}$$

Parameters

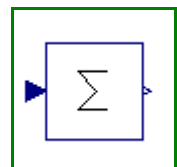
Type	Name	Default	Description
Real	K[:, :]	[1, 0; 0, 1]	Gain matrix which is multiplied with the input
Integer	nin	size(K, 2)	Number of inputs
Integer	nout	size(K, 1)	Number of outputs

Connectors

Type	Name	Description
input RealInput	u[nin]	Connector of Real input signals
output RealOutput	y[nout]	Connector of Real output signals

Modelica.Blocks.Math.Sum

Output the sum of the elements of the input vector



Information

This blocks computes output **y** as *sum* of the elements of the input signal vector **u**:

$$\mathbf{y} = \mathbf{u}[1] + \mathbf{u}[2] + \dots;$$

Example:

```
parameter: nin = 3;
```

results in the following equations:

$$y = u[1] + u[2] + u[3];$$

Parameters

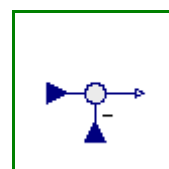
Type	Name	Default	Description
Integer	nin	1	Number of inputs
Real	k[nin]	ones(nin)	Optional: sum coefficients

Connectors

Type	Name	Description
input RealInput	u[nin]	Connector of Real input signals
output RealOutput	y	Connector of Real output signal

Modelica.Blocks.Math.Feedback

Output difference between commanded and feedback input



Information

This block computes output **y** as *difference* of the commanded input **u1** and the feedback input **u2**:

$$y = u1 - u2;$$

Example:

```
parameter:    n = 2
```

results in the following equations:

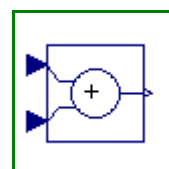
$$y = u1 - u2$$

Connectors

Type	Name	Description
input RealInput	u1	
input RealInput	u2	
output RealOutput	y	

Modelica.Blocks.Math.Add

Output the sum of the two inputs



Information

This block computes output **y** as *sum* of the two input signals **u1** and **u2**:

$$y = k1*u1 + k2*u2;$$

Example:

```
parameter:    k1= +2, k2= -3
```

results in the following equations:

$$y = 2 * u1 - 3 * u2$$

Parameters

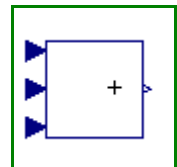
Type	Name	Default	Description
Real	k1	+1	Gain of upper input
Real	k2	+1	Gain of lower input

Connectors

Type	Name	Description
input RealInput	u1	Connector of Real input signal 1
input RealInput	u2	Connector of Real input signal 2
output RealOutput	y	Connector of Real output signal

Modelica.Blocks.Math.Add3

Output the sum of the three inputs



Information

This blocks computes output **y** as *sum* of the three input signals **u1**, **u2** and **u3**:

$$y = k1*u1 + k2*u2 + k3*u3;$$

Example:

```
parameter:    k1= +2, k2= -3, k3=1;
```

results in the following equations:

$$y = 2 * u1 - 3 * u2 + u3;$$

Parameters

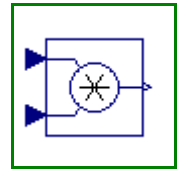
Type	Name	Default	Description
Real	k1	+1	Gain of upper input
Real	k2	+1	Gain of middle input
Real	k3	+1	Gain of lower input

Connectors

Type	Name	Description
input RealInput	u1	Connector 1 of Real input signals
input RealInput	u2	Connector 2 of Real input signals
input RealInput	u3	Connector 3 of Real input signals
output RealOutput	y	Connector of Real output signals

Modelica.Blocks.Math.Product

Output product of the two inputs

**Information**

This block computes the output y (element-wise) as *product* of the corresponding elements of the two inputs $u1$ and $u2$:

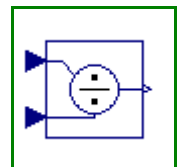
$$y = u1 * u2;$$

Connectors

Type	Name	Description
input RealInput	u1	Connector of Real input signal 1
input RealInput	u2	Connector of Real input signal 2
output RealOutput	y	Connector of Real output signal

Modelica.Blocks.Math.Division

Output first input divided by second input

**Information**

This block computes the output y (element-wise) by *dividing* the corresponding elements of the two inputs $u1$ and $u2$:

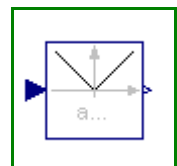
$$y = u1 / u2;$$

Connectors

Type	Name	Description
input RealInput	u1	Connector of Real input signal 1
input RealInput	u2	Connector of Real input signal 2
output RealOutput	y	Connector of Real output signal

Modelica.Blocks.Math.Abs

Output the absolute value of the input

**Information**

This block computes the output y as *absolute value* of the input u :

$$y = \text{abs}(u);$$

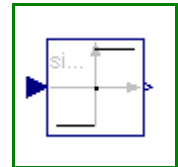
Connectors

Type	Name	Description
------	------	-------------

input RealInput	u	Connector of Real input signal
output RealOutput	y	Connector of Real output signal

Modelica.Blocks.Math.Sign

Output the sign of the input



Information

This block computes the output **y** as **sign** of the input **u**:

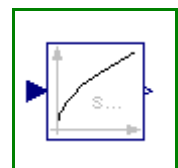
$$y = \begin{cases} 1 & \text{if } u > 0 \\ 0 & \text{if } u == 0 \\ -1 & \text{if } u < 0 \end{cases}$$

Connectors

Type	Name	Description
input RealInput	u	Connector of Real input signal
output RealOutput	y	Connector of Real output signal

Modelica.Blocks.Math.Sqrt

Output the square root of the input (input ≥ 0 required)



Information

This block computes the output **y** as *square root* of the input **u**:

$$y = \text{sqrt}(u);$$

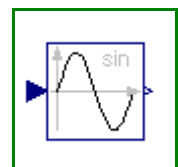
All elements of the input vector shall be zero or positive. Otherwise an error occurs.

Connectors

Type	Name	Description
input RealInput	u	Connector of Real input signal
output RealOutput	y	Connector of Real output signal

Modelica.Blocks.Math.Sin

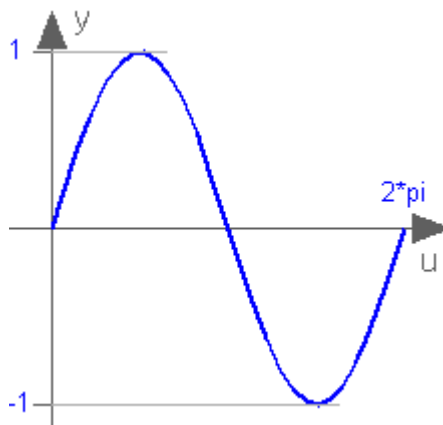
Output the sine of the input



Information

This block computes the output **y** as **sine** of the input **u**:

$$y = \sin(u);$$

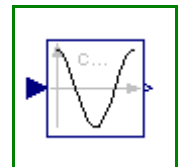


Connectors

Type	Name	Description
input RealInput	u	Connector of Real input signal
output RealOutput	y	Connector of Real output signal

Modelica.Blocks.Math.Cos

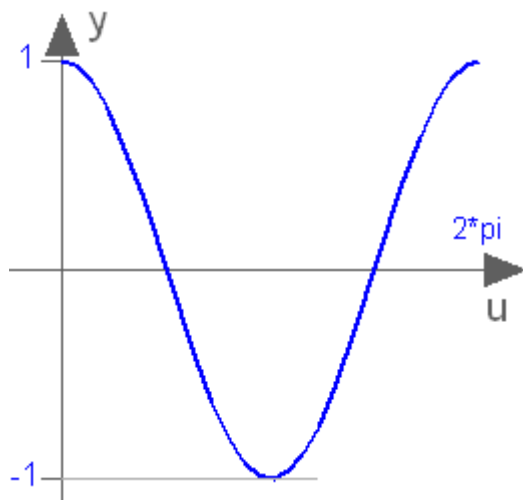
Output the cosine of the input



Information

This blocks computes the output **y** as **cos** of the input **u**:

$$y = \cos(u);$$



Connectors

Type	Name	Description
input RealInput	u	Connector of Real input signal
output RealOutput	y	Connector of Real output signal

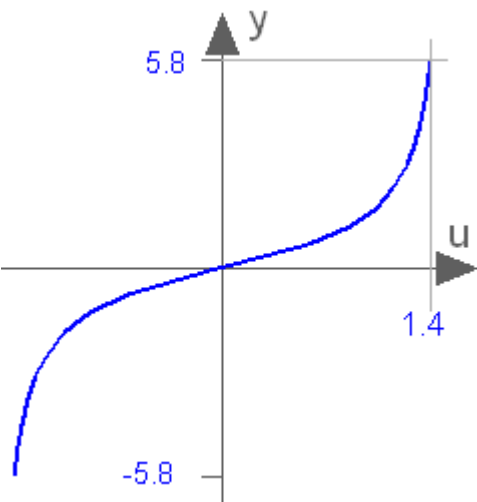
Modelica.Blocks.Math.Tan

Output the tangent of the input

Information

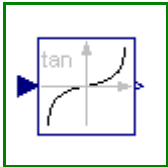
This blocks computes the output **y** as **tan** of the input **u**:

$y = \tan(u);$



Connectors

Type	Name	Description
input RealInput	u	Connector of Real input signal
output RealOutput	y	Connector of Real output signal



Modelica.Blocks.Math.Asin

Output the arc sine of the input

Information

This blocks computes the output **y** as the *sine-inverse* of the input **u**:

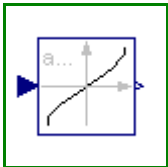
$y = \text{asin}(u);$

The absolute values of the elements of the input **u** need to be less or equal to one (**abs**(**u**) <= 1). Otherwise an error occurs.



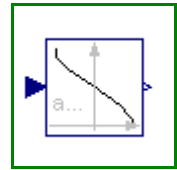
Connectors

Type	Name	Description
input RealInput	u	Connector of Real input signal
output RealOutput	y	Connector of Real output signal



Modelica.Blocks.Math.Acos

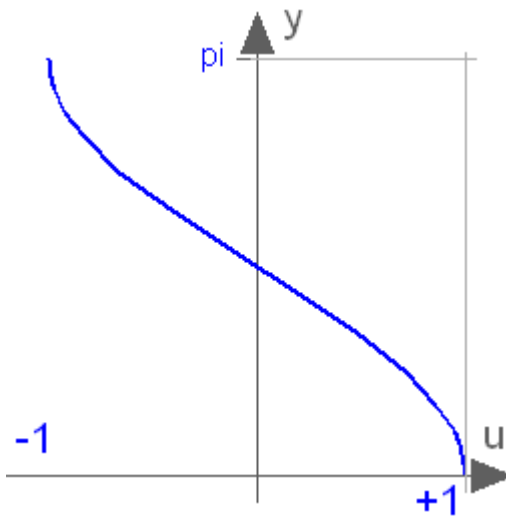
Output the arc cosine of the input

**Information**

This blocks computes the output y as the *cosine-inverse* of the input u :

$$y = \text{acos}(u);$$

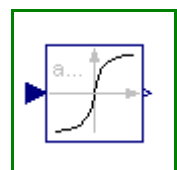
The absolute values of the elements of the input u need to be less or equal to one ($\text{abs}(u) \leq 1$). Otherwise an error occurs.

**Connectors**

Type	Name	Description
input RealInput	u	Connector of Real input signal
output RealOutput	y	Connector of Real output signal

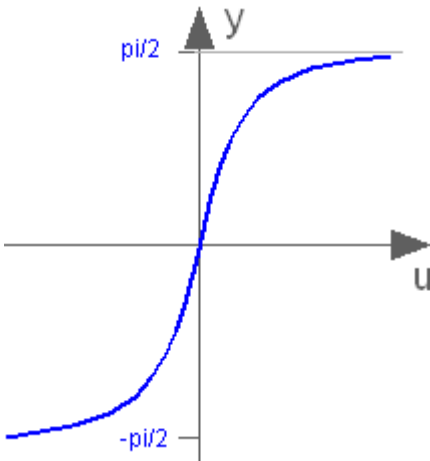
Modelica.Blocks.Math.Atan

Output the arc tangent of the input

**Information**

This blocks computes the output y as the *tangent-inverse* of the input u :

$$y = \text{atan}(u);$$

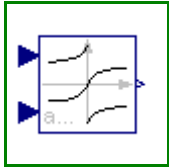


Connectors

Type	Name	Description
input RealInput	u	Connector of Real input signal
output RealOutput	y	Connector of Real output signal

Modelica.Blocks.Math.Atan2

Output $\text{atan}(u_1/u_2)$ of the inputs u_1 and u_2

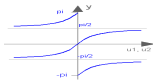


Information

This blocks computes the output y as the *tangent-inverse* of the input u_1 divided by input u_2 :

$$y = \text{atan2}(u_1, u_2);$$

u_1 and u_2 shall not be zero at the same time instant. **Atan2** uses the sign of u_1 and u_2 in order to construct the solution in the range $-180 \text{ deg} \leq y \leq 180 \text{ deg}$, whereas block **Atan** gives a solution in the range $-90 \text{ deg} \leq y \leq 90 \text{ deg}$.

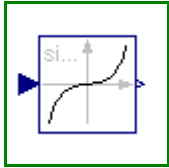


Connectors

Type	Name	Description
input RealInput	u1	Connector of Real input signal 1
input RealInput	u2	Connector of Real input signal 2
output RealOutput	y	Connector of Real output signal

Modelica.Blocks.Math.Sinh

Output the hyperbolic sine of the input



Information

This blocks computes the output y as the *hyperbolic sine* of the input u :

$y = \sinh(u);$



Connectors

Type	Name	Description
input RealInput	u	Connector of Real input signal
output RealOutput	y	Connector of Real output signal

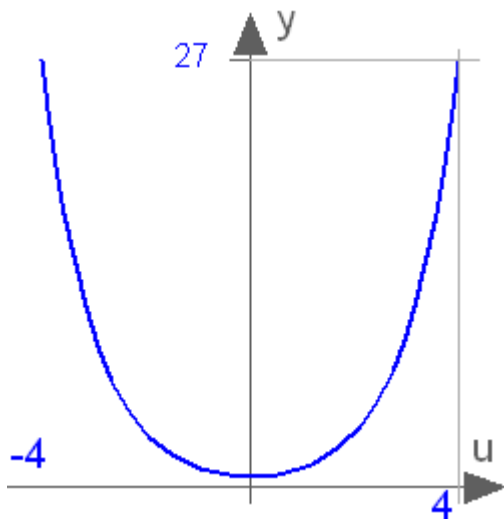
Modelica.Blocks.Math.Cosh

Output the hyperbolic cosine of the input

Information

This blocks computes the output **y** as the *hyperbolic cosine* of the input **u**:

$y = \cosh(u);$



Connectors

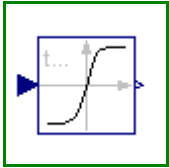
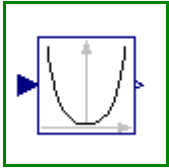
Type	Name	Description
input RealInput	u	Connector of Real input signal
output RealOutput	y	Connector of Real output signal

Modelica.Blocks.Math.Tanh

Output the hyperbolic tangent of the input

Information

This blocks computes the output **y** as the *hyperbolic tangent* of the input **u**:



$y = \tanh(u);$



Connectors

Type	Name	Description
input RealInput	u	Connector of Real input signal
output RealOutput	y	Connector of Real output signal

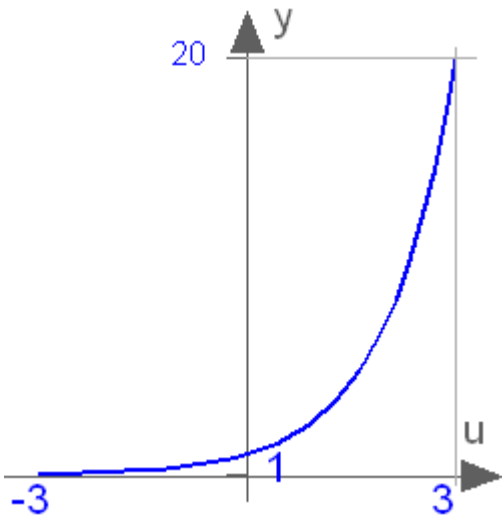
Modelica.Blocks.Math.Exp

Output the exponential (base e) of the input

Information

This blocks computes the output **y** as the *exponential* (of base e) of the input **u**:

$y = \exp(u);$



Connectors

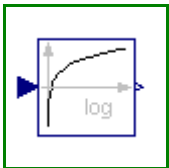
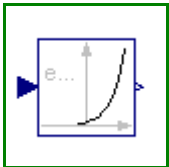
Type	Name	Description
input RealInput	u	Connector of Real input signal
output RealOutput	y	Connector of Real output signal

Modelica.Blocks.Math.Log

Output the natural (base e) logarithm of the input (input > 0 required)

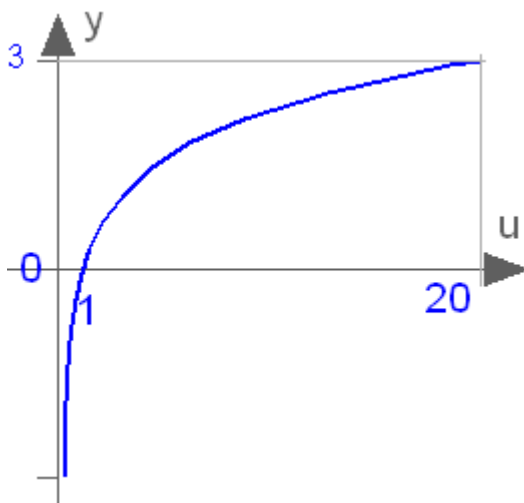
Information

This blocks computes the output **y** as the *natural (base e) logarithm* of the input **u**:



$$y = \log(u);$$

An error occurs if the elements of the input u are zero or negative.



Connectors

Type	Name	Description
input RealInput	u	Connector of Real input signal
output RealOutput	y	Connector of Real output signal

Modelica.Blocks.Math.Log10

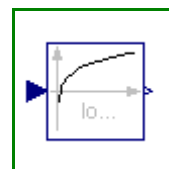
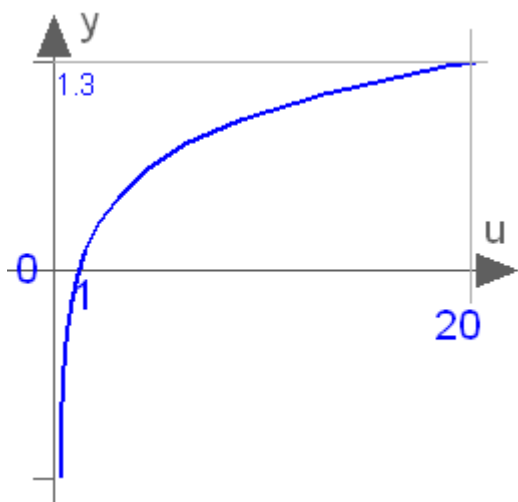
Output the base 10 logarithm of the input (input > 0 required)

Information

This blocks computes the output y as the *base 10 logarithm* of the input u :

$$y = \log_{10}(u);$$

An error occurs if the elements of the input u are zero or negative.

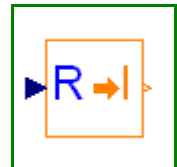


Connectors

Type	Name	Description
input RealInput	u	Connector of Real input signal
output RealOutput	y	Connector of Real output signal

Modelica.Blocks.Math.RealToInteger

Convert Real to Integer signal



Information

This block computes the output **y** as *nearest integer value* of the input **u**:

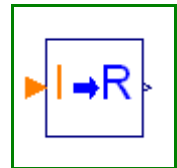
```
y = integer( floor( u + 0.5 ) ) for u > 0;
y = integer( ceil ( u - 0.5 ) ) for u < 0;
```

Connectors

Type	Name	Description
input RealInput	u	Connector of Real input signal
output IntegerOutput	y	Connector of Integer output signal

Modelica.Blocks.Math.IntegerToReal

Convert integer to real signals



Information

This block computes the output **y** as *Real equivalent* of the Integer input **u**:

```
y = u;
```

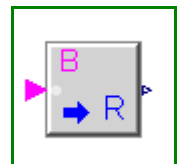
where **u** is of Integer and **y** of Real type.

Connectors

Type	Name	Description
input IntegerInput	u	Connector of Integer input signal
output RealOutput	y	Connector of Real output signal

Modelica.Blocks.Math.BooleanToReal

Convert Boolean to Real signal



Information

This block computes the output **y** as *Real equivalent* of the Boolean input **u**:

```
y = if u then realTrue else realFalse;
```

where **u** is of Boolean and **y** of Real type, and **realTrue** and **realFalse** are parameters.

Parameters

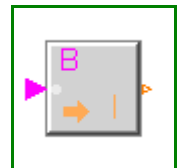
Type	Name	Default	Description
Real	realTrue	1.0	Output signal for true Boolean input
Real	realFalse	0.0	Output signal for false Boolean input

Connectors

Type	Name	Description
input BooleanInput	u	Connector of Boolean input signal
output RealOutput	y	Connector of Real output signal

Modelica.Blocks.Math.BooleanToInteger

Convert Boolean to Integer signal



Information

This block computes the output y as *Integer equivalent* of the Boolean input u :

```
y = if u then integerTrue else integerFalse;
```

where u is of Boolean and y of Integer type, and **integerTrue** and **integerFalse** are parameters.

Parameters

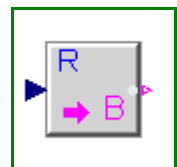
Type	Name	Default	Description
Integer	integerTrue	1	Output signal for true Boolean input
Integer	integerFalse	0	Output signal for false Boolean input

Connectors

Type	Name	Description
input BooleanInput	u	Connector of Boolean input signal
output IntegerOutput	y	Connector of Integer output signal

Modelica.Blocks.Math.RealToBoolean

Convert Real to Boolean signal



Information

This block computes the Boolean output y from the Real input u by the equation:

```
y = u >= threshold;
```

where **threshold** is a parameter.

Parameters

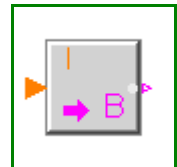
Type	Name	Default	Description
Real	threshold	0.5	Output signal y is true, if input $u \geq$ threshold

Connectors

Type	Name	Description
input RealInput	u	Connector of Real input signal
output BooleanOutput	y	Connector of Boolean output signal

Modelica.Blocks.Math.IntegerToBoolean

Convert Integer to Boolean signal



Information

This block computes the Boolean output **y** from the Integer input **u** by the equation:

$$y = u \geq \text{threshold};$$

where **threshold** is a parameter.

Parameters


Type	Name	Default	Description
Integer	threshold	1	Output signal y is true, if input u >= threshold

Connectors

Type	Name	Description
input IntegerInput	u	Connector of Integer input signal
output BooleanOutput	y	Connector of Boolean output signal

Modelica.Blocks.Math.Max

Pass through the largest signal



Information

This block computes the output **y** as *maximum* of the two Real inputs **u1** and **u2**:

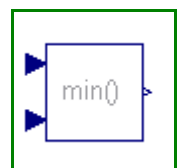
$$y = \text{max} (u1 , u2);$$

Connectors

Type	Name	Description
input RealInput	u1	Connector of Real input signal 1
input RealInput	u2	Connector of Real input signal 2
output RealOutput	y	Connector of Real output signal

Modelica.Blocks.Math.Min

Pass through the smallest signal



Information

This block computes the output **y** as *minimum* of the two Real inputs **u1** and **u2**:

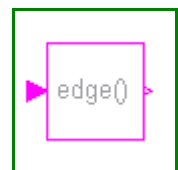
$$y = \min (u1 , u2);$$

Connectors

Type	Name	Description
input RealInput	u1	Connector of Real input signal 1
input RealInput	u2	Connector of Real input signal 2
output RealOutput	y	Connector of Real output signal

Modelica.Blocks.Math.Edge

Indicates rising edge of boolean signal



Information

This block sets the Boolean output **y** to true, when the Boolean input **u** shows a *rising edge*:

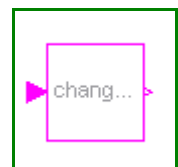
$$y = \text{edge} (u);$$

Connectors

Type	Name	Description
input BooleanInput	u	Connector of Boolean input signal
output BooleanOutput	y	Connector of Boolean output signal

Modelica.Blocks.Math.BooleanChange

Indicates boolean signal changing



Information

This block sets the Boolean output **y** to true, when the Boolean input **u** shows a *rising or falling edge*, i.e., when the signal changes:

$$y = \text{change} (u);$$

Connectors

Type	Name	Description
input BooleanInput	u	Connector of Boolean input signal
output BooleanOutput	y	Connector of Boolean output signal

Modelica.Blocks.Math.IntegerChange

Indicates integer signal changing



Information

This block sets the Boolean output **y** to true, when the Integer input **u** changes:

```
y = change( u );
```

Connectors

Type	Name	Description
input IntegerInput	u	Connector of Integer input signal
output BooleanOutput	y	Connector of Boolean output signal







Modelica.Blocks.Nonlinear

Library of discontinuous or non-differentiable algebraic control blocks

Information

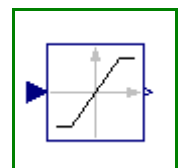
This package contains **discontinuous** and **non-differentiable, algebraic** input/output blocks.

Package Content

Name	Description
 Limiter	Limit the range of a signal
 VariableLimiter	Limit the range of a signal with variable limits
 DeadZone	Provide a region of zero output
 FixedDelay	Delay block with fixed DelayTime
 PadeDelay	Pade approximation of delay block with fixed DelayTime
 VariableDelay	Delay block with variable DelayTime

Modelica.Blocks.Nonlinear.Limiter

Limit the range of a signal



Information

The Limiter block passes its input signal as output signal as long as the input is within the specified upper and lower limits. If this is not the case, the corresponding limits are passed as output.

Parameters

Type	Name	Default	Description
Real	uMax		Upper limits of input signals
Real	uMin	-uMax	Lower limits of input signals
Boolean	limitsAtInit	true	= false, if limits are ignored during initialization (i.e., y=u)

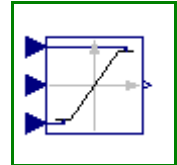
Connectors

Type	Name	Description
------	------	-------------

input RealInput	u	Connector of Real input signal
output RealOutput	y	Connector of Real output signal

Modelica.Blocks.Nonlinear.VariableLimiter

Limit the range of a signal with variable limits

**Information**

The Limiter block passes its input signal as output signal as long as the input is within the upper and lower limits specified by the two additional inputs limit1 and limit2. If this is not the case, the corresponding limit is passed as output.

Parameters

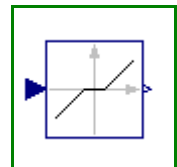
Type	Name	Default	Description
Boolean	limitsAtInit	true	= false, if limits are ignored during initialization (i.e., $y=u$)

Connectors

Type	Name	Description
input RealInput	u	Connector of Real input signal
output RealOutput	y	Connector of Real output signal
input RealInput	limit1	Connector of Real input signal used as maximum of input u
input RealInput	limit2	Connector of Real input signal used as minimum of input u

Modelica.Blocks.Nonlinear.DeadZone

Provide a region of zero output

**Information**

The DeadZone block defines a region of zero output.

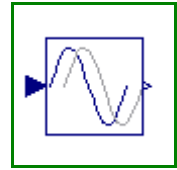
If the input is within u_{\min} ... u_{\max} , the output is zero. Outside of this zone, the output is a linear function of the input with a slope of 1.

Parameters

Type	Name	Default	Description
Real	uMax		Upper limits of dead zones
Real	uMin	-uMax	Lower limits of dead zones
Boolean	deadZoneAtInit	true	= false, if dead zone is ignored during initialization (i.e., $y=u$)

Connectors

Type	Name	Description
input RealInput	u	Connector of Real input signal
output RealOutput	y	Connector of Real output signal

Modelica.Blocks.Nonlinear.FixedDelay**Delay block with fixed DelayTime****Information**

The Input signal is delayed by a given time instant, or more precisely:

$$y = u(\text{time} - \text{delayTime}) \quad \text{for } \text{time} > \text{time.start} + \text{delayTime}$$

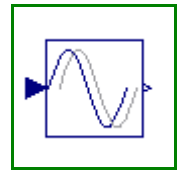
$$= u(\text{time.start}) \quad \text{for } \text{time} \leq \text{time.start} + \text{delayTime}$$

Parameters

Type	Name	Default	Description
Time	delayTime		Delay time of output with respect to input signal [s]

Connectors

Type	Name	Description
input RealInput	u	Connector of Real input signal
output RealOutput	y	Connector of Real output signal

Modelica.Blocks.Nonlinear.PadeDelay**Pade approximation of delay block with fixed DelayTime****Information**

The Input signal is delayed by a given time instant, or more precisely:

$$y = u(\text{time} - \text{delayTime}) \quad \text{for } \text{time} > \text{time.start} + \text{delayTime}$$

$$= u(\text{time.start}) \quad \text{for } \text{time} \leq \text{time.start} + \text{delayTime}$$

The delay is approximated by a Pade approximation, i.e., by a transfer function

$$y(s) = \frac{b[1]*s^m + b[2]*s^{[m-1]} + \dots + b[m+1]}{a[1]*s^n + a[2]*s^{[n-1]} + \dots + a[n+1]} * u(s)$$

where the coefficients $b[:]$ and $a[:]$ are calculated such that the coefficients of the Taylor expansion of the delay $\exp(-T*s)$ around $s=0$ are identical upto order $n+m$.

The main advantage of this approach is that the delay is approximated by a linear differential equation system, which is continuous and continuously differentiable. For example, it is uncritical to linearize a system containing a Pade-approximated delay.

The standard text book version uses order " $m=n$ ", which is also the default setting of this block. The setting " $m=n-1$ " may yield a better approximation in certain cases.

Literature:

Otto Foellinger: Regelungstechnik, 8. Auflage, chapter 11.9, page 412-414, Huethig Verlag Heidelberg, 1994

Parameters

Type	Name	Default	Description
Time	delayTime		Delay time of output with respect to input signal [s]

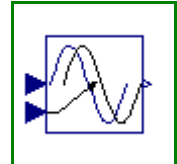
Integer	n	1	Order of pade approximation
Integer	m	n	Order of numerator

Connectors

Type	Name	Description
input RealInput	u	Connector of Real input signal
output RealOutput	y	Connector of Real output signal

Modelica.Blocks.Nonlinear.VariableDelay

Delay block with variable DelayTime



Information

The Input signal is delayed by a given time instant, or more precisely:

$$\begin{aligned}
 y &= u(\text{time} - \text{delayTime}) \quad \text{for } \text{time} > \text{time.start} + \text{delayTime} \\
 &= u(\text{time.start}) \quad \text{for } \text{time} \leq \text{time.start} + \text{delayTime}
 \end{aligned}$$

where delayTime is an additional input signal which must follow the following relationship:

$$0 \leq \text{delayTime} \leq \text{delayMax}$$

Parameters

Type	Name	Default	Description
Real	delayMax		maximum delay time

Connectors

Type	Name	Description
input RealInput	u	Connector of Real input signal
output RealOutput	y	Connector of Real output signal
input RealInput	delayTime	



Modelica.Blocks.Routing














Library of blocks to combine and extract signals

Information

This package contains blocks to combine and extract signals.

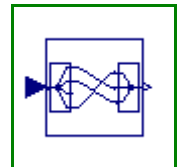
Package Content

Name	Description
 ExtractSignal	Extract signals from an input signal vector
 Extractor	Extract scalar signal out of signal vector dependent on IntegerRealInput index

	Multiplex2	Multiplexer block for two input connectors
	Multiplex3	Multiplexer block for three input connectors
	Multiplex4	Multiplexer block for four input connectors
	Multiplex5	Multiplexer block for five input connectors
	Multiplex6	Multiplexer block for six input connectors
	DeMultiplex2	DeMultiplexer block for two output connectors
	DeMultiplex3	DeMultiplexer block for three output connectors
	DeMultiplex4	DeMultiplexer block for four output connectors
	DeMultiplex5	DeMultiplexer block for five output connectors
	DeMultiplex6	DeMultiplexer block for six output connectors
	RealPassThrough	Pass a Real signal through without modification
	IntegerPassThrough	Pass a Integer signal through without modification
	BooleanPassThrough	Pass a Boolean signal through without modification

Modelica.Blocks.Routing.ExtractSignal

Extract signals from an input signal vector



Information

Extract signals from the input connector and transfer them to the output connector.

The extracting scheme is given by the integer vector 'extract'. This vector specifies, which input signals are taken and in which order they are transferred to the output vector. Note, that the dimension of 'extract' has to match the number of outputs. Additionally, the dimensions of the input connector signals and the output connector signals have to be explicitly defined via the parameters 'nin' and 'nout'.

Example:

```
nin = 7 "Number of inputs";
nout = 4 "Number of outputs";
extract[nout] = {6,3,3,2} "Extracting vector";
```

extracts four output signals (nout=4) from the seven elements of the input vector (nin=7):

```
output no. 1 is set equal to input no. 6
output no. 2 is set equal to input no. 3
output no. 3 is set equal to input no. 3
output no. 4 is set equal to input no. 2
```

Parameters

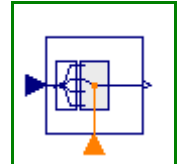
Type	Name	Default	Description
Integer	nin	1	Number of inputs
Integer	nout	1	Number of outputs
Integer	extract[nout]	1:nout	Extracting vector

Connectors

Type	Name	Description
input RealInput	u[nin]	Connector of Real input signals
output RealOutput	y[nout]	Connector of Real output signals

Modelica.Blocks.Routing.Extractor

Extract scalar signal out of signal vector dependent on IntegerRealInput index



Information

This block extracts a scalar output signal out the vector of input signals dependent on the Integer value of the additional u index:

$$y = u [\text{index}] ;$$

where index is an additional Integer input signal.

Parameters

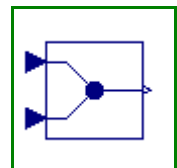
Type	Name	Default	Description
Integer	nin	1	Number of inputs
Boolean	allowOutOfRange	false	Index may be out of range
Real	outOfRangeValue	1e10	Output signal if index is out of range

Connectors

Type	Name	Description
input RealInput	u[nin]	Connector of Real input signals
output RealOutput	y	Connector of Real output signal
input IntegerInput	index	

Modelica.Blocks.Routing.Multiplex2

Multiplexer block for two input connectors



Information

The output connector is the **concatenation** of the two input connectors. Note, that the dimensions of the input connector signals have to be explicitly defined via parameters n1 and n2.

Parameters

Type	Name	Default	Description
Integer	n1	1	dimension of input signal connector 1
Integer	n2	1	dimension of input signal connector 2

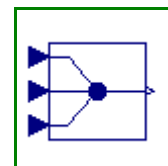
Connectors

Type	Name	Description
------	------	-------------

input RealInput	u1[n1]	Connector of Real input signals 1
input RealInput	u2[n2]	Connector of Real input signals 2
output RealOutput	y[n1 + n2]	Connector of Real output signals

Modelica.Blocks.Routing.Multiplex3

Multiplexer block for three input connectors



Information

The output connector is the **concatenation** of the three input connectors. Note, that the dimensions of the input connector signals have to be explicitly defined via parameters n1, n2 and n3.

Parameters

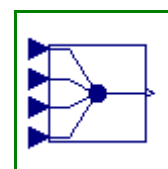
Type	Name	Default	Description
Integer	n1	1	dimension of input signal connector 1
Integer	n2	1	dimension of input signal connector 2
Integer	n3	1	dimension of input signal connector 3

Connectors

Type	Name	Description
input RealInput	u1[n1]	Connector of Real input signals 1
input RealInput	u2[n2]	Connector of Real input signals 2
input RealInput	u3[n3]	Connector of Real input signals 3
output RealOutput	y[n1 + n2 + n3]	Connector of Real output signals

Modelica.Blocks.Routing.Multiplex4

Multiplexer block for four input connectors



Information

The output connector is the **concatenation** of the four input connectors. Note, that the dimensions of the input connector signals have to be explicitly defined via parameters n1, n2, n3 and n4.

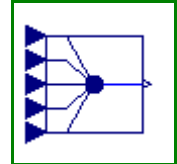
Parameters

Type	Name	Default	Description
Integer	n1	1	dimension of input signal connector 1
Integer	n2	1	dimension of input signal connector 2
Integer	n3	1	dimension of input signal connector 3
Integer	n4	1	dimension of input signal connector 4

Connectors

Type	Name	Description
input RealInput	u1[n1]	Connector of Real input signals 1

input RealInput	u2[n2]	Connector of Real input signals 2
input RealInput	u3[n3]	Connector of Real input signals 3
input RealInput	u4[n4]	Connector of Real input signals 4
output RealOutput	y[n1 + n2 + n3 + n4]	Connector of Real output signals

Modelica.Blocks.Routing.Multiplex5**Multiplexer block for five input connectors****Information**

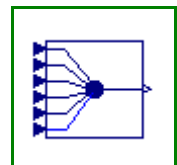
The output connector is the **concatenation** of the five input connectors. Note, that the dimensions of the input connector signals have to be explicitly defined via parameters n1, n2, n3, n4 and n5.

Parameters

Type	Name	Default	Description
Integer	n1	1	dimension of input signal connector 1
Integer	n2	1	dimension of input signal connector 2
Integer	n3	1	dimension of input signal connector 3
Integer	n4	1	dimension of input signal connector 4
Integer	n5	1	dimension of input signal connector 5

Connectors

Type	Name	Description
input RealInput	u1[n1]	Connector of Real input signals 1
input RealInput	u2[n2]	Connector of Real input signals 2
input RealInput	u3[n3]	Connector of Real input signals 3
input RealInput	u4[n4]	Connector of Real input signals 4
input RealInput	u5[n5]	Connector of Real input signals 5
output RealOutput	y[n1 + n2 + n3 + n4 + n5]	Connector of Real output signals

Modelica.Blocks.Routing.Multiplex6**Multiplexer block for six input connectors****Information**

The output connector is the **concatenation** of the six input connectors. Note, that the dimensions of the input connector signals have to be explicitly defined via parameters n1, n2, n3, n4, n5 and n6.

Parameters

Type	Name	Default	Description
Integer	n1	1	dimension of input signal connector 1
Integer	n2	1	dimension of input signal connector 2
Integer	n3	1	dimension of input signal connector 3

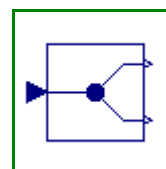
Integer	n4	1	dimension of input signal connector 4
Integer	n5	1	dimension of input signal connector 5
Integer	n6	1	dimension of input signal connector 6

Connectors

Type	Name	Description
input RealInput	u1[n1]	Connector of Real input signals 1
input RealInput	u2[n2]	Connector of Real input signals 2
input RealInput	u3[n3]	Connector of Real input signals 3
input RealInput	u4[n4]	Connector of Real input signals 4
input RealInput	u5[n5]	Connector of Real input signals 5
input RealInput	u6[n6]	Connector of Real input signals 6
output RealOutput	y[n1 + n2 + n3 + n4 + n5 + n6]	Connector of Real output signals

Modelica.Blocks.Routing.DeMultiplex2

DeMultiplexer block for two output connectors



Information

The input connector is **split** up into two output connectors. Note, that the dimensions of the output connector signals have to be explicitly defined via parameters n1 and n2.

Parameters

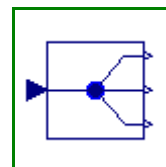
Type	Name	Default	Description
Integer	n1	1	dimension of output signal connector 1
Integer	n2	1	dimension of output signal connector 2

Connectors

Type	Name	Description
input RealInput	u[n1 + n2]	Connector of Real input signals
output RealOutput	y1[n1]	Connector of Real output signals 1
output RealOutput	y2[n2]	Connector of Real output signals 2

Modelica.Blocks.Routing.DeMultiplex3

DeMultiplexer block for three output connectors



Information

The input connector is **split** up into three output connectors. Note, that the dimensions of the output connector signals have to be explicitly defined via parameters n1, n2 and n3.

Parameters

Type	Name	Default	Description
------	------	---------	-------------

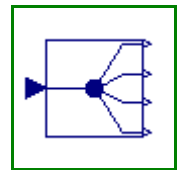
Integer	n1	1	dimension of output signal connector 1
Integer	n2	1	dimension of output signal connector 2
Integer	n3	1	dimension of output signal connector 3

Connectors

Type	Name	Description
input RealInput	u[n1 + n2 + n3]	Connector of Real input signals
output RealOutput	y1[n1]	Connector of Real output signals 1
output RealOutput	y2[n2]	Connector of Real output signals 2
output RealOutput	y3[n3]	Connector of Real output signals 3

Modelica.Blocks.Routing.DeMultiplex4

DeMultiplexer block for four output connectors



Information

The input connector is **split** up into four output connectors. Note, that the dimensions of the output connector signals have to be explicitly defined via parameters n1, n2, n3 and n4.

Parameters

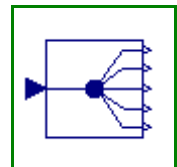
Type	Name	Default	Description
Integer	n1	1	dimension of output signal connector 1
Integer	n2	1	dimension of output signal connector 2
Integer	n3	1	dimension of output signal connector 3
Integer	n4	1	dimension of output signal connector 4

Connectors

Type	Name	Description
input RealInput	u[n1 + n2 + n3 + n4]	Connector of Real input signals
output RealOutput	y1[n1]	Connector of Real output signals 1
output RealOutput	y2[n2]	Connector of Real output signals 2
output RealOutput	y3[n3]	Connector of Real output signals 3
output RealOutput	y4[n4]	Connector of Real output signals 4

Modelica.Blocks.Routing.DeMultiplex5

DeMultiplexer block for five output connectors



Information

The input connector is **split** up into five output connectors. Note, that the dimensions of the output connector signals have to be explicitly defined via parameters n1, n2, n3, n4 and n5.

Parameters

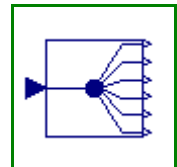
Type	Name	Default	Description
Integer	n1	1	dimension of output signal connector 1
Integer	n2	1	dimension of output signal connector 2
Integer	n3	1	dimension of output signal connector 3
Integer	n4	1	dimension of output signal connector 4
Integer	n5	1	dimension of output signal connector 5

Connectors

Type	Name	Description
input RealInput	u[n1 + n2 + n3 + n4 + n5]	Connector of Real input signals
output RealOutput	y1[n1]	Connector of Real output signals 1
output RealOutput	y2[n2]	Connector of Real output signals 2
output RealOutput	y3[n3]	Connector of Real output signals 3
output RealOutput	y4[n4]	Connector of Real output signals 4
output RealOutput	y5[n5]	Connector of Real output signals 5

Modelica.Blocks.Routing.DeMultiplex6

DeMultiplexer block for six output connectors



Information

The input connector is **split** up into six output connectors. Note, that the dimensions of the output connector signals have to be explicitly defined via parameters n1, n2, n3, n4, n5 and n6.

Parameters

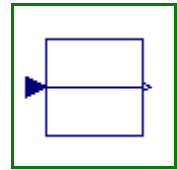
Type	Name	Default	Description
Integer	n1	1	dimension of output signal connector 1
Integer	n2	1	dimension of output signal connector 2
Integer	n3	1	dimension of output signal connector 3
Integer	n4	1	dimension of output signal connector 4
Integer	n5	1	dimension of output signal connector 5
Integer	n6	1	dimension of output signal connector 6

Connectors

Type	Name	Description
input RealInput	u[n1 + n2 + n3 + n4 + n5 + n6]	Connector of Real input signals
output RealOutput	y1[n1]	Connector of Real output signals 1
output RealOutput	y2[n2]	Connector of Real output signals 2
output RealOutput	y3[n3]	Connector of Real output signals 3
output RealOutput	y4[n4]	Connector of Real output signals 4
output RealOutput	y5[n5]	Connector of Real output signals 5
output RealOutput	y6[n6]	Connector of Real output signals 6

Modelica.Blocks.Routing.RealPassThrough

Pass a Real signal through without modification

**Information**

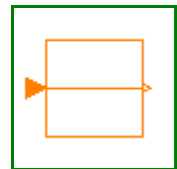
Passes a Real signal through without modification. Enables signals to be read out of one bus, have their name changed and be sent back to a bus.

Connectors

Type	Name	Description
input RealInput	u	Input signal
output RealOutput	y	Output signal

Modelica.Blocks.Routing.IntegerPassThrough

Pass a Integer signal through without modification

**Information**

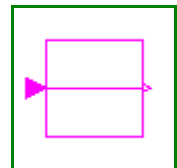
Passes a Integer signal through without modification. Enables signals to be read out of one bus, have their name changed and be sent back to a bus.

Connectors

Type	Name	Description
input IntegerInput	u	Input signal
output IntegerOutput	y	Output signal

Modelica.Blocks.Routing.BooleanPassThrough

Pass a Boolean signal through without modification

**Information**

Passes a Boolean signal through without modification. Enables signals to be read out of one bus, have their name changed and be sent back to a bus.

Connectors

Type	Name	Description
input BooleanInput	u	Input signal
output BooleanOutput	y	Output signal

Modelica.Blocks.Sources

Library of signal source blocks generating Real and Boolean signals

Information

This package contains **source** components, i.e., blocks which have only output signals. These blocks are used as signal generators for Real, Integer and Boolean signals.

All Real source signals (with the exception of the Constant source) have at least the following two parameters:

offset	Value which is added to the signal
startTime	Start time of signal. For time < startTime, the output y is set to offset.


The **offset** parameter is especially useful in order to shift the corresponding source, such that at initial time the system is stationary. To determine the corresponding value of offset, usually requires a trimming calculation.

Package Content

Name	Description
 RealExpression	Set output signal to a time varying Real expression
 IntegerExpression	Set output signal to a time varying Integer expression
 BooleanExpression	Set output signal to a time varying Boolean expression
 Clock	Generate actual time signal
 Constant	Generate constant signal of type Real
 Step	Generate step signal of type Real
 Ramp	Generate ramp signal
 Sine	Generate sine signal
 ExpSine	Generate exponentially damped sine signal
 Exponentials	Generate a rising and falling exponential signal
 Pulse	Generate pulse signal of type Real
 SawTooth	Generate saw tooth signal
 Trapezoid	Generate trapezoidal signal of type Real
 KinematicPTP	Move as fast as possible along a distance within given kinematic constraints
 KinematicPTP2	Move as fast as possible from start to end position within given kinematic constraints with output signals q, qd=der(q), qdd=der(qd)
 TimeTable	Generate a (possibly discontinuous) signal by linear interpolation in a table
 CombiTimeTable	Table look-up with respect to time and linear/periodic extrapolation methods (data from matrix/file)
 BooleanConstant	Generate constant signal of type Boolean
 BooleanStep	Generate step signal of type Boolean
 BooleanPulse	Generate pulse signal of type Boolean
 SampleTrigger	Generate sample trigger signal
 BooleanTable	Generate a Boolean output signal based on a vector of time instants
 IntegerConstant	Generate constant signal of type Integer
 IntegerStep	Generate step signal of type Integer

Modelica.Blocks.Sources.RealExpression

Set output signal to a time varying Real expression

**Information**

The (time varying) Real output signal of this block can be defined in its parameter menu via variable **y**. The purpose is to support the easy definition of Real expressions in a block diagram. For example, in the y-menu the definition "if time < 1 then 0 else 1" can be given in order to define that the output signal is one, if time ≥ 1 and otherwise it is zero. Note, that "time" is a built-in variable that is always accessible and represents the "model time" and that Variable **y** is both a variable and a connector.

Parameters


Type	Name	Default	Description
Time varying output signal			
RealOutput	y	0.0	Value of Real output

Connectors

Type	Name	Description
Time varying output signal		
output RealOutput	y	Value of Real output

Modelica.Blocks.Sources.IntegerExpression

Set output signal to a time varying Integer expression

**Information**

The (time varying) Integer output signal of this block can be defined in its parameter menu via variable **y**. The purpose is to support the easy definition of Integer expressions in a block diagram. For example, in the y-menu the definition "if time < 1 then 0 else 1" can be given in order to define that the output signal is one, if time ≥ 1 and otherwise it is zero. Note, that "time" is a built-in variable that is always accessible and represents the "model time" and that Variable **y** is both a variable and a connector.

Parameters


Type	Name	Default	Description
Time varying output signal			
IntegerOutput	y	0	Value of Integer output

Connectors

Type	Name	Description
Time varying output signal		
output IntegerOutput	y	Value of Integer output

Modelica.Blocks.Sources.BooleanExpression

Set output signal to a time varying Boolean expression



Information

The (time varying) Boolean output signal of this block can be defined in its parameter menu via variable **y**. The purpose is to support the easy definition of Boolean expressions in a block diagram. For example, in the y-menu the definition "time >= 1 and time <= 2" can be given in order to define that the output signal is **true** in the time interval $1 \leq \text{time} \leq 2$ and otherwise it is **false**. Note, that "time" is a built-in variable that is always accessible and represents the "model time" and that Variable **y** is both a variable and a connector.

Parameters

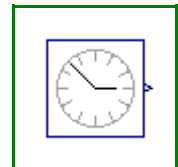
Type	Name	Default	Description
Time varying output signal			
BooleanOutput	y	false	Value of Boolean output

Connectors

Type	Name	Description
Time varying output signal		
output BooleanOutput	y	Value of Boolean output

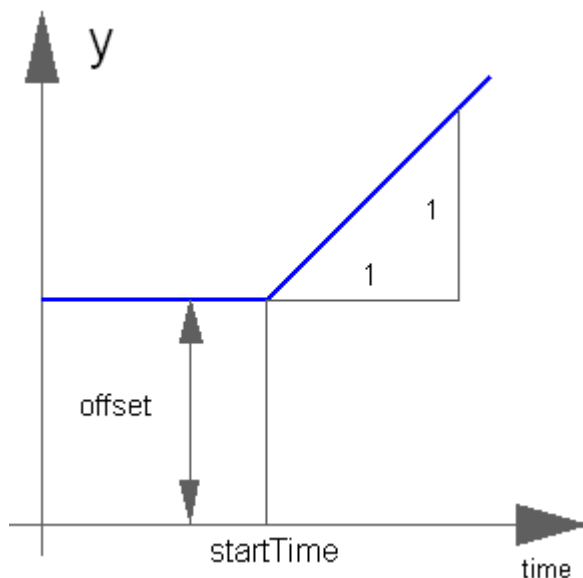
Modelica.Blocks.Sources.Clock

Generate actual time signal



Information

The Real output y is a clock signal:



Parameters

Type	Name	Default	Description
Time	offset	0	Offset of output signal [s]
Time	startTime	0	Output = offset for time < startTime [s]

Connectors

Type	Name	Description
output RealOutput	y	Connector of Real output signal

Modelica.Blocks.Sources.Constant

Generate constant signal of type Real

Information

The Real output y is a constant signal:

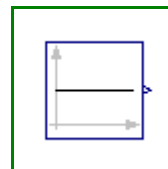


Parameters

Type	Name	Default	Description
Real	k		Constant output value

Connectors

Type	Name	Description
output RealOutput	y	Connector of Real output signal

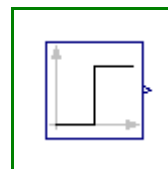
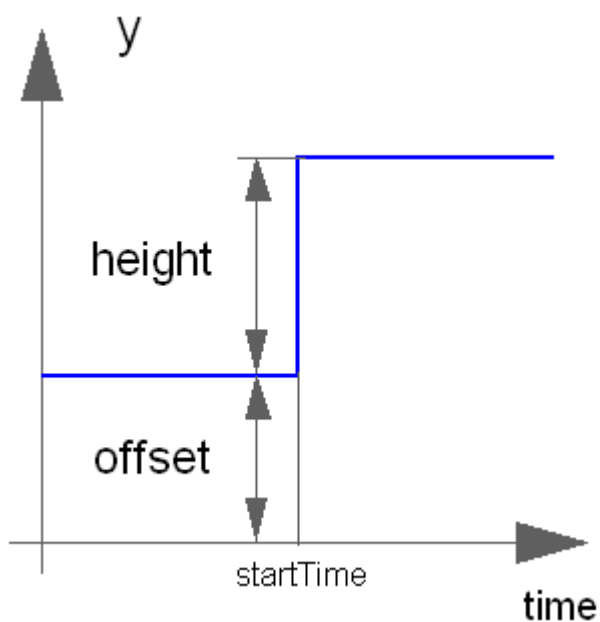


Modelica.Blocks.Sources.Step

Generate step signal of type Real

Information

The Real output y is a step signal:



Parameters

Type	Name	Default	Description
Real	height	1	Height of step
Real	offset	0	Offset of output signal y
Time	startTime	0	Output y = offset for time < startTime [s]

Connectors

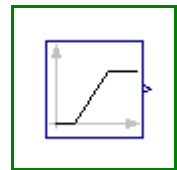
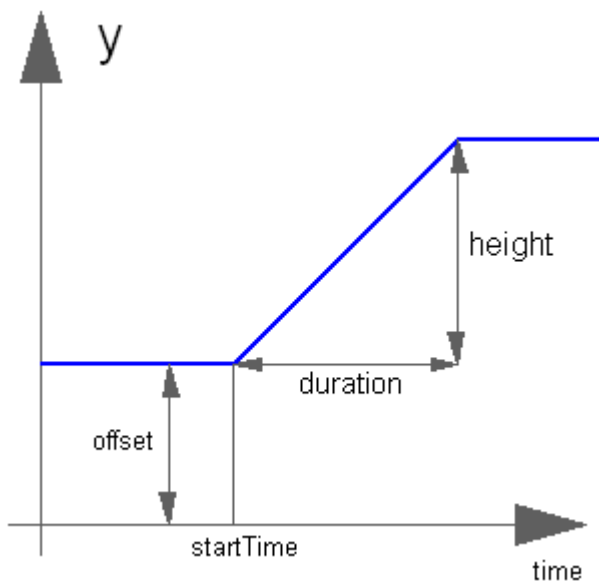
Type	Name	Description
output RealOutput	y	Connector of Real output signal

Modelica.Blocks.Sources.Ramp

Generate ramp signal

Information

The Real output y is a ramp signal:



Parameters

Type	Name	Default	Description
Real	height	1	Height of ramps
Time	duration		Durations of ramp [s]
Real	offset	0	Offset of output signal
Time	startTime	0	Output = offset for time < startTime [s]

Connectors

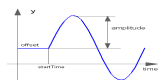
Type	Name	Description
output RealOutput	y	Connector of Real output signal

Modelica.Blocks.Sources.Sine

Generate sine signal

Information

The Real output y is a sine signal:

**Parameters**

Type	Name	Default	Description
Real	amplitude	1	Amplitude of sine wave
Frequency	freqHz		Frequency of sine wave [Hz]
Angle	phase	0	Phase of sine wave [rad]
Real	offset	0	Offset of output signal
Time	startTime	0	Output = offset for time < startTime [s]

Connectors

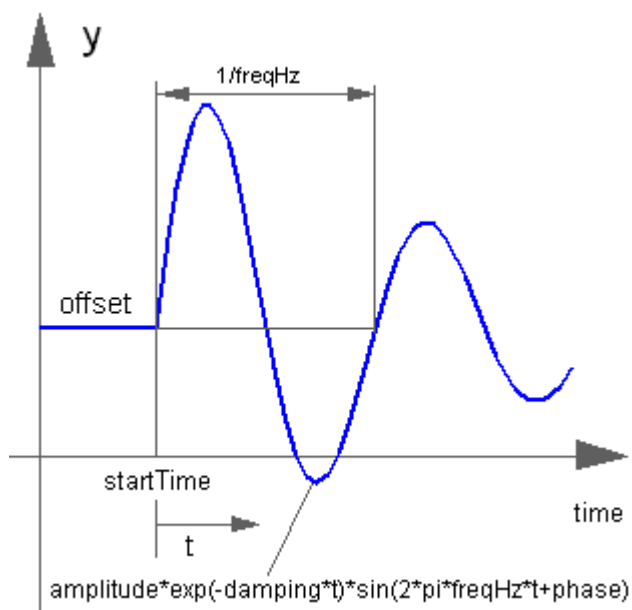
Type	Name	Description
output RealOutput	y	Connector of Real output signal

Modelica.Blocks.Sources.ExpSine

Generate exponentially damped sine signal

Information

The Real output y is a sine signal with exponentially changing amplitude:



Parameters

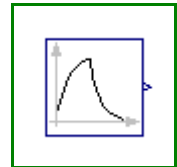
Type	Name	Default	Description
Real	amplitude	1	Amplitude of sine wave
Frequency	freqHz		Frequency of sine wave [Hz]
Angle	phase	0	Phase of sine wave [rad]
Damping	damping		Damping coefficient of sine wave [s-1]
Real	offset	0	Offset of output signal
Time	startTime	0	Output = offset for time < startTime [s]

Connectors

Type	Name	Description
output RealOutput	y	Connector of Real output signal

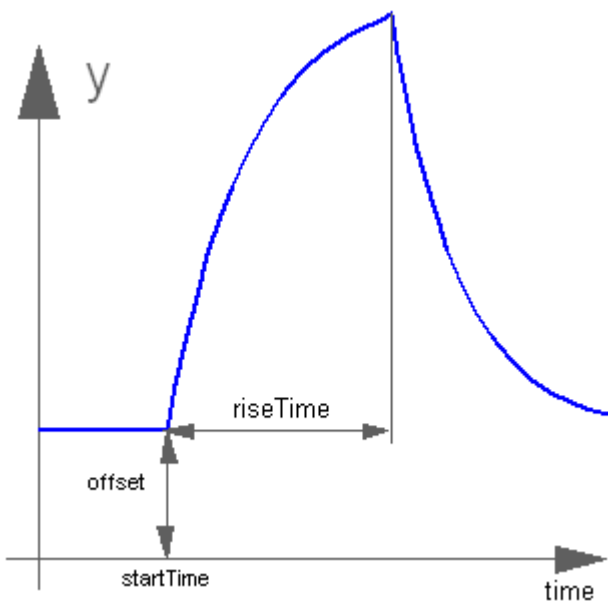
Modelica.Blocks.Sources.Exponentials

Generate a rising and falling exponential signal



Information

The Real output y is a rising exponential followed by a falling exponential signal:



Parameters

Type	Name	Default	Description
Real	outMax	1	Height of output for infinite riseTime
Time	riseTime		Rise time [s]
Time	riseTimeConst	0.1	Rise time constant; rising is defined as $\text{outMax} \cdot (1 - \exp(-\text{riseTime}/\text{riseTimeConst}))$ [s]
Time	fallTimeConst	riseTimeConst	Fall time constant [s]
Real	offset	0	Offset of output signal

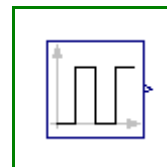
Time	startTime	0	Output = offset for time < startTime [s]
------	-----------	---	--

Connectors

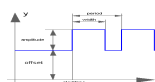
Type	Name	Description
output RealOutput	y	Connector of Real output signal

Modelica.Blocks.Sources.Pulse

Generate pulse signal of type Real

**Information**

The Real output y is a pulse signal:

**Parameters**

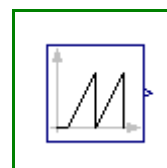
Type	Name	Default	Description
Real	amplitude	1	Amplitude of pulse
Real	width	50	Width of pulse in % of period
Time	period		Time for one period [s]
Real	offset	0	Offset of output signals
Time	startTime	0	Output = offset for time < startTime [s]

Connectors


Type	Name	Description
output RealOutput	y	Connector of Real output signal

Modelica.Blocks.Sources.SawTooth

Generate saw tooth signal

**Information**

The Real output y is a saw tooth signal:

**Parameters**

Type	Name	Default	Description
Real	amplitude	1	Amplitude of saw tooth
Time	period		Time for one period [s]
Real	offset	0	Offset of output signals
Time	startTime	0	Output = offset for time < startTime [s]

Connectors

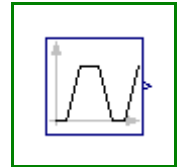
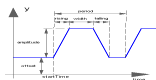
Type	Name	Description
output RealOutput	y	Connector of Real output signal

Modelica.Blocks.Sources.Trapezoid

Generate trapezoidal signal of type Real

Information

The Real output y is a trapezoid signal:



Parameters

Type	Name	Default	Description
Real	amplitude	1	Amplitude of trapezoid
Time	rising	0	Rising duration of trapezoid [s]
Time	width	0.5	Width duration of trapezoid [s]
Time	falling	0	Falling duration of trapezoid [s]
Time	period		Time for one period [s]
Integer	nperiod	-1	Number of periods (< 0 means infinite number of periods)
Real	offset	0	Offset of output signal
Time	startTime	0	Output = offset for time < startTime [s]

Connectors

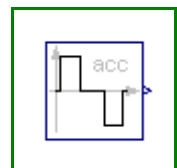
Type	Name	Description
output RealOutput	y	Connector of Real output signal

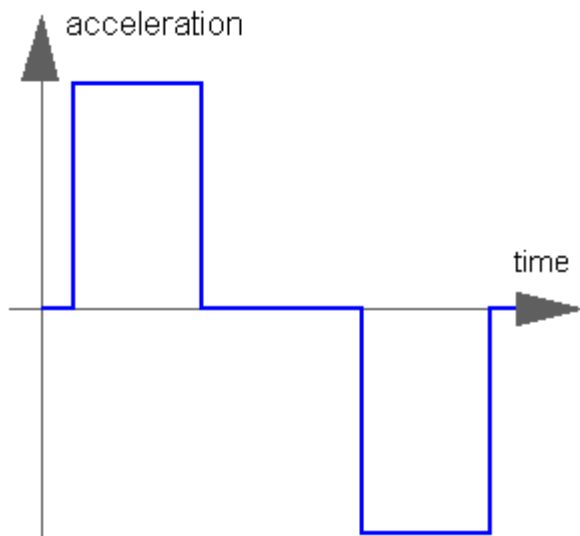
Modelica.Blocks.Sources.KinematicPTP

Move as fast as possible along a distance within given kinematic constraints

Information

The goal is to move as **fast** as possible along a distance **deltaq** under given **kinematical constraints**. The distance can be a positional or angular range. In robotics such a movement is called **PTP** (Point-To-Point). This source block generates the **acceleration** qdd of this signal as output:





After integrating the output two times, the position q is obtained. The signal is constructed in such a way that it is not possible to move faster, given the **maximally** allowed **velocity** q_{d_max} and the **maximally** allowed **acceleration** q_{dd_max} .

If several distances are given (vector $\text{delta}q$ has more than 1 element), an acceleration output vector is constructed such that all signals are in the same periods in the acceleration, constant velocity and deceleration phase. This means that only one of the signals is at its limits whereas the others are synchronized in such a way that the end point is reached at the same time instant.

This element is useful to generate a reference signal for a controller which controls a drive train or in combination with model Modelica.Mechanics.Rotational.**Accelerate** to drive a flange according to a given acceleration.

Parameters

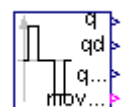
Type	Name	Default	Description
Real	$\text{delta}q[:]$		Distance to move
Real	$q_{d_max}[:]$		Maximum velocities $\text{der}(q)$
Real	$q_{dd_max}[:]$		Maximum accelerations $\text{der}(q_d)$
Time	startTime	0	Time instant at which movement starts [s]
Integer	nout	$\max([\text{size}(\text{delta}q, 1); \text{size}(q_{d_max}, 1); \text{size}(q_{dd_max}, 1)])$	Number of outputs

Connectors

Type	Name	Description
output RealOutput	$y[nout]$	Connector of Real output signals

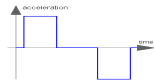
Modelica.Blocks.Sources.KinematicPTP2

Move as fast as possible from start to end position within given kinematic constraints with output signals q , $q_d=\text{der}(q)$, $q_{dd}=\text{der}(q_d)$



Information

The goal is to move as **fast** as possible from start position **q_begin** to end position **q_end** under given **kinematical constraints**. The positions can be translational or rotational definitions (i.e., **q_begin**/**q_end** is given). In robotics such a movement is called **PTP** (Point-To-Point). This source block generates the **position** $q(t)$, the **speed** $q_d(t) = \text{der}(q)$, and the **acceleration** $q_{dd} = \text{der}(q_d)$ as output. The signals are constructed in such a way that it is not possible to move faster, given the **maximally** allowed **velocity** q_{d_max} and the **maximally** allowed **acceleration** q_{dd_max} :



If vectors **q_begin**/**q_end** have more than 1 element, the output vectors are constructed such that all signals are in the same periods in the acceleration, constant velocity and deceleration phase. This means that only one of the signals is at its limits whereas the others are synchronized in such a way that the end point is reached at the same time instant.

This element is useful to generate a reference signal for a controller which controls, e.g., a drive train, or to drive a flange according to a given acceleration.

Parameters

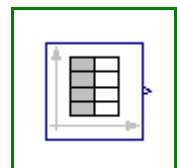
Type	Name	Default	Description
Real	q_begin [:]	{0}	Start position
Real	q_end [:]		End position
Real	q_d_max [:]		Maximum velocities $\text{der}(q)$
Real	q_{dd_max} [:]		Maximum accelerations $\text{der}(q_d)$
Time	startTime	0	Time instant at which movement starts [s]

Connectors

Type	Name	Description
output RealOutput	q [nout]	Reference position of path planning
output RealOutput	q_d [nout]	Reference speed of path planning
output RealOutput	q_{dd} [nout]	Reference acceleration of path planning
output BooleanOutput	moving [nout]	= true, if end position not yet reached; = false, if end position reached or axis is completely at rest

Modelica.Blocks.Sources.TimeTable

Generate a (possibly discontinuous) signal by linear interpolation in a table



Information

This block generates an output signal by **linear interpolation** in a table. The time points and function values are stored in a matrix **table[i,j]**, where the first column **table[:,1]** contains the time points and the second column contains the data to be interpolated. The table interpolation has the following properties:

- The time points need to be **monotonically increasing**.
- **Discontinuities** are allowed, by providing the same time point twice in the table.
- Values **outside** of the table range, are computed by **extrapolation** through the last or first two points of the table.
- If the table has only **one row**, no interpolation is performed and the function value is just returned independantly of the actual time instant.
- Via parameters **startTime** and **offset** the curve defined by the table can be shifted both in time and

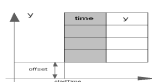
in the ordinate value.

- The table is implemented in a numerically sound way by generating **time events** at interval boundaries, in order to not integrate over a discontinuous or not differentiable points.

Example:

```
table = [0  0
         1  0
         1  1
         2  4
         3  9
         4 16]
```

If, e.g., time = 1.0, the output y = 0.0 (before event), 1.0 (after event)
 e.g., time = 1.5, the output y = 2.5,
 e.g., time = 2.0, the output y = 4.0,
 e.g., time = 5.0, the output y = 23.0 (i.e. extrapolation).



Parameters

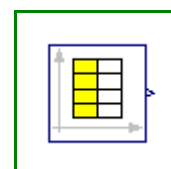
Type	Name	Default	Description
Real	table[:, 2]		Table matrix (time = first column; e.g. table=[0, 0; 1, 1; 2, 4])
Real	offset	0	Offset of output signal
Time	startTime	0	Output = offset for time < startTime [s]

Connectors

Type	Name	Description
output RealOutput	y	Connector of Real output signal

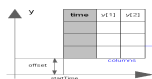
Modelica.Blocks.Sources.CombiTimeTable

Table look-up with respect to time and linear/periodic extrapolation methods (data from matrix/file)



Information

This block generates an output signal y[:] by **linear interpolation** in a table. The time points and function values are stored in a matrix **table[i,j]**, where the first column table[:,1] contains the time points and the other columns contain the data to be interpolated.



Via parameter **columns** it can be defined which columns of the table are interpolated. If, e.g., columns={2,4}, it is assumed that 2 output signals are present and that the first output is computed by interpolation of column 2 and the second output is computed by interpolation of column 4 of the table matrix. The table interpolation has the following properties:

- The time points need to be **monotonically increasing**.
- Discontinuities** are allowed, by providing the same time point twice in the table.
- Values **outside** of the table range, are computed by extrapolation according to the setting of parameter **extrapolation**:

```

    extrapolation = 0: hold the first or last value of the table,
                        if outside of the range.
    = 1: extrapolate through the last or first two
        points of the table.
    = 2: periodically repeat the table data
        (periodical function).

```

- Via parameter **smoothness** it is defined how the data is interpolated:

```

    smoothness = 0: linear interpolation
    = 1: smooth interpolation with Akima Splines such
        that der(y) is continuous.

```

- If the table has only **one row**, no interpolation is performed and the table values of this row are just returned.
- Via parameters **startTime** and **offset** the curve defined by the table can be shifted both in time and in the ordinate value. The time instants stored in the table are therefore **relative to startTime**. If time < startTime, no interpolation is performed and the offset is used as ordinate value for all outputs.
- The table is implemented in a numerically sound way by generating **time events** at interval boundaries, in order to not integrate over a discontinuous or not differentiable points.
- For special applications it is sometimes needed to know the minimum and maximum time instant defined in the table as a parameter. For this reason parameters **t_min** and **t_max** are provided and can be access from the outside of the table object.

Example:

```

table = [0  0
        1  0
        1  1
        2  4
        3  9
        4 16]; extrapolation = 1 (default)

```

If, e.g., time = 1.0, the output y = 0.0 (before event), 1.0 (after event)
 e.g., time = 1.5, the output y = 2.5,
 e.g., time = 2.0, the output y = 4.0,
 e.g., time = 5.0, the output y = 23.0 (i.e. extrapolation via last 2 points).

The table matrix can be defined in the following ways:

1. Explicitly supplied as **parameter matrix** "table", and the other parameters have the following values:

```

    tableName is "NoName" or has only blanks,
    fileName  is "NoName" or has only blanks.

```

2. **Read from a file** "fileName" where the matrix is stored as "tableName". Both ASCII and binary file format is possible. (the ASCII format is described below). It is most convenient to generate the binary file from Matlab (Matlab 4 storage format), e.g., by command

```

save tables.mat tab1 tab2 tab3 -V4

```

when the three tables tab1, tab2, tab3 should be used from the model.

3. Statically stored in function "usertab" in file "usertab.c". The matrix is identified by "tableName". Parameter fileName = "NoName" or has only blanks.

Table definition methods (1) and (3) do **not** allocate dynamic memory, and do not access files, whereas method (2) does. Therefore (1) and (3) are suited for hardware-in-the-loop simulation (e.g. with dSpace hardware). When the constant "NO_FILE" is defined in "usertab.c", all parts of the source code of method (2) are removed by the C-preprocessor, such that no dynamic memory allocation and no access to files takes place.

If tables are read from an ASCII-file, the file need to have the following structure ("-----" is not part of the file content):

```
-----
#1
double tab1(6,2)    # comment line
  0    0
  1    0
  1    1
  2    4
  3    9
  4   16
double tab2(6,2)    # another comment line
  0    0
  2    0
  2    2
  4    8
  6   18
  8   32
-----
```

Note, that the first two characters in the file need to be "#1". Afterwards, the corresponding matrix has to be declared with type, name and actual dimensions. Finally, in successive rows of the file, the elements of the matrix have to be given. Several matrices may be defined one after another.

Parameters

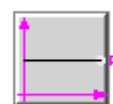
Type	Name	Default	Description
Integer	nout	max([size(columns, 1); size(...	Number of outputs
table data definition			
Boolean	tableOnFile	false	= true, if table is defined on file or in function usertab
Real	table[:, :]	fill(0.0, 0, 2)	Table matrix (time = first column; e.g. table=[0,2])
String	tableName	"NoName"	Table name on file or in function usertab (see docu)
String	fileName	"NoName"	File where matrix is stored
table data interpretation			
Integer	columns[:]	2:size(table, 2)	Columns of table to be interpolated
Smoothness	smoothness	Modelica.Blocks.Types.Smooth...	Smoothness of table interpolation
Extrapolation	extrapolation	Modelica.Blocks.Types.Extrap...	Extrapolation of data outside the definition range
Real	offset[:]	{0}	Offsets of output signals
Time	startTime	0	Output = offset for time < startTime [s]

Connectors

Type	Name	Description
output RealOutput	y[nout]	Connector of Real output signals


Modelica.Blocks.Sources.BooleanConstant

Generate constant signal of type Boolean



Information

The Boolean output y is a constant signal:



Parameters

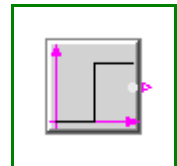
Type	Name	Default	Description
Boolean	k	true	Constant output value

Connectors

Type	Name	Description
output BooleanOutput	y	Connector of Boolean output signal

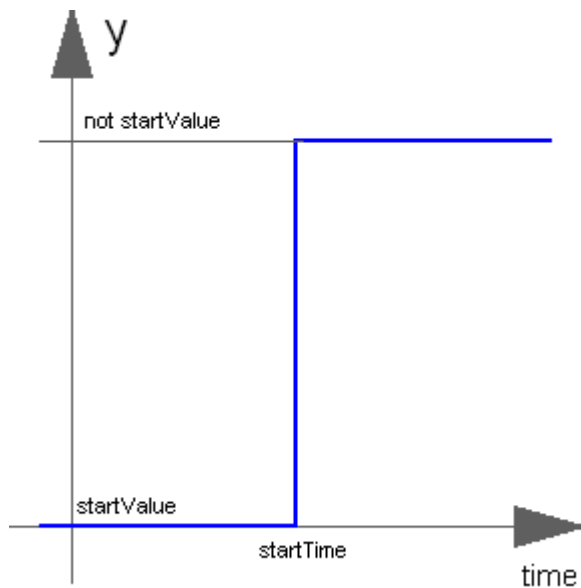
Modelica.Blocks.Sources.BooleanStep

Generate step signal of type Boolean



Information

The Boolean output y is a step signal:



Parameters

Type	Name	Default	Description
Time	startTime	0	Time instant of step start [s]
Boolean	startValue	false	Output before startTime

Connectors

Type	Name	Description
------	------	-------------

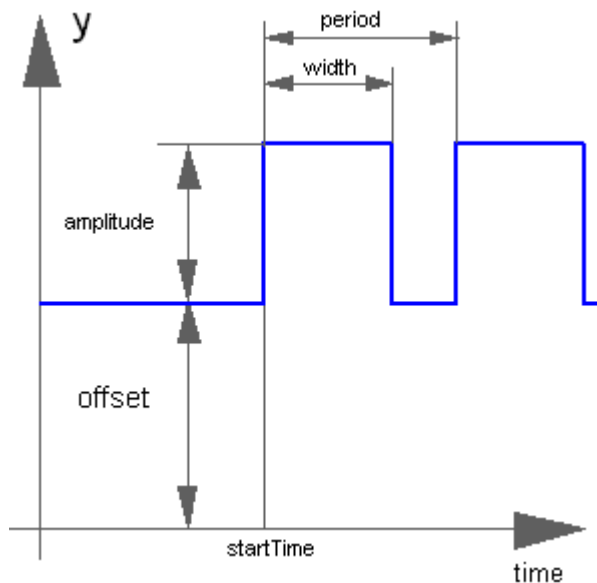
output BooleanOutput	y	Connector of Boolean output signal
----------------------	---	------------------------------------

Modelica.Blocks.Sources.BooleanPulse

Generate pulse signal of type Boolean

Information

The Boolean output y is a pulse signal:



Parameters

Type	Name	Default	Description
Real	width	50	Width of pulse in % of period
Time	period		Time for one period [s]
Time	startTime	0	Time instant of first pulse [s]

Connectors


Type	Name	Description
output BooleanOutput	y	Connector of Boolean output signal

Modelica.Blocks.Sources.SampleTrigger

Generate sample trigger signal

Information

The Boolean output y is a trigger signal where the output y is only **true** at sample times (defined by parameter **period**) and is otherwise **false**.



Parameters

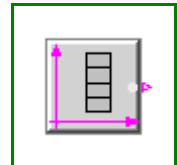
Type	Name	Default	Description
Time	period		Sample period [s]
Time	startTime	0	Time instant of first sample trigger [s]

Connectors

Type	Name	Description
output BooleanOutput	y	Connector of Boolean output signal

Modelica.Blocks.Sources.BooleanTable

Generate a Boolean output signal based on a vector of time instants



Information

The Boolean output y is a signal defined by parameter vector **table**. In the vector time points are stored. At every time point, the output y changes its value to the negated value of the previous one.



Parameters

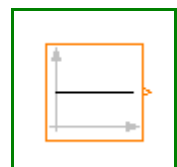
Type	Name	Default	Description
Boolean	startValue	false	Start value of y . At time = table[1], y changes to 'not startValue'
Time	table[:]		Vector of time points. At every time point, the output y gets its opposite value (e.g. table={0,1}) [s]

Connectors

Type	Name	Description
output BooleanOutput	y	Connector of Boolean output signal

Modelica.Blocks.Sources.IntegerConstant

Generate constant signal of type Integer



Information

The Integer output y is a constant signal:



Parameters

Type	Name	Default	Description
Integer	k		Constant output value

Connectors

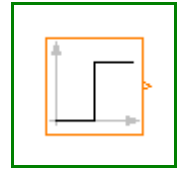
Type	Name	Description
output IntegerOutput	y	Connector of Integer output signal

Modelica.Blocks.Sources.IntegerStep

Generate step signal of type Integer

Information

The Integer output y is a step signal:



Parameters

Type	Name	Default	Description
Integer	height	1	Height of step
Integer	offset	0	Offset of output signal y
Time	startTime	0	Output y = offset for time < startTime [s]

Connectors

Type	Name	Description
output IntegerOutput	y	Connector of Integer output signal




Modelica.Blocks.Tables

Library of blocks to interpolate in one and two-dimensional tables

Information

This package contains blocks for one- and two-dimensional interpolation in tables.

Package Content

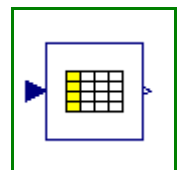
Name	Description
 CombiTable1D	Table look-up in one dimension (matrix/file) with n inputs and n outputs
 CombiTable1Ds	Table look-up in one dimension (matrix/file) with one input and n outputs
 CombiTable2D	Table look-up in two dimensions (matrix/file)

Modelica.Blocks.Tables.CombiTable1D

Table look-up in one dimension (matrix/file) with n inputs and n outputs

Information

Linear interpolation in **one** dimension of a **table**. Via parameter **columns** it can be defined how many



columns of the table are interpolated. If, e.g., `columns={2,4}`, it is assumed that 2 input and 2 output signals are present and that the first output interpolates the first input via column 2 and the second output interpolates the second input via column 4 of the table matrix.

The grid points and function values are stored in a matrix `"table[i,j]"`, where the first column `"table[:,1]"` contains the grid points and the other columns contain the data to be interpolated. Example:

```
table = [0, 0;
        1, 1;
        2, 4;
        4, 16]
```

```
If, e.g., the input u = 1.0, the output y = 1.0,
e.g., the input u = 1.5, the output y = 2.5,
e.g., the input u = 2.0, the output y = 4.0,
e.g., the input u = -1.0, the output y = -1.0 (i.e. extrapolation).
```

- The interpolation is **efficient**, because a search for a new interpolation starts at the interval used in the last call.
- If the table has only **one row**, the table value is returned, independent of the value of the input signal.
- If the input signal **u[i]** is **outside** of the defined **interval**, i.e., `u[i] > table[size(table,1),i+1]` or `u[i] < table[1,1]`, the corresponding value is also determined by linear interpolation through the last or first two points of the table.
- The grid values (first column) have to be **strict** monotonically increasing.

The table matrix can be defined in the following ways:

1. Explicitly supplied as **parameter matrix** `"table"`, and the other parameters have the following values:

```
tableName is "NoName" or has only blanks,
fileName is "NoName" or has only blanks.
```

2. **Read from a file** `"fileName"` where the matrix is stored as `"tableName"`. Both ASCII and binary file format is possible. (the ASCII format is described below). It is most convenient to generate the binary file from Matlab (Matlab 4 storage format), e.g., by command

```
save tables.mat tab1 tab2 tab3 -V4
```

when the three tables `tab1`, `tab2`, `tab3` should be used from the model.

3. Statically stored in function `"usertab"` in file `"usertab.c"`. The matrix is identified by `"tableName"`. Parameter `fileName = "NoName"` or has only blanks.

Table definition methods (1) and (3) do **not** allocate dynamic memory, and do not access files, whereas method (2) does. Therefore (1) and (3) are suited for hardware-in-the-loop simulation (e.g. with dSpace hardware). When the constant `"NO_FILE"` is defined in `"usertab.c"`, all parts of the source code of method (2) are removed by the C-preprocessor, such that no dynamic memory allocation and no access to files takes place.

If tables are read from an ASCII-file, the file need to have the following structure ("`-----`" is not part of the file content):

```
-----
#1
double tab1(5,2)    # comment line
  0    0
  1    1
  2    4
  3    9
  4   16
double tab2(5,2)    # another comment line
  0    0
  2    2
```

```

4      8
6     18
8     32

```

Note, that the first two characters in the file need to be "#1". Afterwards, the corresponding matrix has to be declared with type, name and actual dimensions. Finally, in successive rows of the file, the elements of the matrix have to be given. Several matrices may be defined one after another.

Parameters

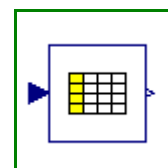
Type	Name	Default	Description
Integer	n	size(columns, 1)	Number of inputs (= number of outputs)
table data definition			
Boolean	tableOnFile	false	true, if table is defined on file or in function usertab
Real	table[:, :]	fill(0.0, 0, 2)	table matrix (grid = first column; e.g., table=[0,2])
String	tableName	"NoName"	table name on file or in function usertab (see docu)
String	fileName	"NoName"	file where matrix is stored
table data interpretation			
Integer	columns[:]	2:size(table, 2)	columns of table to be interpolated
Smoothness	smoothness	Types.Smoothness.LinearSegme...	smoothness of table interpolation

Connectors

Type	Name	Description
input RealInput	u[n]	Connector of Real input signals
output RealOutput	y[n]	Connector of Real output signals

Modelica.Blocks.Tables.CombiTable1Ds

Table look-up in one dimension (matrix/file) with one input and n outputs



Information

Linear interpolation in one dimension of a table. Via parameter **columns** it can be defined how many columns of the table are interpolated. If, e.g., icol={2,4}, it is assumed that one input and 2 output signals are present and that the first output interpolates via column 2 and the second output interpolates via column 4 of the table matrix.

The grid points and function values are stored in a matrix "table[i,j]", where the first column "table[:,1]" contains the grid points and the other columns contain the data to be interpolated. Example:

```

table = [0,  0;
         1,  1;
         2,  4;
         4, 16]

```

```

If, e.g., the input u = 1.0, the output y = 1.0,
e.g., the input u = 1.5, the output y = 2.5,
e.g., the input u = 2.0, the output y = 4.0,
e.g., the input u = -1.0, the output y = -1.0 (i.e. extrapolation).

```

- The interpolation is **efficient**, because a search for a new interpolation starts at the interval used in the last call.
- If the table has only **one row**, the table value is returned, independent of the value of the input signal.
- If the input signal **u** is **outside** of the defined **interval**, i.e., $u > \text{table}[\text{size}(\text{table},1),1]$ or $u < \text{table}[1,1]$, the corresponding value is also determined by linear interpolation through the last or first two points of the table.
- The grid values (first column) have to be **strict** monotonically increasing.

The table matrix can be defined in the following ways:

1. Explicitly supplied as **parameter matrix** "table", and the other parameters have the following values:

```
tableName is "NoName" or has only blanks,
fileName  is "NoName" or has only blanks.
```

2. **Read from a file** "fileName" where the matrix is stored as "tableName". Both ASCII and binary file format is possible. (the ASCII format is described below). It is most convenient to generate the binary file from Matlab (Matlab 4 storage format), e.g., by command

```
save tables.mat tab1 tab2 tab3 -V4
```

when the three tables tab1, tab2, tab3 should be used from the model.

3. Statically stored in function "usertab" in file "usertab.c". The matrix is identified by "tableName". Parameter fileName = "NoName" or has only blanks.

Table definition methods (1) and (3) do **not** allocate dynamic memory, and do not access files, whereas method (2) does. Therefore (1) and (3) are suited for hardware-in-the-loop simulation (e.g. with dSpace hardware). When the constant "NO_FILE" is defined, all parts of the source code of method (2) are removed by the C-preprocessor, such that no dynamic memory allocation and no access to files takes place.

If tables are read from an ASCII-file, the file need to have the following structure ("-----" is not part of the file content):

```
-----
#1
double tab1(5,2)    # comment line
  0   0
  1   1
  2   4
  3   9
  4  16
double tab2(5,2)    # another comment line
  0   0
  2   2
  4   8
  6  18
  8  32
-----
```

Note, that the first two characters in the file need to be "#1". Afterwards, the corresponding matrix has to be declared with type, name and actual dimensions. Finally, in successive rows of the file, the elements of the matrix have to be given. Several matrices may be defined one after another.

Parameters

Type	Name	Default	Description
Integer	nout	size(columns, 1)	Number of outputs
table data definition			

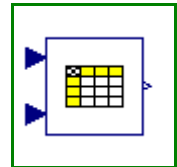
Boolean	tableOnFile	false	true, if table is defined on file or in function usertab
Real	table[:, :]	fill(0.0, 0, 2)	table matrix (grid = first column; e.g., table=[0,2])
String	tableName	"NoName"	table name on file or in function usertab (see docu)
String	fileName	"NoName"	file where matrix is stored
table data interpretation			
Integer	columns[:]	2:size(table, 2)	columns of table to be interpolated
Smoothness	smoothness	Types.Smoothness.LinearSegme...	smoothness of table interpolation

Connectors

Type	Name	Description
input RealInput	u	Connector of Real input signal
output RealOutput	y[nout]	Connector of Real output signals

Modelica.Blocks.Tables.CombiTable2D

Table look-up in two dimensions (matrix/file)



Information

Linear interpolation in **two** dimensions of a **table**. The grid points and function values are stored in a matrix "table[i,j]", where:

- the first column "table[2:,1]" contains the u[1] grid points,
- the first row "table[1,2:]" contains the u[2] grid points,
- the other rows and columns contain the data to be interpolated.

Example:

```

      |      |      |      |
      |  1.0 |  2.0 |  3.0 | // u2
-----*-----*-----*-----*
1.0 |  1.0 |  3.0 |  5.0 |
-----*-----*-----*-----*
2.0 |  2.0 |  4.0 |  6.0 |
-----*-----*-----*-----*
// u1
is defined as
table = [0.0,  1.0,  2.0,  3.0;
         1.0,  1.0,  3.0,  5.0;
         2.0,  2.0,  4.0,  6.0]
If, e.g. the input u is [1.0;1.0], the output y is 1.0,
e.g. the input u is [2.0;1.5], the output y is 3.0.
```

- The interpolation is **efficient**, because a search for a new interpolation starts at the interval used in the last call.
- If the table has only **one element**, the table value is returned, independent of the value of the input signal.
- If the input signal **u1** or **u2** is **outside** of the defined **interval**, the corresponding value is also determined by linear interpolation through the last or first two points of the table.
- The grid values (first column and first row) have to be **strict** monotonically increasing.

The table matrix can be defined in the following ways:

1. Explicitly supplied as **parameter matrix** "table", and the other parameters have the following values:

```
tableName is "NoName" or has only blanks,
fileName  is "NoName" or has only blanks.
```

2. **Read from a file** "fileName" where the matrix is stored as "tableName". Both ASCII and binary file format is possible. (the ASCII format is described below). It is most convenient to generate the binary file from Matlab (Matlab 4 storage format), e.g., by command

```
save tables.mat tab1 tab2 tab3 -v4
```

when the three tables tab1, tab2, tab3 should be used from the model.

3. Statically stored in function "usertab" in file "usertab.c". The matrix is identified by "tableName". Parameter fileName = "NoName" or has only blanks.

Table definition methods (1) and (3) do **not** allocate dynamic memory, and do not access files, whereas method (2) does. Therefore (1) and (3) are suited for hardware-in-the-loop simulation (e.g. with dSpace hardware). When the constant "NO_FILE" is defined, all parts of the source code of method (2) are removed by the C-preprocessor, such that no dynamic memory allocation and no access to files takes place.

If tables are read from an ASCII-file, the file need to have the following structure ("-----" is not part of the file content):

```
-----
#1
double table2D_1(3,4)    # comment line
0.0  1.0  2.0  3.0  # u[2] grid points
1.0  1.0  3.0  5.0
2.0  2.0  4.0  6.0

double table2D_2(4,4)    # comment line
0.0  1.0  2.0  3.0  # u[2] grid points
1.0  1.0  3.0  5.0
2.0  2.0  4.0  6.0
3.0  3.0  5.0  7.0
-----
```

Note, that the first two characters in the file need to be "#1". Afterwards, the corresponding matrix has to be declared with type, name and actual dimensions. Finally, in successive rows of the file, the elements of the matrix have to be given. Several matrices may be defined one after another. The matrix elements are interpreted in exactly the same way as if the matrix is given as a parameter. For example, the first column "table2D_1[2:,1]" contains the u[1] grid points, and the first row "table2D_1[1,2:]" contains the u[2] grid points.

Parameters

Type	Name	Default	Description
table data definition			
Boolean	tableOnFile	false	true, if table is defined on file or in function usertab
Real	table[:, :]	fill(0.0, 0, 2)	table matrix (grid u1 = first column, grid u2 = first row; e.g. table=[0,0;0,1])
String	tableName	"NoName"	table name on file or in function usertab (see docu)
String	fileName	"NoName"	file where matrix is stored
table data interpretation			
Smoothness	smoothness	Types.Smoothness.LinearSegme..	smoothness of table interpolation

		.	
--	--	---	--

Connectors

Type	Name	Description
input RealInput	u1	Connector of Real input signal 1
input RealInput	u2	Connector of Real input signal 2
output RealOutput	y	Connector of Real output signal

Modelica.Blocks.Types

Library of constants and types with choices, especially to build menus

Information

In this package **types** and **constants** are defined that are used in library Modelica.Blocks. The types have additional annotation choices definitions that define the menus to be built up in the graphical user interface when the type is used as parameter in a declaration.

Package Content

Name	Description
Smoothness	Enumeration defining the smoothness of table interpolation
Extrapolation	Enumeration defining the extrapolation of time table interpolation
Init	Enumeration defining initialization of a block
InitPID	Enumeration defining initialization of PID and LimPID blocks
SimpleController	Enumeration defining P, PI, PD, or PID simple controller type

Types and constants

```

type Smoothness = enumeration(
  LinearSegments "Table points are linearly interpolated",
  ContinuousDerivative
    "Table points are interpolated such that the first derivative is
continuous")
  "Enumeration defining the smoothness of table interpolation";

type Extrapolation = enumeration(
  HoldLastPoint "Hold the last table point outside of the table scope",
  LastTwoPoints
    "Extrapolate linearly through the last two table points outside of the
table scope",

  Periodic "Repeat the table scope periodically")
  "Enumeration defining the extrapolation of time table interpolation";

type Init = enumeration(
  NoInit
    "No initialization (start values are used as guess values with
fixed=false)",

  SteadyState "Steady state initialization (derivatives of states are zero)",

```

```

    InitialState "Initialization with initial states",
    InitialOutput
    "Initialization with initial outputs (and steady state of the states if
possibles)")
    "Enumeration defining initialization of a block";

type InitPID = enumeration(
    NoInit
    "No initialization (start values are used as guess values with
fixed=false)",

    SteadyState "Steady state initialization (derivatives of states are zero)",

    InitialState "Initialization with initial states",
    InitialOutput
    "Initialization with initial outputs (and steady state of the states if
possibles)",

    DoNotUse_InitialIntegratorState
    "Don't use, only for backward compatibility (initialize only integrator
state)")
    "Enumeration defining initialization of PID and LimPID blocks";

type SimpleController = enumeration(
    P "P controller",
    PI "PI controller",
    PD "PD controller",
    PID "PID controller")
    "Enumeration defining P, PI, PD, or PID simple controller type";

```

Modelica.Constants

Library of mathematical constants and constants of nature (e.g., pi, eps, R, sigma)

Information

This package provides often needed constants from mathematics, machine dependent constants and constants from nature. The latter constants (name, value, description) are from the following source:

Peter J. Mohr and Barry N. Taylor (1999):

CODATA Recommended Values of the Fundamental Physical Constants: 1998. Journal of Physical and Chemical Reference Data, Vol. 28, No. 6, 1999 and Reviews of Modern Physics, Vol. 72, No. 2, 2000. See also <http://physics.nist.gov/cuu/Constants/>

CODATA is the Committee on Data for Science and Technology.

Main Author:

[Martin Otter](#)
 Deutsches Zentrum für Luft und Raumfahrt e. V. (DLR)
 Oberpfaffenhofen
 Postfach 11 16
 D-82230 Weßling
 email: Martin.Otter@dlr.de

Copyright © 1998-2007, Modelica Association and DLR.

This Modelica package is **free** software; it can be redistributed and/or modified under the terms of the **Modelica license**, see the license conditions and the accompanying [disclaimer here](#).

Package Content

Name	Description
<code>e=Modelica.Math.exp(1.0)</code>	
<code>pi=2*Modelica.Math.asin(1.0)</code>	
<code>D2R=pi/180</code>	Degree to Radian
<code>R2D=180/pi</code>	Radian to Degree
<code>eps=1.e-15</code>	Biggest number such that $1.0 + \text{eps} = 1.0$
<code>small=1.e-60</code>	Smallest number such that <code>small</code> and <code>-small</code> are representable on the machine
<code>inf=1.e+60</code>	Biggest Real number such that <code>inf</code> and <code>-inf</code> are representable on the machine
<code>Integer_inf=2147483647</code>	Biggest Integer number such that <code>Integer_inf</code> and <code>-Integer_inf</code> are representable on the machine
<code>c=299792458</code>	Speed of light in vacuum
<code>g_n=9.80665</code>	Standard acceleration of gravity on earth
<code>G=6.6742e-11</code>	Newtonian constant of gravitation
<code>F=9.64853399e4</code>	Faraday constant, C/mol
<code>h=6.6260693e-34</code>	Planck constant
<code>k=1.3806505e-23</code>	Boltzmann constant
<code>R=8.314472</code>	Molar gas constant
<code>sigma=5.670400e-8</code>	Stefan-Boltzmann constant
<code>N_A=6.0221415e23</code>	Avogadro constant
<code>mue_0=4*pi*1.e-7</code>	Magnetic constant
<code>epsilon_0=1/(mue_0*c*c)</code>	Electric constant
<code>T_zero=-273.15</code>	Absolute zero temperature

Types and constants

```

final constant Real e=Modelica.Math.exp(1.0);

final constant Real pi=2*Modelica.Math.asin(1.0);

final constant Real D2R=pi/180 "Degree to Radian";

final constant Real R2D=180/pi "Radian to Degree";

final constant Real eps=1.e-15 "Biggest number such that 1.0 + eps = 1.0";

final constant Real small=1.e-60
"Smallest number such that small and -small are representable on the machine";

final constant Real inf=1.e+60
"Biggest Real number such that inf and -inf are representable on the machine";

final constant Integer Integer_inf=2147483647
"Biggest Integer number such that Integer_inf and -Integer_inf are

```

```

representable on the machine";

final constant SI.Velocity c=299792458 "Speed of light in vacuum";

final constant SI.Acceleration g_n=9.80665
"Standard acceleration of gravity on earth";

final constant Real G(final unit="m3/(kg.s2)") = 6.6742e-11
"Newtonian constant of gravitation";

final constant SI.FaradayConstant F = 9.64853399e4 "Faraday constant, C/mol";

final constant Real h(final unit="J.s") = 6.6260693e-34 "Planck constant";

final constant Real k(final unit="J/K") = 1.3806505e-23 "Boltzmann constant";

final constant Real R(final unit="J/(mol.K)") = 8.314472 "Molar gas constant";

final constant Real sigma(final unit="W/(m2.K4)") = 5.670400e-8
"Stefan-Boltzmann constant";

final constant Real N_A(final unit="1/mol") = 6.0221415e23
"Avogadro constant";

final constant Real mue_0(final unit="N/A2") = 4*pi*1.e-7 "Magnetic constant";

final constant Real epsilon_0(final unit="F/m") = 1/(mue_0*c*c)
"Electric constant";

final constant NonSI.Temperature_degC T_zero=-273.15
"Absolute zero temperature";

```





Modelica.Electrical

Library of electrical models (analog, digital, machines, multi-phase)

Information

This library contains electrical components to build up analog and digital circuits, as well as machines to model electrical motors and generators, especially three phase induction machines such as an asynchronous motor.

Package Content

Name	Description
 Analog	Library for analog electrical models
 Digital	Library for digital electrical components based on the VHDL standard with 9-valued logic and conversion to 2-,3-,4-valued logic
 Machines	Library for electric machines
 MultiPhase	Library for electrical components with 2, 3 or more phases

Modelica.Electrical.Analog

Library for analog electrical models

Information

This package contains packages for analog electrical components:

- Basic: basic components (resistor, capacitor, conductor, inductor, transformer, gyrator)
- Semiconductors: semiconductor devices (diode, bipolar and MOS transistors)
- Lines: transmission lines (lossy and lossless)
- Ideal: ideal elements (switches, diode, transformer, idle, short, ...)
- Sources: time-dependend and controlled voltage and current sources
- Sensors: sensors to measure potential, voltage, and current









Main Authors:

Christoph Clauß <clauss@eas.iis.fhg.de>
André Schneider <schneider@eas.iis.fhg.de>
Fraunhofer Institute for Integrated Circuits
Design Automation Department
Zeunerstraße 38
D-01069 Dresden

Copyright © 1998-2007, Modelica Association and Fraunhofer-Gesellschaft.

*This Modelica package is **free** software; it can be redistributed and/or modified under the terms of the **Modelica license**, see the license conditions and the accompanying **disclaimer** [here](#).*

Package Content

Name	Description
 Examples	Examples that demonstrate the usage of the Analog electrical components
 Basic	Basic electrical components such as resistor, capacitor, transformer
 Ideal	Ideal electrical elements such as switches, diode, transformer, operational amplifier
 Interfaces	Connectors and partial models for Analog electrical components
 Lines	Lossy and lossless segmented transmission lines, and LC distributed line models
 Semiconductors	Semiconductor devices such as diode, MOS and bipolar transistor
 Sensors	Potential, voltage, current, and power sensors
 Sources	Time-dependend and controlled voltage and current sources
















Modelica.Electrical.Analog.Examples

Examples that demonstrate the usage of the Analog electrical components

Information

This package contains examples that demonstrate the usage of the components of the Electrical.Analog library.

Package Content

Name	Description
 CauerLowPassAnalog	Cauer low pass filter with analog components
 CauerLowPassOPV	Cauer low pass filter with operational amplifiers
 CauerLowPassSC	Cauer low-pass filter with operational amplifiers and switched capacitors
 CharacteristicIdealDiodes	Characteristic of ideal diodes
 CharacteristicThyristors	Characteristic of ideal thyristors
 ChuaCircuit	Chua's circuit, ns, V, A
 DifferenceAmplifier	Simple NPN transistor amplifier circuit
 HeatingMOSInverter	Heating MOS Inverter
 HeatingNPN_OrGate	Heating NPN Or Gate
 HeatingRectifier	Heating rectifier
 NandGate	CMOS NAND Gate (see Tietze/Schenk, page 157)
 Rectifier	B6 diode bridge
 ShowSaturatingInductor	Simple demo to show behaviour of SaturatingInductor component
 ShowVariableResistor	Simple demo of a VariableResistor model
 Utilities	Utility components used by package Examples

Modelica.Electrical.Analog.Examples.CauerLowPassAnalog

Cauer low pass filter with analog components



Information

The example Cauer Filter is a low-pass-filter of the fifth order. It is realized using an analog network. The voltage source V is the input voltage (step), and the R2.p.v is the filter output voltage. The pulse response is calculated.

The simulation end time should be 60. Please plot both V.p.v (input voltage) and R2.p.v (output voltage).

Parameters

Type	Name	Default	Description
Inductance	l1	1.304	filter coefficient l1 [H]
Inductance	l2	0.8586	filter coefficient l2 [H]
Capacitance	c1	1.072	filter coefficient c1 [F]
Capacitance	c2	$1/(1.704992^2 \cdot l1)$	filter coefficient c2 [F]
Capacitance	c3	1.682	filter coefficient c3 [F]
Capacitance	c4	$1/(1.179945^2 \cdot l2)$	filter coefficient c4 [F]
Capacitance	c5	0.7262	filter coefficient c5 [F]

Modelica.Electrical.Analog.Examples.CauerLowPassOPV

Cauer low pass filter with operational amplifiers



Information

The example Cauer Filter is a low-pass-filter of the fifth order. It is realized using an analog network with operational amplifiers. The voltage source V is the input voltage (step), and the OP5.out.v is the filter output voltage. The pulse response is calculated.

This model is identical to the CauerLowPassAnalog example, but inverting. To get the same response as that of the CauerLowPassAnalog example, a negative voltage step is used as input.

The simulation end time should be 60. Please plot both V.v (which is the inverted input voltage) and OP5.p.v (output voltage). Compare this result with the CauerLowPassAnalog result.

During translation some warnings are issued concerning resistor values (Value=-1 not in range[0,1.e+100]). Do not worry about it. The negative values are o.k.

Parameters

Type	Name	Default	Description
Capacitance	l1	1.304	filter coefficient i1 [F]
Capacitance	l2	0.8586	filter coefficient i2 [F]
Capacitance	c1	1.072	filter coefficient c1 [F]
Capacitance	c2	$1/(1.704992^2 \cdot l1)$	filter coefficient c2 [F]
Capacitance	c3	1.682	filter coefficient c3 [F]
Capacitance	c4	$1/(1.179945^2 \cdot l2)$	filter coefficient c4 [F]
Capacitance	c5	0.7262	filter coefficient c5 [F]

Modelica.Electrical.Analog.Examples.CauerLowPassSC

Cauer low-pass filter with operational amplifiers and switched capacitors



Information

The example CauerLowPassSC is a low-pass-filter of the fifth order. It is realized using an switched-capacitor network with operational amplifiers. The voltage source V is the input voltage (step), and the OP5.out.v is the filter output voltage. The pulse response is calculated.

This model is identical to the CauerLowPassAnalog example, but inverting. To get the same response as that of the CauerLowPassAnalog example, a negative voltage step is used as input.

This model is identical to the CauerLowPassOPV example. But the resistors are realized by switched capacitors. There are two such resistors Rp (of value +1), and Rn (of value -1). In this models the switching clock source is included. In a typical switched capacitor circuit there would be a central clock source.

The simulation end time should be 60. Please plot both V.v (which is the inverted input voltage) and OP5.p.v (output voltage). Compare this result with the CauerLowPassAnalog result.

Due to the recharging of the capacitances after switching the performance of simulation is not as good as in the CauerLowPassOPV example.

Parameters

Type	Name	Default	Description
Capacitance	l1	1.304	filter coefficient l1 [F]
Capacitance	l2	0.8586	filter coefficient l2 [F]
Capacitance	c1	1.072	filter coefficient c1 [F]
Capacitance	c2	$1/(1.704992^2 \cdot l1)$	filter coefficient c2 [F]
Capacitance	c3	1.682	filter coefficient c3 [F]
Capacitance	c4	$1/(1.179945^2 \cdot l2)$	filter coefficient c4 [F]
Capacitance	c5	0.7262	filter coefficient c5 [F]

Modelica.Electrical.Analog.Examples.CharacteristicIdealDiodes

Characteristic of ideal diodes



Information

Three examples of ideal diodes are shown:

the **totally ideal diode** (Ideal) with all parameters to be zero

the **nearly ideal diode** with $R_{on}=0.1$ and $G_{off}=0.1$

the nearly ideal but **displaced diode** with $V_{knee}=5$ and $R_{on}=0.1$ and $G_{off}=0.1$

The resistance and conductance are chosen untypically high since the slopes should be seen in the graphics.

Simulate until $T=1$ s.

Plot in separate windows:

Ideal.i versus Ideal.v

With_Ron_Goff.i versus With_Ron_Goff.v

With_Ron_Goff_Vknee.i versus With_Ron_Goff_Vknee.v

Modelica.Electrical.Analog.Examples.CharacteristicThyristors

Characteristic of ideal thyristors



Information

Two examples of thyristors are shown:

the **ideal thyristor**

and the **ideal GTO thyristor** with $V_{knee}=5$

Simulate until $T=2$ s.

Plot in separate windows:

IdealThyristor1.i and IdealGTOThyristor1.i

IdealThyristor1.v and IdealGTOThyristor1.v

Modelica.Electrical.Analog.Examples.ChuaCircuit**Chua's circuit, ns, V, A****Information**

Chua's circuit is the most simple nonlinear circuit which shows chaotic behaviour. The circuit consists of linear basic elements (capacitors, resistor, conductor, inductor), and one nonlinear element, which is called Chua's diode. The chaotic behaviour is simulated.

The simulation end time should be set to 5e4. To get the chaotic behaviour please plot C1.v. Choose C2.v as the independent variable.

Reference:

Kennedy, M.P.: Three Steps to Chaos - Part I: Evolution. IEEE Transactions on CAS I 40 (1993)10, 640-656

Modelica.Electrical.Analog.Examples.DifferenceAmplifier**Simple NPN transistor amplifier circuit****Information**

It is a simple NPN transistor amplifier circuit. The voltage difference between R1.p and R3.n is amplified. The output signal is the voltage between R2.n and R4.n. In this example the voltage at V1 is amplified because R3.n is grounded.

The simulation end time should be set to 1e- 8. Please plot the input voltage V1.v, and the output voltages R2.n.v, and R4.n.v.

Reference:

Tietze, U.; Schenk, Ch.: Halbleiter-Schaltungstechnik. Springer-Verlag Berlin Heidelberg NewYork 1980, p. 59

Modelica.Electrical.Analog.Examples.HeatingMOSInverter**Heating MOS Inverter****Information**

The heating MOS inverter shows a heat flow always if a transistor is leading.

Simulate until T=5 s.

Plot in separate windows:

Sin.p.v and Capacitor1.p.v

HeatCapacitor1.port.T and H_PMOS.heatPort.T and H_NMOS.heatPort.T

H_PMOS.heatPort.Q_flow and H_NMOS.heatPort.Q_flow

Modelica.Electrical.Analog.Examples.HeatingNPN_OrGate**Heating NPN Or Gate**

Information

The heating "NPN or" gate shows a heat flow always if a transistor is leading.

Simulate until T=200 s.

Plot in separate windows:

V1.v and V2.v and C2.v

HeatCapacitor1.port.T and T1.heatPort.T and T2.heatPort.T

T1.heatPort.Q_flow and T2.heatPort.Q_flow

Modelica.Electrical.Analog.Examples.HeatingRectifier

Heating rectifier



Information

The heating rectifier shows a heat flow always if the electrical capacitor is loaded.

Simulate until T=5 s.

Plot in separate windows:

SineVoltage1.v and Capacitor1.p.v

HeatCapacitor1.port.T and HeatingDiode1.heatPort.T

HeatingDiode1.heatPort.Q_flow

Modelica.Electrical.Analog.Examples.NandGate

CMOS NAND Gate (see Tietze/Schenk, page 157)



Information

The nand gate is a basic CMOS building block. It consists of four CMOS transistors. The output voltage Nand.y.v is low if and only if the two input voltages at Nand.x1.v and Nand.x2.v are both high. In this way the nand functionality is realized.

The simulation end time should be set to 1e-7. Please plot the input voltages Nand.x1.v, d Nand.x2.v, and the output voltage Nand.y.v.

Reference:

Tietze, U.; Schenk, Ch.: Halbleiter-Schaltungstechnik. Springer-Verlag Berlin Heidelberg NewYork
1980, p. 157

Modelica.Electrical.Analog.Examples.Rectifier

B6 diode bridge



Information

The rectifier example shows a B6 diode bridge fed by a three phase sinusoidal voltage, loaded by a DC current.

DC capacitors start at ideal no-load voltage, thus making easier initial transient.

Simulate until T=0.1 s.

Plot in separate windows:

uDC ... DC-voltage

iAC ... AC-currents 1..3

uAC ... AC-voltages 1..3 (distorted)

Try different load currents iDC = 0..approximately 500 A.

You may watch Losses (of the whole diode bridge) trying different diode parameters.

Parameters

Type	Name	Default	Description
Voltage	VAC	400	RMS line-to-line [V]
Frequency	f	50	line frequency [Hz]
Inductance	LAC	60E-6	line inductor [H]
Resistance	Ron	1E-3	diode forward resistance [Ohm]
Conductance	Goff	1E-3	diode backward conductance [S]
Voltage	Vknee	2	diode threshold voltage [V]
Capacitance	CDC	15E-3	DC capacitance [F]
Current	IDC	500	load current [A]

Modelica.Electrical.Analog.Examples.ShowSaturatingInductor

Simple demo to show behaviour of SaturatingInductor component



Information

Parameters

Type	Name	Default	Description
Inductance	Lzer	2	Inductance near current=0 [H]
Inductance	Lnom	1	Nominal inductance at Nominal current [H]
Current	Inom	1	Nominal current [A]
Inductance	Linf	0.5	Inductance at large currents [H]
Voltage	U	1.25	source voltage (peak) [V]
Frequency	f	1/(2*Modelica.Constants.pi)	source frequency [Hz]
Angle	phase	Modelica.Constants.pi/2	source voltage phase shift [rad]

Modelica.Electrical.Analog.Examples.ShowVariableResistor

Simple demo of a VariableResistor model



Information

It is a simple test circuit for the VariableResistor. The VariableResistor could be compared with R2.

Simulate until T=1 s.





Modelica.Electrical.Analog.Examples.Utilities

Utility components used by package Examples

Information

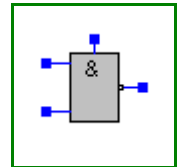
This package contains utility components used by package Examples.

Package Content

Name	Description
 Nand	CMOS NAND Gate (see Tietze/Schenk, page 157)
 NonlinearResistor	Chua's resistor
 RealSwitch	ideal switch with resistance
 Transistor	transistor with resistance and capacitance

Modelica.Electrical.Analog.Examples.Utilities.Nand

CMOS NAND Gate (see Tietze/Schenk, page 157)



Information

The nand gate is a basic CMOS building block. It consists of four CMOS transistors.

Reference:

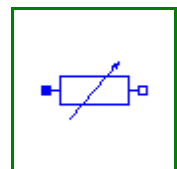
Tietze, U.; Schenk, Ch.: Halbleiter-Schaltungstechnik. Springer-Verlag Berlin Heidelberg NewYork 1980, p. 157

Connectors

Type	Name	Description
Pin	x1	
Pin	x2	
Pin	Vdd	
Pin	y	

Modelica.Electrical.Analog.Examples.Utilities.NonlinearResistor

Chua's resistor



Information

Parameters


Type	Name	Default	Description
Conductance	Ga		conductance in inner voltage range [S]
Conductance	Gb		conductance in outer voltage range [S]
Voltage	Ve		inner voltage range limit [V]

Connectors

Type	Name	Description
PositivePin	p	Positive pin (potential p.v > n.v for positive voltage drop v)
NegativePin	n	Negative pin

Modelica.Electrical.Analog.Examples.Utilities.RealSwitch

ideal switch with resistance



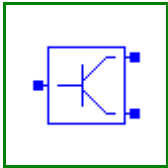
Information

Connectors

Type	Name	Description
Pin	p	
Pin	n1	
Pin	n2	
Pin	control	

Modelica.Electrical.Analog.Examples.Utilities.Transistor

transistor with resistance an capacitance



Information

Connectors

Type	Name	Description
Pin	c	
Pin	b	
Pin	e	



Modelica.Electrical.Analog.Basic


















Basic electrical components such as resistor, capacitor, transformer

Information

This package contains basic analog electrical components.

Package Content

Name	Description
 Ground	Ground node
 Resistor	Ideal linear electrical resistor

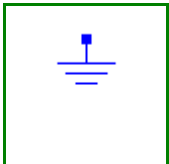
 HeatingResistor	Temperature dependent electrical resistor
 Conductor	Ideal linear electrical conductor
 Capacitor	Ideal linear electrical capacitor
 Inductor	Ideal linear electrical inductor
 SaturatingInductor	Simple model of an inductor with saturation
 Transformer	Transformer with two ports
 Gyrator	Gyrator
 EMF	Electromotoric force (electric/mechanic transformer)
 VCV	Linear voltage-controlled voltage source
 VCC	Linear voltage-controlled current source
 CCV	Linear current-controlled voltage source
 CCC	Linear current-controlled current source
 OpAmp	Simple nonideal model of an OpAmp with limitation
 VariableResistor	Ideal linear electrical resistor with variable resistance
 VariableConductor	Ideal linear electrical conductor with variable conductance
 VariableCapacitor	Ideal linear electrical capacitor with variable capacitance
 VariableInductor	Ideal linear electrical inductor with variable inductance

Modelica.Electrical.Analog.Basic.Ground

Ground node

Information

Ground of an electrical circuit. The potential at the ground node is zero. Every electrical circuit has to contain at least one ground object.



Connectors

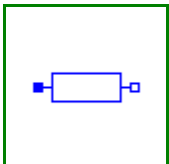
Type	Name	Description
Pin	p	

Modelica.Electrical.Analog.Basic.Resistor

Ideal linear electrical resistor

Information

The linear resistor connects the branch voltage v with the branch current i by $i \cdot R = v$. The Resistance R is allowed to be positive, zero, or negative.



Parameters

Type	Name	Default	Description
------	------	---------	-------------

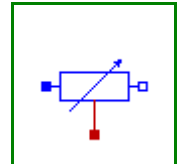
Resistance	R	Resistance [Ohm]
------------	---	------------------

Connectors

Type	Name	Description
PositivePin	p	Positive pin (potential p.v > n.v for positive voltage drop v)
NegativePin	n	Negative pin

Modelica.Electrical.Analog.Basic.HeatingResistor

Temperature dependent electrical resistor



Information

This is a model for an electrical resistor where the generated heat is dissipated to the environment via connector **heatPort** and where the resistance R is temperature dependent according to the following equation:

$$R = R_{\text{ref}} * (1 + \alpha * (\text{heatPort}.T - T_{\text{ref}}))$$

alpha is the **temperature coefficient of resistance**, which is often abbreviated as **TCR**. In resistor catalogues, it is usually defined as **X [ppm/K]** (parts per million, similarly to per centage) meaning **X*1.e-6 [1/K]**. Resistors are available for 1 .. 7000 ppm/K, i.e., $\alpha = 1\text{e-}6 \dots 7\text{e-}3 \text{ 1/K}$;

Via parameter **useHeatPort** the heatPort connector can be enabled and disabled (default = enabled). If it is disabled, the generated heat is transported implicitly to an internal temperature source with a fixed temperature of T_{ref} .

If the heatPort connector is enabled, it must be connected.

Parameters

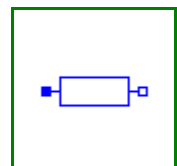
Type	Name	Default	Description
Resistance	R_ref		Resistance at temperature T_{ref} [Ohm]
Temperature	T_ref		Reference temperature [K]
LinearTemperatureCoefficient	alpha		Temperature coefficient of resistance ($R = R_{\text{ref}} * (1 + \alpha * (\text{heatPort}.T - T_{\text{ref}}))$) [1/K]

Connectors

Type	Name	Description
PositivePin	p	Positive pin (potential p.v > n.v for positive voltage drop v)
NegativePin	n	Negative pin
HeatPort_a	heatPort	

Modelica.Electrical.Analog.Basic.Conductor

Ideal linear electrical conductor



Information

The linear conductor connects the branch voltage v with the branch current i by $i = v * G$. The Conductance G

is allowed to be positive, zero, or negative.

Parameters

Type	Name	Default	Description
Conductance	G		Conductance [S]

Connectors

Type	Name	Description
PositivePin	p	Positive pin (potential p.v > n.v for positive voltage drop v)
NegativePin	n	Negative pin

Modelica.Electrical.Analog.Basic.Capacitor

Ideal linear electrical capacitor



Information

The linear capacitor connects the branch voltage v with the branch current i by $i = C * dv/dt$. The Capacitance C is allowed to be positive, zero, or negative.

Parameters

Type	Name	Default	Description
Capacitance	C		Capacitance [F]

Connectors

Type	Name	Description
PositivePin	p	Positive pin (potential p.v > n.v for positive voltage drop v)
NegativePin	n	Negative pin

Modelica.Electrical.Analog.Basic.Inductor

Ideal linear electrical inductor



Information

The linear inductor connects the branch voltage v with the branch current i by $v = L * di/dt$. The Inductance L is allowed to be positive, zero, or negative.

Parameters

Type	Name	Default	Description
Inductance	L		Inductance [H]

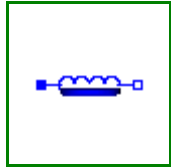
Connectors

Type	Name	Description
------	------	-------------

PositivePin	p	Positive pin (potential p.v > n.v for positive voltage drop v)
NegativePin	n	Negative pin

Modelica.Electrical.Analog.Basic.SaturatingInductor

Simple model of an inductor with saturation



Information

This model approximates the behaviour of an inductor with the influence of saturation, i.e. the value of the inductance depends on the current flowing through the inductor. The inductance decreases as current increases.

The parameters are:

- Inom...nominal current
- Lnom...nominal inductance at nominal current
- Lzer...inductance near current = 0; Lzer has to be greater than Lnom
- Linf...inductance at large currents; Linf has to be less than Lnom

Parameters

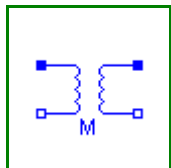
Type	Name	Default	Description
Current	Inom		Nominal current [A]
Inductance	Lnom		Nominal inductance at Nominal current [H]
Inductance	Lzer		Inductance near current=0 [H]
Inductance	Linf		Inductance at large currents [H]

Connectors

Type	Name	Description
PositivePin	p	Positive pin (potential p.v > n.v for positive voltage drop v)
NegativePin	n	Negative pin

Modelica.Electrical.Analog.Basic.Transformer

Transformer with two ports



Information

The transformer is a two port. The left port voltage $v1$, left port current $i1$, right port voltage $v2$ and right port current $i2$ are connected by the following relation:

$$\begin{bmatrix} v1 \\ v2 \end{bmatrix} = \begin{bmatrix} L1 & M \\ M & L2 \end{bmatrix} \begin{bmatrix} i1' \\ i2' \end{bmatrix}$$

$L1$, $L2$, and M are the primary, secondary, and coupling inductances respectively.

Parameters

Type	Name	Default	Description
------	------	---------	-------------

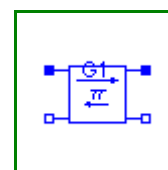
Inductance	L1		Primary inductance [H]
Inductance	L2		Secondary inductance [H]
Inductance	M		Coupling inductance [H]

Connectors

Type	Name	Description
PositivePin	p1	Positive pin of the left port (potential p1.v > n1.v for positive voltage drop v1)
NegativePin	n1	Negative pin of the left port
PositivePin	p2	Positive pin of the right port (potential p2.v > n2.v for positive voltage drop v2)
NegativePin	n2	Negative pin of the right port

Modelica.Electrical.Analog.Basic.Gyrator

Gyrator



Information

A gyrator is a two-port element defined by the following equations:

$$\begin{aligned} i_1 &= G_2 * v_2 \\ i_2 &= -G_1 * v_1 \end{aligned}$$

where the constants G_1 , G_2 are called the gyration conductance.

Parameters

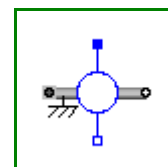
Type	Name	Default	Description
Conductance	G1		Gyration conductance [S]
Conductance	G2		Gyration conductance [S]

Connectors

Type	Name	Description
PositivePin	p1	Positive pin of the left port (potential p1.v > n1.v for positive voltage drop v1)
NegativePin	n1	Negative pin of the left port
PositivePin	p2	Positive pin of the right port (potential p2.v > n2.v for positive voltage drop v2)
NegativePin	n2	Negative pin of the right port

Modelica.Electrical.Analog.Basic.EMF

Electromotoric force (electric/mechanic transformer)



Information

EMF transforms electrical energy into rotational mechanical energy. It is used as basic building block of an electrical motor. The mechanical connector shaft can be connected to elements of the Modelica.Mechanics.Rotational library. shaft.tau is the cut-torque, flange.phi is the angle at the rotational connection.

Parameters

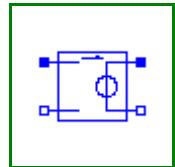
Type	Name	Default	Description
Boolean	useSupport	false	= true, if support flange enabled, otherwise implicitly grounded
ElectricalTorqueConstant	k		Transformation coefficient [N.m/A]

Connectors

Type	Name	Description
PositivePin	p	
NegativePin	n	
Flange_b	flange	
Support	support	Support/housing of emf shaft

Modelica.Electrical.Analog.Basic.VCV

Linear voltage-controlled voltage source



Information

The linear voltage-controlled voltage source is a TwoPort. The right port voltage v_2 is controlled by the left port voltage v_1 via

$$v_2 = v_1 * \text{gain}.$$

The left port current is zero. Any voltage gain can be chosen.

Parameters

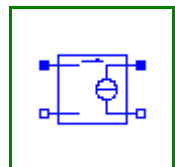
Type	Name	Default	Description
Real	gain		Voltage gain

Connectors

Type	Name	Description
PositivePin	p1	Positive pin of the left port (potential $p1.v > n1.v$ for positive voltage drop v_1)
NegativePin	n1	Negative pin of the left port
PositivePin	p2	Positive pin of the right port (potential $p2.v > n2.v$ for positive voltage drop v_2)
NegativePin	n2	Negative pin of the right port

Modelica.Electrical.Analog.Basic.VCC

Linear voltage-controlled current source



Information

The linear voltage-controlled current source is a TwoPort. The right port current i_2 is controlled by the left port voltage v_1 via

$$i_2 = v_1 * \text{transConductance}.$$

The left port current is zero. Any transConductance can be chosen.

Parameters

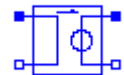
Type	Name	Default	Description
Conductance	transConductance		Transconductance [S]

Connectors

Type	Name	Description
PositivePin	p1	Positive pin of the left port (potential p1.v > n1.v for positive voltage drop v1)
NegativePin	n1	Negative pin of the left port
PositivePin	p2	Positive pin of the right port (potential p2.v > n2.v for positive voltage drop v2)
NegativePin	n2	Negative pin of the right port

Modelica.Electrical.Analog.Basic.CCV

Linear current-controlled voltage source



Information

The linear current-controlled voltage source is a TwoPort. The right port voltage v2 is controlled by the left port current i1 via

$$v2 = i1 * transResistance.$$

The left port voltage is zero. Any transResistance can be chosen.

Parameters

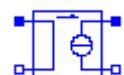
Type	Name	Default	Description
Resistance	transResistance		Transresistance [Ohm]

Connectors

Type	Name	Description
PositivePin	p1	Positive pin of the left port (potential p1.v > n1.v for positive voltage drop v1)
NegativePin	n1	Negative pin of the left port
PositivePin	p2	Positive pin of the right port (potential p2.v > n2.v for positive voltage drop v2)
NegativePin	n2	Negative pin of the right port

Modelica.Electrical.Analog.Basic.CCC

Linear current-controlled current source



Information

The linear current-controlled current source is a TwoPort. The right port current i2 is controlled by the left port current i1 via

```
i2 = i1 * gain.
```

The left port voltage is zero. Any current gain can be chosen.

Parameters

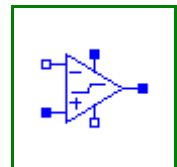
Type	Name	Default	Description
Real	gain		Current gain

Connectors

Type	Name	Description
PositivePin	p1	Positive pin of the left port (potential p1.v > n1.v for positive voltage drop v1)
NegativePin	n1	Negative pin of the left port
PositivePin	p2	Positive pin of the right port (potential p2.v > n2.v for positive voltage drop v2)
NegativePin	n2	Negative pin of the right port

Modelica.Electrical.Analog.Basic.OpAmp

Simple nonideal model of an OpAmp with limitation



Information

The OpAmp is a simple nonideal model with a smooth $out.v = f(vin)$ characteristic, where " $vin = in_p.v - in_n.v$ ". The characteristic is limited by $VMax.v$ and $VMin.v$. Its slope at $vin=0$ is the parameter Slope, which must be positive. (Therefore, the absolute value of Slope is taken into calculation.)

Parameters

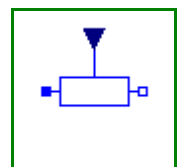
Type	Name	Default	Description
Real	Slope		Slope of the $out.v/vin$ characteristic at $vin=0$

Connectors

Type	Name	Description
PositivePin	in_p	Positive pin of the input port
NegativePin	in_n	Negative pin of the input port
PositivePin	out	Output pin
PositivePin	VMax	Positive output voltage limitation
NegativePin	VMin	Negative output voltage limitation

Modelica.Electrical.Analog.Basic.VariableResistor

Ideal linear electrical resistor with variable resistance



Information

The linear resistor connects the branch voltage v with the branch current i by

$$i \cdot R = v$$

The Resistance R is given as input signal.

Attention!!!

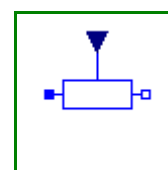
It is recommended that the R signal should not cross the zero value. Otherwise depending on the surrounding circuit the probability of singularities is high.

Connectors

Type	Name	Description
PositivePin	p	Positive pin (potential p.v > n.v for positive voltage drop v)
NegativePin	n	Negative pin
input RealInput	R	

Modelica.Electrical.Analog.Basic.VariableConductor

Ideal linear electrical conductor with variable conductance



Information

The linear conductor connects the branch voltage v with the branch current i by

$$i = G \cdot v$$

The Conductance G is given as input signal.

Attention!!!

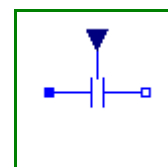
It is recommended that the G signal should not cross the zero value. Otherwise depending on the surrounding circuit the probability of singularities is high.

Connectors

Type	Name	Description
PositivePin	p	Positive pin (potential p.v > n.v for positive voltage drop v)
NegativePin	n	Negative pin
input RealInput	G	

Modelica.Electrical.Analog.Basic.VariableCapacitor

Ideal linear electrical capacitor with variable capacitance



Information

The linear capacitor connects the branch voltage v with the branch current i by

$$i = \frac{dQ}{dt} \text{ with } Q = C \cdot v.$$

The capacitance C is given as input signal.

It is required that $C \geq 0$, otherwise an assertion is raised. To avoid a variable index system, $C = C_{\min}$, if $0 \leq C < C_{\min}$, where C_{\min} is a parameter with default value Modelica.Constants.eps.

Parameters

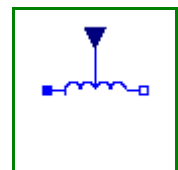
Type	Name	Default	Description
Capacitance	Cmin	Modelica.Constants.eps	lower bound for variable capacitance [F]

Connectors

Type	Name	Description
PositivePin	p	Positive pin (potential p.v > n.v for positive voltage drop v)
NegativePin	n	Negative pin
input RealInput	C	

Modelica.Electrical.Analog.Basic.VariableInductor

Ideal linear electrical inductor with variable inductance



Information

The linear inductor connects the branch voltage v with the branch current i by

$$v = d \Psi / dt \text{ with } \Psi = L * i.$$

The inductance L is as input signal.

It is required that $L \geq 0$, otherwise an assertion is raised. To avoid a variable index system, $L = L_{\min}$, if $0 \leq L < L_{\min}$, where L_{\min} is a parameter with default value Modelica.Constants.eps.

Parameters

Type	Name	Default	Description
Inductance	Lmin	Modelica.Constants.eps	lower bound for variable inductance [H]

Connectors

Type	Name	Description
PositivePin	p	Positive pin (potential p.v > n.v for positive voltage drop v)
NegativePin	n	Negative pin
input RealInput	L	

Modelica.Electrical.Analog.Ideal



















Ideal electrical elements such as switches, diode, transformer, operational amplifier

Information

This package contains electrical components with idealized behaviour:

Package Content

Name	Description
------	-------------

 IdealThyristor	Ideal thyristor
 IdealGTOThyristor	Ideal GTO thyristor
 IdealCommutingSwitch	Ideal commuting switch
 IdealIntermediateSwitch	Ideal intermediate switch
 ControlledIdealCommutingSwitch	Controlled ideal commuting switch
 ControlledIdealIntermediateSwitch	Controlled ideal intermediate switch
 IdealOpAmp	Ideal operational amplifier (norator-nullator pair)
 IdealOpAmp3Pin	Ideal operational amplifier (norator-nullator pair), but 3 pins
 IdealOpAmpLimited	Ideal operational amplifier with limitation
 IdealDiode	Ideal diode
 IdealTransformer	Ideal electrical transformer
 IdealGyrator	Ideal gyrator
 Idle	Idle branch
 Short	Short cut branch
 IdealOpeningSwitch	Ideal electrical opener
 IdealClosingSwitch	Ideal electrical closer
 ControlledIdealOpeningSwitch	Controlled ideal electrical opener
 ControlledIdealClosingSwitch	Controlled ideal electrical closer

Modelica.Electrical.Analog.Ideal.IdealThyristor

Ideal thyristor

Information

This is an ideal thyristor model which is

open (off), if the voltage drop is less than 0 or fire is false

closed (on), if the voltage drop is greater or equal 0 and fire is true.

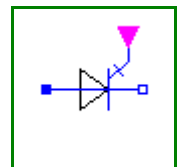
This is the behaviour if all parameters are exactly zero.

Note, there are circuits, where this ideal description with zero resistance and zero conductance is not possible. In order to prevent singularities during switching, the opened thyristor has a small conductance *Goff* and the closed thyristor has a low resistance *Ron* which is default.

The parameter *Vknee* which is the forward threshold voltage, allows to displace the knee point along the *Goff*-characteristic until $v = V_{knee}$.

Parameters

Type	Name	Default	Description
Resistance	Ron	1.E-5	Closed thyristor resistance [Ohm]
Conductance	Goff	1.E-5	Opened thyristor conductance [S]
Voltage	Vknee		Forward threshold voltage [V]

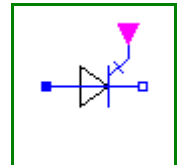


Connectors

Type	Name	Description
PositivePin	p	Positive pin (potential $p.v > n.v$ for positive voltage drop v)
NegativePin	n	Negative pin
input BooleanInput	fire	

Modelica.Electrical.Analog.Ideal.IdealGTOThyristor

Ideal GTO thyristor



Information

This is an ideal GTO thyristor model which is

open (off), if the voltage drop is less than 0 or fire is false

closed (on), if the voltage drop is greater or equal 0 and fire is true.

This is the behaviour if all parameters are exactly zero.

Note, there are circuits, where this ideal description with zero resistance and zero inductance is not possible. In order to prevent singularities during switching, the opened thyristor has a small conductance G_{off} and the closed thyristor has a low resistance R_{on} which is default.

The parameter V_{knee} which is the forward threshold voltage, allows to displace the knee point along the G_{off} -characteristic until $v = V_{knee}$.

Parameters

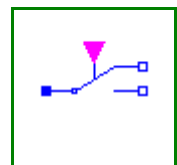
Type	Name	Default	Description
Resistance	Ron	1.E-5	Closed thyristor resistance [Ohm]
Conductance	Goff	1.E-5	Opened thyristor conductance [S]
Voltage	Vknee		Forward threshold voltage [V]

Connectors

Type	Name	Description
PositivePin	p	Positive pin (potential $p.v > n.v$ for positive voltage drop v)
NegativePin	n	Negative pin
input BooleanInput	fire	

Modelica.Electrical.Analog.Ideal.IdealCommutingSwitch

Ideal commuting switch



Information

The commuting switch has a positive pin p and two negative pins n1 and n2. The switching behaviour is controlled by the input signal control. If control is true, the pin p is connected with the negative pin n2. Otherwise, the pin p is connected to the negative pin n1.

In order to prevent singularities during switching, the opened switch has a (very low) conductance G_{off} and

the closed switch has a (very low) resistance R_{on} . The limiting case is also allowed, i.e., the resistance R_{on} of the closed switch could be exactly zero and the conductance G_{off} of the open switch could be also exactly zero. Note, there are circuits, where a description with zero R_{on} or zero G_{off} is not possible.

Parameters

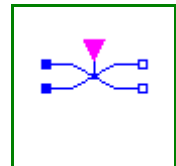
Type	Name	Default	Description
Resistance	R_{on}	1.E-5	Closed switch resistance [Ohm]
Conductance	G_{off}	1.E-5	Opened switch conductance [S]

Connectors

Type	Name	Description
PositivePin	p	
NegativePin	n2	
NegativePin	n1	
input BooleanInput	control	true => p--n2 connected, false => p--n1 connected

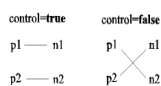
Modelica.Electrical.Analog.Ideal.IdealIntermediateSwitch

Ideal intermediate switch

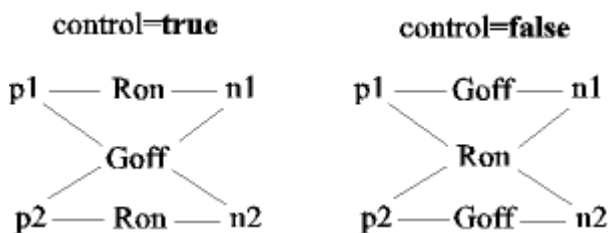


Information

The intermediate switch has four switching contact pins p1, p2, n1, and n2. The switching behaviour is controlled by the input signal control. If control is true, the pin p1 is connected to pin n2, and the pin p2 is connected to the pin n1. Otherwise, the pin p1 is connected to n1, and p2 is connected to n2.



In order to prevent singularities during switching, the opened switch has a (very low) conductance G_{off} and the closed switch has a (very low) resistance R_{on} .



The limiting case is also allowed, i.e., the resistance R_{on} of the closed switch could be exactly zero and the conductance G_{off} of the open switch could be also exactly zero. Note, there are circuits, where a description with zero R_{on} or zero G_{off} is not possible.

Parameters

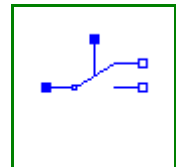
Type	Name	Default	Description
Resistance	R_{on}	1.E-5	Closed switch resistance [Ohm]
Conductance	G_{off}	1.E-5	Opened switch conductance [S]

Connectors

Type	Name	Description
PositivePin	p1	
PositivePin	p2	
NegativePin	n1	
NegativePin	n2	
input BooleanInput	control	true => p1--n2, p2--n1 connected, otherwise p1--n1, p2--n2 connected

Modelica.Electrical.Analog.Ideal.ControlledIdealCommutingSwitch

Controlled ideal commuting switch



Information

The commuting switch has a positive pin p and two negative pins $n1$ and $n2$. The switching behaviour is controlled by the control pin. If its voltage exceeds the value of the parameter level, the pin p is connected with the negative pin $n2$. Otherwise, the pin p is connected the negative pin $n1$.

In order to prevent singularities during switching, the opened switch has a (very low) conductance G_{off} and the closed switch has a (very low) resistance R_{on} . The limiting case is also allowed, i.e., the resistance R_{on} of the closed switch could be exactly zero and the conductance G_{off} of the open switch could be also exactly zero. Note, there are circuits, where a description with zero R_{on} or zero G_{off} is not possible.

Parameters

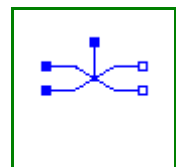
Type	Name	Default	Description
Voltage	level	0.5	Switch level [V]
Resistance	R_{on}	1.E-5	Closed switch resistance [Ohm]
Conductance	G_{off}	1.E-5	Opened switch conductance [S]

Connectors

Type	Name	Description
PositivePin	p	
NegativePin	n2	
NegativePin	n1	
Pin	control	Control pin: if control.v > level p--n2 connected, otherwise p--n1 connected

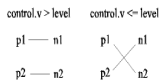
Modelica.Electrical.Analog.Ideal.ControlledIdealIntermediateSwitch

Controlled ideal intermediate switch

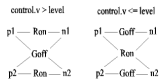


Information

The intermediate switch has four switching contact pins $p1$, $p2$, $n1$, and $n2$. The switching behaviour is controlled by the control pin. If its voltage exceeds the value of the parameter level, the pin $p1$ is connected to pin $n2$, and the pin $p2$ is connected to the pin $n2$. Otherwise, the pin $p1$ is connected to $n1$, and $p2$ is connected to $n2$.



In order to prevent singularities during switching, the opened switch has a (very low) conductance Goff and the closed switch has a (very low) resistance Ron.



The limiting case is also allowed, i.e., the resistance Ron of the closed switch could be exactly zero and the conductance Goff of the open switch could be also exactly zero. Note, there are circuits, where a description with zero Ron or zero Goff is not possible.

Parameters

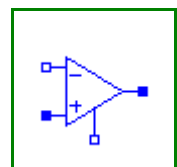
Type	Name	Default	Description
Voltage	level	0.5	Switch level [V]
Resistance	Ron	1.E-5	Closed switch resistance [Ohm]
Conductance	Goff	1.E-5	Opened switch conductance [S]

Connectors

Type	Name	Description
PositivePin	p1	
PositivePin	p2	
NegativePin	n1	
NegativePin	n2	
Pin	control	Control pin: if control.v > level p1--n2, p2--n1 connected, otherwise p1--n1, p2--n2 connected

Modelica.Electrical.Analog.Ideal.IdealOpAmp

Ideal operational amplifier (norator-nullator pair)



Information

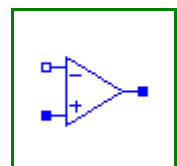
The ideal OpAmp is a two-port. The left port is fixed to $v1=0$ and $i1=0$ (nullator). At the right port both any voltage $v2$ and any current $i2$ are possible (norator).

Connectors

Type	Name	Description
PositivePin	p1	Positive pin of the left port
NegativePin	n1	Negative pin of the left port
PositivePin	p2	Positive pin of the right port
NegativePin	n2	Negative pin of the right port

Modelica.Electrical.Analog.Ideal.IdealOpAmp3Pin

Ideal operational amplifier (norator-nullator pair), but 3 pins



Information

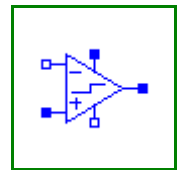
The ideal OpAmp with three pins is of exactly the same behaviour as the ideal OpAmp with four pins. Only the negative output pin is left out. Both the input voltage and current are fixed to zero (nullator). At the output pin both any voltage v_2 and any current i_2 are possible.

Connectors

Type	Name	Description
PositivePin	in_p	Positive pin of the input port
NegativePin	in_n	Negative pin of the input port
PositivePin	out	Output pin

Modelica.Electrical.Analog.Ideal.IdealOpAmpLimited

Ideal operational amplifier with limitation



Information

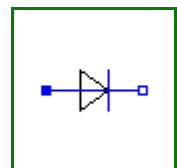
The ideal OpAmp with limitation behaves like an ideal OpAmp without limitation, if the output voltage is within the limits ($V_{Min} < out.v < V_{Max}$). In this case the input voltage $vin = in_p.v - in_n.v$ is zero. If the input voltage is $vin < 0$, the output voltage is $out.v = V_{Min}$. If the input voltage is $vin > 0$, the output voltage is $out.v = V_{Max}$.

Connectors

Type	Name	Description
PositivePin	in_p	Positive pin of the input port
NegativePin	in_n	Negative pin of the input port
PositivePin	out	Output pin
PositivePin	VMax	Positive output voltage limitation
NegativePin	VMin	Negative output voltage limitation

Modelica.Electrical.Analog.Ideal.IdealDiode

Ideal diode



Information

This is an ideal switch which is

open (off), if it is reversed biased (voltage drop less than 0)

closed (on), if it is conducting (current > 0).

This is the behaviour if all parameters are exactly zero.

Note, there are circuits, where this ideal description with zero resistance and zero inductance is not possible. In order to prevent singularities during switching, the opened diode has a small conductance G_{on} and the closed diode has a low resistance R_{off} which is default.

The parameter V_{knee} which is the forward threshold voltage, allows to displace the knee point along the G_{on} -characteristic until $v = V_{knee}$.

Parameters

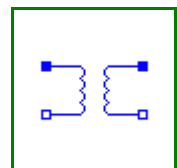
Type	Name	Default	Description
Resistance	Ron	1.E-5	Forward state-on differential resistance (closed diode resistance) [Ohm]
Conductance	Goff	1.E-5	Backward state-off conductance (opened diode conductance) [S]
Voltage	Vknee		Forward threshold voltage [V]

Connectors

Type	Name	Description
PositivePin	p	Positive pin (potential p.v > n.v for positive voltage drop v)
NegativePin	n	Negative pin

Modelica.Electrical.Analog.Ideal.IdealTransformer

Ideal electrical transformer



Information

The ideal transformer is an ideal two-port resistive circuit element which is characterized by the following two equations:

$$\begin{aligned}v_1 &= n * v_2 \\ i_2 &= -n * i_1\end{aligned}$$

where n is a real number called the turns ratio.

Parameters

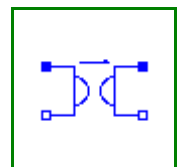
Type	Name	Default	Description
Real	n		Turns ratio

Connectors

Type	Name	Description
PositivePin	p1	Positive pin of the left port (potential p1.v > n1.v for positive voltage drop v1)
NegativePin	n1	Negative pin of the left port
PositivePin	p2	Positive pin of the right port (potential p2.v > n2.v for positive voltage drop v2)
NegativePin	n2	Negative pin of the right port

Modelica.Electrical.Analog.Ideal.IdealGyrator

Ideal gyrator



Information

A gyrator is an ideal two-port element defined by the following equations:

$$\begin{aligned}i_1 &= G * v_2 \\ i_2 &= -G * v_1\end{aligned}$$

where the constant G is called the gyration conductance.

Parameters

Type	Name	Default	Description
Conductance	G		Gyration conductance [S]

Connectors

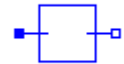
Type	Name	Description
PositivePin	p1	Positive pin of the left port (potential $p1.v > n1.v$ for positive voltage drop $v1$)
NegativePin	n1	Negative pin of the left port
PositivePin	p2	Positive pin of the right port (potential $p2.v > n2.v$ for positive voltage drop $v2$)
NegativePin	n2	Negative pin of the right port

Modelica.Electrical.Analog.Ideal.Idle

Idle branch

Information

The model Idle is a simple idle running branch.



Connectors

Type	Name	Description
PositivePin	p	Positive pin (potential $p.v > n.v$ for positive voltage drop v)
NegativePin	n	Negative pin

Modelica.Electrical.Analog.Ideal.Short

Short cut branch

Information

The model Short is a simple short cut branch.



Connectors

Type	Name	Description
PositivePin	p	Positive pin (potential $p.v > n.v$ for positive voltage drop v)
NegativePin	n	Negative pin

Modelica.Electrical.Analog.Ideal.IdealOpeningSwitch

Ideal electrical opener



Information

The ideal opening switch has a positive pin p and a negative pin n. The switching behaviour is controlled by the input signal control. If control is true, pin p is not connected with negative pin n. Otherwise, pin p is connected with negative pin n.

In order to prevent singularities during switching, the opened switch has a (very low) conductance Goff and the closed switch has a (very low) resistance Ron. The limiting case is also allowed, i.e., the resistance Ron of the closed switch could be exactly zero and the conductance Goff of the open switch could be also exactly zero. Note, there are circuits, where a description with zero Ron or zero Goff is not possible.

Parameters

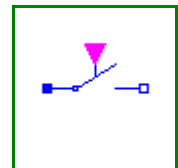
Type	Name	Default	Description
Resistance	Ron	1.E-5	Closed switch resistance [Ohm]
Conductance	Goff	1.E-5	Opened switch conductance [S]

Connectors

Type	Name	Description
PositivePin	p	Positive pin (potential p.v > n.v for positive voltage drop v)
NegativePin	n	Negative pin
input BooleanInput	control	true => switch open, false => p--n connected

Modelica.Electrical.Analog.Ideal.IdealClosingSwitch

Ideal electrical closer



Information

The ideal closing switch has a positive pin p and a negative pin n. The switching behaviour is controlled by input signal control. If control is true, pin p is connected with negative pin n. Otherwise, pin p is not connected with negative pin n.

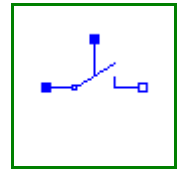
In order to prevent singularities during switching, the opened switch has a (very low) conductance Goff and the closed switch has a (very low) resistance Ron. The limiting case is also allowed, i.e., the resistance Ron of the closed switch could be exactly zero and the conductance Goff of the open switch could be also exactly zero. Note, there are circuits, where a description with zero Ron or zero Goff is not possible.

Parameters

Type	Name	Default	Description
Resistance	Ron	1.E-5	Closed switch resistance [Ohm]
Conductance	Goff	1.E-5	Opened switch conductance [S]

Connectors

Type	Name	Description
PositivePin	p	Positive pin (potential p.v > n.v for positive voltage drop v)
NegativePin	n	Negative pin
input BooleanInput	control	true => p--n connected, false => switch open

Modelica.Electrical.Analog.Ideal.ControlledIdealOpeningSwitch**Controlled ideal electrical opener****Information**

The ideal switch has a positive pin p and a negative pin n. The switching behaviour is controlled by the control pin. If its voltage exceeds the voltage of the parameter level, pin p is not connected with negative pin n. Otherwise, pin p is connected with negative pin n.

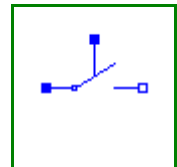
In order to prevent singularities during switching, the opened switch has a (very low) conductance Goff and the closed switch has a (very low) resistance Ron. The limiting case is also allowed, i.e., the resistance Ron of the closed switch could be exactly zero and the conductance Goff of the open switch could be also exactly zero. Note, there are circuits, where a description with zero Ron or zero Goff is not possible.

Parameters

Type	Name	Default	Description
Voltage	level	0.5	Switch level [V]
Resistance	Ron	1.E-5	Closed switch resistance [Ohm]
Conductance	Goff	1.E-5	Opened switch conductance [S]

Connectors

Type	Name	Description
PositivePin	p	
NegativePin	n	
Pin	control	Control pin: control.v > level switch open, otherwise p--n connected

Modelica.Electrical.Analog.Ideal.ControlledIdealClosingSwitch**Controlled ideal electrical closer****Information**

The closing ideal switch has a positive pin p and a negative pin n. The switching behaviour is controlled by the control pin. If its voltage exceeds the voltage of the parameter level, pin p is connected with negative pin n. Otherwise, pin p is not connected with negative pin n.

In order to prevent singularities during switching, the opened switch has a (very low) conductance Goff and the closed switch has a (very low) resistance Ron. The limiting case is also allowed, i.e., the resistance Ron of the closed switch could be exactly zero and the conductance Goff of the open switch could be also exactly zero. Note, there are circuits, where a description with zero Ron or zero Goff is not possible.

Parameters

Type	Name	Default	Description
Voltage	level	0.5	Switch level [V]
Resistance	Ron	1.E-5	Closed switch resistance [Ohm]
Conductance	Goff	1.E-5	Opened switch conductance [S]

Connectors

Type	Name	Description
PositivePin	p	
NegativePin	n	
Pin	control	Control pin: control.v > level switch closed, otherwise switch open











Modelica.Electrical.Analog.Interfaces

Connectors and partial models for Analog electrical components

Information

This package contains connectors and interfaces (partial models) for analog electrical components.

Package Content


Name	Description
 Pin	Pin of an electrical component
 PositivePin	Positive pin of an electric component
 NegativePin	Negative pin of an electric component
 TwoPin	Component with one electrical port
 OnePort	Component with two electrical pins p and n and current i from p to n
 TwoPort	Component with two electrical ports, including current
 AbsoluteSensor	Base class to measure the absolute value of a pin variable
 RelativeSensor	Base class to measure a relative variable between two pins
 VoltageSource	Interface for voltage sources
 CurrentSource	Interface for current sources

Modelica.Electrical.Analog.Interfaces.Pin

Pin of an electrical component

Contents

Type	Name	Description
Voltage	v	Potential at the pin [V]
flow Current	i	Current flowing into the pin [A]




Modelica.Electrical.Analog.Interfaces.PositivePin

Positive pin of an electric component

Information

Connectors PositivePin and NegativePin are nearly identical. The only difference is that the icons are



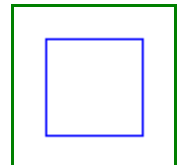
different in order to identify more easily the pins of a component. Usually, connector PositivePin is used for the positive and connector NegativePin for the negative pin of an electrical component.

Contents

Type	Name	Description
Voltage	v	Potential at the pin [V]
flow Current	i	Current flowing into the pin [A]

Modelica.Electrical.Analog.Interfaces.NegativePin

Negative pin of an electric component



Information

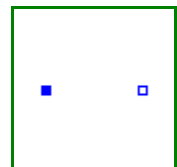
Connectors PositivePin and NegativePin are nearly identical. The only difference is that the icons are different in order to identify more easily the pins of a component. Usually, connector PositivePin is used for the positive and connector NegativePin for the negative pin of an electrical component.

Contents

Type	Name	Description
Voltage	v	Potential at the pin [V]
flow Current	i	Current flowing into the pin [A]

Modelica.Electrical.Analog.Interfaces.TwoPin

Component with one electrical port




Connectors

Type	Name	Description
PositivePin	p	Positive pin Positive pin (potential $p.v > n.v$ for positive voltage drop v)
NegativePin	n	Negative pin

Modelica.Electrical.Analog.Interfaces.OnePort

Component with two electrical pins p and n and current i from p to n



Information

Superclass of elements which have **two** electrical pins: the positive pin connector *p*, and the negative pin connector *n*. It is assumed that the current flowing into pin *p* is identical to the current flowing out of pin *n*. This current is provided explicitly as current *i*.

Connectors

Type	Name	Description
PositivePin	p	Positive pin (potential $p.v > n.v$ for positive voltage drop

		v)
NegativePin	n	Negative pin

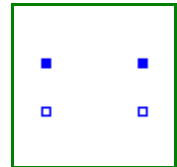
Modelica.Electrical.Analog.Interfaces.TwoPort

Component with two electrical ports, including current

Information

Connectors

Type	Name	Description
PositivePin	p1	Positive pin of the left port (potential $p1.v > n1.v$ for positive voltage drop $v1$)
NegativePin	n1	Negative pin of the left port
PositivePin	p2	Positive pin of the right port (potential $p2.v > n2.v$ for positive voltage drop $v2$)
NegativePin	n2	Negative pin of the right port

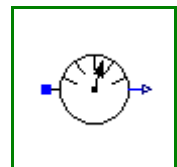


Modelica.Electrical.Analog.Interfaces.AbsoluteSensor

Base class to measure the absolute value of a pin variable

Connectors

Type	Name	Description
PositivePin	p	Pin to be measured
output RealOutput	y	Measured quantity as Real output signal

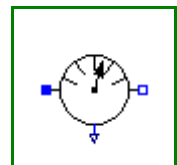


Modelica.Electrical.Analog.Interfaces.RelativeSensor

Base class to measure a relative variable between two pins

Connectors

Type	Name	Description
PositivePin	p	Positive pin
NegativePin	n	Negative pin
output RealOutput	y	Measured quantity as Real output signal

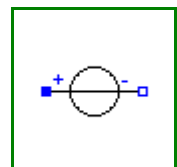


Modelica.Electrical.Analog.Interfaces.VoltageSource

Interface for voltage sources

Parameters

Type	Name	Default	Description
Voltage	offset	0	Voltage offset [V]



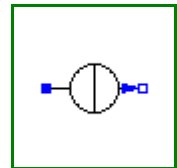
Time	startTime	0	Time offset [s]
SignalSource	signalSource	redeclare Modelica.Blocks.In...	

Connectors

Type	Name	Description
PositivePin	p	Positive pin (potential $p.v > n.v$ for positive voltage drop v)
NegativePin	n	Negative pin

Modelica.Electrical.Analog.Interfaces.CurrentSource

Interface for current sources

**Parameters**

Type	Name	Default	Description
Current	offset	0	Current offset [A]
Time	startTime	0	Time offset [s]
SignalSource	signalSource	redeclare Modelica.Blocks.In...	

Connectors

Type	Name	Description
PositivePin	p	Positive pin (potential $p.v > n.v$ for positive voltage drop v)
NegativePin	n	Negative pin






Modelica.Electrical.Analog.Lines

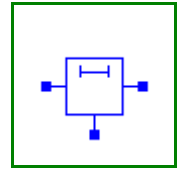
Lossy and lossless segmented transmission lines, and LC distributed line models

Information

This package contains lossy and lossless segmented transmission lines, and LC distributed line models.

Package Content

Name	Description
 OLine	Lossy Transmission Line
 ULine	Lossy RC Line
 TLine1	Lossless transmission line with characteristic impedance Z_0 and transmission delay TD
 TLine2	Lossless transmission line with characteristic impedance Z_0 , frequency F and normalized length NL
 TLine3	Lossless transmission line with characteristic impedance Z_0 and frequency F

Modelica.Electrical.Analog.Lines.OLine**Lossy Transmission Line****Information**

Lossy Transmission Line. The lossy transmission line OLine consists of segments of lumped resistances and inductances in series and conductances and capacitances that are connected with the reference pin p3. The precision of the model depends on the number N of lumped segments.

References:

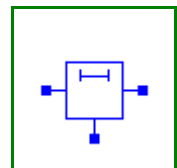
Johnson, B.; Quarles, T.; Newton, A. R.; Pederson, D. O.; Sangiovanni-Vincentelli, A.: SPICE3 Version 3e User's Manual (April 1, 1991). Department of Electrical Engineering and Computer Sciences, University of California, Berkley p. 12, p. 106 - 107

Parameters

Type	Name	Default	Description
Real	r		Resistance per meter [Ohm/m]
Real	l		Inductance per meter [H/m]
Real	g		Conductance per meter [S/m]
Real	c		Capacitance per meter [F/m]
Length	length		Length of line [m]
Integer	N		Number of lumped segments

Connectors

Type	Name	Description
Pin	p1	
Pin	p2	
Pin	p3	

Modelica.Electrical.Analog.Lines.ULine**Lossy RC Line****Information**

The lossy RC line ULine consists of segments of lumped series resistances and capacitances that are connected with the reference pin p3. The precision of the model depends on the number N of lumped segments.

References

Johnson, B.; Quarles, T.; Newton, A. R.; Pederson, D. O.; Sangiovanni-Vincentelli, A.
SPICE3 Version 3e User's Manual (April 1, 1991). Department of Electrical Engineering and Computer Sciences, University of California, Berkley p. 22, p. 124

Parameters

Type	Name	Default	Description
Real	r		Resistance per meter [Ohm/m]

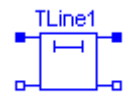
Real	c		Capacitance per meter [F/m]
Length	length		Length of line [m]
Integer	N		Number of lumped segments

Connectors

Type	Name	Description
Pin	p1	
Pin	p2	
Pin	p3	

Modelica.Electrical.Analog.Lines.TLine1

Lossless transmission line with characteristic impedance Z0 and transmission delay TD



Information

Lossless transmission line with characteristic impedance Z0 and transmission delay TD The lossless transmission line TLine1 is a two Port. Both port branches consist of a resistor with characteristic impedance Z0 and a controlled voltage source that takes into consideration the transmission delay TD. For further details see Branin's article below. The model parameters can be derived from inductance and capacitance per length (L' resp. C'), i. e. $Z_0 = \sqrt{L'/C'}$ and $TD = \sqrt{L'*C'} * \text{length_of_line}$. Resistance R' and conductance C' per meter are assumed to be zero.

References:

Branin Jr., F. H.

Transient Analysis of Lossless Transmission Lines. Proceedings of the IEEE 55(1967), 2012 - 2013

Hoefer, E. E. E.; Nielinger, H.

SPICE : Analyseprogramm fuer elektronische Schaltungen. Springer-Verlag, Berlin, Heidelberg, New York, Tokyo, 1985.

Parameters

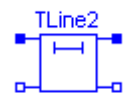
Type	Name	Default	Description
Resistance	Z0		Characteristic impedance [Ohm]
Time	TD		Transmission delay [s]

Connectors

Type	Name	Description
PositivePin	p1	Positive pin of the left port (potential p1.v > n1.v for positive voltage drop v1)
NegativePin	n1	Negative pin of the left port
PositivePin	p2	Positive pin of the right port (potential p2.v > n2.v for positive voltage drop v2)
NegativePin	n2	Negative pin of the right port

Modelica.Electrical.Analog.Lines.TLine2

Lossless transmission line with characteristic impedance Z0, frequency F and normalized length NL



Information

Lossless transmission line with characteristic impedance Z_0 , frequency F and normalized length NL . The lossless transmission line **TLine2** is a two Port. Both port branches consist of a resistor with the value of the characteristic impedance Z_0 and a controlled voltage source that takes into consideration the transmission delay. For further details see Branin's article below. Resistance R' and conductance C' per meter are assumed to be zero. The characteristic impedance Z_0 can be derived from inductance and capacitance per length (L' resp. C'), i. e. $Z_0 = \sqrt{L'/C'}$. The normalized length NL is equal to the length of the line divided by the wavelength corresponding to the frequency F , i. e. the transmission delay TD is the quotient of NL and F .

References:

Branin Jr., F. H.

Transient Analysis of Lossless Transmission Lines. Proceedings of the IEEE 55(1967), 2012 - 2013

Hoefer, E. E. E.; Nielinger, H.

SPICE : Analyseprogramm fuer elektronische Schaltungen. Springer-Verlag, Berlin, Heidelberg, New York, Tokyo, 1985.

Parameters

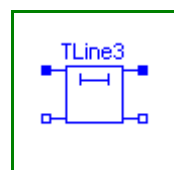
Type	Name	Default	Description
Resistance	Z_0		Characteristic impedance [Ohm]
Frequency	F		Frequency [Hz]
Real	NL		Normalized length

Connectors

Type	Name	Description
PositivePin	p1	Positive pin of the left port (potential $p1.v > n1.v$ for positive voltage drop $v1$)
NegativePin	n1	Negative pin of the left port
PositivePin	p2	Positive pin of the right port (potential $p2.v > n2.v$ for positive voltage drop $v2$)
NegativePin	n2	Negative pin of the right port

Modelica.Electrical.Analog.Lines.TLine3

Lossless transmission line with characteristic impedance Z_0 and frequency F



Information

Lossless transmission line with characteristic impedance Z_0 and frequency F . The lossless transmission line **TLine3** is a two Port. Both port branches consist of a resistor with value of the characteristic impedance Z_0 and a controlled voltage source that takes into consideration the transmission delay. For further details see Branin's article below. Resistance R' and conductance C' per meter are assumed to be zero. The characteristic impedance Z_0 can be derived from inductance and capacitance per length (L' resp. C'), i. e. $Z_0 = \sqrt{L'/C'}$. The length of the line is equal to a quarter of the wavelength corresponding to the frequency F , i. e. the transmission delay is the quotient of 4 and F . In this case, the characteristic impedance is called natural impedance.

References:

Branin Jr., F. H.

Transient Analysis of Lossless Transmission Lines. Proceedings of the IEEE 55(1967), 2012 - 2013

Hoefer, E. E. E.; Nielinger, H.

SPICE : Analyseprogramm fuer elektronische Schaltungen. Springer-Verlag, Berlin, Heidelberg, New York, Tokyo, 1985.

Parameters

Type	Name	Default	Description
Resistance	Z0		Natural impedance [Ohm]
Frequency	F		Frequency [Hz]

Connectors

Type	Name	Description
PositivePin	p1	Positive pin of the left port (potential $p1.v > n1.v$ for positive voltage drop $v1$)
NegativePin	n1	Negative pin of the left port
PositivePin	p2	Positive pin of the right port (potential $p2.v > n2.v$ for positive voltage drop $v2$)
NegativePin	n2	Negative pin of the right port

Modelica.Electrical.Analog.Semiconductors











Semiconductor devices such as diode, MOS and bipolar transistor

Information

This package contains semiconductor devices:

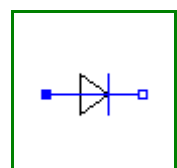
- diode
- MOS transistors
- bipolar transistors
- diode, MOS and bipolar transistors with temperature dependent characteristic and a heatPort for connection to the thermal domain

Package Content

Name	Description
 Diode	Simple diode
 PMOS	Simple MOS Transistor
 NMOS	Simple MOS Transistor
 NPN	Simple BJT according to Ebers-Moll
 PNP	Simple BJT according to Ebers-Moll
 HeatingDiode	Simple diode with heating port
 HeatingNMOS	Simple MOS Transistor with heating port
 HeatingPMOS	Simple PMOS Transistor with heating port
 HeatingNPN	Simple NPN BJT according to Ebers-Moll with heating port
 HeatingPNP	Simple PNP BJT according to Ebers-Moll with heating port

Modelica.Electrical.Analog.Semiconductors.Diode

Simple diode



Information

The simple diode is a one port. It consists of the diode itself and an parallel ohmic resistance R . The diode formula is:

$$i = i_{ds} \left(e^{v/v_t} - 1 \right).$$

If the exponent v/v_t reaches the limit $maxexp$, the diode characteristic is linearly continued to avoid overflow.

Parameters

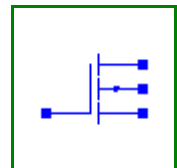
Type	Name	Default	Description
Current	Ids	1.e-6	Saturation current [A]
Voltage	Vt	0.04	Voltage equivalent of temperature (kT/qn) [V]
Real	Maxexp	15	Max. exponent for linear continuation
Resistance	R	1.e8	Parallel ohmic resistance [Ohm]

Connectors

Type	Name	Description
PositivePin	p	Positive pin (potential p.v > n.v for positive voltage drop v)
NegativePin	n	Negative pin

Modelica.Electrical.Analog.Semiconductors.PMOS

Simple MOS Transistor



Information

The PMOS model is a simple model of a p-channel metal-oxide semiconductor FET. It differs slightly from the device used in the SPICE simulator. For more details please care for H. Spiro.

The model does not consider capacitances. A high drain-source resistance RDS is included to avoid numerical difficulties.

References:

Spiro, H.: Simulation integrierter Schaltungen. R. Oldenbourg Verlag Muenchen Wien 1990.

Some typical parameter sets are:

W	L	Beta	Vt	K2	K5	DW	DL
m	m	A/V^2	V	-	-	m	m
50.e-6	8.e-6	.0085e-3	-.15	.41	.839	-3.8e-6	-4.0e-6
20.e-6	6.e-6	.0105e-3	-1.0	.41	.839	-2.5e-6	-2.1e-6
30.e-6	5.e-6	.0059e-3	-.3	.98	1.01	0	-3.9e-6
30.e-6	5.e-6	.0152e-3	-.69	.104	1.1	-.8e-6	-.4e-6
30.e-6	5.e-6	.0163e-3	-.69	.104	1.1	-.8e-6	-.4e-6
30.e-6	5.e-6	.0182e-3	-.69	.086	1.06	-.1e-6	-.6e-6
20.e-6	6.e-6	.0074e-3	-1.	.4	.59	0	0

Parameters

Type	Name	Default	Description
------	------	---------	-------------

Length	W	20.0e-6	Width [m]
Length	L	6.0e-6	Length [m]
Transconductance	Beta	0.0105e-3	Transconductance parameter [A/V ²]
Voltage	Vt	-1.0	Zero bias threshold voltage [V]
Real	K2	0.41	Bulk threshold parameter
Real	K5	0.839	Reduction of pinch-off region
Length	dW	-2.5e-6	Narrowing of channel [m]
Length	dL	-2.1e-6	Shortening of channel [m]
Resistance	RDS	1.e+7	Drain-Source-Resistance [Ohm]

Connectors

Type	Name	Description
Pin	D	Drain
Pin	G	Gate
Pin	S	Source
Pin	B	Bulk

Modelica.Electrical.Analog.Semiconductors.NMOS

Simple MOS Transistor



Information

The NMos model is a simple model of a n-channel metal-oxide semiconductor FET. It differs slightly from the device used in the SPICE simulator. For more details please care for H. Spiro.

The model does not consider capacitances. A high drain-source resistance RDS is included to avoid numerical difficulties.

W	L	Beta	Vt	K2	K5	DW	DL
m	m	A/V ²	V	-	-	m	m
12.e-6	4.e-6	.062e-3	-4.5	.24	.61	-1.2e-6	-.9e-6
depletion							
60.e-6	3.e-6	.048e-3	.1	.08	.68	-1.2e-6	-.9e-6
enhancement							
12.e-6	4.e-6	.0625e-3	-.8	.21	.78	-1.2e-6	-.9e-6
zero							
50.e-6	8.e-6	.0299e-3	.24	1.144	.7311	-5.4e-6	-4.e-6
20.e-6	6.e-6	.041e-3	.8	1.144	.7311	-2.5e-6	-1.5e-6
30.e-6	9.e-6	.025e-3	-4.	.861	.878	-3.4e-6	-1.74e-6
30.e-6	5.e-6	.031e-3	.6	1.5	.72	0	-3.9e-6
50.e-6	6.e-6	.0414e-3	-3.8	.34	.8	-1.6e-6	-2.e-6
depletion							
50.e-6	5.e-6	.03e-3	.37	.23	.86	-1.6e-6	-2.e-6
enhancement							
50.e-6	6.e-6	.038e-3	-.9	.23	.707	-1.6e-6	-2.e-6
zero							
20.e-6	4.e-6	.06776e-3	.5409	.065	.71	-.8e-6	-.2e-6
20.e-6	4.e-6	.06505e-3	.6209	.065	.71	-.8e-6	-.2e-6
20.e-6	4.e-6	.05365e-3	.6909	.03	.8	-.3e-6	-.2e-6
20.e-6	4.e-6	.05365e-3	.4909	.03	.8	-.3e-6	-.2e-6
12.e-6	4.e-6	.023e-3	-4.5	.29	.6	0	0
depletion							

60.e-6	3.e-6	.022e-3	.1	.11	.65	0	0
enhancement							
12.e-6	4.e-6	.038e-3	-.8	.33	.6	0	0
zero							
20.e-6	6.e-6	.022e-3	.8	1	.66	0	0

References:

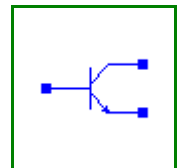
Spiro, H.: Simulation integrierter Schaltungen. R. Oldenbourg Verlag Muenchen Wien 1990.

Parameters

Type	Name	Default	Description
Length	W	20.e-6	Width [m]
Length	L	6.e-6	Length [m]
Transconductance	Beta	0.041e-3	Transconductance parameter [A/V ²]
Voltage	Vt	0.8	Zero bias threshold voltage [V]
Real	K2	1.144	Bulk threshold parameter
Real	K5	0.7311	Reduction of pinch-off region
Length	dW	-2.5e-6	narrowing of channel [m]
Length	dL	-1.5e-6	shortening of channel [m]
Resistance	RDS	1.e+7	Drain-Source-Resistance [Ohm]

Connectors

Type	Name	Description
Pin	D	Drain
Pin	G	Gate
Pin	S	Source
Pin	B	Bulk

Modelica.Electrical.Analog.Semiconductors.NPN**Simple BJT according to Ebers-Moll****Information**

This model is a simple model of a bipolar npn junction transistor according to Ebers-Moll.

A typical parameter set is:

Bf	Br	Is	Vak	Tauf	Taur	Ccs	Cje	Cjc	Phie	Me	PHic	Mc
Gbc	Gbe	Vt										
-	-	A	V	s	s	F	F	F	V	-	V	-
mS	mS	V										
50	0.1	1e-16	0.02	0.12e-9	5e-9	1e-12	0.4e-12	0.5e-12	0.8	0.4	0.8	
0.333	1e-15	1e-15	0.02585									

References:

Vlach, J.; Singal, K.: Computer methods for circuit analysis and design. Van Nostrand Reinhold, New York 1983 on page 317 ff.

Parameters

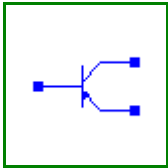
Type	Name	Default	Description
Real	Bf	50	Forward beta
Real	Br	0.1	Reverse beta
Current	Is	1.e-16	Transport saturation current [A]
InversePotential	Vak	0.02	Early voltage (inverse), 1/Volt [1/V]
Time	Tauf	0.12e-9	Ideal forward transit time [s]
Time	Taur	5e-9	Ideal reverse transit time [s]
Capacitance	Ccs	1e-12	Collector-substrat(ground) cap. [F]
Capacitance	Cje	0.4e-12	Base-emitter zero bias depletion cap. [F]
Capacitance	Cjc	0.5e-12	Base-coll. zero bias depletion cap. [F]
Voltage	Phie	0.8	Base-emitter diffusion voltage [V]
Real	Me	0.4	Base-emitter gradation exponent
Voltage	Phic	0.8	Base-collector diffusion voltage [V]
Real	Mc	0.333	Base-collector gradation exponent
Conductance	Gbc	1e-15	Base-collector conductance [S]
Conductance	Gbe	1e-15	Base-emitter conductance [S]
Voltage	Vt	0.02585	Voltage equivalent of temperature [V]
Real	EMin	-100	if $x < E_{Min}$, the $\exp(x)$ function is linearized
Real	EMax	40	if $x > E_{Max}$, the $\exp(x)$ function is linearized

Connectors

Type	Name	Description
Pin	C	Collector
Pin	B	Base
Pin	E	Emitter

Modelica.Electrical.Analog.Semiconductors.PNP

Simple BJT according to Ebers-Moll



Information

This model is a simple model of a bipolar pnp junction transistor according to Ebers-Moll.

A typical parameter set is:

Bf	Br	Is	Vak	Tauf	Taur	Ccs	Cje	Cjc	Phie	Me	PHic	Mc
Gbc	Gbe	Vt										
-	-	A	V	s	s	F	F	F	V	-	V	-
mS	mS	V										
50	0.1	1e-16	0.02	0.12e-9	5e-9	1e-12	0.4e-12	0.5e-12	0.8	0.4	0.8	
0.333	1e-15	1e-15	0.02585									

References:

Vlach, J.; Singal, K.: Computer methods for circuit analysis and design. Van Nostrand Reinhold, New York 1983 on page 317 ff.

Parameters

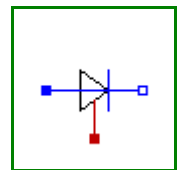
Type	Name	Default	Description
Real	Bf	50	Forward beta
Real	Br	0.1	Reverse beta
Current	Is	1.e-16	Transport saturation current [A]
InversePotential	Vak	0.02	Early voltage (inverse), 1/Volt [1/V]
Time	Tauf	0.12e-9	Ideal forward transit time [s]
Time	Taur	5e-9	Ideal reverse transit time [s]
Capacitance	Ccs	1e-12	Collector-substrat(ground) cap. [F]
Capacitance	Cje	0.4e-12	Base-emitter zero bias depletion cap. [F]
Capacitance	Cjc	0.5e-12	Base-coll. zero bias depletion cap. [F]
Voltage	Phie	0.8	Base-emitter diffusion voltage [V]
Real	Me	0.4	Base-emitter gradation exponent
Voltage	Phic	0.8	Base-collector diffusion voltage [V]
Real	Mc	0.333	Base-collector gradation exponent
Conductance	Gbc	1e-15	Base-collector conductance [S]
Conductance	Gbe	1e-15	Base-emitter conductance [S]
Voltage	Vt	0.02585	Voltage equivalent of temperature [V]
Real	EMin	-100	if $x < E_{Min}$, the $\exp(x)$ function is linearized
Real	EMax	40	if $x > E_{Max}$, the $\exp(x)$ function is linearized

Connectors

Type	Name	Description
Pin	C	Collector
Pin	B	Base
Pin	E	Emitter

Modelica.Electrical.Analog.Semiconductors.HeatingDiode

Simple diode with heating port



Information

The simple diode is an electrical one port, where a heat port is added, which is defined in the Modelica.Thermal library. It consists of the diode itself and an parallel ohmic resistance R . The diode formula is:

$$i = i_{ds} \left(e^{\frac{v}{v_{t_t}}} - 1 \right).$$

where v_{t_t} depends on the temperature of the heat port:

$$v_{t_t} = k \cdot \text{temp} / q$$

If the exponent v/v_{t_t} reaches the limit $maxex$, the diode characteristic is linearly continued to avoid overflow. The thermal power is calculated by $i \cdot v$.

Parameters

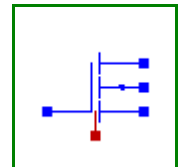
Type	Name	Default	Description
Current	Ids	1.e-6	Saturation current [A]
Real	Maxexp	15	Max. exponent for linear continuation
Resistance	R	1.e8	Parallel ohmic resistance [Ohm]
Real	EG	1.11	activation energy
Real	N	1	Emission coefficient
Temperature	TNOM	300.15	Parameter measurement temperature [K]
Real	XTI	3	Temperature exponent of saturation current

Connectors

Type	Name	Description
PositivePin	p	Positive pin (potential p.v > n.v for positive voltage drop v)
NegativePin	n	Negative pin
HeatPort_a	heatPort	

Modelica.Electrical.Analog.Semiconductors.HeatingNMOS

Simple MOS Transistor with heating port



Information

The NMos model is a simple model of a n-channel metal-oxide semiconductor FET. It differs slightly from the device used in the SPICE simulator. For more details please care for H. Spiro.

A heating port is added for thermal electric simulation. The heating port is defined in the Modelica.Thermal library.

The model does not consider capacitances. A high drain-source resistance RDS is included to avoid numerical difficulties.

W	L	Beta	Vt	K2	K5	DW	DL
m	m	A/V^2	V	-	-	m	m
12.e-6	4.e-6	.062e-3	-4.5	.24	.61	-1.2e-6	-.9e-6
depletion							
60.e-6	3.e-6	.048e-3	.1	.08	.68	-1.2e-6	-.9e-6
enhancement							
12.e-6	4.e-6	.0625e-3	-.8	.21	.78	-1.2e-6	-.9e-6
zero							
50.e-6	8.e-6	.0299e-3	.24	1.144	.7311	-5.4e-6	-4.e-6
20.e-6	6.e-6	.041e-3	.8	1.144	.7311	-2.5e-6	-1.5e-6
30.e-6	9.e-6	.025e-3	-4.	.861	.878	-3.4e-6	-1.74e-6
30.e-6	5.e-6	.031e-3	.6	1.5	.72	0	-3.9e-6
50.e-6	6.e-6	.0414e-3	-3.8	.34	.8	-1.6e-6	-2.e-6
depletion							
50.e-6	5.e-6	.03e-3	.37	.23	.86	-1.6e-6	-2.e-6
enhancement							
50.e-6	6.e-6	.038e-3	-.9	.23	.707	-1.6e-6	-2.e-6
zero							
20.e-6	4.e-6	.06776e-3	.5409	.065	.71	-.8e-6	-.2e-6
20.e-6	4.e-6	.06505e-3	.6209	.065	.71	-.8e-6	-.2e-6
20.e-6	4.e-6	.05365e-3	.6909	.03	.8	-.3e-6	-.2e-6

20.e-6	4.e-6	.05365e-3	.4909	.03	.8	-.3e-6	-.2e-6
12.e-6	4.e-6	.023e-3	-4.5	.29	.6	0	0
depletion							
60.e-6	3.e-6	.022e-3	.1	.11	.65	0	0
enhancement							
12.e-6	4.e-6	.038e-3	-.8	.33	.6	0	0
zero							
20.e-6	6.e-6	.022e-3	.8	1	.66	0	0

References:

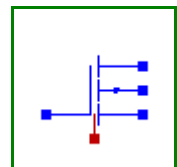
Spiro, H.: Simulation integrierter Schaltungen. R. Oldenbourg Verlag Muenchen Wien 1990.

Parameters

Type	Name	Default	Description
Length	W	20.e-6	Width [m]
Length	L	6.e-6	Length [m]
Transconductance	Beta	0.041e-3	Transconductance parameter [A/V ²]
Voltage	Vt	0.8	Zero bias threshold voltage [V]
Real	K2	1.144	Bulk threshold parameter
Real	K5	0.7311	Reduction of pinch-off region
Length	dW	-2.5e-6	narrowing of channel [m]
Length	dL	-1.5e-6	shortening of channel [m]
Resistance	RDS	1.e+7	Drain-Source-Resistance [Ohm]
Temperature	Tnom	300.15	Parameter measurement temperature [K]
Real	kvt	-6.96e-3	fitting parameter for Vt
Real	kk2	6.0e-4	fitting parameter for K22

Connectors

Type	Name	Description
Pin	D	Drain
Pin	G	Gate
Pin	S	Source
Pin	B	Bulk
HeatPort_a	heatPort	

Modelica.Electrical.Analog.Semiconductors.HeatingPMOS**Simple PMOS Transistor with heating port****Information**

The PMOS model is a simple model of a p-channel metal-oxide semiconductor FET. It differs slightly from the device used in the SPICE simulator. For more details please care for H. Spiro.

A heating port is added for thermal electric simulation. The heating port is defined in the Modelica.Thermal library.

The model does not consider capacitances. A high drain-source resistance RDS is included to avoid numerical difficulties.

References:

Spiro, H.: Simulation integrierter Schaltungen. R. Oldenbourg Verlag Muenchen Wien 1990.

Some typical parameter sets are:

W	L	Beta	Vt	K2	K5	DW	DL
m	m	A/V ²	V	—	—	m	m
50.e-6	8.e-6	.0085e-3	-.15	.41	.839	-3.8e-6	-4.0e-6
20.e-6	6.e-6	.0105e-3	-1.0	.41	.839	-2.5e-6	-2.1e-6
30.e-6	5.e-6	.0059e-3	-.3	.98	1.01	0	-3.9e-6
30.e-6	5.e-6	.0152e-3	-.69	.104	1.1	-.8e-6	-.4e-6
30.e-6	5.e-6	.0163e-3	-.69	.104	1.1	-.8e-6	-.4e-6
30.e-6	5.e-6	.0182e-3	-.69	.086	1.06	-.1e-6	-.6e-6
20.e-6	6.e-6	.0074e-3	-1.	.4	.59	0	0

Parameters

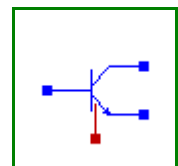
Type	Name	Default	Description
Length	W	20.0e-6	Width [m]
Length	L	6.0e-6	Length [m]
Transconductance	Beta	0.0105e-3	Transconductance parameter [A/V ²]
Voltage	Vt	-1.0	Zero bias threshold voltage [V]
Real	K2	0.41	Bulk threshold parameter
Real	K5	0.839	Reduction of pinch-off region
Length	dW	-2.5e-6	Narrowing of channel [m]
Length	dL	-2.1e-6	Shortening of channel [m]
Resistance	RDS	1.e+7	Drain-Source-Resistance [Ohm]
Temperature	Tnom	300.15	Parameter measurement temperature [K]
Real	kvt	-2.9e-3	fitting parameter for Vt
Real	kk2	6.2e-4	fitting parameter for Kk2

Connectors

Type	Name	Description
Pin	D	Drain
Pin	G	Gate
Pin	S	Source
Pin	B	Bulk
HeatPort_a	heatPort	

Modelica.Electrical.Analog.Semiconductors.HeatingNPN

Simple NPN BJT according to Ebers-Moll with heating port

**Information**

This model is a simple model of a bipolar npn junction transistor according to Ebers-Moll.

A heating port is added for thermal electric simulation. The heating port is defined in the Modelica.Thermal library.

A typical parameter set is (the parameter Vt is no longer used):

Bf	Br	Is	Vak	Tauf	Taur	Ccs	Cje	Cjc	Phie	Me	PHic	Mc
Gbc	Gbe											
-	-	A	V	s	s	F	F	F	V	-	V	-
mS	mS											
50	0.1	1e-16	0.02	0.12e-9	5e-9	1e-12	0.4e-12	0.5e-12	0.8	0.4	0.8	
0.333	1e-15	1e-15										

References:

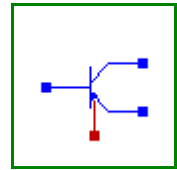
Vlach, J.; Singal, K.: Computer methods for circuit analysis and design. Van Nostrand Reinhold, New York 1983 on page 317 ff.

Parameters

Type	Name	Default	Description
Real	Bf	50	Forward beta
Real	Br	0.1	Reverse beta
Current	Is	1.e-16	Transport saturation current [A]
InversePotential	Vak	0.02	Early voltage (inverse), 1/Volt [1/V]
Time	Tauf	0.12e-9	Ideal forward transit time [s]
Time	Taur	5e-9	Ideal reverse transit time [s]
Capacitance	Ccs	1e-12	Collector-substrat(ground) cap. [F]
Capacitance	Cje	0.4e-12	Base-emitter zero bias depletion cap. [F]
Capacitance	Cjc	0.5e-12	Base-coll. zero bias depletion cap. [F]
Voltage	Phie	0.8	Base-emitter diffusion voltage [V]
Real	Me	0.4	Base-emitter gradation exponent
Voltage	Phic	0.8	Base-collector diffusion voltage [V]
Real	Mc	0.333	Base-collector gradation exponent
Conductance	Gbc	1e-15	Base-collector conductance [S]
Conductance	Gbe	1e-15	Base-emitter conductance [S]
Real	EMin	-100	if $x < E_{Min}$, the $\exp(x)$ function is linearized
Real	EMax	40	if $x > E_{Max}$, the $\exp(x)$ function is linearized
Temperature	Tnom	300.15	Parameter measurement temperature [K]
Real	XTI	3	Temperature exponent for effect on Is
Real	XTB	0	Forward and reverse beta temperature exponent
Real	EG	1.11	Energy gap for temperature effect on Is
Real	NF	1.0	Forward current emission coefficient
Real	NR	1.0	Reverse current emission coefficient
Real	K	1.3806226e-23	Boltzmann's constant
Real	q	1.6021918e-19	Elementary electronic charge

Connectors

Type	Name	Description
Pin	C	Collector
Pin	B	Base
Pin	E	Emitter
HeatPort_a	heatPort	

Modelica.Electrical.Analog.Semiconductors.HeatingPNP**Simple PNP BJT according to Ebers-Moll with heating port****Information**

This model is a simple model of a bipolar pnp junction transistor according to Ebers-Moll.

A heating port is added for thermal electric simulation. The heating port is defined in the Modelica.Thermal library.

A typical parameter set is (the parameter V_t is no longer used):

Bf	Br	Is	Vak	Tauf	Taur	Ccs	Cje	Cjc	Phie	Me	PHic	Mc
Gbc	Gbe	A	V	s	s	F	F	F	V	-	V	-
mS	mS											
50	0.1	1e-16	0.02	0.12e-9	5e-9	1e-12	0.4e-12	0.5e-12	0.8	0.4	0.8	
0.333	1e-15	1e-15										

References:

Vlach, J.; Singal, K.: Computer methods for circuit analysis and design. Van Nostrand Reinhold, New York 1983 on page 317 ff.

Parameters

Type	Name	Default	Description
Real	Bf	50	Forward beta
Real	Br	0.1	Reverse beta
Current	Is	1.e-16	Transport saturation current [A]
InversePotential	Vak	0.02	Early voltage (inverse), 1/Volt [1/V]
Time	Tauf	0.12e-9	Ideal forward transit time [s]
Time	Taur	5e-9	Ideal reverse transit time [s]
Capacitance	Ccs	1e-12	Collector-substrat(ground) cap. [F]
Capacitance	Cje	0.4e-12	Base-emitter zero bias depletion cap. [F]
Capacitance	Cjc	0.5e-12	Base-coll. zero bias depletion cap. [F]
Voltage	Phie	0.8	Base-emitter diffusion voltage [V]
Real	Me	0.4	Base-emitter gradation exponent
Voltage	Phic	0.8	Base-collector diffusion voltage [V]
Real	Mc	0.333	Base-collector gradation exponent
Conductance	Gbc	1e-15	Base-collector conductance [S]
Conductance	Gbe	1e-15	Base-emitter conductance [S]
Real	EMin	-100	if $x < E_{Min}$, the $\exp(x)$ function is linearized
Real	EMax	40	if $x > E_{Max}$, the $\exp(x)$ function is linearized
Temperature	Tnom	300.15	Parameter measurement temperature [K]
Real	XTI	3	Temperature exponent for effect on Is
Real	XTB	0	Forward and reverse beta temperature exponent
Real	EG	1.11	Energy gap for temperature effect on Is
Real	NF	1.0	Forward current emission coefficient

Real	NR	1.0	Reverse current emission coefficient
Real	K	1.3806226e-23	Boltzmann's constant
Real	q	1.6021918e-19	Elementary electronic charge

Connectors

Type	Name	Description
Pin	C	Collector
Pin	B	Base
Pin	E	Emitter
HeatPort_a	heatPort	





Modelica.Electrical.Analog.Sensors

Potential, voltage, current, and power sensors

Information

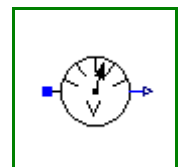
This package contains potential, voltage, and current sensors.

Package Content

Name	Description
 PotentialSensor	Sensor to measure the potential
 VoltageSensor	Sensor to measure the voltage between two pins
 CurrentSensor	Sensor to measure the current in a branch
 PowerSensor	Sensor to measure the power

Modelica.Electrical.Analog.Sensors.PotentialSensor

Sensor to measure the potential

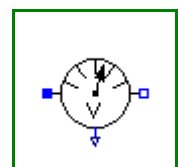


Connectors

Type	Name	Description
PositivePin	p	pin to be measured
output RealOutput	phi	Absolute voltage potential as output signal

Modelica.Electrical.Analog.Sensors.VoltageSensor

Sensor to measure the voltage between two pins



Connectors

Type	Name	Description
PositivePin	p	positive pin
NegativePin	n	negative pin

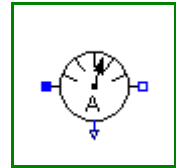
output RealOutput	v	Voltage between pin p and n (= p.v - n.v) as output signal
-----------------------------------	---	--

Modelica.Electrical.Analog.Sensors.CurrentSensor

Sensor to measure the current in a branch

Connectors

Type	Name	Description
PositivePin	p	positive pin
NegativePin	n	negative pin
output RealOutput	i	current in the branch from p to n as output signal

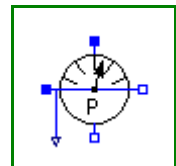


Modelica.Electrical.Analog.Sensors.PowerSensor

Sensor to measure the power

Information

This power sensor measures instantaneous electrical power of a singlephase system and has a separated voltage and current path. The pins of the voltage path are `pv` and `nv`, the pins of the current path are `pc` and `nc`. The internal resistance of the current path is zero, the internal resistance of the voltage path is infinite.



Connectors

Type	Name	Description
PositivePin	p _c	Positive pin, current path
NegativePin	n _c	Negative pin, current path
PositivePin	p _v	Positive pin, voltage path
NegativePin	n _v	Negative pin, voltage path
output RealOutput	power	





Modelica.Electrical.Analog.Sources



















Time-dependend and controlled voltage and current sources

Information

This package contains time-dependend and controlled voltage and current sources.

Package Content

Name	Description
 SignalVoltage	Generic voltage source using the input signal as source voltage
 ConstantVoltage	Source for constant voltage
 StepVoltage	Step voltage source
 RampVoltage	Ramp voltage source

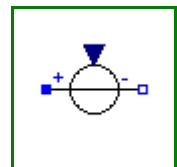
 SineVoltage	Sine voltage source
 ExpSineVoltage	Exponentially damped sine voltage source
 ExponentialsVoltage	Rising and falling exponential voltage source
 PulseVoltage	Pulse voltage source
 SawToothVoltage	Saw tooth voltage source
 TrapezoidVoltage	Trapezoidal voltage source
 TableVoltage	Voltage source by linear interpolation in a table
 SignalCurrent	Generic current source using the input signal as source current
 ConstantCurrent	Source for constant current
 StepCurrent	Step current source
 RampCurrent	Ramp current source
 SineCurrent	Sine current source
 ExpSineCurrent	Exponentially damped sine current source
 ExponentialsCurrent	Rising and falling exponential current source
 PulseCurrent	Pulse current source
 SawToothCurrent	Saw tooth current source
 TrapezoidCurrent	Trapezoidal current source
 TableCurrent	Current source by linear interpolation in a table

Modelica.Electrical.Analog.Sources.SignalVoltage

Generic voltage source using the input signal as source voltage

Connectors

Type	Name	Description
PositivePin	p	
NegativePin	n	
input	RealInput	v
		Voltage between pin p and n (= p.v - n.v) as input signal



Modelica.Electrical.Analog.Sources.ConstantVoltage

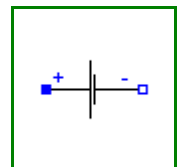
Source for constant voltage

Parameters

Type	Name	Default	Description
Voltage	V		Value of constant voltage [V]

Connectors

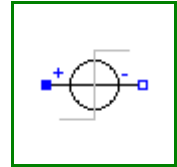
Type	Name	Description
------	------	-------------



PositivePin	p	Positive pin (potential p.v > n.v for positive voltage drop v)
NegativePin	n	Negative pin

Modelica.Electrical.Analog.Sources.StepVoltage

Step voltage source

**Parameters**

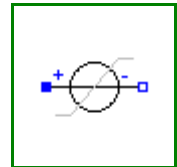
Type	Name	Default	Description
Voltage	V		Height of step [V]
Voltage	offset	0	Voltage offset [V]
Time	startTime	0	Time offset [s]

Connectors

Type	Name	Description
PositivePin	p	Positive pin (potential p.v > n.v for positive voltage drop v)
NegativePin	n	Negative pin

Modelica.Electrical.Analog.Sources.RampVoltage

Ramp voltage source

**Parameters**

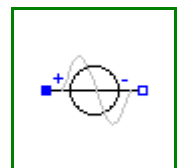
Type	Name	Default	Description
Voltage	V		Height of ramp [V]
Time	duration		Duration of ramp [s]
Voltage	offset	0	Voltage offset [V]
Time	startTime	0	Time offset [s]

Connectors

Type	Name	Description
PositivePin	p	Positive pin (potential p.v > n.v for positive voltage drop v)
NegativePin	n	Negative pin

Modelica.Electrical.Analog.Sources.SineVoltage

Sine voltage source

**Parameters**

Type	Name	Default	Description
Voltage	V		Amplitude of sine wave [V]

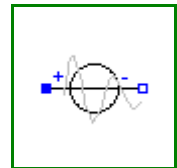
Angle	phase	0	Phase of sine wave [rad]
Frequency	freqHz		Frequency of sine wave [Hz]
Voltage	offset	0	Voltage offset [V]
Time	startTime	0	Time offset [s]

Connectors

Type	Name	Description
PositivePin	p	Positive pin (potential p.v > n.v for positive voltage drop v)
NegativePin	n	Negative pin

Modelica.Electrical.Analog.Sources.ExpSineVoltage

Exponentially damped sine voltage source



Parameters

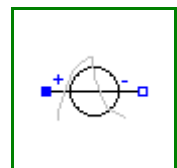
Type	Name	Default	Description
Voltage	V		Amplitude of sine wave [V]
Frequency	freqHz		Frequency of sine wave [Hz]
Angle	phase	0	Phase of sine wave [rad]
Damping	damping		Damping coefficient of sine wave [s-1]
Voltage	offset	0	Voltage offset [V]
Time	startTime	0	Time offset [s]

Connectors

Type	Name	Description
PositivePin	p	Positive pin (potential p.v > n.v for positive voltage drop v)
NegativePin	n	Negative pin

Modelica.Electrical.Analog.Sources.ExponentialVoltage

Rising and falling exponential voltage source



Parameters

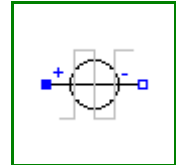
Type	Name	Default	Description
Real	vMax		Upper bound for rising edge
Time	riseTime		Rise time [s]
Time	riseTimeConst		Rise time constant [s]
Time	fallTimeConst		Fall time constant [s]
Voltage	offset	0	Voltage offset [V]
Time	startTime	0	Time offset [s]

Connectors

Type	Name	Description
PositivePin	p	Positive pin (potential p.v > n.v for positive voltage drop v)
NegativePin	n	Negative pin

Modelica.Electrical.Analog.Sources.PulseVoltage

Pulse voltage source

**Parameters**

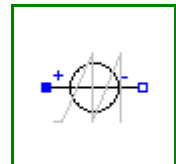
Type	Name	Default	Description
Voltage	V		Amplitude of pulse [V]
Real	width		Width of pulse in % of period
Time	period		Time for one period [s]
Voltage	offset	0	Voltage offset [V]
Time	startTime	0	Time offset [s]

Connectors

Type	Name	Description
PositivePin	p	Positive pin (potential p.v > n.v for positive voltage drop v)
NegativePin	n	Negative pin

Modelica.Electrical.Analog.Sources.SawToothVoltage

Saw tooth voltage source

**Parameters**

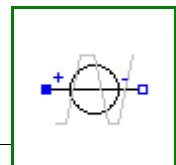
Type	Name	Default	Description
Voltage	V		Amplitude of saw tooth [V]
Time	period		Time for one period [s]
Voltage	offset	0	Voltage offset [V]
Time	startTime	0	Time offset [s]

Connectors

Type	Name	Description
PositivePin	p	Positive pin (potential p.v > n.v for positive voltage drop v)
NegativePin	n	Negative pin

Modelica.Electrical.Analog.Sources.TrapezoidVoltage

Trapezoidal voltage source



Parameters

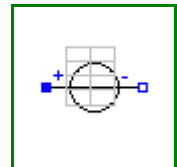
Type	Name	Default	Description
Voltage	V		Amplitude of trapezoid [V]
Time	rising		Rising duration of trapezoid [s]
Time	width		Width duration of trapezoid [s]
Time	falling		Falling duration of trapezoid [s]
Time	period		Time for one period [s]
Integer	nperiod		Number of periods (< 0 means infinite number of periods)
Voltage	offset	0	Voltage offset [V]
Time	startTime	0	Time offset [s]

Connectors

Type	Name	Description
PositivePin	p	Positive pin (potential p.v > n.v for positive voltage drop v)
NegativePin	n	Negative pin

Modelica.Electrical.Analog.Sources.TableVoltage

Voltage source by linear interpolation in a table



Information

This block generates a voltage source by **linear interpolation** in a table. The time points and voltage values are stored in a matrix **table[i,j]**, where the first column table[:,1] contains the time points and the second column contains the voltage to be interpolated. The table interpolation has the following properties:

- The time points need to be **monotonically increasing**.
- **Discontinuities** are allowed, by providing the same time point twice in the table.
- Values **outside** of the table range, are computed by **extrapolation** through the last or first two points of the table.
- If the table has only **one row**, no interpolation is performed and the voltage value is just returned independantly of the actual time instant, i.e., this is a constant voltage source.
- Via parameters **startTime** and **offset** the curve defined by the table can be shifted both in time and in the voltage.
- The table is implemented in a numerically sound way by generating **time events** at interval boundaries, in order to not integrate over a discontinuous or not differentiable points.

Example:

```
table = [0  0
         1  0
         1  1
         2  4
         3  9
         4 16]
```

If, e.g., time = 1.0, the voltage v = 0.0 (before event), 1.0 (after event)
 e.g., time = 1.5, the voltage v = 2.5,
 e.g., time = 2.0, the voltage v = 4.0,
 e.g., time = 5.0, the voltage v = 23.0 (i.e. extrapolation).

Parameters

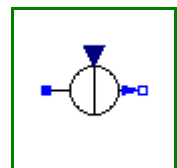
Type	Name	Default	Description
Real	table[:, :]	[0, 0; 1, 1; 2, 4]	Table matrix (time = first column, voltage = second column)
Voltage	offset	0	Voltage offset [V]
Time	startTime	0	Time offset [s]

Connectors

Type	Name	Description
PositivePin	p	Positive pin (potential $p.v > n.v$ for positive voltage drop v)
NegativePin	n	Negative pin

Modelica.Electrical.Analog.Sources.SignalCurrent

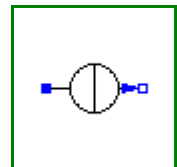
Generic current source using the input signal as source current

**Connectors**

Type	Name	Description
PositivePin	p	
NegativePin	n	
input RealInput	i	Current flowing from pin p to pin n as input signal

Modelica.Electrical.Analog.Sources.ConstantCurrent

Source for constant current

**Parameters**

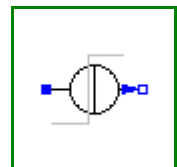
Type	Name	Default	Description
Current	I		Value of constant current [A]

Connectors

Type	Name	Description
PositivePin	p	Positive pin (potential $p.v > n.v$ for positive voltage drop v)
NegativePin	n	Negative pin

Modelica.Electrical.Analog.Sources.StepCurrent

Step current source

**Parameters**

Type	Name	Default	Description
Current	I		Height of step [A]

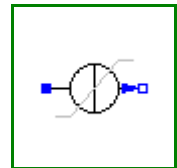
Current	offset	0	Current offset [A]
Time	startTime	0	Time offset [s]

Connectors

Type	Name	Description
PositivePin	p	Positive pin (potential p.v > n.v for positive voltage drop v)
NegativePin	n	Negative pin

Modelica.Electrical.Analog.Sources.RampCurrent

Ramp current source



Parameters

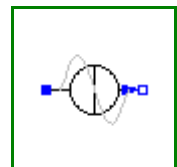
Type	Name	Default	Description
Current	I		Height of ramp [A]
Time	duration		Duration of ramp [s]
Current	offset	0	Current offset [A]
Time	startTime	0	Time offset [s]

Connectors

Type	Name	Description
PositivePin	p	Positive pin (potential p.v > n.v for positive voltage drop v)
NegativePin	n	Negative pin

Modelica.Electrical.Analog.Sources.SineCurrent

Sine current source



Parameters

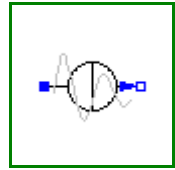
Type	Name	Default	Description
Current	I		Amplitude of sine wave [A]
Angle	phase	0	Phase of sine wave [rad]
Frequency	freqHz		Frequency of sine wave [Hz]
Current	offset	0	Current offset [A]
Time	startTime	0	Time offset [s]

Connectors

Type	Name	Description
PositivePin	p	Positive pin (potential p.v > n.v for positive voltage drop v)
NegativePin	n	Negative pin

Modelica.Electrical.Analog.Sources.ExpSineCurrent

Exponentially damped sine current source

**Parameters**

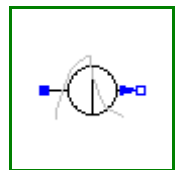
Type	Name	Default	Description
Real	I		Amplitude of sine wave
Frequency	freqHz		Frequency of sine wave [Hz]
Angle	phase	0	Phase of sine wave [rad]
Damping	damping		Damping coefficient of sine wave [s-1]
Current	offset	0	Current offset [A]
Time	startTime	0	Time offset [s]

Connectors

Type	Name	Description
PositivePin	p	Positive pin (potential p.v > n.v for positive voltage drop v)
NegativePin	n	Negative pin

Modelica.Electrical.Analog.Sources.ExponentialCurrent

Rising and falling exponential current source

**Parameters**

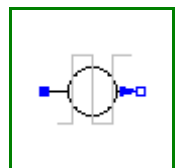
Type	Name	Default	Description
Real	iMax		Upper bound for rising edge
Time	riseTime		Rise time [s]
Time	riseTimeConst		Rise time constant [s]
Time	fallTimeConst		Fall time constant [s]
Current	offset	0	Current offset [A]
Time	startTime	0	Time offset [s]

Connectors

Type	Name	Description
PositivePin	p	Positive pin (potential p.v > n.v for positive voltage drop v)
NegativePin	n	Negative pin

Modelica.Electrical.Analog.Sources.PulseCurrent

Pulse current source

**Parameters**

Type	Name	Default	Description
------	------	---------	-------------

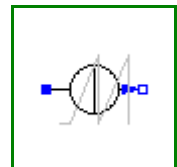
Current	I		Amplitude of pulse [A]
Real	width		Width of pulse in % of period
Time	period		Time for one period [s]
Current	offset	0	Current offset [A]
Time	startTime	0	Time offset [s]

Connectors

Type	Name	Description
PositivePin	p	Positive pin (potential p.v > n.v for positive voltage drop v)
NegativePin	n	Negative pin

Modelica.Electrical.Analog.Sources.SawToothCurrent

Saw tooth current source



Parameters

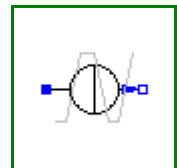
Type	Name	Default	Description
Current	I		Amplitude of saw tooth [A]
Time	period		Time for one period [s]
Current	offset	0	Current offset [A]
Time	startTime	0	Time offset [s]

Connectors

Type	Name	Description
PositivePin	p	Positive pin (potential p.v > n.v for positive voltage drop v)
NegativePin	n	Negative pin

Modelica.Electrical.Analog.Sources.TrapezoidCurrent

Trapezoidal current source



Parameters

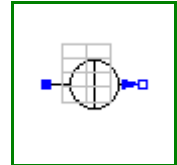
Type	Name	Default	Description
Current	I		Amplitude of trapezoid [A]
Time	rising		Rising duration of trapezoid [s]
Time	width		Width duration of trapezoid [s]
Time	falling		Falling duration of trapezoid [s]
Time	period		Time for one period [s]
Integer	nperiod		Number of periods (< 0 means infinite number of periods)
Current	offset	0	Current offset [A]
Time	startTime	0	Time offset [s]

Connectors

Type	Name	Description
PositivePin	p	Positive pin (potential p.v > n.v for positive voltage drop v)
NegativePin	n	Negative pin

Modelica.Electrical.Analog.Sources.TableCurrent

Current source by linear interpolation in a table



Information

This block generates a current source by **linear interpolation** in a table. The time points and current values are stored in a matrix **table[i,j]**, where the first column table[:,1] contains the time points and the second column contains the current to be interpolated. The table interpolation has the following properties:

- The time points need to be **monotonically increasing**.
- **Discontinuities** are allowed, by providing the same time point twice in the table.
- Values **outside** of the table range, are computed by **extrapolation** through the last or first two points of the table.
- If the table has only **one row**, no interpolation is performed and the current value is just returned independantly of the actual time instant, i.e., this is a constant current source.
- Via parameters **startTime** and **offset** the curve defined by the table can be shifted both in time and in the current.
- The table is implemented in a numerically sound way by generating **time events** at interval boundaries, in order to not integrate over a discontinuous or not differentiable points.

Example:

```
table = [0  0
         1  0
         1  1
         2  4
         3  9
         4 16]
```

If, e.g., time = 1.0, the current i = 0.0 (before event), 1.0 (after event)
 e.g., time = 1.5, the current i = 2.5,
 e.g., time = 2.0, the current i = 4.0,
 e.g., time = 5.0, the current i = 23.0 (i.e. extrapolation).

Parameters

Type	Name	Default	Description
Real	table[:, :]	[0, 0; 1, 1; 2, 4]	Table matrix (time = first column, current = second column)
Current	offset	0	Current offset [A]
Time	startTime	0	Time offset [s]

Connectors

Type	Name	Description
PositivePin	p	Positive pin (potential p.v > n.v for positive voltage drop v)
NegativePin	n	Negative pin

Modelica.Electrical.Digital

Library for digital electrical components based on the VHDL standard with 9-valued logic and conversion to 2-,3-,4-valued logic

Information

This library contains packages for digital electrical components. Both, type system and models are based on the VHDL standard (IEEE Std 1076-1987 VHDL, IEEE Std 1076-1993 VHDL, IEEE Std 1164 Multivalue Logic System):

- Interfaces: Definition of signals and interfaces
- Tables: All truth tables needed
- Delay: Transport and inertial delay
- Basic: Basic logic without delay
- Gates: Basic gates composed by basic components and inertial delay
- Tristate: (not yet available)
- FlipFlops: (not yet available)
- Latches: (not yet available)
- TransferGates: (not yet available)
- Multiplexers (not yet available)
- Memory: Ram, Rom, (not yet available)
- Sources: Time-dependend signal sources
- Converters
- Examples

The logic values are coded by integer values. The following code table is necessary for both setting of input and interpreting the output values.

Code Table:


Logic value	Integer code	Meaning
'U'	1	Uninitialized
'X'	2	Forcing Unknown
'0'	3	Forcing 0
'1'	4	Forcing 1
'Z'	5	High Impedance
'W'	6	Weak Unknown
'L'	7	Weak 0
'H'	8	Weak 1
'.'	9	Don't care









The library will be developed in two main steps. The first step contains the basic components and the gates. In the next step the more complicated devices will be added. Currently the first step of the library is implemented and released for public use.

Copyright © 1998-2007, Modelica Association and Fraunhofer-Gesellschaft.

*This Modelica package is **free** software; it can be redistributed and/or modified under the terms of the **Modelica license**, see the license conditions and the accompanying [disclaimer](#) [here](#).*

Package Content

Name	Description
 UsersGuide	User's Guide







 Examples	Examples that demonstrate the usage of the Digital electrical components
 Interfaces	Connectors for Digital electrical components
 Tables	Truth tables for all components of package Digital
 Delay	Transport and inertial delay blocks
 Basic	Basic logic blocks without delays
 Gates	Logic gates including delays
 Sources	Time-dependend digital signal sources
 Converters	Converters between 2-,3-,4- and 9-valued logic

Modelica.Electrical.Digital.UsersGuide

Library **Electrical.Digital** is a **free** Modelica package providing components to model **digital** electronic systems based on combinational and sequential logic in a convenient way. This package contains the **User's Guide** for the library and has the following content:

1. [Overview of library](#) gives an overview of the library.
2. [A first example](#) demonstrates at hand of a first example how to use this library.
3. [An application example](#) demonstrates a generic n-bit adder. .
4. [Release Notes](#) summarizes the differences between different versions of this library.
5. [Literature](#) provides references that have been used to design and implement this library.
6. [Contact](#) provides information about the authors of the library as well as acknowledgments.

Package Content

Name	Description
 OverView	Overview of library
 FirstExample	A first example
 ApplicationExample	An application example
 ReleaseNotes	Release notes
 Literature	Literature
 Contact	Contact

Modelica.Electrical.Digital.UsersGuide.OverView

In this section, an overview of the most important features of this library is given.
(will be added as soon as possible).

Modelica.Electrical.Digital.UsersGuide.FirstExample

A first example will be given here (not yet done).

Modelica.Electrical.Digital.UsersGuide.ApplicationExample

An application example will be given here (not yet done).



Modelica.Electrical.Digital.UsersGuide.ReleaseNotes

Version 1.0.7, 2005-07-01

- xxxx

Version 1.0.6, 2004-10-18

- Missing HTML tags added (problems with mismatched pre tags fixed).
- CVS ID string deleted.

Version 1.0.5, 2004-10-01

- Wrong identifiers x0 and Tdel in HalfAdder example fixed.
- Experiment command in FlipFlop example deleted.
- Known issue: Pulse source causes a warning in Dymola. It is recommended to use Clock source.

Version 1.0.4, 2004-09-30

- Documentation improved.

Version 1.0.3, 2004-09-21

- Table names changed from "map" to "Table".
- Icons for converters modified.
- LogicValueType renamed to Logic. For the Electrical.Digital library the type Logic has a fundamental meaning. Logic is similar to Real, Integer or Boolean in other packages. Names for converters are now more consistent (LogicToBoolean, RealToLogic etc.).
- Icons for gates and sources improved.
- New examples added.
- Internal names for signals and ports unified.
- Simple Clock source added in addition to Pulse source (for convenience reasons).

Version 1.0.2, 2004-09-13

- First prerelease for discussions at the 40th Modelica Design Meeting.

Version 1.0.1, 2004-06-01

- Packages Tables, Basic, and Gates implemented.
- Transport and inertial delay implemented and successfully tested.

Version 1.0.0, 2003-05-01

- A first version has been implemented for case studies.

Modelica.Electrical.Digital.UsersGuide.Literature

The Electrical.Digital library is based on the following references:



Ashenden, P. J.:

The Designer's Guide to VHDL. San Francisco: Morgan Kaufmann, 1995, 688 p. ISBN 1-55860-270-4.

IEEE 1076-1993:

IEEE Standard VHDL Language Reference Manual (ANSI). 288 p. ISBN 1-55937-376-8. IEEE Ref. SH16840-NYF.

IEEE 1164-1993:

IEEE Standard Multivalued Logic System for VHDL Model Interoperability (Std_logic_1164). 24 p. ISBN 1-55937-299-0. IEEE Ref. SH16097-NYF.

Lipsett, R.; Schaefer, C.; Ussery, C.:

VHDL: Hardware Description and Design. Boston: Kluwer, 1989, 299 p. ISBN 079239030X.

Navabi, Z.:

VHDL: Analysis and Modeling of Digital Systems. New York: McGraw-Hill, 1993, 375 p. ISBN 0070464723.

Modelica.Electrical.Digital.UsersGuide.Contact

Main Authors:

Christoph Clauß <Christoph.Clauss@eas.iis.fraunhofer.de>

André Schneider <Andre.Schneider@eas.iis.fraunhofer.de>

Fraunhofer Institute for Integrated Circuits (IIS)

Design Automation Department (EAS)

Zeunerstraße 38

D-01069 Dresden

Germany



Acknowledgements:

We thank our colleague [Ulrich Donath](mailto:Ulrich.Donath@eas.iis.fraunhofer.de) <Ulrich.Donath@eas.iis.fraunhofer.de> for his support and fruitful discussions regarding all questions on VHDL and the IEEE 1164 standard logic libraries.

Furthermore, we thank our students Teresa Schlegel and Enrico Weber for implementing and carefully testing many models and examples.

Modelica.Electrical.Digital.Examples









Examples that demonstrate the usage of the Digital electrical components

Information

This package contains examples that demonstrate the usage of the components of the Electrical.Digital

library.

Package Content

Name	Description
 Multiplexer	4 to 1 Bit Multiplexer Example
 FlipFlop	Pulse Triggered Master Slave Flip-Flop
 HalfAdder	adding circuit for binary numbers without input carry bit
 FullAdder	Full 1 Bit Adder Example
 Adder4	4 Bit Adder Example
 Counter3	3 Bit Counter Example
 Counter	Generic N Bit Counter Example
 Utilities	Utility components used by package Examples


Modelica.Electrical.Digital.Examples.Multiplexer

4 to 1 Bit Multiplexer Example

Information

4 to 1 Bit Multiplexer

The multiplexer converts a parallel 4 bit signal in a sequential 1 bit stream.



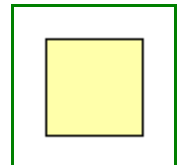
Modelica.Electrical.Digital.Examples.FlipFlop

Pulse Triggered Master Slave Flip-Flop

Information

FlipFlop

Pulse-triggered master-slave flip-flop.



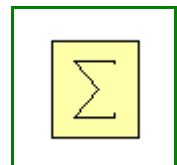
Modelica.Electrical.Digital.Examples.HalfAdder

adding circuit for binary numbers without input carry bit

Information

This example demonstrates an adding circuit for binary numbers, which internally realizes the interconnection to And and to Xor in the final sum.

$1 + 0 = 1$
 $0 + 1 = 1$
 $1 + 1 = 10$
 $0 + 0 = 0$



$$\mathbf{a + b = s}$$

(The carry of this adding is **c**.)

and

$$\mathbf{a * b = s}$$

(It is an interconnection to And.)

$$\mathbf{a * b + a * b = a \text{ Xor } b = c}$$

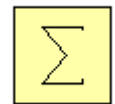
(It is an interconnection to Xor.)

a	b	c	s	t
1	0	1	0	1
0	1	1	0	2
1	1	0	1	3
0	0	0	0	4

t is the pick-up instant of the next bit(s) in the simulation. The simulation stop time should be 5 seconds.

Modelica.Electrical.Digital.Examples.FullAdder

Full 1 Bit Adder Example



Information

It is an adding circuit for binary numbers with input carry bit, which consists of two HalfAdders.

a.y, **b.y** and **c.y** are the inputs of the FullAdder.

cout = Or1.y and **h.s** are the outputs of the Fulladder.

t is the pick-up instant of the next bit(s) in the simulation.

a . y	b . y	c . y	cout	h . s	t
1	0	0	0	1	1
0	1	0	0	1	2
0	0	1	0	1	3
1	1	0	1	0	4
0	1	1	1	0	5
1	0	1	1	0	6
1	1	1	1	1	7
0	0	0	0	0	8

The simulation stop time should be 10 seconds.

Modelica.Electrical.Digital.Examples.Adder4**4 Bit Adder Example****Information**

Four Fulladders are combined to built a four bit adder unit.

In dependence on time five additions are carried out:

at t = 0		at t = 1
a 0 0 0 0		a 1 1 1 0
b + 0 0 0 0		b + 1 0 1 1
s 0 0 0 0 0		s 1 0 0 1 0
at t = 2		at t = 3
a 0 1 1 0		a 1 1 1 0
b + 0 0 1 1		b + 1 0 1 0
s 1 0 1 0 0		s 0 0 0 1 1
at t = 4		
a 1 1 0 0		
b + 1 1 1 0		
s 0 0 1 0 1		

To show the influence of delay a large delay time of 0.1s is choosen. Furthermore, all signals are initialized with U, the unitialized value. Please remember, that the nine logic values are coded by the numbers 1,...,9. The summands a and b can be found at the output signals of the taba and tabb sources. The result can be seen in the output signals of the Fulladders according to:

a		a4.y	a3.y	a2.y	a1.y
b		b4.y	b3.y	b2.y	b1.y
sum	Adder4.c_out	Adder4.s	Adder3.s	Adder2.s	Adder1.s











The simulation stop time has to be 5s.

Modelica.Electrical.Digital.Examples.Counter3**3 Bit Counter Example****Information****Modelica.Electrical.Digital.Examples.Counter****Generic N Bit Counter Example****Information****Modelica.Electrical.Digital.Examples.Utilities****Utility components used by package Examples**

Information

This package contains utility components used by package Examples.

Package Content

Name	Description
 MUX4	4 to 1 Bit Multiplexer
 RS	Unclocked RS FlipFlop
 RSFF	Unclocked RS FlipFlop
 DFF	D FlipFlop
 JKFF	JK FlipFlop
 HalfAdder	half adder
 FullAdder	adding circuit for binary numbers with input carry bit
 Adder	Generic N Bit Adder
 Counter3	3 Bit Counter
 Counter	Generic N Bit Counter

Modelica.Electrical.Digital.Examples.Utilities.MUX4

4 to 1 Bit Multiplexer

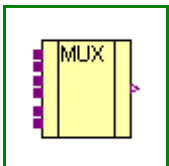
Information

Parameters

Type	Name	Default	Description
Time	delayTime	0.001	delay time [s]
Logic	q0	L.'0'	initial value

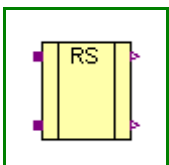
Connectors

Type	Name	Description
input DigitalInput	d0	
input DigitalInput	d1	
input DigitalInput	d2	
input DigitalInput	d3	
input DigitalInput	a0	
input DigitalInput	a1	
output DigitalOutput	d	



Modelica.Electrical.Digital.Examples.Utilities.RS

Unclocked RS FlipFlop



Information

Parameters

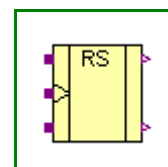
Type	Name	Default	Description
Time	delayTime	0	delay time [s]
Logic	q0	L.'U'	initial value of output

Connectors

Type	Name	Description
input DigitalInput	s	
input DigitalInput	r	
output DigitalOutput	q	
output DigitalOutput	qn	

Modelica.Electrical.Digital.Examples.Utilities.RSFF

Unclocked RS FlipFlop



Information

Parameters

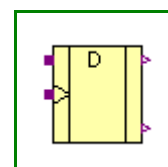
Type	Name	Default	Description
Time	delayTime	0.01	delay time [s]
Logic	q0	L.'U'	initial value

Connectors

Type	Name	Description
input DigitalInput	s	
input DigitalInput	r	
output DigitalOutput	q	
output DigitalOutput	qn	not Q
input DigitalInput	clk	

Modelica.Electrical.Digital.Examples.Utilities.DFF

D FlipFlop



Information

Parameters

Type	Name	Default	Description
Time	Tdel	0.01	delay time [s]
Logic	QInit	L.'U'	initial value

Connectors

Type	Name	Description
input DigitalInput	d	
output DigitalOutput	q	
output DigitalOutput	qn	not Q
input DigitalInput	clk	

Modelica.Electrical.Digital.Examples.Utilities.JKFF

JK FlipFlop

Information

Parameters

Type	Name	Default	Description
Time	delayTime	0.001	delay time [s]
Logic	q0	L.'0'	initial value

Connectors

Type	Name	Description
input DigitalInput	j	
output DigitalOutput	q	
output DigitalOutput	qn	not Q
input DigitalInput	clk	
input DigitalInput	k	

Modelica.Electrical.Digital.Examples.Utilities.HalfAdder

half adder

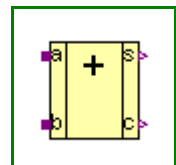
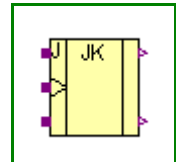
Information

Parameters

Type	Name	Default	Description
Real	delayTime	0	delay time

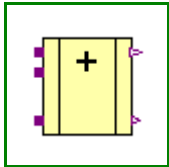
Connectors

Type	Name	Description
input DigitalInput	b	
output DigitalOutput	s	
input DigitalInput	a	
output DigitalOutput	c	



Modelica.Electrical.Digital.Examples.Utilities.FullAdder

adding circuit for binary numbers with input carry bit



Information

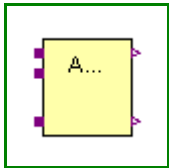
a	b	c in	c out	s
	1	1	1	0
	0	0	0	0
	1	0	0	1
	0	1	0	1

Connectors

Type	Name	Description
input DigitalInput	a	
input DigitalInput	b	
input DigitalInput	c_in	
output DigitalOutput	s	
output DigitalOutput	c_out	

Modelica.Electrical.Digital.Examples.Utilities.Adder

Generic N Bit Adder



Information

Parameters

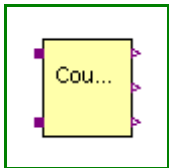
Type	Name	Default	Description
Integer	n	2	number of single adders

Connectors

Type	Name	Description
input DigitalInput	a[n]	
input DigitalInput	b[n]	
input DigitalInput	c_in	
output DigitalOutput	s[n]	
output DigitalOutput	c_out	

Modelica.Electrical.Digital.Examples.Utilities.Counter3

3 Bit Counter



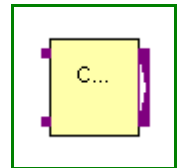
Information

Connectors

Type	Name	Description
input DigitalInput	enable	
output DigitalOutput	q2	
input DigitalInput	count	
output DigitalOutput	q1	
output DigitalOutput	q0	

Modelica.Electrical.Digital.Examples.Utilities.Counter

Generic N Bit Counter



Information

Parameters

Type	Name	Default	Description
Integer	n	3	number of bits
Time	delayTime	0.001	delay of each JKFF [s]
Logic	q0	L.'0'	initial value

Connectors

Type	Name	Description
input DigitalInput	enable	
input DigitalInput	count	
output DigitalOutput	q[n]	





Modelica.Electrical.Digital.Interfaces

Connectors for Digital electrical components

Information

This package contains interface definitions (connectors) digital electrical components.

Package Content

Name	Description
Logic	Logic values and their coding according to IEEE 1164 STD_ULOGIC type
 DigitalSignal	Digital port (both input/output possible)
 DigitalInput	input DigitalSignal as connector
 DigitalOutput	output DigitalSignal as connector
 SISO	Single input, single output

 MISO	Multiple input - single output
--	--------------------------------

Types and constants

```

type Logic = enumeration(
  'U' "U  Uninitialized",
  'X' "X  Forcing Unknown",
  '0' "0  Forcing 0",
  '1' "1  Forcing 1",
  'Z' "Z  High Impedance",
  'W' "W  Weak   Unknown",
  'L' "L  Weak   0",
  'H' "H  Weak   1",
  '-' "-  Don't care")
"Logic values and their coding according to IEEE 1164 STD_ULOGIC type";

```

Modelica.Electrical.Digital.Interfaces.DigitalSignal


Digital port (both input/output possible)

Information

Modelica.Electrical.Digital.Interfaces.DigitalInput

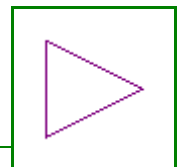
input DigitalSignal as connector

Information



Modelica.Electrical.Digital.Interfaces.DigitalOutput

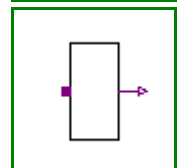
output DigitalSignal as connector



Modelica.Electrical.Digital.Interfaces.SISO

Single input, single output

Information

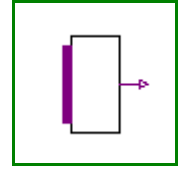


Connectors

Type	Name	Description
input DigitalInput	x	Connector of Digital input signal
output DigitalOutput	y	Connector of Digital output signal

Modelica.Electrical.Digital.Interfaces.MISO

Multiple input - single output

**Information****Parameters**

Type	Name	Default	Description
Integer	n	2	Number of inputs

Connectors

Type	Name	Description
input DigitalInput	x[n]	Connector of Digital input signal vector
output DigitalOutput	y	Connector of Digital output signal

Modelica.Electrical.Digital.Tables

Truth tables for all components of package Digital

Information**Package Content**

Name	Description
AndTable=[L.'U', L.'U', L.'0', L.'U', L.'U', L.'U', L.'0', L.'U', L.'U', L.'U', L.'X', L.'0', L.'X', L.'X', L.'X', L.'0', L.'X', L.'X'; L.'0', L.'0', L.'0', L.'0', L.'0', L.'0', L.'0', L.'0', L.'0', L.'0', L.'U', L.'X', L.'0', L.'1', L.'X', L.'X', L.'0', L.'1', L.'X'; L.'U', L.'X', L.'0', L.'X', L.'X', L.'X', L.'0', L.'X', L.'X', L.'U', L.'X', L.'0', L.'X', L.'X', L.'X', L.'0', L.'X', L.'X'; L.'0', L.'0', L.'0', L.'0', L.'0', L.'0', L.'0', L.'0', L.'U', L.'X', L.'0', L.'1', L.'X', L.'X', L.'0', L.'1', L.'X'; L.'U', L.'X', L.'0', L.'X', L.'X', L.'X', L.'0', L.'X', L.'X']	9-value logic for 'and'
OrTable=[L.'U', L.'U', L.'U', L.'1', L.'U', L.'U', L.'U', L.'1', L.'U', L.'U', L.'X', L.'X', L.'1', L.'X', L.'X', L.'X', L.'1', L.'X'; L.'U', L.'X', L.'0', L.'1', L.'X', L.'X', L.'0', L.'1', L.'X'; L.'1', L.'1', L.'1', L.'1', L.'1', L.'1', L.'1', L.'1', L.'U', L.'X', L.'X', L.'1', L.'X', L.'X', L.'X', L.'1', L.'X'; L.'U', L.'X', L.'X', L.'1', L.'X', L.'X', L.'X', L.'1', L.'X'; L.'U', L.'X', L.'0', L.'1', L.'X', L.'X', L.'0', L.'1', L.'X'; L.'1', L.'1', L.'1', L.'1', L.'1', L.'1', L.'U', L.'X', L.'X', L.'1', L.'X', L.'X', L.'X', L.'1', L.'X']	9-value logic for 'or'
NotTable={L.'U', L.'X', L.'1', L.'0', L.'X', L.'X', L.'1', L.'0', L.'X'}	9-value logic for 'not'
XorTable=[L.'U', L.'U', L.'U', L.'U', L.'U', L.'U', L.'U', L.'U', L.'U', L.'U', L.'X', L.'X', L.'X', L.'X', L.'X', L.'X', L.'X', L.'X', L.'0', L.'1', L.'X', L.'X', L.'0', L.'1', L.'X'; L.'U', L.'X', L.'1', L.'0', L.'X'; L.'U', L.'X', L.'X', L.'X', L.'X', L.'X', L.'X', L.'X', L.'X', L.'X', L.'X', L.'X', L.'X', L.'X', L.'X', L.'X', L.'U', L.'X', L.'X', L.'X', L.'X', L.'X', L.'X', L.'X', L.'0', L.'1', L.'X'; L.'U', L.'X', L.'1', L.'0', L.'X'; L.'U', L.'X', L.'X', L.'X', L.'X', L.'X', L.'X', L.'X', L.'X', L.'X', L.'X', L.'X', L.'X', L.'X', L.'X', L.'X']	9-value logic for 'xor'
X01Table={L.'X', L.'X', L.'0', L.'1', L.'X', L.'X', L.'0', L.'1', L.'X'}	
X01ZTable={L.'X', L.'X', L.'0', L.'1', L.'Z', L.'X', L.'0', L.'1', L.'Z'}	
UX01Table={L.'U', L.'X', L.'0', L.'1', L.'X', L.'X', L.'0', L.'1', L.'X'}	
DelayTable=[0, 0, -1, 1, 0, 0, -1, 1, 0; 0, 0, -1, 1, 0, 0, -1, 1, 0; 1, 1, 0, 1, 1, 1, 0, 1, 1; -1, -1, -1, 0, -1, -1, 0, -1; 0, 0, -1, 1, 0, 0, -1, 1, 0; 0, 0, -1, 1, 0, 0, -1, 1, 0; 1, 1, 0, 1, 1, 1, 0, 1, 1; -1, -1, -1, 0, -1, -1, 0, -1; 0, 0, -1, 1, 0, 0, -1, 1, 0]	

Types and constants

```

constant D.Interfaces.Logic AndTable[L, L]=[
  L.'U', L.'U', L.'0', L.'U', L.'U', L.'U', L.'0', L.'U', L.'U';
  L.'U', L.'X', L.'0', L.'X', L.'X', L.'X', L.'0', L.'X', L.'X';
  L.'0', L.'0', L.'0', L.'0', L.'0', L.'0', L.'0', L.'0', L.'0';
  L.'U', L.'X', L.'0', L.'1', L.'X', L.'X', L.'0', L.'1', L.'X';
  L.'U', L.'X', L.'0', L.'X', L.'X', L.'X', L.'0', L.'X', L.'X';
  L.'U', L.'X', L.'0', L.'X', L.'X', L.'X', L.'0', L.'X', L.'X';
  L.'0', L.'0', L.'0', L.'0', L.'0', L.'0', L.'0', L.'0', L.'0';
  L.'U', L.'X', L.'0', L.'1', L.'X', L.'X', L.'0', L.'1', L.'X';
  L.'U', L.'X', L.'0', L.'X', L.'X', L.'X', L.'0', L.'X', L.'X']
"9-value logic for 'and'";

```

```

constant D.Interfaces.Logic OrTable[L, L]=[
  L.'U', L.'U', L.'U', L.'1', L.'U', L.'U', L.'U', L.'1', L.'U';
  L.'U', L.'X', L.'X', L.'1', L.'X', L.'X', L.'X', L.'1', L.'X';
  L.'U', L.'X', L.'0', L.'1', L.'X', L.'X', L.'0', L.'1', L.'X';
  L.'1', L.'1', L.'1', L.'1', L.'1', L.'1', L.'1', L.'1', L.'1';
  L.'U', L.'X', L.'X', L.'1', L.'X', L.'X', L.'X', L.'1', L.'X';
  L.'U', L.'X', L.'X', L.'1', L.'X', L.'X', L.'X', L.'1', L.'X';
  L.'U', L.'X', L.'0', L.'1', L.'X', L.'X', L.'0', L.'1', L.'X';
  L.'1', L.'1', L.'1', L.'1', L.'1', L.'1', L.'1', L.'1', L.'1';
  L.'U', L.'X', L.'X', L.'1', L.'X', L.'X', L.'X', L.'1', L.'X']
"9-value logic for 'or'";

```

```

constant D.Interfaces.Logic NotTable[L]={
  L.'U',L.'X',L.'1',L.'0',L.'X',L.'X',L.'1',L.'0',L.'X'}
"9-value logic for 'not'";

```

```

constant D.Interfaces.Logic XorTable[L, L]=[
  L.'U', L.'U', L.'U', L.'U', L.'U', L.'U', L.'U', L.'U', L.'U';
  L.'U', L.'X', L.'X', L.'X', L.'X', L.'X', L.'X', L.'X', L.'X';
  L.'U', L.'X', L.'0', L.'1', L.'X', L.'X', L.'0', L.'1', L.'X';
  L.'U', L.'X', L.'1', L.'0', L.'X', L.'X', L.'1', L.'0', L.'X';
  L.'U', L.'X', L.'X', L.'X', L.'X', L.'X', L.'X', L.'X', L.'X';
  L.'U', L.'X', L.'X', L.'X', L.'X', L.'X', L.'X', L.'X', L.'X';
  L.'U', L.'X', L.'0', L.'1', L.'X', L.'X', L.'0', L.'1', L.'X';
  L.'U', L.'X', L.'1', L.'0', L.'X', L.'X', L.'1', L.'0', L.'X';
  L.'U', L.'X', L.'X', L.'X', L.'X', L.'X', L.'X', L.'X', L.'X']
"9-value logic for 'xor'";

```

```

constant D.Interfaces.Logic X01Table[L]={
  L.'X',L.'X',L.'0',L.'1',L.'X',L.'X',L.'0',L.'1',L.'X'};

```

```

constant D.Interfaces.Logic X01ZTable[L]={
  L.'X',L.'X',L.'0',L.'1',L.'Z',L.'X',L.'0',L.'1',L.'Z'};

```

```

constant D.Interfaces.Logic UX01Table[L]={
  L.'U',L.'X',L.'0',L.'1',L.'X',L.'X',L.'0',L.'1',L.'X'};

```

```

constant Integer DelayTable[9, 9]=[
  0, 0, -1, 1, 0, 0, -1, 1, 0;
  0, 0, -1, 1, 0, 0, -1, 1, 0;
  1, 1, 0, 1, 1, 1, 0, 1, 1;
  -1, -1, -1, 0, -1, -1, -1, 0, -1;
  0, 0, -1, 1, 0, 0, -1, 1, 0;

```




```
0, 0, -1, 1, 0, 0, -1, 1, 0;  
1, 1, 0, 1, 1, 1, 0, 1, 1;  
-1, -1, -1, 0, -1, -1, -1, 0, -1;  
0, 0, -1, 1, 0, 0, -1, 1, 0];
```

Modelica.Electrical.Digital.Delay

Transport and inertial delay blocks

Information

Package Content

Name	Description
DelayParams	Definition of delay parameters
 TransportDelay	Transport delay with initial parameter
 InertialDelay	Inertial delay with initial parameter
 InertialDelaySensitive	Provide the input as output if it holds its value for a specific amount of time

Modelica.Electrical.Digital.Delay.DelayParams

Definition of delay parameters

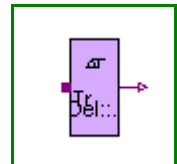
Information

Parameters

Type	Name	Default	Description
Time	tLH		rise inertial delay [s]
Time	tHL		fall inertial delay [s]
Logic	y0	L.'U'	initial value of output

Modelica.Electrical.Digital.Delay.TransportDelay

Transport delay with initial parameter



Information

Provide the input as output exactly delayed by $Tdel$. If time less than $Tdel$ the initial value *initout* holds.

Parameters

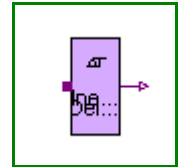
Type	Name	Default	Description
Time	delayTime		delay time [s]
Logic	y0	L.'U'	initial value of output

Connectors

Type	Name	Description
output DigitalOutput	y	Connector of Digital output signal

Modelica.Electrical.Digital.Delay.InertialDelay

Inertial delay with initial parameter



Information

Provides the input as output delayed by $Tdel$ if the input holds its value for a longer time than $Tdel$. If time is less than $Tdel$ the initial value $initout$ holds.

Parameters

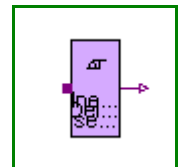
Type	Name	Default	Description
Time	delayTime		Minimum time to hold value [s]
Logic	y0	L.'U'	Initial value of output y

Connectors

Type	Name	Description
input DigitalInput	x	Connector of Digital input signal
output DigitalOutput	y	Connector of Digital output signal

Modelica.Electrical.Digital.Delay.InertialDelaySensitive

Provide the input as output if it holds its value for a specific amount of time



Information

Provides the input as output delayed by $Tdel$ if the input holds its value for a longer time than $Tdel$. If the time is less than $Tdel$ the initial value $initout$ holds.

The delay $Tdel$ depends on the values of the signal change. To calculate $Tdel$, the delaymap specified in Digital.Tables is used. If the corresponding value is 1, then tLH is used, if it is -1, then tHL is used, if it is zero, the input is not delayed.

Parameters

Type	Name	Default	Description
Time	tLH		rise inertial delay [s]
Time	tHL		fall inertial delay [s]
Logic	y0	L.'U'	initial value of output

Connectors








Type	Name	Description
output DigitalOutput	y	Connector of Digital output signal

Modelica.Electrical.Digital.Basic

Basic logic blocks without delays

Information

Package Content

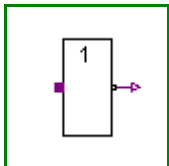
Name	Description
 Not	Not Logic
 And	And logic with multiple input and one output
 Nand	Nand logic with multiple input and one output
 Or	Or logic with multiple input and one output
 Nor	Nor logic with multiple input and one output
 Xor	Xor logic with multiple input and one output
 Xnor	Xnor logic with multiple input and one output

Modelica.Electrical.Digital.Basic.Not

Not Logic

Information

Not with 1 input value, without delay.



Connectors

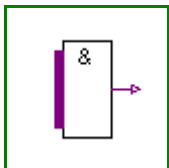
Type	Name	Description
input DigitalInput	x	Connector of Digital input signal
output DigitalOutput	y	Connector of Digital output signal

Modelica.Electrical.Digital.Basic.And

And logic with multiple input and one output

Information

And with n input values, without delay.



Parameters

Type	Name	Default	Description
Integer	n	2	Number of inputs

Connectors

Type	Name	Description
input DigitalInput	x[n]	Connector of Digital input signal vector

output DigitalOutput y	Connector of Digital output signal
--	------------------------------------

Modelica.Electrical.Digital.Basic.Nand

Nand logic with multiple input and one output

Information

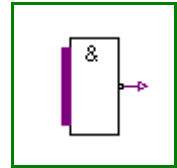
Nand with n input values, without delay.

Parameters

Type	Name	Default	Description
Integer	n	2	Number of inputs

Connectors

Type	Name	Description
input DigitalInput	x[n]	Connector of Digital input signal vector
output DigitalOutput	y	Connector of Digital output signal



Modelica.Electrical.Digital.Basic.Or

Or logic with multiple input and one output

Information

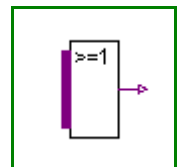
Or with n input values, without delay.

Parameters

Type	Name	Default	Description
Integer	n	2	Number of inputs

Connectors

Type	Name	Description
input DigitalInput	x[n]	Connector of Digital input signal vector
output DigitalOutput	y	Connector of Digital output signal

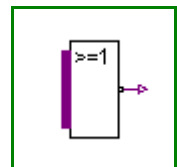


Modelica.Electrical.Digital.Basic.Nor

Nor logic with multiple input and one output

Information

Nor with n input values, without delay.



Parameters

Type	Name	Default	Description
Integer	n	2	Number of inputs

Connectors

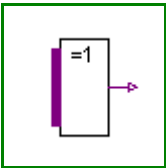
Type	Name	Description
input DigitalInput	x[n]	Connector of Digital input signal vector
output DigitalOutput	y	Connector of Digital output signal

Modelica.Electrical.Digital.Basic.Xor

Xor logic with multiple input and one output

Information

Xor with n input values, without delay.



Parameters

Type	Name	Default	Description
Integer	n	2	Number of inputs

Connectors

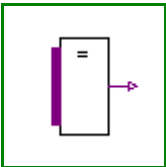
Type	Name	Description
input DigitalInput	x[n]	Connector of Digital input signal vector
output DigitalOutput	y	Connector of Digital output signal

Modelica.Electrical.Digital.Basic.Xnor

Xnor logic with multiple input and one output

Information

XNor with n input values, without delay.



Parameters

Type	Name	Default	Description
Integer	n	2	Number of inputs

Connectors









Type	Name	Description
input DigitalInput	x[n]	Connector of Digital input signal vector
output DigitalOutput	y	Connector of Digital output signal

Modelica.Electrical.Digital.Gates

Logic gates including delays

Information

Package Content

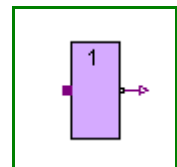
Name	Description
 InvGate	InvGate with 1 input value, composed by Not and sensitive inertial delay
 AndGate	AndGate with multiple input
 NandGate	NandGate with multiple input
 OrGate	OrGate with multiple input
 NorGate	NorGate with multiple input
 XorGate	XorGate with multiple input
 XnorGate	XnorGate with multiple input
 BufGate	BufGate with 1 input value, composed by Not and sensitive inertial delay

Modelica.Electrical.Digital.Gates.InvGate

InvGate with 1 input value, composed by Not and sensitive inertial delay

Information

InvGate with 1 input value, composed by Not and sensitive inertial delay.



Parameters

Type	Name	Default	Description
Time	tLH		rise inertial delay [s]
Time	tHL		fall inertial delay [s]
Logic	y0	L.'U'	initial value of output

Connectors

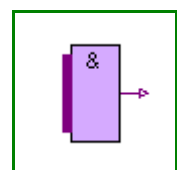
Type	Name	Description
input DigitalInput	x	Connector of Digital input signal
output DigitalOutput	y	Connector of Digital output signal

Modelica.Electrical.Digital.Gates.AndGate

AndGate with multiple input

Information

AndGate with n input values, composed by And and sensitive inertial delay.



Parameters

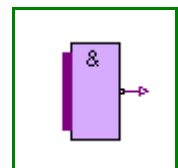
Type	Name	Default	Description
Integer	n	2	Number of inputs
Time	tLH		rise inertial delay [s]
Time	tHL		fall inertial delay [s]
Logic	y0	L.'U'	initial value of output

Connectors

Type	Name	Description
input DigitalInput	x[n]	Connector of Digital input signal vector
output DigitalOutput	y	Connector of Digital output signal

Modelica.Electrical.Digital.Gates.NandGate**NandGate with multiple input****Information**

NandGate with n input values, composed by Nand and sensitive inertial delay.

**Parameters**

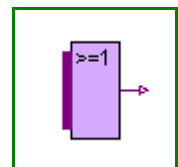
Type	Name	Default	Description
Time	tLH		rise inertial delay [s]
Time	tHL		fall inertial delay [s]
Logic	y0	L.'U'	initial value of output
Integer	n	2	Number of inputs

Connectors

Type	Name	Description
input DigitalInput	x[n]	Connector of Digital input signal vector
output DigitalOutput	y	Connector of Digital output signal

Modelica.Electrical.Digital.Gates.OrGate**OrGate with multiple input****Information**

OrGate with n input values, composed by Or and sensitive inertial delay.

**Parameters**

Type	Name	Default	Description
Time	tLH		rise inertial delay [s]
Time	tHL		fall inertial delay [s]
Logic	y0	L.'U'	initial value of output

Integer	n	2	Number of inputs
---------	---	---	------------------

Connectors

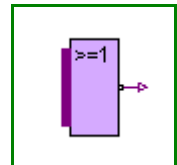
Type	Name	Description
input DigitalInput	x[n]	Connector of Digital input signal vector
output DigitalOutput	y	Connector of Digital output signal

Modelica.Electrical.Digital.Gates.NorGate

NorGate with multiple input

Information

NorGate with n input values, composed by Nor and sensitive inertial delay.



Parameters

Type	Name	Default	Description
Time	tLH		rise inertial delay [s]
Time	tHL		fall inertial delay [s]
Logic	y0	L.'U'	initial value of output
Integer	n	2	Number of inputs

Connectors

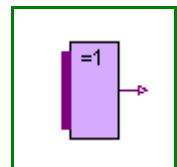
Type	Name	Description
input DigitalInput	x[n]	Connector of Digital input signal vector
output DigitalOutput	y	Connector of Digital output signal

Modelica.Electrical.Digital.Gates.XorGate

XorGate with multiple input

Information

XorGate with n input values, composed by Xor and sensitive inertial delay.



Parameters

Type	Name	Default	Description
Time	tLH		rise inertial delay [s]
Time	tHL		fall inertial delay [s]
Logic	y0	L.'U'	initial value of output
Integer	n	2	Number of inputs

Connectors

Type	Name	Description
input DigitalInput	x[n]	Connector of Digital input signal vector

output DigitalOutput	y	Connector of Digital output signal
--------------------------------------	---	------------------------------------

Modelica.Electrical.Digital.Gates.XnorGate

XnorGate with multiple input

Information

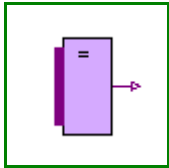
XNorGate with n input values, composed by XNor and sensitive inertial delay.

Parameters

Type	Name	Default	Description
Time	tLH		rise inertial delay [s]
Time	tHL		fall inertial delay [s]
Logic	y0	L.'U'	initial value of output
Integer	n	2	Number of inputs

Connectors

Type	Name	Description
input DigitalInput	x[n]	Connector of Digital input signal vector
output DigitalOutput	y	Connector of Digital output signal



Modelica.Electrical.Digital.Gates.BufGate

BufGate with 1 input value, composed by Not and sensitive inertial delay

Information

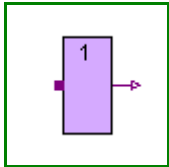
BufGate with 1 input value, composed by Not and sensitive inertial delay.

Parameters

Type	Name	Default	Description
Time	tLH		rise inertial delay [s]
Time	tHL		fall inertial delay [s]
Logic	y0	L.'U'	initial value of output

Connectors

Type	Name	Description
input DigitalInput	x	Connector of Digital input signal
output DigitalOutput	y	Connector of Digital output signal








Modelica.Electrical.Digital.Sources

Time-dependent digital signal sources

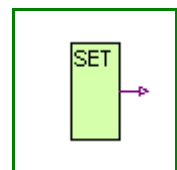
Information

Package Content

Name	Description
 Set	Digital Set Source
 Step	Digital Step Source
 Table	Digital Tabular Source
 Pulse	Digital Pulse Source
 Clock	Digital Clock Source

Modelica.Electrical.Digital.Sources.Set

Digital Set Source



Information

Sets a nine valued digital signal, which is specified by the *setval* parameter.

To specify *setval*, the integer code has to be used.

Code Table

Logic value	Integer code	Meaning
'U'	1	Uninitialized
'X'	2	Forcing Unknown
'0'	3	Forcing 0
'1'	4	Forcing 1
'Z'	5	High Impedance
'W'	6	Weak Unknown
'L'	7	Weak 0
'H'	8	Weak 1
'.'	9	Don't care

If the logic values are imported by

```
import L = Modelica.Electrical.Digital.Interfaces.Logic;
```

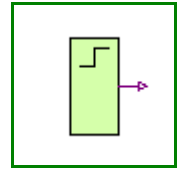
they can be used to specify the parameter, e.g. **L.'0'** for forcing 0.

Parameters

Type	Name	Default	Description
Logic	x		Logic value to be set

Connectors

Type	Name	Description
output DigitalOutput	y	

Modelica.Electrical.Digital.Sources.Step**Digital Step Source****Information**

The step source output signal steps from the value *before* to the value *after* at the time *stepTime*.

To specify the logic value parameters, the integer code has to be used.

Code Table

Logic value	Integer code	Meaning
'U'	1	Uninitialized
'X'	2	Forcing Unknown
'0'	3	Forcing 0
'1'	4	Forcing 1
'Z'	5	High Impedance
'W'	6	Weak Unknown
'L'	7	Weak 0
'H'	8	Weak 1
'.'	9	Don't care

If the logic values are imported by

import L = Modelica.Electrical.Digital.Interfaces.Logic;

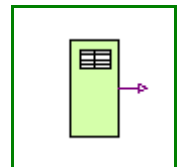
they can be used to specify the parameter, e.g. **L.'0'** for forcing 0.

Parameters

Type	Name	Default	Description
Logic	before		Logic value before step
Logic	after		Logic value after step
Real	stepTime		step time

Connectors

Type	Name	Description
output DigitalOutput	y	

Modelica.Electrical.Digital.Sources.Table**Digital Tabular Source****Information**

The table source output signal *y* steps to the values of the *x* table at the corresponding timepoints in the *t* table.

The initial value is specified by *y0*.

To specify the logic value parameters, the integer code has to be used.

Code Table

Logic value	Integer code	Meaning
'U'	1	Uninitialized

'X'	2	Forcing Unknown
'0'	3	Forcing 0
'1'	4	Forcing 1
'Z'	5	High Impedance
'W'	6	Weak Unknown
'L'	7	Weak 0
'H'	8	Weak 1
'.'	9	Don't care

If the logic values are imported by
import L = Modelica.Electrical.Digital.Interfaces.Logic;
they can be used to specify the parameter, e.g. **L.'0'** for forcing 0.

Parameters

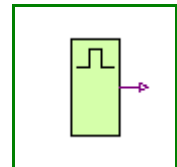
Type	Name	Default	Description
Logic	x[:]	{1}	vector of values
Real	t[size(x, 1)]	{1}	vector of corresponding time points
Logic	y0	L.'U'	initial output value

Connectors

Type	Name	Description
output DigitalOutput	y	

Modelica.Electrical.Digital.Sources.Pulse

Digital Pulse Source



Information

The pulse source forms pulses between the *quiet* value and the *pulse* value. The pulse length *width* is specified in percent of the period length *period*. The number of periods is specified by *nperiod*. If *nperiod* is less than zero, the number of periods is unlimited.

To specify the logic value parameters, the integer code has to be used.

Code Table

Logic value	Integer code	Meaning
'U'	1	Uninitialized
'X'	2	Forcing Unknown
'0'	3	Forcing 0
'1'	4	Forcing 1
'Z'	5	High Impedance
'W'	6	Weak Unknown
'L'	7	Weak 0
'H'	8	Weak 1
'.'	9	Don't care

If the logic values are imported by
import L = Modelica.Electrical.Digital.Interfaces.Logic;
they can be used to specify the parameter, e.g. **L.'0'** for forcing 0.

Parameters

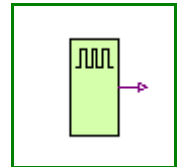
Type	Name	Default	Description
Real	width		Widths of pulses in % of periods
Time	period		Time for one period [s]
Time	startTime		Output = quiet for time < startTime [s]
Logic	pulse		pulsed value
Logic	quiet		quiet value
Integer	nperiod		Number of periods (< 0 means infinite number of periods)

Connectors

Type	Name	Description
output DigitalOutput	y	

Modelica.Electrical.Digital.Sources.Clock

Digital Clock Source



Information

The clock source forms pulses between the '0' value (forcing 0) and the '1' value (forcing 1). The pulse length *width* is specified in percent of the period length *period*. The number of periods is unlimited. The first pulse starts at *startTime*.

The clock source is a special but often used variant of the pulse source.

Parameters

Type	Name	Default	Description
Time	startTime		Output = offset for time < startTime [s]
Time	period		Time for one period [s]
Real	width		Width of pulses in % of period

Connectors



Type	Name	Description
output DigitalOutput	y	Connector of Digital output signal






Modelica.Electrical.Digital.Converters

Converters between 2-,3-,4- and 9-valued logic

Information

Package Content

Name	Description
 LogicToXO1	Conversion to XO1
 LogicToXO1Z	Conversion to XO1Z

 LogicToUX01	Conversion to UX01
 BooleanToLogic	Boolean to Logic converter
 LogicToBoolean	Logic to Boolean converter
 RealToLogic	Real to Logic converter
 LogicToReal	Logic to Real converter

Modelica.Electrical.Digital.Converters.LogicToX01

Conversion to X01



Information

Conversion of a nine valued digital input into a X01 digital output without any delay according to IEEE 1164 To_X01 function.

Conversion Table:

input	output
'U' (coded by 1)	'X' (coded by 2)
'X' (coded by 2)	'X' (coded by 2)
'0' (coded by 3)	'0' (coded by 3)
'1' (coded by 4)	'1' (coded by 4)
'Z' (coded by 5)	'X' (coded by 2)
'W' (coded by 6)	'X' (coded by 2)
'L' (coded by 7)	'0' (coded by 3)
'H' (coded by 8)	'1' (coded by 4)
'-' (coded by 9)	'X' (coded by 2)

If the signal width is greater than 1 this conversion is done for each signal.

Parameters

Type	Name	Default	Description
Integer	n		signal width

Connectors

Type	Name	Description
input DigitalInput	x[n]	
output DigitalOutput	y[n]	

Modelica.Electrical.Digital.Converters.LogicToX01Z

Conversion to X01Z



Information

Conversion of a nine valued digital input into a X01Z digital output without any delay according to IEEE 1164 To_X01Z function.

Conversion Table:

input	output
-------	--------

'U'	(coded by 1)	'X'	(coded by 2)
'X'	(coded by 2)	'X'	(coded by 2)
'0'	(coded by 3)	'0'	(coded by 3)
'1'	(coded by 4)	'1'	(coded by 4)
'Z'	(coded by 5)	'Z'	(coded by 5)
'W'	(coded by 6)	'X'	(coded by 2)
'L'	(coded by 7)	'0'	(coded by 3)
'H'	(coded by 8)	'1'	(coded by 4)
'-'	(coded by 9)	'X'	(coded by 2)

If the signal width is greater than 1 this conversion is done for each signal.

Parameters


Type	Name	Default	Description
Integer	n		signal width

Connectors

Type	Name	Description
input DigitalInput	x[n]	
output DigitalOutput	y[n]	

Modelica.Electrical.Digital.Converters.LogicToUX01

Conversion to UX01



Information

Conversion of a nine valued digital input into a UX01 digital output without any delay according to IEEE 1164 To_UX01 function.

Conversion Table:

input	output
'U' (coded by 1)	'U' (coded by 1)
'X' (coded by 2)	'X' (coded by 2)
'0' (coded by 3)	'0' (coded by 3)
'1' (coded by 4)	'1' (coded by 4)
'Z' (coded by 5)	'X' (coded by 2)
'W' (coded by 6)	'X' (coded by 2)
'L' (coded by 7)	'0' (coded by 3)
'H' (coded by 8)	'1' (coded by 4)
'-' (coded by 9)	'X' (coded by 2)

If the signal width is greater than 1 this conversion is done for each signal.

Parameters

Type	Name	Default	Description
Integer	n		signal width

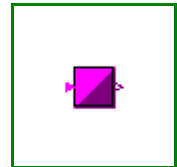
Connectors

Type	Name	Description
------	------	-------------

input DigitalInput	x[n]	
output DigitalOutput	y[n]	

Modelica.Electrical.Digital.Converters.BooleanToLogic

Boolean to Logic converter



Information

Conversion of a Boolean input into a digital output without any delay according to:

input	output
true	'1' (coded by 4)
false	'0' (coded by 3)

If the signal width is greater than 1 this conversion is done for each signal.

Parameters


Type	Name	Default	Description
Integer	n		signal width

Connectors

Type	Name	Description
input BooleanInput	x[n]	
output DigitalOutput	y[n]	

Modelica.Electrical.Digital.Converters.LogicToBoolean

Logic to Boolean converter



Information

Conversion of a digital input into a Boolean output without any delay according to:

input	output
'U' (coded by 1)	false
'X' (coded by 2)	false
'0' (coded by 3)	false
'1' (coded by 4)	true
'Z' (coded by 5)	false
'W' (coded by 6)	false
'L' (coded by 7)	false
'H' (coded by 8)	true
'-' (coded by 9)	false

If the signal width is greater than 1 this conversion is done for each signal.

Parameters

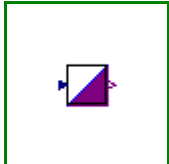
Type	Name	Default	Description
Integer	n		signal width

Connectors

Type	Name	Description
input DigitalInput	x[n]	
output BooleanOutput	y[n]	

Modelica.Electrical.Digital.Converters.RealToLogic

Real to Logic converter



Information

Conversion of a real input into a digital output without any delay according to:

	condition	output
first check:	input greater upp	lupp
second check:	input larger low	llow
	else	lmid

If the signal width is greater than 1 this conversion is done for each signal.

Parameters

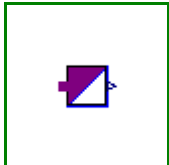
Type	Name	Default	Description
Integer	n		signal width
Real	upper_limit		upper limit
Real	lower_limit		lower limit
Logic	upper_value		output if input > upper_limit
Logic	lower_value		output if input < lower_limit
Logic	middle_value		output else

Connectors

Type	Name	Description
input RealInput	x[n]	
output DigitalOutput	y[n]	

Modelica.Electrical.Digital.Converters.LogicToReal

Logic to Real converter



Information

Conversion of a digital input into a Real output without any delay according to:

	input	output
	'U' (coded by 1)	val_U
	'X' (coded by 2)	val_X
	'0' (coded by 3)	val_0
	'1' (coded by 4)	val_1
	'Z' (coded by 5)	val_Z
	'W' (coded by 6)	val_W
	'L' (coded by 7)	val_L

```

'H'  (coded by 8)    val_H
'-'  (coded by 9)    val_m

```

The values val... are given by parameters.

If the signal width is greater than 1 this conversion is done for each signal.

Parameters

Type	Name	Default	Description
Integer	n		signal width
Real	value_U		value for digital U (uninitialized)
Real	value_X		value for digital X (Forcing Unknown)
Real	value_0		value for digital 0 (Forcing 0)
Real	value_1		value for digital 1 (Forcing 1)
Real	value_Z		value for digital Z (High Impedance)
Real	value_W		value for digital W (Weak Unknown)
Real	value_L		value for digital L (Weak 0)
Real	value_H		value for digital H (Weak 1)
Real	value_m		value for digital m (Don't care)

Connectors

Type	Name	Description
input DigitalInput	x[n]	
output RealOutput	y[n]	

Modelica.Electrical.Machines

Library for electric machines

Information

This package contains components to model electrical machines:

- Examples: test examples
- BasicMachines: basic machine models
- Sensors: sensors, usefull when modelling machines
- SpacePhasors: an independent library for using space phasors
- Interfaces: Space phasor connector and partial machine models

Limitations and assumptions:

- number of phases (of induction machines) is limited to 3, therefore definition as a constant m=3
- phase symmetric windings as well as symmetry of the whole machine structure
- all values are used in physical units, no scaling to p.u. is done
- only basic harmonics (in space) are taken into account
- waveform (with respect to time) of voltages and currents is not restricted
- constant parameters, i.e. no saturation, no skin effect
- no iron losses, eddy currents, friction losses;
only ohmic losses in stator and rotor winding

You may have a look at a short summary of space phasor theory at
<http://www.haumer.at/refimg/SpacePhasors.pdf>

Further development:

- generalizing space phasor theory to m phases with arbitrary spatial angle of the coils
- generalizing space phasor theory to arbitrary number of windings and winding factor of the coils
- MachineModels: other machine types
- effects: saturation, skin-effect, other losses than ohmic, ...

Main Authors:[Anton Haumer](#)

Technical Consulting & Electrical Engineering

A-3423 St.Andrae-Woerden







Austria

email: a.haumer@haumer.at

Copyright © 1998-2007, Modelica Association and Anton Haumer.

*This Modelica package is **free** software; it can be redistributed and/or modified under the terms of the **Modelica license**, see the license conditions and the accompanying **disclaimer** [here](#).*









Package Content







Name	Description
 Examples	Test examples
 BasicMachines	Basic machine models
 Sensors	Sensors for machine modelling
 SpacePhasors	Library with space phasor-models
 Interfaces	SpacePhasor connector and PartialMachines
 Utilities	Library with auxiliary models for testing

Modelica.Electrical.Machines.Examples**Test examples****Information**

This package contains test examples of electric machines.

Package Content

Name	Description
 AIMC_DOL	Test example 1: AsynchronousInductionMachineSquirrelCage direct-on-line
 AIMC_YD	Test example 2: AsynchronousInductionMachineSquirrelCage Y-D
 AIMS_Start	Test example 3: AsynchronousInductionMachineSlipRing
 AIMC_Inverter	Test example 4: AsynchronousInductionMachineSquirrelCage with inverter
 SMR_Inverter	Test example 5: SynchronousInductionMachineReluctanceRotor with inverter
 SMPM_Inverter	Test example 6: PermanentMagnetSynchronousInductionMachine with inverter
 SMEE_Generator	Test example 7: ElectricalExcitedSynchronousInductionMachine as Generator
 DCPM_Start	Test example 8: DC with permanent magnet starting with voltage ramp

 DCEE_Start	Test example 9: DC with electrical excitation starting with voltage ramp
 DCSE_Start	Test example 10: DC with serial excitation starting with voltage ramp
 TransformerTestbench	Transformer Testbench
 Rectifier6pulse	6-pulse rectifier with 1 transformer
 Rectifier12pulse	12-pulse rectifier with 2 transformers
 AIMC_Steinmetz	AsynchronousInductionMachineSquirrelCage Steinmetz-connection

Modelica.Electrical.Machines.Examples.AIMC_DOL

Test example 1: AsynchronousInductionMachineSquirrelCage direct-on-line



Information

1st Test example: Asynchronous induction machine with squirrel cage - direct on line starting

At start time t_{Start} three phase voltage is supplied to the asynchronous induction machine with squirrel cage; the machine starts from standstill, accelerating inertias against load torque quadratic dependent on speed, finally reaching nominal speed.

Simulate for 1.5 seconds and plot (versus time):

- CurrentRMSSensor1.I: stator current RMS
- AIMC1.rpmMechanical: motor's speed
- AIMC1.tauElectrical: motor's torque

Default machine parameters of model *AIM_SquirrelCage* are used.

Parameters

Type	Name	Default	Description
Voltage	VNominal	100	nominal RMS voltage per phase [V]
Frequency	fNominal	50	nominal frequency [Hz]
Time	tStart1	0.1	start time [s]
Torque	TLoad	161.4	nominal load torque [N.m]
AngularVelocity	wLoad	1440.45*2*Modelica.Constants...	nominal load speed [rad/s]
Inertia	JLoad	0.29	load's moment of inertia [kg.m ²]

Modelica.Electrical.Machines.Examples.AIMC_YD

Test example 2: AsynchronousInductionMachineSquirrelCage Y-D



Information

2nd Test example: Asynchronous induction machine with squirrel cage - Y-D starting

At start time t_{Start} three phase voltage is supplied to the asynchronous induction machine with squirrel cage, first star-connected, then delta-connected; the machine starts from standstill, accelerating inertias against load torque quadratic dependent on speed, finally reaching nominal speed.

Simulate for 2.5 seconds and plot (versus time):

- CurrentRMSSensor1.I: stator current RMS
- AIMC1.rpmMechanical: motor's speed
- AIMC1.tauElectrical: motor's torque

Default machine parameters of model *AIM_SquirrelCage* are used.

Parameters

Type	Name	Default	Description
Voltage	VNominal	100	nominal RMS voltage per phase [V]
Frequency	fNominal	50	nominal frequency [Hz]
Time	tStart1	0.1	start time [s]
Time	tStart2	2.0	2nd start time [s]
Torque	TLoad	161.4	nominal load torque [N.m]
AngularVelocity	wLoad	1440.45*2*Modelica.Constants...	nominal load speed [rad/s]
Inertia	JLoad	0.29	load's moment of inertia [kg.m2]

Modelica.Electrical.Machines.Examples.AIMS_Start

Test example 3: AsynchronousInductionMachineSlipRing



Information

3rd Test example: Asynchronous induction machine with slipring rotor - resistance starting

At start time tStart1 three phase voltage is supplied to the asynchronous induction machine with sliprings; the machine starts from standstill, accelerating inertias against load torque quadratic dependent on speed, using a starting resistance. At time tStart2 external rotor resistance is shortened, finally reaching nominal speed. Simulate for 1.5 seconds and plot (versus time):

- CurrentRMSSensor1.I: stator current RMS
- AIMS1.rpmMechanical: motor's speed
- AIMS1.tauElectrical: motor's torque

Default machine parameters of model *AIM_SlipRing* are used.

Parameters

Type	Name	Default	Description
Voltage	VNominal	100	nominal RMS voltage per phase [V]
Frequency	fNominal	50	nominal frequency [Hz]
Time	tStart1	0.1	1st start time [s]
Resistance	Rstart	0.16	starting resistance [Ohm]
Time	tStart2	1.0	2nd start time [s]
Torque	TLoad	161.4	nominal load torque [N.m]
AngularVelocity	wLoad	1440.45*2*Modelica.Constants...	nominal load speed [rad/s]
Inertia	JLoad	0.29	load's moment of inertia [kg.m2]

Modelica.Electrical.Machines.Examples.AIMC_Inverter

Test example 4: AsynchronousInductionMachineSquirrelCage with inverter



Information

4th Test example: Asynchronous induction machine with squirrel cage fed by an ideal inverter

An ideal frequency inverter is modeled by using a VfController and a threephase SignalVoltage.

Frequency is raised by a ramp, causing the asynchronous induction machine with squirrel cage to start, and accelerating inertias.

At time tStep a load step is applied.

Simulate for 1.5 seconds and plot (versus time):

- CurrentRMSSensor1.I: stator current RMS
- AIMC1.rpmMechanical: motor's speed
- AIMC1.tauElectrical: motor's torque

Default machine parameters of model *AIM_SquirrelCage* are used.

Parameters

Type	Name	Default	Description
Voltage	VNominal	100	nominal RMS voltage per phase [V]
Frequency	fNominal	50	nominal frequency [Hz]
Frequency	f	50	actual frequency [Hz]
Time	tRamp	1	frequency ramp [s]
Torque	TLoad	161.4	nominal load torque [N.m]
Time	tStep	1.2	time of load torque step [s]
Inertia	JLoad	0.29	load's moment of inertia [kg.m ²]

Modelica.Electrical.Machines.Examples.SMR_Inverter

Test example 5: SynchronousInductionMachineReluctanceRotor with inverter



Information

5th Test example: Synchronous induction machine with reluctance rotor fed by an ideal inverter

An ideal frequency inverter is modeled by using a VfController and a threephase SignalVoltage.

Frequency is raised by a ramp, causing the reluctance machine to start, and accelerating inertias.

At time tStep a load step is applied.

Simulate for 1.5 seconds and plot (versus time):

- CurrentRMSSensor1.I: stator current RMS
- SMRD1.rpmMechanical: motor's speed
- SMRD1.tauElectrical: motor's torque
- RotorDisplacementAngle.rotorDisplacementAngle: rotor displacement angle

Default machine parameters of model *SM_ReluctanceRotor* are used.

Parameters

Type	Name	Default	Description
Voltage	VNominal	100	nominal RMS voltage per phase [V]
Frequency	fNominal	50	nominal frequency [Hz]
Frequency	f	50	actual frequency [Hz]
Time	tRamp	1	frequency ramp [s]
Torque	TLoad	46	nominal load torque [N.m]
Time	tStep	1.2	time of load torque step [s]
Inertia	JLoad	0.29	load's moment of inertia [kg.m ²]

Modelica.Electrical.Machines.Examples.SMPM_Inverter

Test example 6: PermanentMagnetSynchronousInductionMachine with inverter



Information

6th Test example: Permanent magnet synchronous induction machine fed by an ideal inverter

An ideal frequency inverter is modeled by using a VfController and a threephase SignalVoltage.

Frequency is raised by a ramp, causing the permanent magnet synchronous induction machine to start, and accelerating inertias.

At time tStep a load step is applied.

Simulate for 1.5 seconds and plot (versus time):

- CurrentRMSSensor1.I: stator current RMS
- PMSMD1.rpmMechanical: motor's speed
- PMSMD1.tauElectrical: motor's torque
- RotorDisplacementAngle.rotorDisplacementAngle: rotor displacement angle

Default machine parameters of model *SM_PermanentMagnet* are used.

In practice it is nearly impossible to drive a PMSMD without current controller.

Parameters

Type	Name	Default	Description
Voltage	VNominal	100	nominal RMS voltage per phase [V]
Frequency	fNominal	50	nominal frequency [Hz]
Frequency	f	50	actual frequency [Hz]
Time	tRamp	1	frequency ramp [s]
Torque	TLoad	181.4	nominal load torque [N.m]
Time	tStep	1.2	time of load torque step [s]
Inertia	JLoad	0.29	load's moment of inertia [kg.m ²]

Modelica.Electrical.Machines.Examples.SMEE_Generator

Test example 7: ElectricalExcitedSynchronousInductionMachine as Generator



Information

7th Test example: Electrical excited synchronous induction machine as generator

An electrically excited synchronous generator is connected to the grid and driven with constant speed. Since speed is slightly smaller than synchronous speed corresponding to mains frequency, rotor angle is very slowly increased. This allows to see several characteristics dependent on rotor angle. Simulate for 30 seconds and plot (versus RotorDisplacementAngle1.rotorDisplacementAngle):

- SMEED1.tauElectrical
- CurrentRMSSensor1.I
- ElectricalPowerSensor1.P
- ElectricalPowerSensor1.Q
- MechanicalPowerSensor1.P

Default machine parameters of model *SM_ElectricalExcited* are used.

Parameters

Type	Name	Default	Description
------	------	---------	-------------

Voltage	VNominal	100	nominal RMS voltage per phase [V]
Frequency	fNominal	50	nominal frequency [Hz]
AngularVelocity	wActual	$1499 \cdot 2 \cdot \text{Modelica.Constants.pi} \dots$	actual speed [rad/s]
Current	Ie	19	excitation current [A]
Current	Ie0	10	initial excitation current [A]
Angle	gamma0	0	initial rotor displacement angle [rad]

Modelica.Electrical.Machines.Examples.DCPM_Start

Test example 8: DC with permanent magnet starting with voltage ramp



Information

8th Test example: Permanent magnet DC machine started with an armature voltage ramp

A voltage ramp is applied to the armature, causing the DC machine to start, and accelerating inertias. At time tStep a load step is applied.

Simulate for 2 seconds and plot (versus time):

- DCPM1.ia: armature current
- DCPM1.rpmMechanical: motor's speed
- DCPM1.tauElectrical: motor's torque

Default machine parameters of model *DC_PermanentMagnet* are used.

Parameters

Type	Name	Default	Description
Voltage	Va	100	actual armature voltage [V]
Time	tStart	0.2	armature voltage ramp [s]
Time	tRamp	0.8	armature voltage ramp [s]
Torque	TLoad	63.66	nominal load torque [N.m]
Time	tStep	1.5	time of load torque step [s]
Inertia	JLoad	0.15	load's moment of inertia [kg.m ²]

Modelica.Electrical.Machines.Examples.DCEE_Start

Test example 9: DC with electrical excitation starting with voltage ramp



Information

9th Test example: Electrically separate excited DC machine started with an armature voltage ramp

A voltage ramp is applied to the armature, causing the DC machine to start, and accelerating inertias.

At time tStep a load step is applied.

Simulate for 2 seconds and plot (versus time):

- DCEE1.ia: armature current
- DCEE1.rpmMechanical: motor's speed
- DCEE1.tauElectrical: motor's torque
- DCEE1.ie: excitation current

Default machine parameters of model *DC_ElectricalExcited* are used.

Parameters

Type	Name	Default	Description
Voltage	Va	100	actual armature voltage [V]
Time	tStart	0.2	armature voltage ramp [s]
Time	tRamp	0.8	armature voltage ramp [s]
Voltage	Ve	100	actual excitation voltage [V]
Torque	TLoad	63.66	nominal load torque [N.m]
Time	tStep	1.5	time of load torque step [s]
Inertia	JLoad	0.15	load's moment of inertia [kg.m2]

Modelica.Electrical.Machines.Examples.DCSE_Start

Test example 10: DC with serial excitation starting with voltage ramp



Information

10th Test example: Series excited DC machine started with an armature voltage ramp

A voltage ramp is applied to the armature, causing the DC machine to start, and accelerating inertias against load torque quadratic dependent on speed, finally reaching nominal speed.

Simulate for 2 seconds and plot (versus time):

- DCSE1.ia: armature current
- DCSE1.rpmMechanical: motor's speed
- DCSE1.tauElectrical: motor's torque

Default machine parameters of model *DC_SeriesExcited* are used.

Parameters

Type	Name	Default	Description
Voltage	Va	100	actual armature voltage [V]
Time	tStart	0.2	armature voltage ramp [s]
Time	tRamp	0.8	armature voltage ramp [s]
Torque	TLoad	63.66	nominal load torque [N.m]
AngularVelocity	wLoad	1410*2*Modelica.Constants.pi...	nominal load speed [rad/s]
Inertia	JLoad	0.15	load's moment of inertia [kg.m2]

Modelica.Electrical.Machines.Examples.TransformerTestbench

Transformer Testbench



Information

Transformer testbench:

You may choose different connections as well as vary the load (even not symmetrical).

Please pay attention to proper grounding of the primary and secondary part of the whole circuit.

The primary and secondary starpoint are available as connectors, if the connection is not delta (D or d).

In some cases it may be necessary to ground the transformer's starpoint even though the source's or load's starpoint are grounded; you may use a reasonable high earthing resistance.

Parameters

Type	Name	Default	Description
Resistance	RL[3]	fill(1/3, 3)	Load resistance [Ohm]

Modelica.Electrical.Machines.Examples.Rectifier6pulse**6-pulse rectifier with 1 transformer****Information**

Test example with multiphase components:

Star-connected voltage source feeds via a transformer a diode bridge rectifier with a DC burden.

Using $f=50$ Hz, simulate for 0.1 seconds (5 periods) and compare voltages and currents of source and DC burden, neglecting initial transient.

Parameters

Type	Name	Default	Description
Voltage	V	$100 \cdot \sqrt{2/3}$	Amplitude of star-voltage [V]
Frequency	f	50	Frequency [Hz]
Resistance	RL	0.4	Load resistance [Ohm]
Capacitance	C	0.005	Total DC-capacitance [F]
Voltage	VC0	$\sqrt{3} \cdot V$	Initial voltage of capacitance [V]

Modelica.Electrical.Machines.Examples.Rectifier12pulse**12-pulse rectifier with 2 transformers****Information**

Test example with multiphase components:

Star-connected voltage source feeds via two transformers (Dd0 and Dy1) two diode bridge rectifiers with a single DC burden.

Using $f=50$ Hz, simulate for 0.1 seconds (5 periods) and compare voltages and currents of source and DC burden, neglecting initial transient.

Parameters

Type	Name	Default	Description
Voltage	V	$100 \cdot \sqrt{2/3}$	Amplitude of star-voltage [V]
Frequency	f	50	Frequency [Hz]
Resistance	RL	0.2	Load resistance [Ohm]
Capacitance	C	0.005	Total DC-capacitance [F]
Voltage	VC0	$\sqrt{3} \cdot V$	Initial voltage of capacitance [V]

Modelica.Electrical.Machines.Examples.AIMC_Steinmetz**AsynchronousInductionMachineSquirrelCage Steinmetz-connection**

Information

Asynchronous induction machine with squirrel cage - Steinmetz-connection

At start time t_{Start} single phase voltage is supplied to the asynchronous induction machine with squirrel cage; the machine starts from standstill, accelerating inertias against load torque quadratic dependent on speed, finally reaching nominal speed.

Default machine parameters of model *AIM_SquirrelCage* are used.

Parameters

Type	Name	Default	Description
Voltage	VNominal	100	nominal RMS voltage per phase [V]
Frequency	fNominal	50	nominal frequency [Hz]
Time	tStart1	0.1	start time [s]
Capacitance	Cr	0.0035	motor's running capacitor [F]
Capacitance	Cs	5*Cr	motor's (additional) starting capacitor [F]
AngularVelocity	wSwitch	$1350 \cdot 2 \cdot \text{Modelica.Constants.pi} \cdot$.	speed for switching off the starting capacitor [rad/s]
Torque	TLoad	$2/3 \cdot 161.4$	nominal load torque [N.m]
AngularVelocity	wLoad	$1462.5 \cdot 2 \cdot \text{Modelica.Constants} \cdot$.	nominal load speed [rad/s]
Inertia	JLoad	0.29	load's moment of inertia [kg.m ²]

Modelica.Electrical.Machines.BasicMachines

Basic machine models






Information

This package contains components for modeling electrical machines, specially threephase induction machines, based on space phasor theory:

- package AsynchronousInductionMachines: models of three phase asynchronous induction machines
- package SynchronousInductionMachines: models of three phase synchronous induction machines
- package DCMachines: models of DC machines with different excitation
- package Transformers: Threephase transformers (see detailed documentation in subpackage)
- package Components: components for modeling machines and transformers

The induction machine models use package SpacePhasors.

Package Content

Name	Description
 AsynchronousInductionMachines	Models of asynchronous induction machines
 SynchronousInductionMachines	Models of synchronous induction machines
 DCMachines	Models of DC machines
 Transformers	Library for technical 3phase transformers
 Components	Machine components like AirGaps

Modelica.Electrical.Machines.BasicMachines.AsynchronousInductionMachines

Models of asynchronous induction machines



Information

This package contains models of asynchronous induction machines, based on space phasor theory:

- AIM_SquirrelCage: asynchronous induction machine with squirrel cage
- AIM_SlipRing: asynchronous induction machine with wound rotor

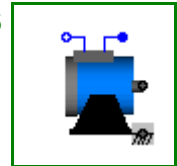
These models use package SpacePhasors.

Package Content

Name	Description
 AIM_SquirrelCage	Asynchronous induction machine with squirrel cage rotor
 AIM_SlipRing	Asynchronous induction machine with slipring rotor

Modelica.Electrical.Machines.BasicMachines.AsynchronousInductionMachines.AIM_SquirrelCage

Asynchronous induction machine with squirrel cage rotor



Information

Model of a three phase asynchronous induction machine with squirrel cage.

Resistance and stray inductance of stator is modeled directly in stator phases, then using space phasor transformation. Resistance and stray inductance of rotor's squirrel cage is modeled in two axis of the rotor-fixed coordinate system. Both together connected via a stator-fixed *AirGap* model. Only losses in stator and rotor resistance are taken into account.

Default values for machine's parameters (a realistic example) are:

number of pole pairs p	2	
stator's moment of inertia	0.29	kg.m ²
rotor's moment of inertia	0.29	kg.m ²
nominal frequency f_{Nominal}	50	Hz
nominal voltage per phase	100	V RMS
nominal current per phase	100	A RMS
nominal torque	161.4	Nm
nominal speed	1440.45	rpm
nominal mechanical output	24.346	kW
efficiency	92.7	%
power factor	0.875	
stator resistance	0.03	Ohm per phase in warm condition
rotor resistance	0.04	Ohm in warm condition
stator reactance X_s	3	Ohm per phase
rotor reactance X_r	3	Ohm
total stray coefficient σ	0.0667	

These values give the following inductances, assuming equal stator and rotor stray

inductances:

stator stray inductance per phase	$X_s * (1 - \sqrt{1 - \sigma}) / (2 * \pi * f_{Nominal})$
rotor stray inductance	$X_r * (1 - \sqrt{1 - \sigma}) / (2 * \pi * f_{Nominal})$
main field inductance per phase	$\sqrt{X_s * X_r * (1 - \sigma)} / (2 * \pi * f_{Nominal})$

Parameters

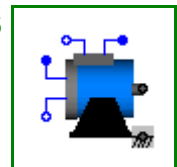
Type	Name	Default	Description
Inertia	Jr	Jr(start=0.29)	rotor's moment of inertia [kg.m2]
Boolean	useSupport	false	enable / disable (=fixed stator) support
Inertia	Js		stator's moment of inertia [kg.m2]
Integer	p		number of pole pairs (Integer)
Frequency	fsNominal		nominal frequency [Hz]
Current	idq_ss[2]	airGapS.i_ss	stator space phasor current / stator fixed frame [A]
Current	idq_sr[2]	airGapS.i_sr	stator space phasor current / rotor fixed frame [A]
Current	idq_rs[2]	airGapS.i_rs	rotor space phasor current / stator fixed frame [A]
Current	idq_rr[2]	airGapS.i_rr	rotor space phasor current / rotor fixed frame [A]
Nominal resistances and inductances			
Resistance	Rs		warm stator resistance per phase [Ohm]
Inductance	Lssigma		stator stray inductance per phase [H]
Inductance	Lm		main field inductance [H]
Inductance	Lrsigma		rotor stray inductance (equivalent three phase winding) [H]
Resistance	Rr		warm rotor resistance (equivalent three phase winding) [Ohm]

Connectors

Type	Name	Description
Flange_a	flange	
Flange_a	support	support at which the reaction torque is acting
PositivePlug	plug_sp	
NegativePlug	plug_sn	

Modelica.Electrical.Machines.BasicMachines.AsynchronousInductionMachines.AIM_SlipRing

Asynchronous induction machine with slipping rotor



Information

Model of a three phase asynchronous induction machine with slipping rotor.

Resistance and stray inductance of stator and rotor are modeled directly in stator respectively rotor phases, then using space phasor transformation and a stator-fixed *AirGap* model. Only losses in stator and rotor resistance are taken into account.

Default values for machine's parameters (a realistic example) are:

number of pole pairs p 2

stator's moment of inertia	0.29	kg.m2
rotor's moment of inertia	0.29	kg.m2
nominal frequency fNominal	50	Hz
nominal voltage per phase	100	V RMS
nominal current per phase	100	A RMS
nominal torque	161.4	Nm
nominal speed	1440.45	rpm
nominal mechanical output	24.346	kW
efficiency	92.7	%
power factor	0.875	
stator resistance	0.03	Ohm per phase in warm condition
rotor resistance	0.04	Ohm per phase in warm condition
stator reactance Xs	3	Ohm per phase
rotor reactance Xr	3	Ohm per phase
total stray coefficient sigma	0.0667	
turnsRatio	1	effective ratio of stator and rotor current (ws*xis) / (wr*xir)

These values give the following inductances:

stator stray inductance per phase	$X_s * (1 - \sqrt{1 - \sigma}) / (2 * \pi * f_{Nominal})$
rotor stray inductance	$X_r * (1 - \sqrt{1 - \sigma}) / (2 * \pi * f_{Nominal})$
main field inductance per phase	$\sqrt{X_s * X_r * (1 - \sigma)} / (2 * \pi * f)$

Parameter turnsRatio could be obtained from the following relationship at standstill with open rotor circuit at nominal voltage and nominal frequency, using the locked-rotor voltage VR, no-load stator current I0 and powerfactor PF0:

$$\text{turnsRatio} * \underline{V}_R = \underline{V}_s - (R_s + j X_{s,\sigma}) I_0$$

Parameters

Type	Name	Default	Description
Inertia	Jr	Jr(start=0.29)	rotor's moment of inertia [kg.m2]
Boolean	useSupport	false	enable / disable (=fixed stator) support
Inertia	Js		stator's moment of inertia [kg.m2]
Integer	p		number of pole pairs (Integer)
Frequency	fsNominal		nominal frequency [Hz]
Current	idq_ss[2]	airGapS.i_ss	stator space phasor current / stator fixed frame [A]
Current	idq_sr[2]	airGapS.i_sr	stator space phasor current / rotor fixed frame [A]
Current	idq_rs[2]	airGapS.i_rs	rotor space phasor current / stator fixed frame [A]
Current	idq_rr[2]	airGapS.i_rr	rotor space phasor current / rotor fixed frame [A]
Boolean	useTurnsRatio		use turnsRatio or calculate from locked-rotor voltage?
Real	turnsRatio		(ws*xis) / (wr*xir)
Voltage	VsNominal		nominal stator voltage per phase [V]
Voltage	VrLockedRotor		locked-rotor voltage per phase [V]
Nominal resistances and inductances			
Resistance	Rs		warm stator resistance per phase [Ohm]

Inductance	Lsigma		stator stray inductance per phase [H]
Inductance	Lm		main field inductance [H]
Inductance	Lrsigma		rotor stray inductance per phase [H]
Resistance	Rr		warm rotor resistance per phase [Ohm]

Connectors

Type	Name	Description
Flange_a	flange	
Flange_a	support	support at which the reaction torque is acting
PositivePlug	plug_sp	
NegativePlug	plug_sn	
PositivePlug	plug_rp	
NegativePlug	plug_rn	

Modelica.Electrical.Machines.BasicMachines.SynchronousInductionMachines

Models of synchronous induction machines

Information

This package contains models of synchronous induction machines, based on space phasor theory:




- SM_PermanentMagnet: synchronous induction machine with permanent magnet excitation, with damper cage
- SM_ElectricalExcited: synchronous induction machine with electrical excitation and damper cage
- SM_ReluctanceRotor: induction machine with reluctance rotor and damper cage
i.e. a squirrel cage rotor with magnetic poles due to different airgap width

These models use package SpacePhasors.

Please keep in mind:

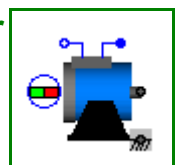
- We keep the same reference system as for motors, i.e.:
Positive RotorDisplacementAngle means acting as motor,
with positive electric power consumption and positive mechanical power output.
- $\text{ElectricalAngle} = p * \text{MechanicalAngle}$
- real axis = d-axis
imaginary= q-axis
- Voltage induced by the magnet wheel (d-axis) is located in the q-axis.

Package Content

Name	Description
 SM_PermanentMagnet	Permanent magnet synchronous induction machine
 SM_ElectricalExcited	Electrical excited synchronous induction machine with damper cage
 SM_ReluctanceRotor	Synchronous induction machine with reluctance rotor and damper cage

Modelica.Electrical.Machines.BasicMachines.SynchronousInductionMachines.SM_PermanentMagnet

Permanent magnet synchronous induction machine



Information

Model of a three phase permanent magnet synchronous induction machine.

Resistance and stray inductance of stator is modeled directly in stator phases, then using space phasor transformation and a rotor-fixed *AirGap* model. Resistance and stray inductance of rotor's squirrel cage is modeled in two axis of the rotor-fixed coordinate system. Permanent magnet excitation is modelled by a constant equivalent excitation current feeding the d-axis. Only losses in stator and damper resistance are taken into account.

Whether a damper cage is present or not, can be selected with Boolean parameter useDamperCage (default = true).

Default values for machine's parameters (a realistic example) are:

number of pole pairs p	2	
stator's moment of inertia	0.29	kg.m2
rotor's moment of inertia	0.29	kg.m2
nominal frequency fNominal	50	Hz
nominal voltage per phase	100	V RMS
no-load voltage per phase	112.3	V RMS @ nominal speed
nominal current per phase	100	A RMS
nominal torque	181.4	Nm
nominal speed	1500	rpm
nominal mechanical output	28.5	kW
nominal rotor angle	20.75	degree
efficiency	95.0	%
power factor	0.98	
stator resistance	0.03	Ohm per phase in warm condition
stator reactance Xd	0.4	Ohm per phase in d-axis
stator reactance Xq	0.4	Ohm per phase in q-axis
stator stray reactance Xss	0.1	Ohm per phase
damper resistance in d-axis	0.04	Ohm in warm condition
damper resistance in q-axis	same as d-axis	
damper stray reactance in d-axis XDds	0.05	Ohm
damper stray reactance in q-axis XDqs	same as d-axis	

These values give the following inductances:

main field inductance in d-axis	$(X_d - X_{ss}) / (2 \cdot \pi \cdot f_{Nominal})$
main field inductance in q-axis	$(X_q - X_{ss}) / (2 \cdot \pi \cdot f_{Nominal})$
stator stray inductance per phase	$X_{ss} / (2 \cdot \pi \cdot f_{Nominal})$
damper stray inductance in d-axis	$X_{Dds} / (2 \cdot \pi \cdot f_{Nominal})$
damper stray inductance in q-axis	$X_{Dqs} / (2 \cdot \pi \cdot f_{Nominal})$

Parameters

Type	Name	Default	Description
Inertia	Jr	Jr(start=0.29)	rotor's moment of inertia [kg.m2]
Boolean	useSupport	false	enable / disable (=fixed stator) support
Inertia	Js		stator's moment of inertia [kg.m2]
Integer	p		number of pole pairs (Integer)
Frequency	fsNominal		nominal frequency [Hz]
Current	idq_ss[2]	airGapR.i_ss	stator space phasor current / stator fixed frame [A]
Current	idq_sr[2]	airGapR.i_sr	stator space phasor current / rotor fixed frame [A]

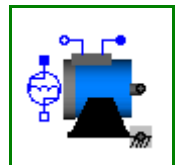
Current	idq_rs[2]	airGapR.i_rs	rotor space phasor current / stator fixed frame [A]
Current	idq_rr[2]	airGapR.i_rr	rotor space phasor current / rotor fixed frame [A]
Nominal resistances and inductances			
Resistance	Rs		warm stator resistance per phase [Ohm]
Inductance	Lsigma.start	$0.1/(2*\pi*f_{sNominal})$	stator stray inductance per phase [H]
Inductance	Lmd		main field inductance in d-axis [H]
Inductance	Lmq		main field inductance in q-axis [H]
Excitation			
Voltage	VsOpenCircuit		open circuit RMS voltage per phase @ fNominal [V]
DamperCage			
Boolean	useDamperCage		enable / disable damper cage
Inductance	Lrsigmad		damper stray inductance in d-axis [H]
Inductance	Lrsigmaq	Lrsigmad	damper stray inductance in q-axis [H]
Resistance	Rrd		warm damper resistance in d-axis [Ohm]
Resistance	Rrq	Rrd	warm damper resistance in q-axis [Ohm]

Connectors

Type	Name	Description
Flange_a	flange	
Flange_a	support	support at which the reaction torque is acting
PositivePlug	plug_sp	
NegativePlug	plug_sn	

Modelica.Electrical.Machines.BasicMachines.SynchronousInductionMachines.SM_ElectricalExcited

Electrical excited synchronous induction machine with damper cage



Information

Model of a three phase electrical excited synchronous induction machine with damper cage.

Resistance and stray inductance of stator is modeled directly in stator phases, then using space phasor transformation and a rotor-fixed *AirGap* model. Resistance and stray inductance of rotor's squirrel cage is modeled in two axis of the rotor-fixed coordinate system. Electrical excitation is modelled by converting excitation current and voltage to d-axis space phasors. Only losses in stator, damper and excitation resistance are taken into account.

Whether a damper cage is present or not, can be selected with Boolean parameter useDamperCage (default = true).

Default values for machine's parameters (a realistic example) are:

number of pole pairs p	2	
stator's moment of inertia	0.29	kg.m2
rotor's moment of inertia	0.29	kg.m2
nominal frequency fNominal	50	Hz
nominal voltage per phase	100	V RMS
no-load excitation current @ nominal voltage and frequency	10	A DC
warm excitation resistance	2.5	Ohm

nominal current per phase	100	A RMS
nominal apparent power	-30000	VA
power factor	-1.0	ind./cap.
nominal excitation current	19	A
efficiency w/o excitation	97.1	%
nominal torque	-196.7	Nm
nominal speed	1500	rpm
nominal rotor angle	-57.23	degree
stator resistance	0.03	Ohm per phase in warm condition
stator reactance Xd	1.6	Ohm per phase in d-axis
giving Kc	0.625	
stator reactance Xq	1.6	Ohm per phase in q-axis
stator stray reactance Xss	0.1	Ohm per phase
damper resistance in d-axis	0.04	Ohm in warm condition
damper resistance in q-axis	same as d-axis	
damper stray reactance in d-axis XDds	0.1	Ohm
damper stray reactance in q-axis XDqs	same as d-axis	
excitation stray inductance	2.5	% of total excitation inductance
These values give the following inductances:		
main field inductance in d-axis	$(X_d - X_{ss}) / (2 \cdot \pi \cdot f_{Nominal})$	
main field inductance in q-axis	$(X_q - X_{ss}) / (2 \cdot \pi \cdot f_{Nominal})$	
stator stray inductance per phase	$X_{ss} / (2 \cdot \pi \cdot f_{Nominal})$	
damper stray inductance in d-axis	$XD_{ds} / (2 \cdot \pi \cdot f_{Nominal})$	
damper stray inductance in q-axis	$XD_{qs} / (2 \cdot \pi \cdot f_{Nominal})$	

Parameters

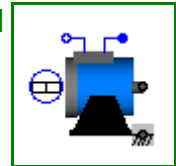
Type	Name	Default	Description
Inertia	Jr	Jr(start=0.29)	rotor's moment of inertia [kg.m ²]
Boolean	useSupport	false	enable / disable (=fixed stator) support
Inertia	Js		stator's moment of inertia [kg.m ²]
Integer	p		number of pole pairs (Integer)
Frequency	fsNominal		nominal frequency [Hz]
Current	idq_ss[2]	airGapR.i_ss	stator space phasor current / stator fixed frame [A]
Current	idq_sr[2]	airGapR.i_sr	stator space phasor current / rotor fixed frame [A]
Current	idq_rs[2]	airGapR.i_rs	rotor space phasor current / stator fixed frame [A]
Current	idq_rr[2]	airGapR.i_rr	rotor space phasor current / rotor fixed frame [A]
Nominal resistances and inductances			
Resistance	Rs		warm stator resistance per phase [Ohm]
Inductance	Lssigma.start	0.1 / (2*pi*fsNominal)	stator stray inductance per phase [H]
Inductance	Lmd		main field inductance in d-axis [H]
Inductance	Lmq		main field inductance in q-axis [H]
DamperCage			
Boolean	useDamperCage		enable / disable damper cage
Inductance	Lrsigmad		damper stray inductance in d-axis [H]

Inductance	Lrsigmaq	Lrsigmatd	damper stray inductance in q-axis [H]
Resistance	Rrd		warm damper resistance in d-axis [Ohm]
Resistance	Rrq	Rrd	warm damper resistance in q-axis [Ohm]
Excitation			
Voltage	VsNominal		nominal stator RMS voltage per phase [V]
Current	IeOpenCircuit		open circuit excitation current @ nominal voltage and frequency [A]
Resistance	Re		warm excitation resistance [Ohm]
Real	sigmaae		stray fraction of total excitation inductance

Connectors

Type	Name	Description
Flange_a	flange	
Flange_a	support	support at which the reaction torque is acting
PositivePlug	plug_sp	
NegativePlug	plug_sn	
PositivePin	pin_ep	
NegativePin	pin_en	

Modelica.Electrical.Machines.BasicMachines.SynchronousInductionMachines.SM_ReluctanceRotor



Synchronous induction machine with reluctance rotor and damper cage

Information

Model of a three phase synchronous induction machine with reluctance rotor and damper cage.

Resistance and stray inductance of stator is modeled directly in stator phases, then using space phasor transformation. Resistance and stray inductance of rotor's squirrel cage is modeled in two axis of the rotor-fixed coordinate system. Both together connected via a rotor-fixed *AirGap* model. Only losses in stator and rotor resistance are taken into account.

Whether a damper cage is present or not, can be selected with Boolean parameter *useDamperCage* (default = true).

Default values for machine's parameters (a realistic example) are:

number of pole pairs <i>p</i>	2	
stator's moment of inertia	0.29	kg.m2
rotor's moment of inertia	0.29	kg.m2
nominal frequency <i>fNominal</i>	50	Hz
nominal voltage per phase	100	V RMS
nominal current per phase	50	A RMS
nominal torque	46	Nm
nominal speed	1500	rpm
nominal mechanical output	7.23	kW
efficiency	96.98	%
power factor	0.497	
stator resistance	0.03	Ohm per phase in warm condition
rotor resistance in d-axis	0.04	Ohm in warm condition

rotor resistance in q-axis	same as d-axis	
stator reactance Xsd in d-axis	3	Ohm per phase
stator reactance Xsq in q-axis	1	Ohm
stator stray reactance Xss	0.1	Ohm per phase
rotor stray reactance in d-axis Xrds	0.1	Ohm per phase
rotor stray reactance in q-axis Xrqs	same as d-axis	
These values give the following inductances:		
stator stray inductance per phase	$X_{ss}/(2\pi f_{Nominal})$	
rotor stray inductance in d-axis	$X_{rds}/(2\pi f_{Nominal})$	
rotor stray inductance in q-axis	$X_{rqs}/(2\pi f_{Nominal})$	
main field inductance per phase in d-axis	$(X_{sd}-X_{ss})/(2\pi f_{Nominal})$	
main field inductance per phase in q-axis	$(X_{sq}-X_{ss})/(2\pi f_{Nominal})$	

Parameters

Type	Name	Default	Description
Inertia	Jr	Jr(start=0.29)	rotor's moment of inertia [kg.m2]
Boolean	useSupport	false	enable / disable (=fixed stator) support
Inertia	Js		stator's moment of inertia [kg.m2]
Integer	p		number of pole pairs (Integer)
Frequency	fsNominal		nominal frequency [Hz]
Current	idq_ss[2]	airGapR.i_ss	stator space phasor current / stator fixed frame [A]
Current	idq_sr[2]	airGapR.i_sr	stator space phasor current / rotor fixed frame [A]
Current	idq_rs[2]	airGapR.i_rs	rotor space phasor current / stator fixed frame [A]
Current	idq_rr[2]	airGapR.i_rr	rotor space phasor current / rotor fixed frame [A]
Nominal resistances and inductances			
Resistance	Rs		warm stator resistance per phase [Ohm]
Inductance	Lssigma.start	$0.1/(2\pi f_{sNominal})$	stator stray inductance per phase [H]
Inductance	Lmd		main field inductance in d-axis [H]
Inductance	Lmq		main field inductance in q-axis [H]
DamperCage			
Boolean	useDamperCage		enable / disable damper cage
Inductance	Lrsigmad		damper stray inductance in d-axis [H]
Inductance	Lrsigmaq	Lrsigmad	damper stray inductance in q-axis [H]
Resistance	Rrd		warm damper resistance in d-axis [Ohm]
Resistance	Rrq	Rrd	warm damper resistance in q-axis [Ohm]

Connectors

Type	Name	Description
Flange_a	flange	
Flange_a	support	support at which the reaction torque is acting
PositivePlug	plug_sp	
NegativePlug	plug_sn	

Modelica.Electrical.Machines.BasicMachines.DCMachines




Models of DC machines

Information

This package contains models of DC machines:

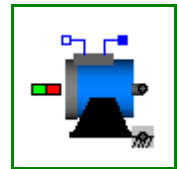
- DC_PermanentMagnet: DC machine with permanent magnet excitation
- DC_ElectricalExcited: DC machine with electrical shunt or separate excitation
- DC_SeriesExcited: DC machine with series excitation

Package Content

Name	Description
 DC_PermanentMagnet	Permanent magnet DC machine
 DC_ElectricalExcited	Electrical shunt/separate excited linear DC machine
 DC_SeriesExcited	Series excited linear DC machine

Modelica.Electrical.Machines.BasicMachines.DCMachines.DC_PermanentMagnet

Permanent magnet DC machine



Information

Model of a DC Machine with Permanent magnet.

Armature resistance and inductance are modeled directly after the armature pins, then using a *AirGapDC* model. Permanent magnet excitation is modelled by a constant equivalent excitation current feeding AirGapDC. Only losses in armature resistance are taken into account. No saturation is modelled.

Default values for machine's parameters (a realistic example) are:

stator's moment of inertia	0.29	kg.m2
rotor's moment of inertia	0.15	kg.m2
nominal armature voltage	100	V
nominal armature current	100	A
nominal speed	1425	rpm
nominal torque	63.66	Nm
nominal mechanical output	9.5	kW
efficiency	95.0	%
armature resistance	0.05	Ohm in warm condition
armature inductance	0.0015	H

Armature resistance resp. inductance include resistance resp. inductance of commutating pole winding and compensation windig, if present.

Parameters

Type	Name	Default	Description
Inertia	Jr	Jr(start=0.15)	rotor's moment of inertia [kg.m2]
Boolean	useSupport	false	enable / disable (=fixed stator) support
Inertia	Js		stator's moment of inertia [kg.m2]
Real	turnsRatio	(VaNominal - Ra*IaNominal)/(...	ratio of armature turns over number of turns of the excitation winding

Nominal parameters			
Voltage	VaNominal		nominal armature voltage [V]
Current	IaNominal		nominal armature current [A]
AngularVelocity	wNominal		nominal speed [rad/s]
Nominal resistances and inductances			
Resistance	Ra		warm armature resistance [Ohm]
Inductance	La		armature inductance [H]

Connectors

Type	Name	Description
Flange_a	flange	
Flange_a	support	support at which the reaction torque is acting
PositivePin	pin_ap	
NegativePin	pin_an	

Modelica.Electrical.Machines.BasicMachines.DCMachines.DC_ElectricalExcited

Electrical shunt/separate excited linear DC machine



Information

Model of a DC Machine with Electrical shunt or separate excitation.

Armature resistance and inductance are modeled directly after the armature pins, then using a *AirGapDC* model.

Only losses in armature and excitation resistance are taken into account. No saturation is modelled.

Shunt or separate excitation is defined by the user's external circuit.

Default values for machine's parameters (a realistic example) are:

stator's moment of inertia	0.29	kg.m2
rotor's moment of inertia	0.15	kg.m2
nominal armature voltage	100	V
nominal armature current	100	A
nominal torque	63.66	Nm
nominal speed	1425	rpm
nominal mechanical output	9.5	kW
efficiency	95.0	% only armature
efficiency	94.06	% including excitation
armature resistance	0.05	Ohm in warm condition
armature inductance	0.0015	H
nominal excitation voltage	100	V
nominal excitation current	1	A
excitation resistance	100	Ohm in warm condition
excitation inductance	1	H

Armature resistance resp. inductance include resistance resp. inductance of commutating pole winding and compensation winding, if present.

Armature current does not cover excitation current of a shunt excitation; in this case total current drawn from the grid = armature current + excitation current.

Parameters

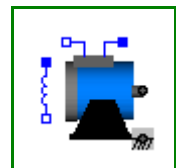
Type	Name	Default	Description
Inertia	Jr	Jr(start=0.15)	rotor's moment of inertia [kg.m2]
Boolean	useSupport	false	enable / disable (=fixed stator) support
Inertia	Js		stator's moment of inertia [kg.m2]
Real	turnsRatio	(VaNominal - Ra*IaNominal)/(...	ratio of armature turns over number of turns of the excitation winding
Nominal parameters			
Voltage	VaNominal		nominal armature voltage [V]
Current	IaNominal		nominal armature current [A]
AngularVelocity	wNominal		nominal speed [rad/s]
Nominal resistances and inductances			
Resistance	Ra		warm armature resistance [Ohm]
Inductance	La		armature inductance [H]
Excitation			
Current	IeNominal		nominal excitation current [A]
Resistance	Re		warm field excitation resistance [Ohm]
Inductance	Le		total field excitation inductance [H]

Connectors

Type	Name	Description
Flange_a	flange	
Flange_a	support	support at which the reaction torque is acting
PositivePin	pin_ap	
NegativePin	pin_an	
PositivePin	pin_ep	
NegativePin	pin_en	

Modelica.Electrical.Machines.BasicMachines.DCMachines.DC_SeriesExcited

Series excited linear DC machine



Information

Model of a DC Machine with Series excitation.

Armature resistance and inductance are modeled directly after the armature pins, then using a *AirGapDC* model.

Only losses in armature and excitation resistance are taken into account. No saturation is modelled.

Series excitation has to be connected by the user's external circuit.

Default values for machine's parameters (a realistic example) are:

stator's moment of inertia	0.29	kg.m2
rotor's moment of inertia	0.15	kg.m2
nominal armature voltage	100	V
nominal armature current	100	A
nominal torque	63.66	Nm
nominal speed	1410	rpm
nominal mechanical output	9.4	kW

efficiency	94.0	% only armature
armature resistance	0.05	Ohm in warm condition
armature inductance	0.0015	H
excitation resistance	0.01	Ohm in warm condition
excitation inductance	0.0005	H

Armature resistance resp. inductance include resistance resp. inductance of commutating pole winding and compensation winding, if present.

Parameter nominal armature voltage includes voltage drop of series excitation;

but for output the voltage is splitted into:

va = armature voltage without voltage drop of series excitation

ve = voltage drop of series excitation

Parameters

Type	Name	Default	Description
Inertia	Jr	Jr(start=0.15)	rotor's moment of inertia [kg.m2]
Boolean	useSupport	false	enable / disable (=fixed stator) support
Inertia	Js		stator's moment of inertia [kg.m2]
Real	turnsRatio	(VaNominal - (Ra + Re)*IaNom...	ratio of armature turns over number of turns of the excitation winding
Nominal parameters			
Voltage	VaNominal		nominal armature voltage [V]
Current	IaNominal		nominal armature current [A]
AngularVelocity	wNominal.start	1410*2*pi/60	nominal speed [rad/s]
Nominal resistances and inductances			
Resistance	Ra		warm armature resistance [Ohm]
Inductance	La		armature inductance [H]
Excitation			
Resistance	Re		warm field excitation resistance [Ohm]
Inductance	Le		total field excitation inductance [H]

Connectors

Type	Name	Description
Flange_a	flange	
Flange_a	support	support at which the reaction torque is acting
PositivePin	pin_ap	
NegativePin	pin_an	
PositivePin	pin_ep	
NegativePin	pin_en	

Modelica.Electrical.Machines.BasicMachines.Transformers

Library for technical 3phase transformers

Information

This package contains components to model technical threephase transformers:

- Transformer: transformer model to choose connection / vector group
- Yy: Transformers with primary primary Y / secondary y
- Yd: Transformers with primary primary Y / secondary d
- Yz: Transformers with primary primary Y / secondary zig-zag
- Dy: Transformers with primary primary D / secondary y
- Dd: Transformers with primary D / secondary d
- Dz: Transformers with primary D / secondary zig-zag

Transformers are modeled by an ideal transformer, adding primary and secondary winding resistances and stray inductances.

All transformers extend from the base model *PartialTransformer*, adding the primary and secondary connection.

VectorGroup defines the phase shift between primary and secondary voltages, expressed by a number phase shift/30 degree (i.e. the hour on a clock face). Therefore each transformer is identified by two characters and a two-digit number, e.g. Yd11 ... primary connection Y (star), secondary connection d (delta), vector group 11 (phase shift 330 degree)

With the "supermodel" *Transformer* the user may choose primary and secondary connection as well as the vector group.

It calculates winding ratio as well as primary and secondary winding resistances and stray inductances, distributing them equally to primary and secondary winding, from the following parameters:

- nominal frequency
- primary voltage (RMS line-to-line)
- secondary voltage (RMS line-to-line)
- nominal apparent power
- impedance voltage drop
- short-circuit copper losses

The **impedance voltage drop** indicates the (absolute value of the) voltage drop at nominal load (current) as well as the voltage we have to apply to the primary winding to achieve nominal current in the short-circuited secondary winding.

Please pay attention to proper grounding of the primary and secondary part of the whole circuit.

The primary and secondary starpoint are available as connectors, if the connection is not delta (D or d).

In some cases (Yy or Yz) it may be necessary to ground one of the transformer's starpoints even though the source's and/or load's starpoint are grounded; you may use a reasonable high earthing resistance.

Limitations and assumptions:

- number of phases is limited to 3, therefore definition as a constant $m=3$
- symmetry of the 3 phases resp. limbs
- temperature dependency is neglected, i.e. resistances are constant
- saturation is neglected, i.e. inductances are constant
- magnetizing current is neglected
- magnetizing losses are neglected
- additional (stray) losses are neglected

Further development:

- modeling magnetizing current, including saturation
- temperature dependency of winding resistances

Main Authors:

[Anton Haumer](#)

Technical Consulting & Electrical Engineering

A-3423 St.Andrae-Woerden







Austria

email: a.haumer@haumer.at

Copyright © 1998-2007, Modelica Association and Anton Haumer.

The Modelica package is **free** software; it can be redistributed and/or modified under the terms of the **Modelica license**, see the license conditions and the accompanying **disclaimer** [here](#).

Package Content

Name	Description
 Yy	Transformers: primary Y / secondary y
 Yd	Transformers: primary Y / secondary d
 Yz	Transformers: primary Y / secondary zig-zag
 Dy	Transformers: primary D / secondary y
 Dd	Transformers: primary D / secondary d
 Dz	Transformers: primary D / secondary zig-zag







Modelica.Electrical.Machines.BasicMachines.Transformers.Yy

Transformers: primary Y / secondary y

Information

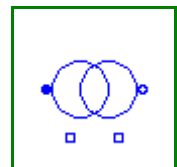
This package contains transformers primary Y connected / secondary y connected in all possible vector groups.

Package Content

Name	Description
 Yy00	Transformer Yy0
 Yy02	Transformer Yy2
 Yy04	Transformer Yy4
 Yy06	Transformer Yy6
 Yy08	Transformer Yy8
 Yy10	Transformer Yy10

Modelica.Electrical.Machines.BasicMachines.Transformers.Yy.Yy00

Transformer Yy0



Information

Transformer Yy0

Parameters

Type	Name	Default	Description
Real	n		primary voltage (line-to-line) / secondary voltage (line-to-line)
Resistance	R1		warm primary resistance per phase [Ohm]
Inductance	L1sigma		primary stray inductance per phase [H]

Resistance	R2		warm secondary resistance per phase [Ohm]
Inductance	L2sigma		secondary stray inductance per phase [H]

Connectors

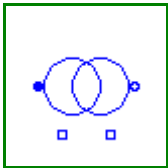
Type	Name	Description
PositivePlug	plug1	
NegativePlug	plug2	
NegativePin	starpoint1	
NegativePin	starpoint2	

Modelica.Electrical.Machines.BasicMachines.Transformers.Yy.Yy02

Transformer Yy2

Information

Transformer Yy2



Parameters

Type	Name	Default	Description
Real	n		primary voltage (line-to-line) / secondary voltage (line-to-line)
Resistance	R1		warm primary resistance per phase [Ohm]
Inductance	L1sigma		primary stray inductance per phase [H]
Resistance	R2		warm secondary resistance per phase [Ohm]
Inductance	L2sigma		secondary stray inductance per phase [H]

Connectors

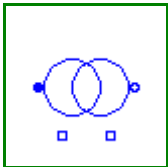
Type	Name	Description
PositivePlug	plug1	
NegativePlug	plug2	
NegativePin	starpoint1	
NegativePin	starpoint2	

Modelica.Electrical.Machines.BasicMachines.Transformers.Yy.Yy04

Transformer Yy4

Information

Transformer Yy4



Parameters

Type	Name	Default	Description
Real	n		primary voltage (line-to-line) / secondary voltage (line-to-line)
Resistance	R1		warm primary resistance per phase [Ohm]

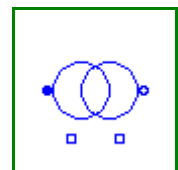
Inductance	L1sigma		primary stray inductance per phase [H]
Resistance	R2		warm secondary resistance per phase [Ohm]
Inductance	L2sigma		secondary stray inductance per phase [H]

Connectors

Type	Name	Description
PositivePlug	plug1	
NegativePlug	plug2	
NegativePin	starpoint1	
NegativePin	starpoint2	

Modelica.Electrical.Machines.BasicMachines.Transformers.Yy.Yy06

Transformer Yy6



Information

Transformer Yy6

Parameters

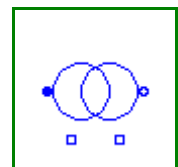
Type	Name	Default	Description
Real	n		primary voltage (line-to-line) / secondary voltage (line-to-line)
Resistance	R1		warm primary resistance per phase [Ohm]
Inductance	L1sigma		primary stray inductance per phase [H]
Resistance	R2		warm secondary resistance per phase [Ohm]
Inductance	L2sigma		secondary stray inductance per phase [H]

Connectors

Type	Name	Description
PositivePlug	plug1	
NegativePlug	plug2	
NegativePin	starpoint1	
NegativePin	starpoint2	

Modelica.Electrical.Machines.BasicMachines.Transformers.Yy.Yy08

Transformer Yy8



Information

Transformer Yy8

Parameters

Type	Name	Default	Description
Real	n		primary voltage (line-to-line) / secondary voltage (line-to-line)

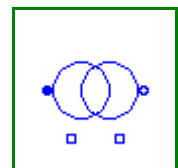
Resistance	R1		warm primary resistance per phase [Ohm]
Inductance	L1sigma		primary stray inductance per phase [H]
Resistance	R2		warm secondary resistance per phase [Ohm]
Inductance	L2sigma		secondary stray inductance per phase [H]

Connectors

Type	Name	Description
PositivePlug	plug1	
NegativePlug	plug2	
NegativePin	starpoint1	
NegativePin	starpoint2	

Modelica.Electrical.Machines.BasicMachines.Transformers.Yy.Yy10

Transformer Yy10



Information

Transformer Yy10

Parameters

Type	Name	Default	Description
Real	n		primary voltage (line-to-line) / secondary voltage (line-to-line)
Resistance	R1		warm primary resistance per phase [Ohm]
Inductance	L1sigma		primary stray inductance per phase [H]
Resistance	R2		warm secondary resistance per phase [Ohm]
Inductance	L2sigma		secondary stray inductance per phase [H]

Connectors

Type	Name	Description
PositivePlug	plug1	
NegativePlug	plug2	
NegativePin	starpoint1	
NegativePin	starpoint2	







Modelica.Electrical.Machines.BasicMachines.Transformers.Yd

Transformers: primary Y / secondary d

Information

This package contains transformers primary Y connected / secondary d connected in all possible vector groups.

Package Content

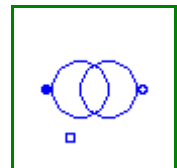
Name	Description
 Yd01	Transformer Yd1
 Yd03	Transformer Yd3
 Yd05	Transformer Yd5
 Yd07	Transformer Yd7
 Yd09	Transformer Yd9
 Yd11	Transformer Yd11

Modelica.Electrical.Machines.BasicMachines.Transformers.Yd.Yd01

Transformer Yd1

Information

Transformer Yd1



Parameters

Type	Name	Default	Description
Real	n		primary voltage (line-to-line) / secondary voltage (line-to-line)
Resistance	R1		warm primary resistance per phase [Ohm]
Inductance	L1sigma		primary stray inductance per phase [H]
Resistance	R2		warm secondary resistance per phase [Ohm]
Inductance	L2sigma		secondary stray inductance per phase [H]

Connectors

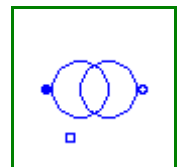
Type	Name	Description
PositivePlug	plug1	
NegativePlug	plug2	
NegativePin	starpoint1	

Modelica.Electrical.Machines.BasicMachines.Transformers.Yd.Yd03

Transformer Yd3

Information

Transformer Yd3



Parameters

Type	Name	Default	Description
Real	n		primary voltage (line-to-line) / secondary voltage (line-to-line)
Resistance	R1		warm primary resistance per phase [Ohm]

Inductance	L1sigma		primary stray inductance per phase [H]
Resistance	R2		warm secondary resistance per phase [Ohm]
Inductance	L2sigma		secondary stray inductance per phase [H]

Connectors

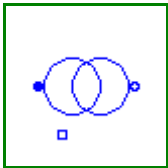
Type	Name	Description
PositivePlug	plug1	
NegativePlug	plug2	
NegativePin	starpoint1	

Modelica.Electrical.Machines.BasicMachines.Transformers.Yd.Yd05

Transformer Yd5

Information

Transformer Yd5



Parameters

Type	Name	Default	Description
Real	n		primary voltage (line-to-line) / secondary voltage (line-to-line)
Resistance	R1		warm primary resistance per phase [Ohm]
Inductance	L1sigma		primary stray inductance per phase [H]
Resistance	R2		warm secondary resistance per phase [Ohm]
Inductance	L2sigma		secondary stray inductance per phase [H]

Connectors

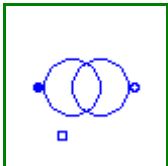
Type	Name	Description
PositivePlug	plug1	
NegativePlug	plug2	
NegativePin	starpoint1	

Modelica.Electrical.Machines.BasicMachines.Transformers.Yd.Yd07

Transformer Yd7

Information

Transformer Yd7



Parameters

Type	Name	Default	Description
Real	n		primary voltage (line-to-line) / secondary voltage (line-to-line)
Resistance	R1		warm primary resistance per phase [Ohm]
Inductance	L1sigma		primary stray inductance per phase [H]

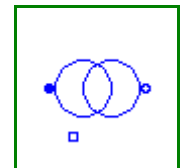
Resistance	R2		warm secondary resistance per phase [Ohm]
Inductance	L2sigma		secondary stray inductance per phase [H]

Connectors

Type	Name	Description
PositivePlug	plug1	
NegativePlug	plug2	
NegativePin	starpoint1	

Modelica.Electrical.Machines.BasicMachines.Transformers.Yd.Yd09

Transformer Yd9



Information

Transformer Yd9

Parameters

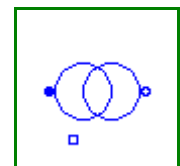
Type	Name	Default	Description
Real	n		primary voltage (line-to-line) / secondary voltage (line-to-line)
Resistance	R1		warm primary resistance per phase [Ohm]
Inductance	L1sigma		primary stray inductance per phase [H]
Resistance	R2		warm secondary resistance per phase [Ohm]
Inductance	L2sigma		secondary stray inductance per phase [H]

Connectors

Type	Name	Description
PositivePlug	plug1	
NegativePlug	plug2	
NegativePin	starpoint1	

Modelica.Electrical.Machines.BasicMachines.Transformers.Yd.Yd11

Transformer Yd11



Information

Transformer Yd11

Parameters

Type	Name	Default	Description
Real	n		primary voltage (line-to-line) / secondary voltage (line-to-line)
Resistance	R1		warm primary resistance per phase [Ohm]
Inductance	L1sigma		primary stray inductance per phase [H]
Resistance	R2		warm secondary resistance per phase [Ohm]

Inductance	L2sigma		secondary stray inductance per phase [H]
----------------------------	---------	--	--

Connectors

Type	Name	Description
PositivePlug	plug1	
NegativePlug	plug2	
NegativePin	starpoint1	







Modelica.Electrical.Machines.BasicMachines.Transformers.Yz

Transformers: primary Y / secondary zig-zag

Information

This package contains transformers primary Y connected / secondary zig-zag connected in all possible vector groups.

Package Content

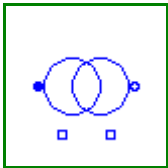
Name	Description
 Yz01	Transformer Yz1
 Yz03	Transformer Yz3
 Yz05	Transformer Yz5
 Yz07	Transformer Yz7
 Yz09	Transformer Yz9
 Yz11	Transformer Yz11

Modelica.Electrical.Machines.BasicMachines.Transformers.Yz.Yz01

Transformer Yz1

Information

Transformer Yz1



Parameters

Type	Name	Default	Description
Real	n		primary voltage (line-to-line) / secondary voltage (line-to-line)
Resistance	R1		warm primary resistance per phase [Ohm]
Inductance	L1sigma		primary stray inductance per phase [H]
Resistance	R2		warm secondary resistance per phase [Ohm]
Inductance	L2sigma		secondary stray inductance per phase [H]

Connectors

Type	Name	Description
------	------	-------------

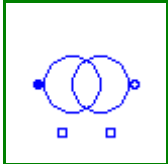
PositivePlug	plug1	
NegativePlug	plug2	
NegativePin	starpoint1	
NegativePin	starpoint2	

Modelica.Electrical.Machines.BasicMachines.Transformers.Yz.Yz03

Transformer Yz3

Information

Transformer Yz3



Parameters

Type	Name	Default	Description
Real	n		primary voltage (line-to-line) / secondary voltage (line-to-line)
Resistance	R1		warm primary resistance per phase [Ohm]
Inductance	L1sigma		primary stray inductance per phase [H]
Resistance	R2		warm secondary resistance per phase [Ohm]
Inductance	L2sigma		secondary stray inductance per phase [H]

Connectors

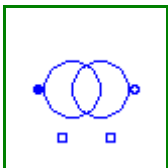
Type	Name	Description
PositivePlug	plug1	
NegativePlug	plug2	
NegativePin	starpoint1	
NegativePin	starpoint2	

Modelica.Electrical.Machines.BasicMachines.Transformers.Yz.Yz05

Transformer Yz5

Information

Transformer Yz5



Parameters

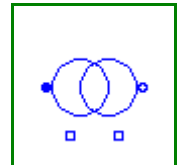
Type	Name	Default	Description
Real	n		primary voltage (line-to-line) / secondary voltage (line-to-line)
Resistance	R1		warm primary resistance per phase [Ohm]
Inductance	L1sigma		primary stray inductance per phase [H]
Resistance	R2		warm secondary resistance per phase [Ohm]
Inductance	L2sigma		secondary stray inductance per phase [H]

Connectors

Type	Name	Description
PositivePlug	plug1	
NegativePlug	plug2	
NegativePin	starpoint1	
NegativePin	starpoint2	

Modelica.Electrical.Machines.BasicMachines.Transformers.Yz.Yz07

Transformer Yz7



Information

Transformer Yz7

Parameters

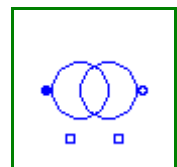
Type	Name	Default	Description
Real	n		primary voltage (line-to-line) / secondary voltage (line-to-line)
Resistance	R1		warm primary resistance per phase [Ohm]
Inductance	L1sigma		primary stray inductance per phase [H]
Resistance	R2		warm secondary resistance per phase [Ohm]
Inductance	L2sigma		secondary stray inductance per phase [H]

Connectors

Type	Name	Description
PositivePlug	plug1	
NegativePlug	plug2	
NegativePin	starpoint1	
NegativePin	starpoint2	

Modelica.Electrical.Machines.BasicMachines.Transformers.Yz.Yz09

Transformer Yz9



Information

Transformer Yz9

Parameters

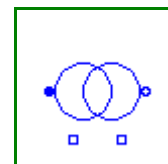
Type	Name	Default	Description
Real	n		primary voltage (line-to-line) / secondary voltage (line-to-line)
Resistance	R1		warm primary resistance per phase [Ohm]
Inductance	L1sigma		primary stray inductance per phase [H]
Resistance	R2		warm secondary resistance per phase [Ohm]
Inductance	L2sigma		secondary stray inductance per phase [H]

Connectors

Type	Name	Description
PositivePlug	plug1	
NegativePlug	plug2	
NegativePin	starpoint1	
NegativePin	starpoint2	

Modelica.Electrical.Machines.BasicMachines.Transformers.Yz.Yz11

Transformer Yz11



Information

Transformer Yz11

Parameters

Type	Name	Default	Description
Real	n		primary voltage (line-to-line) / secondary voltage (line-to-line)
Resistance	R1		warm primary resistance per phase [Ohm]
Inductance	L1sigma		primary stray inductance per phase [H]
Resistance	R2		warm secondary resistance per phase [Ohm]
Inductance	L2sigma		secondary stray inductance per phase [H]

Connectors

Type	Name	Description
PositivePlug	plug1	
NegativePlug	plug2	
NegativePin	starpoint1	
NegativePin	starpoint2	




Modelica.Electrical.Machines.BasicMachines.Transformers.Dy




Transformers: primary D / secondary y

Information

This package contains transformers primary D connected / secondary y connected in all possible vector groups.

Package Content

Name	Description
 Dy01	Transformer Dy1
 Dy03	Transformer Dy3
 Dy05	Transformer Dy5

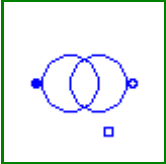
 Dy07	Transformer Dy7
 Dy09	Transformer Dy9
 Dy11	Transformer Dy11

Modelica.Electrical.Machines.BasicMachines.Transformers.Dy.Dy01

Transformer Dy1

Information

Transformer Dy1



Parameters

Type	Name	Default	Description
Real	n		primary voltage (line-to-line) / secondary voltage (line-to-line)
Resistance	R1		warm primary resistance per phase [Ohm]
Inductance	L1sigma		primary stray inductance per phase [H]
Resistance	R2		warm secondary resistance per phase [Ohm]
Inductance	L2sigma		secondary stray inductance per phase [H]

Connectors

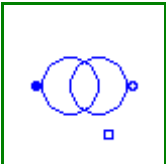
Type	Name	Description
PositivePlug	plug1	
NegativePlug	plug2	
NegativePin	starpoint2	

Modelica.Electrical.Machines.BasicMachines.Transformers.Dy.Dy03

Transformer Dy3

Information

Transformer Dy3



Parameters

Type	Name	Default	Description
Real	n		primary voltage (line-to-line) / secondary voltage (line-to-line)
Resistance	R1		warm primary resistance per phase [Ohm]
Inductance	L1sigma		primary stray inductance per phase [H]
Resistance	R2		warm secondary resistance per phase [Ohm]
Inductance	L2sigma		secondary stray inductance per phase [H]

Connectors

Type	Name	Description
------	------	-------------

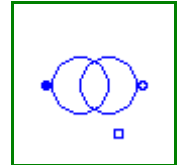
PositivePlug	plug1	
NegativePlug	plug2	
NegativePin	starpoint2	

Modelica.Electrical.Machines.BasicMachines.Transformers.Dy.Dy05

Transformer Dy5

Information

Transformer Dy5



Parameters

Type	Name	Default	Description
Real	n		primary voltage (line-to-line) / secondary voltage (line-to-line)
Resistance	R1		warm primary resistance per phase [Ohm]
Inductance	L1sigma		primary stray inductance per phase [H]
Resistance	R2		warm secondary resistance per phase [Ohm]
Inductance	L2sigma		secondary stray inductance per phase [H]

Connectors

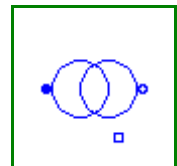
Type	Name	Description
PositivePlug	plug1	
NegativePlug	plug2	
NegativePin	starpoint2	

Modelica.Electrical.Machines.BasicMachines.Transformers.Dy.Dy07

Transformer Dy7

Information

Transformer Dy7



Parameters

Type	Name	Default	Description
Real	n		primary voltage (line-to-line) / secondary voltage (line-to-line)
Resistance	R1		warm primary resistance per phase [Ohm]
Inductance	L1sigma		primary stray inductance per phase [H]
Resistance	R2		warm secondary resistance per phase [Ohm]
Inductance	L2sigma		secondary stray inductance per phase [H]

Connectors

Type	Name	Description
PositivePlug	plug1	

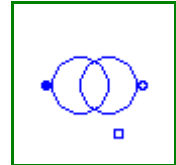
NegativePlug	plug2	
NegativePin	starpoint2	

Modelica.Electrical.Machines.BasicMachines.Transformers.Dy.Dy09

Transformer Dy9

Information

Transformer Dy9



Parameters

Type	Name	Default	Description
Real	n		primary voltage (line-to-line) / secondary voltage (line-to-line)
Resistance	R1		warm primary resistance per phase [Ohm]
Inductance	L1sigma		primary stray inductance per phase [H]
Resistance	R2		warm secondary resistance per phase [Ohm]
Inductance	L2sigma		secondary stray inductance per phase [H]

Connectors

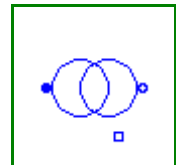
Type	Name	Description
PositivePlug	plug1	
NegativePlug	plug2	
NegativePin	starpoint2	

Modelica.Electrical.Machines.BasicMachines.Transformers.Dy.Dy11

Transformer Dy11

Information

Transformer Dy11



Parameters

Type	Name	Default	Description
Real	n		primary voltage (line-to-line) / secondary voltage (line-to-line)
Resistance	R1		warm primary resistance per phase [Ohm]
Inductance	L1sigma		primary stray inductance per phase [H]
Resistance	R2		warm secondary resistance per phase [Ohm]
Inductance	L2sigma		secondary stray inductance per phase [H]

Connectors

Type	Name	Description
PositivePlug	plug1	
NegativePlug	plug2	

NegativePin	starpoint2	
-------------	------------	--







Modelica.Electrical.Machines.BasicMachines.Transformers.Dd

Transformers: primary D / secondary d

Information

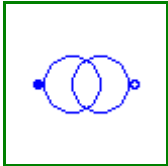
This package contains transformers primary D connected / secondary d connected in all possible vector groups.

Package Content

Name	Description
 Dd00	Transformer Dd0
 Dd02	Transformer Dd2
 Dd04	Transformer Dd4
 Dd06	Transformer Dd6
 Dd08	Transformer Dd8
 Dd10	Transformer Dd10

Modelica.Electrical.Machines.BasicMachines.Transformers.Dd.Dd00

Transformer Dd0



Information

Transformer Dd0

Parameters

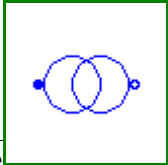
Type	Name	Default	Description
Real	n		primary voltage (line-to-line) / secondary voltage (line-to-line)
Resistance	R1		warm primary resistance per phase [Ohm]
Inductance	L1sigma		primary stray inductance per phase [H]
Resistance	R2		warm secondary resistance per phase [Ohm]
Inductance	L2sigma		secondary stray inductance per phase [H]

Connectors

Type	Name	Description
PositivePlug	plug1	
NegativePlug	plug2	

Modelica.Electrical.Machines.BasicMachines.Transformers.Dd.Dd02

Transformer Dd2



Information

Transformer Dd2

Parameters

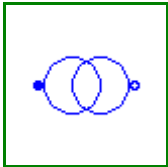
Type	Name	Default	Description
Real	n		primary voltage (line-to-line) / secondary voltage (line-to-line)
Resistance	R1		warm primary resistance per phase [Ohm]
Inductance	L1sigma		primary stray inductance per phase [H]
Resistance	R2		warm secondary resistance per phase [Ohm]
Inductance	L2sigma		secondary stray inductance per phase [H]

Connectors

Type	Name	Description
PositivePlug	plug1	
NegativePlug	plug2	

Modelica.Electrical.Machines.BasicMachines.Transformers.Dd.Dd04

Transformer Dd4



Information

Transformer Dd4

Parameters

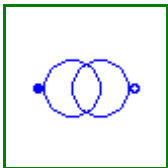
Type	Name	Default	Description
Real	n		primary voltage (line-to-line) / secondary voltage (line-to-line)
Resistance	R1		warm primary resistance per phase [Ohm]
Inductance	L1sigma		primary stray inductance per phase [H]
Resistance	R2		warm secondary resistance per phase [Ohm]
Inductance	L2sigma		secondary stray inductance per phase [H]

Connectors

Type	Name	Description
PositivePlug	plug1	
NegativePlug	plug2	

Modelica.Electrical.Machines.BasicMachines.Transformers.Dd.Dd06

Transformer Dd6



Information

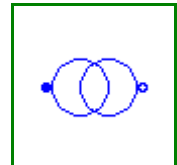
Transformer Dd6

Parameters

Type	Name	Default	Description
Real	n		primary voltage (line-to-line) / secondary voltage (line-to-line)
Resistance	R1		warm primary resistance per phase [Ohm]
Inductance	L1sigma		primary stray inductance per phase [H]
Resistance	R2		warm secondary resistance per phase [Ohm]
Inductance	L2sigma		secondary stray inductance per phase [H]

Connectors

Type	Name	Description
PositivePlug	plug1	
NegativePlug	plug2	

Modelica.Electrical.Machines.BasicMachines.Transformers.Dd.Dd08**Transformer Dd8****Information**

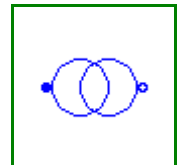
Transformer Dd8

Parameters

Type	Name	Default	Description
Real	n		primary voltage (line-to-line) / secondary voltage (line-to-line)
Resistance	R1		warm primary resistance per phase [Ohm]
Inductance	L1sigma		primary stray inductance per phase [H]
Resistance	R2		warm secondary resistance per phase [Ohm]
Inductance	L2sigma		secondary stray inductance per phase [H]

Connectors

Type	Name	Description
PositivePlug	plug1	
NegativePlug	plug2	

Modelica.Electrical.Machines.BasicMachines.Transformers.Dd.Dd10**Transformer Dd10****Information**

Transformer Dd10

Parameters

Type	Name	Default	Description
Real	n		primary voltage (line-to-line) / secondary voltage (line-to-line)

Resistance	R1		warm primary resistance per phase [Ohm]
Inductance	L1sigma		primary stray inductance per phase [H]
Resistance	R2		warm secondary resistance per phase [Ohm]
Inductance	L2sigma		secondary stray inductance per phase [H]

Connectors

Type	Name	Description
PositivePlug	plug1	
NegativePlug	plug2	







Modelica.Electrical.Machines.BasicMachines.Transformers.Dz

Transformers: primary D / secondary ziag-zag

Information

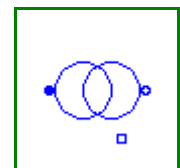
This package contains transformers primary D connected / secondary d connected in all possible vector groups.

Package Content

Name	Description
 Dz00	Transformer Dz0
 Dz02	Transformer Dz2
 Dz04	Transformer Dz4
 Dz06	Transformer Dz6
 Dz08	Transformer Dz8
 Dz10	Transformer Dz10

Modelica.Electrical.Machines.BasicMachines.Transformers.Dz.Dz00

Transformer Dz0



Information

Transformer Dz0

Parameters

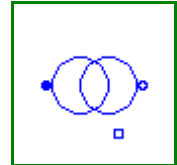
Type	Name	Default	Description
Real	n		primary voltage (line-to-line) / secondary voltage (line-to-line)
Resistance	R1		warm primary resistance per phase [Ohm]
Inductance	L1sigma		primary stray inductance per phase [H]
Resistance	R2		warm secondary resistance per phase [Ohm]
Inductance	L2sigma		secondary stray inductance per phase [H]

Connectors

Type	Name	Description
PositivePlug	plug1	
NegativePlug	plug2	
NegativePin	starpoint2	

Modelica.Electrical.Machines.BasicMachines.Transformers.Dz.Dz02

Transformer Dz2



Information

Transformer Dz2

Parameters

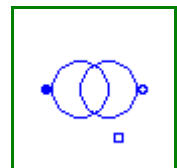
Type	Name	Default	Description
Real	n		primary voltage (line-to-line) / secondary voltage (line-to-line)
Resistance	R1		warm primary resistance per phase [Ohm]
Inductance	L1sigma		primary stray inductance per phase [H]
Resistance	R2		warm secondary resistance per phase [Ohm]
Inductance	L2sigma		secondary stray inductance per phase [H]

Connectors

Type	Name	Description
PositivePlug	plug1	
NegativePlug	plug2	
NegativePin	starpoint2	

Modelica.Electrical.Machines.BasicMachines.Transformers.Dz.Dz04

Transformer Dz4



Information

Transformer Dz4

Parameters

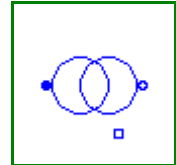
Type	Name	Default	Description
Real	n		primary voltage (line-to-line) / secondary voltage (line-to-line)
Resistance	R1		warm primary resistance per phase [Ohm]
Inductance	L1sigma		primary stray inductance per phase [H]
Resistance	R2		warm secondary resistance per phase [Ohm]
Inductance	L2sigma		secondary stray inductance per phase [H]

Connectors

Type	Name	Description
PositivePlug	plug1	
NegativePlug	plug2	
NegativePin	starpoint2	

Modelica.Electrical.Machines.BasicMachines.Transformers.Dz.Dz06

Transformer Dz6



Information

Transformer Dz6

Parameters

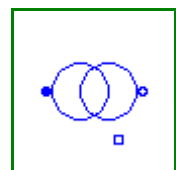
Type	Name	Default	Description
Real	n		primary voltage (line-to-line) / secondary voltage (line-to-line)
Resistance	R1		warm primary resistance per phase [Ohm]
Inductance	L1sigma		primary stray inductance per phase [H]
Resistance	R2		warm secondary resistance per phase [Ohm]
Inductance	L2sigma		secondary stray inductance per phase [H]

Connectors

Type	Name	Description
PositivePlug	plug1	
NegativePlug	plug2	
NegativePin	starpoint2	

Modelica.Electrical.Machines.BasicMachines.Transformers.Dz.Dz08

Transformer Dz8



Information

Transformer Dz8

Parameters

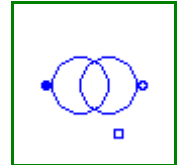
Type	Name	Default	Description
Real	n		primary voltage (line-to-line) / secondary voltage (line-to-line)
Resistance	R1		warm primary resistance per phase [Ohm]
Inductance	L1sigma		primary stray inductance per phase [H]
Resistance	R2		warm secondary resistance per phase [Ohm]
Inductance	L2sigma		secondary stray inductance per phase [H]

Connectors

Type	Name	Description
PositivePlug	plug1	
NegativePlug	plug2	
NegativePin	starpoint2	

Modelica.Electrical.Machines.BasicMachines.Transformers.Dz.Dz10

Transformer Dz10



Information

Transformer Dz10

Parameters

Type	Name	Default	Description
Real	n		primary voltage (line-to-line) / secondary voltage (line-to-line)
Resistance	R1		warm primary resistance per phase [Ohm]
Inductance	L1sigma		primary stray inductance per phase [H]
Resistance	R2		warm secondary resistance per phase [Ohm]
Inductance	L2sigma		secondary stray inductance per phase [H]

Connectors

Type	Name	Description
PositivePlug	plug1	
NegativePlug	plug2	
NegativePin	starpoint2	






Modelica.Electrical.Machines.BasicMachines.Components








Machine components like AirGaps

Information

This package contains components for modeling electrical machines, specially threephase induction machines, based on space phasor theory. These models use package SpacePhasors.

Package Content

Name	Description
 PartialAirGap	Partial airgap model
 AirGapS	Airgap in stator-fixed coordinate system
 AirGapR	Airgap in rotor-fixed coordinate system
 SquirrelCage	Squirrel Cage
 DamperCage	Squirrel Cage

 ElectricalExcitation	Electrical excitation
 PermanentMagnet	Permanent magnet excitation
 PartialAirGapDC	Partial airgap model of a DC machine
 AirGapDC	Linear airgap model of a DC machine
 BasicTransformer	Partial model of threephase transformer
 PartialCore	Partial model of transformer core with 3 windings
 IdealCore	Ideal transformer with 3 windings

Modelica.Electrical.Machines.BasicMachines.Components.PartialAirGap

Partial airgap model

Information

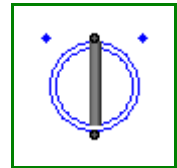
Partial model of the airgap, using only equations.

Parameters

Type	Name	Default	Description
Integer	m	3	number of phases
Integer	p		number of pole pairs

Connectors

Type	Name	Description
Flange_a	flange	
Flange_a	support	support at which the reaction torque is acting
SpacePhasor	spacePhasor_s	
SpacePhasor	spacePhasor_r	



Modelica.Electrical.Machines.BasicMachines.Components.AirGapS

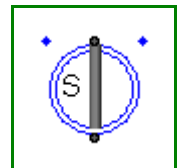
Airgap in stator-fixed coordinate system

Information

Model of the airgap in stator-fixed coordinate system, using only equations.

Parameters

Type	Name	Default	Description
Inductance	Lm		main field inductance [H]
Integer	m	3	number of phases
Integer	p		number of pole pairs

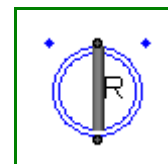


Connectors

Type	Name	Description
Flange_a	flange	
Flange_a	support	support at which the reaction torque is acting
SpacePhasor	spacePhasor_s	
SpacePhasor	spacePhasor_r	

Modelica.Electrical.Machines.BasicMachines.Components.AirGapR

Airgap in rotor-fixed coordinate system



Information

Model of the airgap in rotor-fixed coordinate system, using only equations.

Parameters

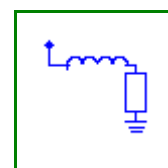
Type	Name	Default	Description
Inductance	Lmd		main field inductance d-axis [H]
Inductance	Lmq		main field inductance q-axis [H]
Integer	m	3	number of phases
Integer	p		number of pole pairs

Connectors

Type	Name	Description
Flange_a	flange	
Flange_a	support	support at which the reaction torque is acting
SpacePhasor	spacePhasor_s	
SpacePhasor	spacePhasor_r	

Modelica.Electrical.Machines.BasicMachines.Components.SquirrelCage

Squirrel Cage



Information

Model of a squirrel cage / damper cage in two axis.

Parameters

Type	Name	Default	Description
Inductance	Lrsigma		rotor stray inductance per phase translated to stator [H]
Resistance	Rr		warm rotor resistance per phase translated to stator [Ohm]

Connectors

Type	Name	Description
SpacePhasor	spacePhasor_r	

Modelica.Electrical.Machines.BasicMachines.Components.DamperCage**Squirrel Cage****Information**

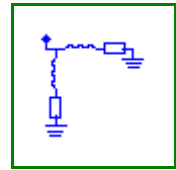
Model of an unsymmetrical damper cage cage in two axis.

Parameters

Type	Name	Default	Description
Inductance	Lrsigmad		stray inductance in d-axis per phase translated to stator [H]
Inductance	Lrsigmaq		stray inductance in q-axis per phase translated to stator [H]
Resistance	Rrd		warm resistance in d-axis per phase translated to stator [Ohm]
Resistance	Rrq		warm resistance in q-axis per phase translated to stator [Ohm]

Connectors

Type	Name	Description
SpacePhasor	spacePhasor_r	

**Modelica.Electrical.Machines.BasicMachines.Components.ElectricalExcitation****Electrical excitation****Information**

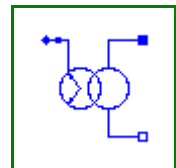
Model of an electrical excitation, converting excitation to space phasor.

Parameters

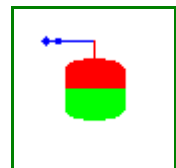
Type	Name	Default	Description
Real	turnsRatio		stator current / excitation current

Connectors

Type	Name	Description
SpacePhasor	spacePhasor_r	
PositivePin	pin_ep	
NegativePin	pin_en	

**Modelica.Electrical.Machines.BasicMachines.Components.PermanentMagnet****Permanent magnet excitation****Information**

Model of a permanent magnet excitation, characterized by an equivalent excitation current.



Parameters

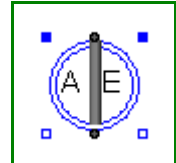
Type	Name	Default	Description
Current	Ie		equivalent excitation current [A]

Connectors

Type	Name	Description
SpacePhasor	spacePhasor_r	

Modelica.Electrical.Machines.BasicMachines.Components.PartialAirGapDC

Partial airgap model of a DC machine

**Information**

Linear model of the airgap (without saturation effects) of a DC machine, using only equations. Induced excitation voltage is calculated from $\text{der}(\text{flux})$, where flux is defined by excitation inductance times excitation current.

Induced armature voltage is calculated from flux times angular velocity.

Parameters

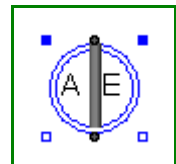
Type	Name	Default	Description
Real	turnsRatio		ratio of armature turns over number of turns of the excitation winding

Connectors

Type	Name	Description
Flange_a	shaft	
Flange_a	support	support at which the reaction torque is acting
PositivePin	pin_ap	
PositivePin	pin_ep	
NegativePin	pin_an	
NegativePin	pin_en	

Modelica.Electrical.Machines.BasicMachines.Components.AirGapDC

Linear airgap model of a DC machine

**Information**

Linear model of the airgap (without saturation effects) of a DC machine, using only equations. Induced excitation voltage is calculated from $\text{der}(\text{flux})$, where flux is defined by excitation inductance times excitation current.

Induced armature voltage is calculated from flux times angular velocity.

Parameters

Type	Name	Default	Description
Real	turnsRatio		ratio of armature turns over number of turns of the excitation winding

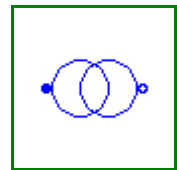
Inductance	Le		excitation inductance [H]
------------	----	--	---------------------------

Connectors

Type	Name	Description
Flange_a	shaft	
Flange_a	support	support at which the reaction torque is acting
PositivePin	pin_ap	
PositivePin	pin_ep	
NegativePin	pin_an	
NegativePin	pin_en	

Modelica.Electrical.Machines.BasicMachines.Components.BasicTransformer

Partial model of threephase transformer



Information

Partial model of a threephase transformer, containing primary and secondary resistances and stray inductances, as well as the iron core. Circuit layout (vector group) of primary and secondary windings have to be defined.

Parameters

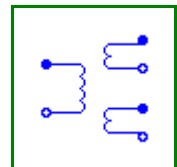
Type	Name	Default	Description
Real	n		primary voltage (line-to-line) / secondary voltage (line-to-line)
Resistance	R1		warm primary resistance per phase [Ohm]
Inductance	L1sigma		primary stray inductance per phase [H]
Resistance	R2		warm secondary resistance per phase [Ohm]
Inductance	L2sigma		secondary stray inductance per phase [H]

Connectors

Type	Name	Description
PositivePlug	plug1	
NegativePlug	plug2	

Modelica.Electrical.Machines.BasicMachines.Components.PartialCore

Partial model of transformer core with 3 windings



Information

Partial model of transformer core with 3 windings; saturation function flux versus magnetizing current has to be defined.

Parameters

Type	Name	Default	Description
Integer	m	3	number of phases

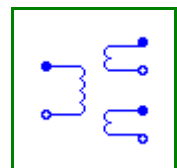
Real	n12		turns ratio 1:2
Real	n13		turns ratio 1:3

Connectors

Type	Name	Description
PositivePlug	plug_p1	
NegativePlug	plug_n1	
PositivePlug	plug_p2	
NegativePlug	plug_n2	
PositivePlug	plug_p3	
NegativePlug	plug_n3	

Modelica.Electrical.Machines.BasicMachines.Components.IdealCore

Ideal transformer with 3 windings



Information

Ideal transformer with 3 windings: no magnetizing current.

Parameters

Type	Name	Default	Description
Integer	m	3	number of phases
Real	n12		turns ratio 1:2
Real	n13		turns ratio 1:3

Connectors

Type	Name	Description
PositivePlug	plug_p1	
NegativePlug	plug_n1	
PositivePlug	plug_p2	
NegativePlug	plug_n2	
PositivePlug	plug_p3	
NegativePlug	plug_n3	

Modelica.Electrical.Machines.Sensors






Sensors for machine modelling

Information

This package contains sensors that are usefull when modelling machines.

Package Content

Name	Description
------	-------------

 VoltageQuasiRMSSensor	Length of spcae phasor -> RMS voltage
 CurrentQuasiRMSSensor	Length of spcae phasor -> RMS current
 ElectricalPowerSensor	Instantaneous power from spcae phasors
 MechanicalPowerSensor	Mechanical power = torque x speed
 RotorDisplacementAngle	Rotor lagging angle

Modelica.Electrical.Machines.Sensors.VoltageQuasiRMSSensor

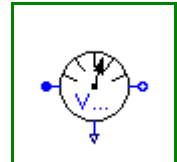
Length of spcae phasor -> RMS voltage

Information

Measured 3-phase instantaneous voltages are transformed to the corresponding space phasor; output is length of the space phasor divided by $\sqrt{2}$, thus giving in sinusoidal stationary state RMS voltage.

Connectors

Type	Name	Description
output RealOutput	V	
PositivePlug	plug_p	
NegativePlug	plug_n	



Modelica.Electrical.Machines.Sensors.CurrentQuasiRMSSensor

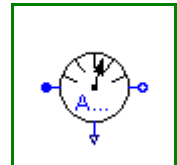
Length of spcae phasor -> RMS current

Information

Measured 3-phase instantaneous currents are transformed to the corresponding space phasor; output is length of the space phasor divided by $\sqrt{2}$, thus giving in sinusoidal stationary state RMS current.

Connectors

Type	Name	Description
output RealOutput	I	
PositivePlug	plug_p	
NegativePlug	plug_n	

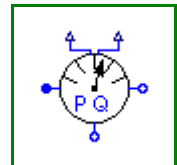


Modelica.Electrical.Machines.Sensors.ElectricalPowerSensor

Instantaneous power from spcae phasors

Information

3-phase instantaneous voltages (plug_p - plug_nv) and currents (plug_p - plug_ni) are transformed to the corresponding space phasors, which are used to calculate power quantities:



P = instantaneous power, thus giving in stationary state active power.
Q = giving in stationary state reactive power.

Connectors

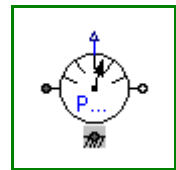
Type	Name	Description
output RealOutput	P	
output RealOutput	Q	
PositivePlug	plug_p	
NegativePlug	plug_ni	
NegativePlug	plug_nv	

Modelica.Electrical.Machines.Sensors.MechanicalPowerSensor

Mechanical power = torque x speed

Information

Calculates (mechanical) power from torque times angular speed.



Parameters

Type	Name	Default	Description
Boolean	useSupport	false	use support or fixed housing

Connectors

Type	Name	Description
Flange_a	flange_a	Flange of left shaft
Flange_b	flange_b	Flange of right shaft
output RealOutput	P	
Flange_a	support	support at which the reaction torque is acting

Modelica.Electrical.Machines.Sensors.RotorDisplacementAngle

Rotor lagging angle

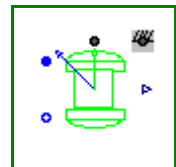
Information

Calculates rotor lagging angle by measuring the stator phase voltages, transforming them to the corresponding space phasor in stator-fixed coordinate system, rotating the space phasor to the rotor-fixed coordinate system and calculating the angle of this space phasor.

The sensor's housing can be implicitly fixed (useSupport=false).

If the machine's stator also implicitly fixed (useSupport=false), the angle at the flange is equal to the angle of the machine's rotor against the stator.

Otherwise, the sensor's support has to be connected to the machine's support.



Parameters

Type	Name	Default	Description
------	------	---------	-------------

Integer	p		number of pole pairs
Boolean	useSupport	false	use support or fixed housing

Connectors

Type	Name	Description
output RealOutput	rotorDisplacementAngle	
PositivePlug	plug_p	
NegativePlug	plug_n	
Flange_a	flange	
Flange_a	support	support at which the reaction torque is acting




Modelica.Electrical.Machines.SpacePhasors

Library with space phasor-models

Information

This package contains components, blocks and functions to utilize space phasor theory.

Package Content

Name	Description
 Components	Basic space phasor models
 Blocks	Blocks for space phasor transformation
 Functions	Functions for space phasor transformation

Modelica.Electrical.Machines.SpacePhasors.Components

Basic space phasor models



Information

This package contains basic space phasor models.

Real and imaginary part of voltage space phasor are the potentials $v_{[2]}$ of the space phasor connector; (implicit grounded).

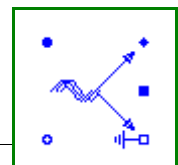
Real and imaginary part of current space phasor are the currents $i_{[2]}$ at the space phasor connector; a ground has to be used where necessary for currents flowing back.

Package Content

Name	Description
 SpacePhasor	Physical transformation: three phase <=> space phasors
 Rotator	Rotates space phasor

Modelica.Electrical.Machines.SpacePhasors.Components.SpacePhasor

Physical transformation: three phase <=> space phasors



Information

Physical transformation of voltages and currents: three phases <-> space phasors:

$$x[k] = X_0 + \{\cos(-(k-1)/m \cdot 2\pi), -\sin(-(k-1)/m \cdot 2\pi)\} \cdot X[\text{Re}, \text{Im}]$$

and vice versa:

$$X_0 = \sum(x[k])/m$$

$$X[\text{Re}, \text{Im}] = \sum(2/m \cdot \{\cos((k-1)/m \cdot 2\pi), \sin((k-1)/m \cdot 2\pi)\} \cdot x[k])$$

where x designates three phase values, $X[\text{Re}, \text{Im}]$ designates the space phasor and X_0 designates the zero sequence system.

Physical transformation means that both voltages and currents are transformed in both directions.

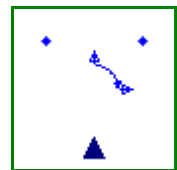
Zero-sequence voltage and current are present at pin zero. An additional zero-sequence impedance could be connected between pin zero and pin ground.

Connectors

Type	Name	Description
PositivePlug	plug_p	
NegativePlug	plug_n	
PositivePin	zero	
NegativePin	ground	
SpacePhasor	spacePhasor	

Modelica.Electrical.Machines.SpacePhasors.Components.Rotator

Rotates space phasor



Information

Rotates space phasors of left connector to right connector by the angle provided by the input signal "angle" from one coordinate system into another.

Connectors

Type	Name	Description
SpacePhasor	spacePhasor_a	
SpacePhasor	spacePhasor_b	
input RealInput	angle	

Modelica.Electrical.Machines.SpacePhasors.Blocks






Blocks for space phasor transformation

Information

This package contains space phasor transformation blocks for use in controllers:

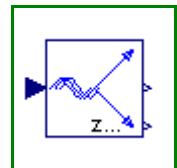
- ToSpacePhasor: transforms a set of threephase values to space phasor and zero sequence system
- FromSpacePhasor: transforms a space phasor and zero sequence system to a set of threephase values
- Rotator: rotates a space phasor (from one coordinate system into another)
- ToPolar: Converts a space phasor from rectangular coordinates to polar coordinates
- FromPolar: Converts a space phasor from polar coordinates to rectangular coordinates

Package Content

Name	Description
 ToSpacePhasor	Conversion: three phase -> space phasor
 FromSpacePhasor	Conversion: space phasor -> three phase
 Rotator	Rotates space phasor
 ToPolar	Converts a space phasor to polar coordinates
 FromPolar	Converts a space phasor from polar coordinates

Modelica.Electrical.Machines.SpacePhasors.Blocks.ToSpacePhasor

Conversion: three phase -> space phasor



Information

Transformation of threephase values (voltages or currents) to space phasor and zero sequence value.

Parameters

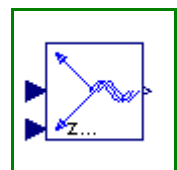
Type	Name	Default	Description
Integer	nin	m	Number of inputs
Integer	nout	2	Number of outputs

Connectors

Type	Name	Description
input RealInput	u[nin]	Connector of Real input signals
output RealOutput	y[nout]	Connector of Real output signals
output RealOutput	zero	

Modelica.Electrical.Machines.SpacePhasors.Blocks.FromSpacePhasor

Conversion: space phasor -> three phase



Information

Transformation of space phasor and zero sequence value to threephase values (voltages or currents).

Parameters

Type	Name	Default	Description
Integer	nin	2	Number of inputs
Integer	nout	m	Number of outputs

Connectors

Type	Name	Description
input RealInput	u[nin]	Connector of Real input signals
output RealOutput	y[nout]	Connector of Real output signals

input RealInput	zero	
---------------------------------	------	--

Modelica.Electrical.Machines.SpacePhasors.Blocks.Rotator

Rotates space phasor

Information

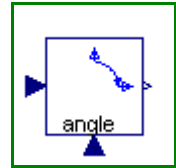
Rotates a space phasor (voltage or current) by the angle provided by the input signal "angle" from one coordinate system into another.

Parameters

Type	Name	Default	Description
Integer	n	2	Number of inputs (= number of outputs)

Connectors

Type	Name	Description
input RealInput	u[n]	Connector of Real input signals
output RealOutput	y[n]	Connector of Real output signals
input RealInput	angle	



Modelica.Electrical.Machines.SpacePhasors.Blocks.ToPolar

Converts a space phasor to polar coordinates

Information

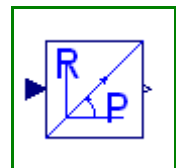
Converts a space phasor from rectangular coordinates to polar coordinates.

Parameters

Type	Name	Default	Description
Integer	n	2	Number of inputs (= number of outputs)

Connectors

Type	Name	Description
input RealInput	u[n]	Connector of Real input signals
output RealOutput	y[n]	Connector of Real output signals

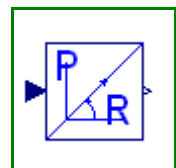


Modelica.Electrical.Machines.SpacePhasors.Blocks.FromPolar

Converts a space phasor from polar coordinates

Information

Converts a space phasor from polar coordinates to rectangular coordinates.



Parameters

Type	Name	Default	Description
Integer	n	2	Number of inputs (= number of outputs)

Connectors

Type	Name	Description
input RealInput	u[n]	Connector of Real input signals
output RealOutput	y[n]	Connector of Real output signals

Modelica.Electrical.Machines.SpacePhasors.Functions






Functions for space phasor transformation

Information

This package contains space phasor transformation functions for use in calculations:

- ToSpacePhasor: transforms a set of threephase values to space phasor and zero sequence system
- FromSpacePhasor: transforms a space phasor and zero sequence system to a set of threephase values
- Rotator: rotates a space phasor (from one coordinate system into another)
- ToPolar: Converts a space phasor from rectangular coordinates to polar coordinates
- FromPolar: Converts a space phasor from polar coordinates to rectangular coordinates

Package Content

Name	Description
 ToSpacePhasor	Conversion: three phase -> space phasor
 FromSpacePhasor	Conversion: space phasor -> three phase
 Rotator	Rotates space phasor
 ToPolar	Converts a space phasor to polar coordinates
 FromPolar	Converts a space phasor from polar coordinates

Modelica.Electrical.Machines.SpacePhasors.Functions.ToSpacePhasor

Conversion: three phase -> space phasor



Information

Transformation of three phase values (voltages or currents) to space phasor and zero sequence value:

$$y[k] = X_0 + \{\cos(-(k-1)/m \cdot 2\pi), -\sin(-(k-1)/m \cdot 2\pi)\} \cdot X[\text{Re}, \text{Im}]$$

where y designates three phase values, X[Re,Im] designates the space phasor and X₀ designates the zero sequence system.

Inputs

Type	Name	Default	Description
Real	x[3]		

Outputs

Type	Name	Description
Real	y[2]	
Real	y0	

Modelica.Electrical.Machines.SpacePhasors.Functions.FromSpacePhasor

Conversion: space phasor -> three phase



Information

Transformation of space phasor and zero sequence value to three phase values (voltages or currents):

$$Y0 = \sum(x[k])/m$$

$$Y[\text{Re},\text{Im}] = \sum(2/m * \{\cos((k-1)/m * 2\pi), \sin((k-1)/m * 2\pi)\} * x[k])$$

where x designates three phase values, Y[Re,Im] designates the space phasor and Y0 designates the zero sequence system.

Inputs

Type	Name	Default	Description
Real	x[2]		
Real	x0		

Outputs

Type	Name	Description
Real	y[3]	

Modelica.Electrical.Machines.SpacePhasors.Functions.Rotator

Rotates space phasor



Information

Rotates a space phasor (voltage or current) by the angle provided by input argument "angle" from one coordinate system into another:

$$y[\text{Re},\text{Im}] := \{\{\cos(-\text{angle}), -\sin(-\text{angle})\}, \{\sin(-\text{angle}), \cos(-\text{angle})\}\} * x[\text{Re},\text{Im}]$$

where y[Re,Im] designates the space phasor in the new coordinate system (twisted by angle against old coordinate system) and x[Re,Im] designates the space phasor in the old coordinate system.

Inputs

Type	Name	Default	Description
Real	x[2]		
Angle	angle		[rad]

Outputs

Type	Name	Description
Real	y[2]	

Modelica.Electrical.Machines.SpacePhasors.Functions.ToPolar**Converts a space phasor to polar coordinates****Information**

Converts a space phasor from rectangular coordinates to polar coordinates, providing angle=0 for {0,0}.

Inputs

Type	Name	Default	Description
Real	x[2]		

Outputs

Type	Name	Description
Real	absolute	
Angle	angle	[rad]

Modelica.Electrical.Machines.SpacePhasors.Functions.FromPolar**Converts a space phasor from polar coordinates****Information**

Converts a space phasor from polar coordinates to rectangular coordinates.

Inputs

Type	Name	Default	Description
Real	absolute		
Angle	angle		[rad]

Outputs



Type	Name	Description
Real	x[2]	

Modelica.Electrical.Machines.Interfaces**SpacePhasor connector and PartialMachines****Information**

This package contains the space phasor connector and partial models for machine models.


Package Content

Name	Description
 SpacePhasor	Connector for Space Phasors
 PartialBasicMachine	Partial model for all machines

 PartialBasicInductionMachine	Partial model for induction machine
 PartialBasicDCMachine	Partial model for DC machine

Modelica.Electrical.Machines.Interfaces.SpacePhasor

Connector for Space Phasors



Information

Connector for Space Phasors:

- Voltage $v_{[2]}$... Real and Imaginary part of voltage space phasor
- Current $i_{[2]}$... Real and Imaginary part of current space phasor

Contents

Type	Name	Description
Voltage	$v_{[2]}$	[V]
flow Current	$i_{[2]}$	[A]

Modelica.Electrical.Machines.Interfaces.PartialBasicMachine

Partial model for all machines



Information

Base partial model DC machines:

- main parts of the icon
- mechanical shaft
- mechanical support

Besides the mechanical connector *flange* (i.e. the shaft) the machines have a second mechanical connector *support*.

If *useSupport* = false, it is assumed that the stator is fixed.

Otherwise reaction torque (i.e. airGap torque, minus acceleration torque for stator's moment of inertia) can be measured at *support*.

One may also fix the the shaft and let rotate the stator; parameter *Js* is only of importance when the stator is rotating.

Parameters

Type	Name	Default	Description
Inertia	Jr		rotor's moment of inertia [kg.m2]
Boolean	useSupport	false	enable / disable (=fixed stator) support
Inertia	Js		stator's moment of inertia [kg.m2]

Connectors

Type	Name	Description
Flange_a	flange	
Flange_a	support	support at which the reaction torque is acting

Modelica.Electrical.Machines.Interfaces.PartialBasicInductionMachine

Partial model for induction machine

Information

Partial model for induction machine models

Parameters

Type	Name	Default	Description
Boolean	useSupport	false	enable / disable (=fixed stator) support
Inertia	Js		stator's moment of inertia [kg.m2]
Integer	p		number of pole pairs (Integer)
Frequency	fsNominal		nominal frequency [Hz]
Nominal resistances and inductances			
Resistance	Rs		warm stator resistance per phase [Ohm]
Inductance	Lssigma		stator stray inductance per phase [H]

Connectors

Type	Name	Description
Flange_a	flange	
Flange_a	support	support at which the reaction torque is acting
PositivePlug	plug_sp	
NegativePlug	plug_sn	

Modelica.Electrical.Machines.Interfaces.PartialBasicDCMachine

Partial model for DC machine

Information

Partial model for DC machine models.

Parameters

Type	Name	Default	Description
Boolean	useSupport	false	enable / disable (=fixed stator) support
Inertia	Js		stator's moment of inertia [kg.m2]
Real	turnsRatio		ratio of armature turns over number of turns of the excitation winding
Nominal parameters			
Voltage	VaNominal		nominal armature voltage [V]
Current	IaNominal		nominal armature current [A]
AngularVelocity	wNominal		nominal speed [rad/s]
Nominal resistances and inductances			
Resistance	Ra		warm armature resistance [Ohm]

Inductance	La	armature inductance [H]
------------	----	-------------------------

Connectors

Type	Name	Description
Flange_a	flange	
Flange_a	support	support at which the reaction torque is acting
PositivePin	pin_ap	
NegativePin	pin_an	





Modelica.Electrical.Machines.Utilities

Library with auxiliary models for testing

Information

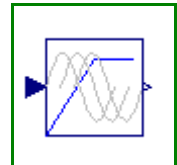
This package contains utility components for testing examples.

Package Content

Name	Description
 VfController	Voltage-Frequency-Controller
 SwitchYD	Y-D-switch
 TerminalBox	terminal box Y/D-connection
 TransformerData	Calculates Impedances from nominal values

Modelica.Electrical.Machines.Utilities.VfController

Voltage-Frequency-Controller



Information

Simple Voltage-Frequency-Controller.

Amplitude of voltage is linear dependent ($V_{Nominal}/f_{Nominal}$) on frequency (input signal "u"), but limited by $V_{Nominal}$ (nominal RMS voltage per phase).

m sine-waves with amplitudes as described above are provided as output signal "y".

The sine-waves are intended to feed a m-phase SignalVoltage.

Phase shifts between sine-waves may be chosen by the user; default values are $(k-1)/m \cdot \pi$ for k in $1:m$.

Parameters

Type	Name	Default	Description
Integer	nout	m	Number of outputs
Integer	m	3	number of phases
Voltage	VNominal		nominal RMS voltage per phase [V]
Frequency	fNominal		nominal frequency [Hz]
Angle	BasePhase	0	common phase shift [rad]

Connectors

Type	Name	Description
input RealInput	u	Connector of Real input signal
output RealOutput	y[nout]	Connector of Real output signals

Modelica.Electrical.Machines.Utilities.SwitchYD

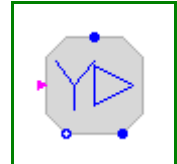
Y-D-switch

Information

Simple Star-Delta-switch.

If *control* is false, plug_sp and plug_sn are star connected and plug_sp connected to the supply plug.

If *control* is true, plug_sp and plug_sn are delta connected and they are connected to the supply plug.



Connectors

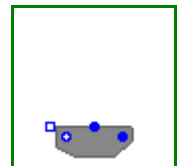
Type	Name	Description
PositivePlug	plugSupply	
PositivePlug	plug_sp	
NegativePlug	plug_sn	
input BooleanInput	control[m]	

Modelica.Electrical.Machines.Utilities.TerminalBox

terminal box Y/D-connection

Information

TerminalBox: at the bottom connected to both machine plugs, connect at the top to the grid as usual, choosing Y-connection (StarDelta=Y) or D-connection (StarDelta=D).



Parameters

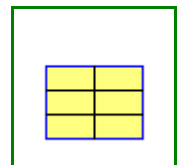
Type	Name	Default	Description
String	terminalConnection		choose Y=star/D=delta

Connectors

Type	Name	Description
PositivePlug	plug_sp	
NegativePlug	plug_sn	
PositivePlug	plugSupply	
NegativePin	starpoin	

Modelica.Electrical.Machines.Utilities.TransformerData

Calculates Impedances from nominal values



Parameters

Type	Name	Default	Description
Frequency	f		nominal frequency [Hz]
Voltage	V1		primary nominal line-to-line voltage (RMS) [V]
String	C1		choose primary connection
Voltage	V2		secondary open circuit line-to-line voltage (RMS) @ primary nominal voltage [V]
String	C2		choose secondary connection
ApparentPower	SNominal		nominal apparent power [VA]
Real	v_sc		impedance voltage drop pu
Power	P_sc		short-circuit (copper) losses [W]
Result			
Real	n	V1/V2	primary voltage (line-to-line) / secondary voltage (line-to-line)
Resistance	R1	$0.5 \cdot P_{sc} / (3 \cdot I_{ph}^2)$	warm primary resistance per phase [Ohm]
Inductance	L1sigma	$\sqrt{Z_{1ph}^2 - R1^2} / (2 \cdot \text{Model} \dots)$	primary stray inductance per phase [H]
Resistance	R2	$0.5 \cdot P_{sc} / (3 \cdot I_{2ph}^2)$	warm secondary resistance per phase [Ohm]
Inductance	L2sigma	$\sqrt{Z_{2ph}^2 - R2^2} / (2 \cdot \text{Model} \dots)$	secondary stray inductance per phase [H]

Modelica.Electrical.MultiPhase

Library for electrical components with 2, 3 or more phases

Information

This package contains packages for electrical multiphase components, based on Modelica.Electrical.Analog:

- Basic: basic components (resistor, capacitor, inductor, ...)
- Ideal: ideal elements (switches, diode, transformer, ...)
- Sensors: sensors to measure potentials, voltages, and currents
- Sources: time-dependend and controlled voltage and current sources

This package is intended to be used the same way as Modelica.Electrical.Analog but to make design of multiphase models easier.

The package is based on the plug: a composite connector containing m pins.

It is possible to connect plugs to plugs or single pins of a plug to single pins.

Potentials may be accessed as `plug.pin[].v`, currents may be accessed as `plug.pin[].i`.

Further development:

- temperature-dependent resistor
- lines (m-phase models)

Main Author:

[Anton Haumer](#)

Technical Consulting & Electrical Engineering

A-3423 St.Andrae-Woerden







Austria

email: a.haumer@haumer.at

Copyright © 1998-2005, Modelica Association and Anton Haumer.

The Modelica package is **free** software; it can be redistributed and/or modified under the terms of the **Modelica license**, see the license conditions and the accompanying **disclaimer** [here](#).

Package Content

Name	Description
 Examples	Multiphase test examples
 Basic	Basic components for electrical multiphase models
 Ideal	Multiphase components with idealized behaviour
 Interfaces	Interfaces for electrical multiphase models
 Sensors	Multiphase potential, voltage and current Sensors
 Sources	Multiphase voltage and current sources




Modelica.Electrical.MultiPhase.Examples

Multiphase test examples

Information

This package contains test examples of analog electrical multiphase circuits.

Package Content

Name	Description
 TransformerYY	Test example with multiphase components
 TransformerYD	Test example with multiphase components
 Rectifier	Test example with multiphase components

Modelica.Electrical.MultiPhase.Examples.TransformerYY

Test example with multiphase components



Information

Test example with multiphase components:

Star-connected voltage source feeds via a Y-Y-transformer with internal impedance (RT, LT) a load resistor RT.

Using $f=5$ Hz $LT=3$ mH defines nominal voltage drop of approximately 10 %.

Simulate for 1 second (2 periods) and compare voltages and currents of source, transformer and load.

Parameters

Type	Name	Default	Description
Integer	m	3	Number of phases
Voltage	V	1	Amplitude of Star-Voltage [V]
Frequency	f	5	Frequency [Hz]

Inductance	LT	0.003	Transformer stray inductance [H]
Resistance	RT	0.05	Transformer resistance [Ohm]
Resistance	RL	1	Load Resistance [Ohm]

Modelica.Electrical.MultiPhase.Examples.TransformerYD

Test example with multiphase components



Information

Test example with multiphase components:

Star-connected voltage source feeds via a Y-D-transformer with internal impedance (RT, LT) a load resistor RT.

Using $f=5$ Hz $LT=3$ mH defines nominal voltage drop of approximately 10 %.

Simulate for 1 second (2 periods) and compare voltages and currents of source, transformer and load.

Parameters

Type	Name	Default	Description
Integer	m	3	Number of phases
Voltage	V	1	Amplitude of Star-Voltage [V]
Frequency	f	5	Frequency [Hz]
Inductance	LT	0.003	Transformer stray inductance [H]
Resistance	RT	0.05	Transformer resistance [Ohm]
Resistance	RL	1	Load Resistance [Ohm]
Real	nT	$1/\sqrt{(1 - \text{Modelica.Math.co...})}$	Transformer ratio

Modelica.Electrical.MultiPhase.Examples.Rectifier

Test example with multiphase components



Information

Test example with multiphase components:

Star-connected voltage source feeds via a line reactor a diode bridge rectifier with a DC burden.

Using $f=5$ Hz, simulate for 1 second (2 periods) and compare voltages and currents of source and DC burden, neglecting initial transient.

Parameters

Type	Name	Default	Description
Integer	m	3	Number of phases
Voltage	V	1	Amplitude of Star-Voltage [V]
Frequency	f	5	Frequency [Hz]
Inductance	L	0.001	Line Inductance [H]
Resistance	RL	2	Load Resistance [Ohm]
Capacitance	C	0.05	Total DC-Capacitance [F]
Resistance	RE	1E6	Earthing Resistance [Ohm]















Modelica.Electrical.MultiPhase.Basic

Basic components for electrical multiphase models

Information

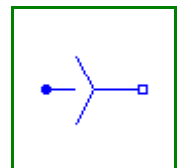
This package contains basic analog electrical multiphase components.

Package Content

Name	Description
 Star	Star-connection
 Delta	Delta (polygon) connection
 PlugToPin_p	Connect one (positive) Pin
 PlugToPin_n	Connect one (negative) Pin
 Resistor	Ideal linear electrical resistors
 Conductor	Ideal linear electrical conductors
 Capacitor	Ideal linear electrical capacitors
 Inductor	Ideal linear electrical inductors
 SaturatingInductor	Simple model of inductors with saturation
 Transformer	Multiphase Transformer
 VariableResistor	Ideal linear electrical resistors with variable resistance
 VariableConductor	Ideal linear electrical conductors with variable conductance
 VariableCapacitor	Ideal linear electrical capacitors with variable capacitance
 VariableInductor	Ideal linear electrical inductors with variable inductance

Modelica.Electrical.MultiPhase.Basic.Star

Star-connection



Information

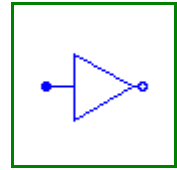
Connects all pins of plug_p to pin_n, thus establishing a so-called star-connection.

Parameters

Type	Name	Default	Description
Integer	m	3	number of phases

Connectors

Type	Name	Description
PositivePlug	plug_p	
NegativePin	pin_n	

Modelica.Electrical.MultiPhase.Basic.Delta**Delta (polygon) connection****Information**

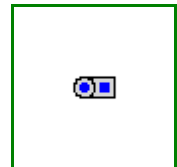
Connects in a cyclic way plug_n.pin[j] to plug_p.pin[j+1], thus establishing a so-called delta (or polygon) connection when used in parallel to another component.

Parameters

Type	Name	Default	Description
Integer	m	3	number of phases

Connectors

Type	Name	Description
PositivePlug	plug_p	
NegativePlug	plug_n	

Modelica.Electrical.MultiPhase.Basic.PlugToPin_p**Connect one (positive) Pin****Information**

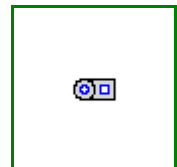
Connects pin k of plug_p to pin_p, leaving the other pins of plug_p unconnected.

Parameters

Type	Name	Default	Description
Integer	m	3	number of phases
Integer	k		phase index

Connectors

Type	Name	Description
PositivePlug	plug_p	
PositivePin	pin_p	

Modelica.Electrical.MultiPhase.Basic.PlugToPin_n**Connect one (negative) Pin****Information**

Connects pin k of plug_n to pin_n, leaving the other pins of plug_n unconnected.

Parameters

Type	Name	Default	Description
------	------	---------	-------------

Integer	m	3	number of phases
Integer	k		phase index

Connectors

Type	Name	Description
NegativePlug	plug_n	
NegativePin	pin_n	

Modelica.Electrical.MultiPhase.Basic.Resistor

Ideal linear electrical resistors

Information

Contains m resistors (Modelica.Electrical.Analog.Basic.Resistor)

Parameters

Type	Name	Default	Description
Integer	m	3	number of phases
Resistance	R[m]		Resistance [Ohm]

Connectors

Type	Name	Description
PositivePlug	plug_p	
NegativePlug	plug_n	



Modelica.Electrical.MultiPhase.Basic.Conductor

Ideal linear electrical conductors

Information

Contains m conductors (Modelica.Electrical.Analog.Basic.Conductor)

Parameters

Type	Name	Default	Description
Integer	m	3	number of phases
Conductance	G[m]		Conductance [S]

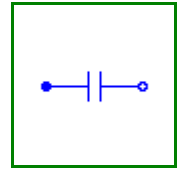
Connectors

Type	Name	Description
PositivePlug	plug_p	
NegativePlug	plug_n	



Modelica.Electrical.MultiPhase.Basic.Capacitor

Ideal linear electrical capacitors

**Information**

Contains m capacitors (Modelica.Electrical.Analog.Basic.Capacitor)

Parameters

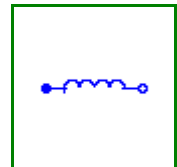
Type	Name	Default	Description
Integer	m	3	number of phases
Capacitance	C[m]		Capacitance [F]

Connectors

Type	Name	Description
PositivePlug	plug_p	
NegativePlug	plug_n	

Modelica.Electrical.MultiPhase.Basic.Inductor

Ideal linear electrical inductors

**Information**

Contains m inductors (Modelica.Electrical.Analog.Basic.Inductor)

Parameters

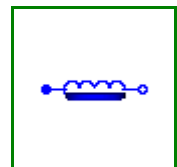
Type	Name	Default	Description
Integer	m	3	number of phases
Inductance	L[m]		Inductance [H]

Connectors

Type	Name	Description
PositivePlug	plug_p	
NegativePlug	plug_n	

Modelica.Electrical.MultiPhase.Basic.SaturatingInductor

Simple model of inductors with saturation

**Information**

Contains m saturating inductors (Modelica.Electrical.Analog.Basic.SaturatingInductor)

Attention!!!

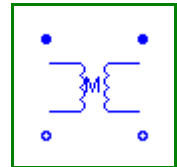
Each element of the array of saturatingInductors is only dependent on the current flowing through this element.

Parameters

Type	Name	Default	Description
Integer	m	3	number of phases
Current	Inom[m]		Nominal current [A]
Inductance	Lnom[m]		Nominal inductance at Nominal current [H]
Inductance	Lzer[m]		Inductance near current=0 [H]
Inductance	Linf[m]		Inductance at large currents [H]

Connectors

Type	Name	Description
PositivePlug	plug_p	
NegativePlug	plug_n	

Modelica.Electrical.MultiPhase.Basic.Transformer**Multiphase Transformer****Information**

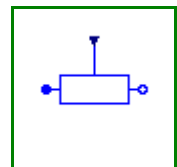
Contains m transformers (Modelica.Electrical.Analog.Basic.Transformer)

Parameters

Type	Name	Default	Description
Integer	m	3	number of phases
Inductance	L1[m]		Primary inductance [H]
Inductance	L2[m]		Secondary inductance [H]
Inductance	M[m]		Coupling inductance [H]

Connectors

Type	Name	Description
PositivePlug	plug_p1	
PositivePlug	plug_p2	
NegativePlug	plug_n1	
NegativePlug	plug_n2	

Modelica.Electrical.MultiPhase.Basic.VariableResistor**Ideal linear electrical resistors with variable resistance****Information**

Contains m variable resistors (Modelica.Electrical.Analog.Basic.VariableResistor)

Attention!!!

It is recommended that none of the R_Port signals should not cross the zero value. Otherwise depending on the surrounding circuit the probability of singularities is high.

Parameters

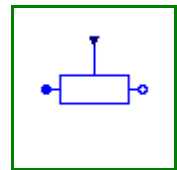
Type	Name	Default	Description
Integer	m	3	number of phases

Connectors

Type	Name	Description
PositivePlug	plug_p	
NegativePlug	plug_n	
input RealInput	R[m]	

Modelica.Electrical.MultiPhase.Basic.VariableConductor

Ideal linear electrical conductors with variable conductance



Information

Contains m variable conductors (Modelica.Electrical.Analog.Basic.VariableConductor)

Attention!!!

It is recommended that none of the G_Port signals should not cross the zero value. Otherwise depending on the surrounding circuit the probability of singularities is high.

Parameters

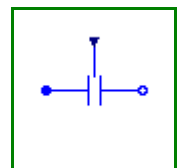
Type	Name	Default	Description
Integer	m	3	number of phases

Connectors

Type	Name	Description
PositivePlug	plug_p	
NegativePlug	plug_n	
input RealInput	G[m]	

Modelica.Electrical.MultiPhase.Basic.VariableCapacitor

Ideal linear electrical capacitors with variable capacitance



Information

Contains m variable capacitors (Modelica.Electrical.Analog.Basic.VariableCapacitor)

It is required that each C_Port.signal ≥ 0 , otherwise an assertion is raised. To avoid a variable index system, $C = C_{min}$, if $0 \leq C_Port.signal < C_{min}$, where C_{min} is a parameter with default value Modelica.Constants.eps.

Parameters

Type	Name	Default	Description
Integer	m	3	number of phases

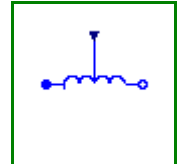
Capacitance	Cmin[m]	fill(Modelica.Constants.eps,...	minimum Capacitance [F]
-----------------------------	---------	---------------------------------	-------------------------

Connectors

Type	Name	Description
PositivePlug	plug_p	
NegativePlug	plug_n	
input RealInput	C[m]	

Modelica.Electrical.MultiPhase.Basic.VariableInductor

Ideal linear electrical inductors with variable inductance



Information

Contains m variable inductors (Modelica.Electrical.Analog.Basic.VariableInductor)

It is required that each $L_Port.signal \geq 0$, otherwise an assertion is raised. To avoid a variable index system, $L = Lmin$, if $0 \leq L_Port.signal < Lmin$, where $Lmin$ is a parameter with default value `Modelica.Constants.eps`.

Parameters

Type	Name	Default	Description
Integer	m	3	number of phases
Inductance	Lmin[m]	fill(Modelica.Constants.eps,...	minimum Inductance [H]

Connectors

Type	Name	Description
PositivePlug	plug_p	
NegativePlug	plug_n	
input RealInput	L[m]	





Modelica.Electrical.MultiPhase.Ideal







Multiphase components with idealized behaviour

Information

This package contains analog electrical multiphase components with idealized behaviour, like thyristor, diode, switch, transformer.

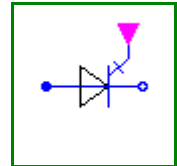
Package Content

Name	Description
 IdealThyristor	Multiphase ideal thyristor
 IdealGTOThyristor	Multiphase ideal GTO thyristor
 IdealCommutingSwitch	Multiphase ideal commuting switch
 IdealIntermediateSwitch	Multiphase ideal intermediate switch

 IdealDiode	Multiphase ideal diode
 IdealTransformer	Multiphase ideal transformer
 Idle	Multiphase idle branch
 Short	Multiphase short cut branch
 IdealOpeningSwitch	Multiphase ideal opener
 IdealClosingSwitch	Multiphase ideal closer

Modelica.Electrical.MultiPhase.Ideal.IdealThyristor

Multiphase ideal thyristor



Information

Contains m ideal thyristors (Modelica.Electrical.Analog.Ideal.IdealThyristor).

Parameters

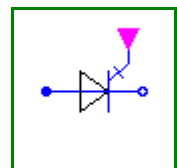
Type	Name	Default	Description
Integer	m	3	number of phases
Resistance	Ron[m]		Closed thyristor resistance [Ohm]
Conductance	Goff[m]		Opened thyristor conductance [S]
Voltage	Vknee[m]		Treshold voltage [V]

Connectors

Type	Name	Description
PositivePlug	plug_p	
NegativePlug	plug_n	
input BooleanInput	fire[m]	

Modelica.Electrical.MultiPhase.Ideal.IdealGTOThyristor

Multiphase ideal GTO thyristor



Information

Contains m ideal GTO thyristors (Modelica.Electrical.Analog.Ideal.IdealGTOThyristor).

Parameters

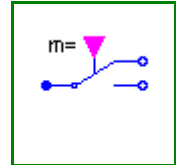
Type	Name	Default	Description
Integer	m	3	number of phases
Resistance	Ron[m]		Closed thyristor resistance [Ohm]
Conductance	Goff[m]		Opened thyristor conductance [S]
Voltage	Vknee[m]		Treshold voltage [V]

Connectors

Type	Name	Description
PositivePlug	plug_p	
NegativePlug	plug_n	
input BooleanInput	fire[m]	

Modelica.Electrical.MultiPhase.Ideal.IdealCommutingSwitch

Multiphase ideal commuting switch



Information

Contains m ideal commuting switches (Modelica.Electrical.Analog.Ideal.IdealCommutingSwitch).

Parameters

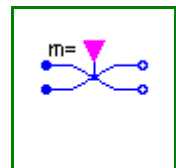
Type	Name	Default	Description
Integer	m	3	number of phases
Resistance	Ron[m]		Closed switch resistance [Ohm]
Conductance	Goff[m]		Opened switch conductance [S]

Connectors

Type	Name	Description
input BooleanInput	control[m]	true => p--n2 connected, false => p--n1 connected
PositivePlug	plug_p	
NegativePlug	plug_n2	
NegativePlug	plug_n1	

Modelica.Electrical.MultiPhase.Ideal.IdealIntermediateSwitch

Multiphase ideal intermediate switch



Information

Contains m ideal intermediate switches (Modelica.Electrical.Analog.Ideal.IdealIntermediateSwitch).

Parameters

Type	Name	Default	Description
Integer	m	3	number of phases
Resistance	Ron[m]		Closed switch resistance [Ohm]
Conductance	Goff[m]		Opened switch conductance [S]

Connectors

Type	Name	Description
input BooleanInput	control[m]	true => p1--n2, p2--n1 connected, otherwise p1--n1, p2--n2 connected

PositivePlug	plug_p1	
PositivePlug	plug_p2	
NegativePlug	plug_n2	
NegativePlug	plug_n1	

Modelica.Electrical.MultiPhase.Ideal.IdealDiode

Multiphase ideal diode

Information

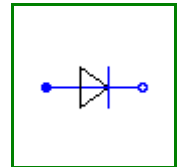
Contains m ideal diodes (Modelica.Electrical.Analog.Ideal.IdealDiode).

Parameters

Type	Name	Default	Description
Integer	m	3	number of phases
Resistance	Ron[m]		Closed diode resistance [Ohm]
Conductance	Goff[m]		Opened diode conductance [S]
Voltage	Vknee[m]		Treshold voltage [V]

Connectors

Type	Name	Description
PositivePlug	plug_p	
NegativePlug	plug_n	



Modelica.Electrical.MultiPhase.Ideal.IdealTransformer

Multiphase ideal transformer

Information

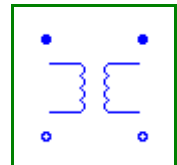
Contains m ideal transformers (Modelica.Electrical.Analog.Ideal.IdealTransformer).

Parameters

Type	Name	Default	Description
Integer	m	3	number of phases
Real	n[m]		Turns ratio

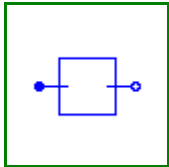
Connectors

Type	Name	Description
PositivePlug	plug_p1	
PositivePlug	plug_p2	
NegativePlug	plug_n1	
NegativePlug	plug_n2	



Modelica.Electrical.MultiPhase.Ideal.Idle

Multiphase idle branch



Information

Contains m idles (Modelica.Electrical.Analog.Ideal.Idle)

Parameters

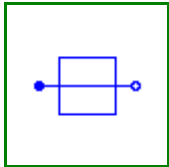
Type	Name	Default	Description
Integer	m	3	number of phases

Connectors

Type	Name	Description
PositivePlug	plug_p	
NegativePlug	plug_n	

Modelica.Electrical.MultiPhase.Ideal.Short

Multiphase short cut branch



Information

Contains m short cuts (Modelica.Electrical.Analog.Ideal.Short)

Parameters

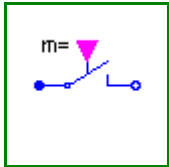
Type	Name	Default	Description
Integer	m	3	number of phases

Connectors

Type	Name	Description
PositivePlug	plug_p	
NegativePlug	plug_n	

Modelica.Electrical.MultiPhase.Ideal.IdealOpeningSwitch

Multiphase ideal opener



Information

Contains m ideal opening switches (Modelica.Electrical.Analog.Ideal.IdealOpeningSwitch).

Parameters

Type	Name	Default	Description
Integer	m	3	number of phases
Resistance	Ron[m]		Closed switch resistance [Ohm]

Conductance	Goff[m]		Opened switch conductance [S]
-------------	---------	--	-------------------------------

Connectors

Type	Name	Description
PositivePlug	plug_p	
NegativePlug	plug_n	
input BooleanInput	control[m]	true => switch open, false => p--n connected

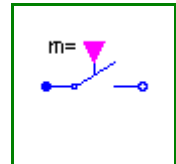
Modelica.Electrical.MultiPhase.Ideal.IdealClosingSwitch

Multiphase ideal closer

Information

Contains m ideal closing switches (Modelica.Electrical.Analog.Ideal.IdealClosingSwitch).

< /HTML>Error:Found no end-tag in HTML-documentation



Parameters

Type	Name	Default	Description
Integer	m	3	number of phases
Resistance	Ron[m]		Closed switch resistance [Ohm]
Conductance	Goff[m]		Opened switch conductance [S]

Connectors

Type	Name	Description
PositivePlug	plug_p	
NegativePlug	plug_n	
input BooleanInput	control[m]	true => p--n connected, false => switch open





Modelica.Electrical.MultiPhase.Interfaces

Interfaces for electrical multiphase models

Information

This package contains connectors and interfaces (partial models) for electrical multiphase components, based on Modelica.Electrical.Analog.

Package Content

Name	Description
 Plug	Plug with m pins for an electric component
 PositivePlug	Positive plug with m pins
 NegativePlug	Negative plug with m pins
 TwoPlug	Component with one m-phase electric port

• • OnePort	Component with two electrical plugs and currents from plug_p to plug_n
• • FourPlug	Component with two m-phase electric ports
• • TwoPort	Component with two m-phase electric ports, including currents

Modelica.Electrical.MultiPhase.Interfaces.Plug

Plug with m pins for an electric component

Information

Connectors PositivePlug and NegativePlug are nearly identical. The only difference is that the icons are different in order to identify more easily the plugs of a component. Usually, connector PositivePlug is used for the positive and connector NegativePlug for the negative plug of an electrical component. Connector Plug is a composite connector containing m Pins (Modelica.Electrical.Analog.Interfaces.Pin).

Parameters


Type	Name	Default	Description
Integer	m	3	number of phases

Contents

Type	Name	Description
Integer	m	number of phases
Pin	pin[m]	

Modelica.Electrical.MultiPhase.Interfaces.PositivePlug

Positive plug with m pins



Information

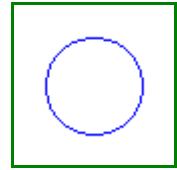
Connectors PositivePlug and NegativePlug are nearly identical. The only difference is that the icons are different in order to identify more easily the plugs of a component. Usually, connector PositivePlug is used for the positive and connector NegativePlug for the negative plug of an electrical component. Connector Plug is a composite connector containing m Pins (Modelica.Electrical.Analog.Interfaces.Pin).

Parameters

Type	Name	Default	Description
Integer	m	3	number of phases

Contents

Type	Name	Description
Integer	m	number of phases
Pin	pin[m]	

Modelica.Electrical.MultiPhase.Interfaces.NegativePlug**Negative plug with m pins****Information**

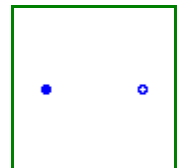
Connectors PositivePlug and NegativePlug are nearly identical. The only difference is that the icons are different in order to identify more easily the plugs of a component. Usually, connector PositivePlug is used for the positive and connector NegativePlug for the negative plug of an electrical component. Connector Plug is a composite connector containing m Pins (Modelica.Electrical.Analog.Interfaces.Pin).

Parameters

Type	Name	Default	Description
Integer	m	3	number of phases

Contents

Type	Name	Description
Integer	m	number of phases
Pin	pin[m]	

Modelica.Electrical.MultiPhase.Interfaces.TwoPlug**Component with one m-phase electric port****Information**

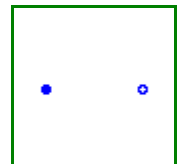
Superclass of elements which have **two** electrical plugs: the positive plug connector *plug_p*, and the negative plug connector *plug_n*. The currents flowing into *plug_p* are provided explicitly as currents *i*[m].

Parameters

Type	Name	Default	Description
Integer	m	3	number of phases

Connectors

Type	Name	Description
PositivePlug	plug_p	
NegativePlug	plug_n	

Modelica.Electrical.MultiPhase.Interfaces.OnePort**Component with two electrical plugs and currents from plug_p to plug_n****Information**

Superclass of elements which have **two** electrical plugs: the positive plug connector *plug_p*, and the negative plug connector *plug_n*. The currents flowing into *plug_p* are provided explicitly as currents *i*[m]. It is assumed that the currents flowing into *plug_p* are identical to the currents flowing out of *plug_n*.

Parameters

Type	Name	Default	Description
Integer	m	3	number of phases

Connectors

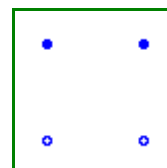
Type	Name	Description
PositivePlug	plug_p	
NegativePlug	plug_n	

Modelica.Electrical.MultiPhase.Interfaces.FourPlug

Component with two m-phase electric ports

Information

Superclass of elements which have **four** electrical plugs.



Parameters

Type	Name	Default	Description
Integer	m	3	number of phases

Connectors

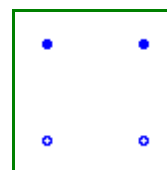
Type	Name	Description
PositivePlug	plug_p1	
PositivePlug	plug_p2	
NegativePlug	plug_n1	
NegativePlug	plug_n2	

Modelica.Electrical.MultiPhase.Interfaces.TwoPort

Component with two m-phase electric ports, including currents

Information

Superclass of elements which have **four** electrical plugs. It is assumed that the currents flowing into plug_p1 are identical to the currents flowing out of plug_n1, and that the currents flowing into plug_p2 are identical to the currents flowing out of plug_n2.



Parameters

Type	Name	Default	Description
Integer	m	3	number of phases

Connectors

Type	Name	Description
PositivePlug	plug_p1	

PositivePlug	plug_p2	
NegativePlug	plug_n1	
NegativePlug	plug_n2	





Modelica.Electrical.MultiPhase.Sensors

Multiphase potential, voltage and current Sensors

Information

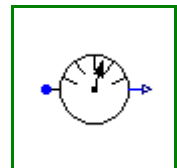
This package contains multiphase potential, voltage, and current sensors.

Package Content

Name	Description
 PotentialSensor	Multiphase potential sensor
 VoltageSensor	Multiphase voltage sensor
 CurrentSensor	Multiphase current sensor
 PowerSensor	Multiphase instantaneous power sensor

Modelica.Electrical.MultiPhase.Sensors.PotentialSensor

Multiphase potential sensor



Information

Contains m potential sensors (Modelica.Electrical.Analog.Sensors.PotentialSensor), thus measuring the m potentials $\phi_i[m]$ of the m pins of plug_p.

Parameters

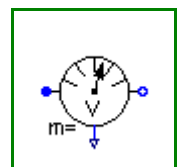
Type	Name	Default	Description
Integer	m	3	number of phases

Connectors

Type	Name	Description
PositivePlug	plug_p	
output RealOutput	$\phi_i[m]$	Absolute voltage potential as output signal

Modelica.Electrical.MultiPhase.Sensors.VoltageSensor

Multiphase voltage sensor



Information

Contains m voltage sensors (Modelica.Electrical.Analog.Sensors.VoltageSensor), thus measuring the m potential differences $v_i[m]$ between the m pins of plug_p and plug_n.

Parameters

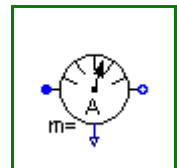
Type	Name	Default	Description
Integer	m	3	number of phases

Connectors

Type	Name	Description
PositivePlug	plug_p	
NegativePlug	plug_n	
output RealOutput	v[m]	Voltage between pin p and n (= p.v - n.v) as output signal

Modelica.Electrical.MultiPhase.Sensors.CurrentSensor

Multiphase current sensor



Information

Contains m current sensors (Modelica.Electrical.Analog.Sensors.CurrentSensor), thus measuring the m currents $i[m]$ flowing from the m pins of plug_p to the m pins of plug_n.

Parameters

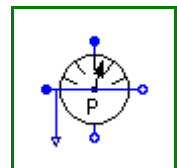
Type	Name	Default	Description
Integer	m	3	number of phases

Connectors

Type	Name	Description
PositivePlug	plug_p	
NegativePlug	plug_n	
output RealOutput	i[m]	current in the branch from p to n as output signal

Modelica.Electrical.MultiPhase.Sensors.PowerSensor

Multiphase instantaneous power sensor



Information

This power sensor measures instantaneous electrical power of a multiphase system and has a separated voltage and current path. The plugs of the voltage path are p_v and n_v , the plugs of the current path are p_c and n_c . The internal resistance of each current path is zero, the internal resistance of each voltage path is infinite.

Parameters

Type	Name	Default	Description
Integer	m	3	number of phases

Connectors

Type	Name	Description
PositivePlug	pc	Positive plug, current path
NegativePlug	nc	Negative plug, current path
PositivePlug	pv	Positive plug, voltage path
NegativePlug	nv	Negative plug, voltage path
output RealOutput	power	

Modelica.Electrical.MultiPhase.Sources







Multiphase voltage and current sources

Information

This package contains time-dependend and controlled multiphase voltage and current sources:

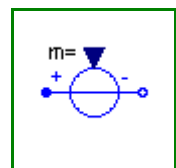
- SignalVoltage: fed by Modelica.Blocks.Sources arbitrary waveforms of voltages are possible
- SineVoltage : phase shift between consecutive voltages by default = π/m
- SignalCurrent: fed by Modelica.Blocks.Sources arbitrary waveforms of currents are possible
- SineCurrent : phase shift between consecutive currents by default = π/m

Package Content

Name	Description
 SignalVoltage	Multiphase signal voltage source
 ConstantVoltage	Multiphase constant voltage source
 SineVoltage	Multiphase sine voltage source
 SignalCurrent	Multiphase sine current source
 ConstantCurrent	Multiphase constant current source
 SineCurrent	Multiphase sine current source

Modelica.Electrical.MultiPhase.Sources.SignalVoltage

Multiphase signal voltage source



Information

Contains m signal controlled voltage sources (Modelica.Electrical.Analog.Sources.SignalVoltage)

Parameters

Type	Name	Default	Description
Integer	m	3	number of phases

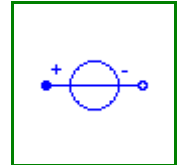
Connectors

Type	Name	Description
PositivePlug	plug_p	

NegativePlug	plug_n	
input RealInput	v[m]	Voltage between pin p and n (= p.v - n.v) as input signal

Modelica.Electrical.MultiPhase.Sources.ConstantVoltage

Multiphase constant voltage source



Information

Contains m constant voltage sources (Modelica.Electrical.Analog.Sources.ConstantVoltage)

Parameters

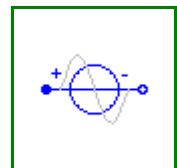
Type	Name	Default	Description
Integer	m	3	number of phases
Voltage	V[m]		Value of constant voltage [V]

Connectors

Type	Name	Description
PositivePlug	plug_p	
NegativePlug	plug_n	

Modelica.Electrical.MultiPhase.Sources.SineVoltage

Multiphase sine voltage source



Information

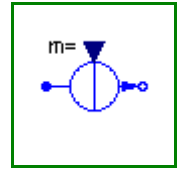
Contains m sine voltage sources (Modelica.Electrical.Analog.Sources.SineVoltage) with a default phase shift of $-(j-1)/m * 2\pi$ for j in 1:m.

Parameters

Type	Name	Default	Description
Integer	m	3	number of phases
Voltage	V[m]		Amplitudes of sine waves [V]
Angle	phase[m]	$-\{(j - 1)/m * 2 * \text{Modelica.Constants} \dots$	Phases of sine waves [rad]
Frequency	freqHz[m]		Frequencies of sine waves [Hz]
Voltage	offset[m]	zeros(m)	Voltage offsets [V]
Time	startTime[m]	zeros(m)	Time offsets [s]

Connectors

Type	Name	Description
PositivePlug	plug_p	
NegativePlug	plug_n	

Modelica.Electrical.MultiPhase.Sources.SignalCurrent**Multiphase sine current source****Information**

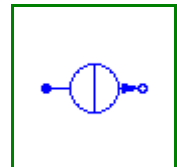
Contains m signal controlled current sources (Modelica.Electrical.Analog.Sources.SignalCurrent)

Parameters

Type	Name	Default	Description
Integer	m	3	number of phases

Connectors

Type	Name	Description
PositivePlug	plug_p	
NegativePlug	plug_n	
input RealInput	i[m]	Current flowing from pin p to pin n as input signal

Modelica.Electrical.MultiPhase.Sources.ConstantCurrent**Multiphase constant current source****Information**

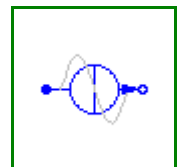
Contains m constant current sources (Modelica.Electrical.Analog.Sources.ConstantCurrent)

Parameters

Type	Name	Default	Description
Integer	m	3	number of phases
Current	I[m]		Value of constant current [A]

Connectors

Type	Name	Description
PositivePlug	plug_p	
NegativePlug	plug_n	

Modelica.Electrical.MultiPhase.Sources.SineCurrent**Multiphase sine current source****Information**Contains m sine current sources (Modelica.Electrical.Analog.Sources.SineCurrent) with a default phase shift of $-(j-1)/m * 2\pi$ for j in 1:m.

Parameters

Type	Name	Default	Description
Integer	m	3	number of phases
Current	I[m]		Amplitudes of sine waves [A]
Angle	phase[m]	$-\{(j - 1)/m * 2 * \text{Modelica.Constants} \dots$	Phases of sine waves [rad]
Frequency	freqHz[m]		Frequencies of sine waves [Hz]
Current	offset[m]	zeros(m)	Current offsets [A]
Time	startTime[m]	zeros(m)	Time offsets [s]

Connectors

Type	Name	Description
PositivePlug	plug_p	
NegativePlug	plug_n	

Modelica.Icons

Library of icons

Information

This package contains definitions for the graphical layout of components which may be used in different libraries. The icons can be utilized by inheriting them in the desired class using "extends" or by directly copying the "icon" layer.








Main Author:










Martin Otter
 Deutsches Zentrum fuer Luft und Raumfahrt e.V. (DLR)
 Oberpfaffenhofen
 Postfach 1116
 D-82230 Wessling
 email: Martin.Otter@dlr.de

Copyright © 1998-2007, Modelica Association and DLR.

*This Modelica package is **free** software; it can be redistributed and/or modified under the terms of the **Modelica license**, see the license conditions and the accompanying **disclaimer** [here](#).*

Package Content

Name	Description
 Info	Icon for an information class
 Library	Icon for library
 Library2	Icon for library where additional icon elements shall be added
 Example	Icon for an example model
 Function	Icon for a function
 Record	Icon for a record
 TypeReal	Icon for a Real type

 TypeInteger	Icon for an Integer type
 TypeBoolean	Icon for a Boolean type
 TypeString	Icon for a String type
 TranslationalSensor	Icon representing translational measurement device
 RotationalSensor	Icon representing rotational measurement device
 GearIcon	Icon for gearbox
 MotorIcon	Icon for electrical motor
 SignalBus	Icon for signal bus
 SignalSubBus	Icon for signal sub-bus

Types and constants

```

type TypeReal "Icon for a Real type"
  extends Real;
end TypeReal;

type TypeInteger "Icon for an Integer type"
  extends Integer;
end TypeInteger;

type TypeBoolean "Icon for a Boolean type"
  extends Boolean;
end TypeBoolean;

type TypeString "Icon for a String type"
  extends String;
end TypeString;

```

Modelica.Icons.Info

Icon for an information class

Information

This icon is designed for an **information** class.



Modelica.Icons.Library

Icon for library

Information

This icon is designed for a **library**.

Modelica.Icons.Library2

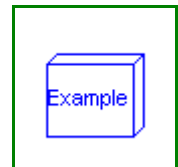
Icon for library where additional icon elements shall be added

Information

This icon is designed for a **package** where a package specific graphic is additionally included in the icon.

Modelica.Icons.Example

Icon for an example model

**Information**

This icon is designed for an **Example package**, i.e. a package containing executable demo models.

Modelica.Icons.Function

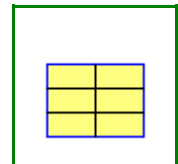
Icon for a function

**Information**

This icon is designed for a **function**

Modelica.Icons.Record

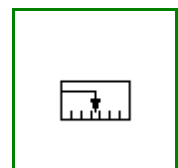
Icon for a record

**Information**

This icon is designed for a **record**

Modelica.Icons.TranslationalSensor

Icon representing translational measurement device

**Information**

This icon is designed for a **translational sensor** model.

Modelica.Icons.RotationalSensor

Icon representing rotational measurement device

**Information**


This icon is designed for a **rotational sensor** model.

Modelica.Icons.GearIcon

Icon for gearbox

Information

This icon is designed for a **gearbox** model.




Modelica.Icons.MotorIcon

Icon for electrical motor

Information

This icon is designed for an **electrical motor** model.




Modelica.Icons.SignalBus

Icon for signal bus

Information

This icon is designed for a **signal bus** connector.




Modelica.Icons.SignalSubBus

Icon for signal sub-bus

Information

This icon is designed for a **sub-bus** in a signal connector.



Modelica.Math

Library of mathematical functions (e.g., sin, cos) and of functions operating on vectors and matrices

Information

This package contains **basic mathematical functions** (such as sin(..)), as well as functions operating on **vectors** and **matrices**.























Main Author:[Martin Otter](#)

Deutsches Zentrum für Luft und Raumfahrt e.V. (DLR)
Institut für Robotik und Mechatronik
Postfach 1116
D-82230 Wessling
Germany
email: Martin.Otter@dlr.de

Copyright © 1998-2007, Modelica Association and DLR.

This Modelica package is **free** software; it can be redistributed and/or modified under the terms of the **Modelica license**, see the license conditions and the accompanying **disclaimer** [here](#).

Package Content

Name	Description
 Vectors	Library of functions operating on vectors
 Matrices	Library of functions operating on matrices
 sin	Sine
 cos	Cosine
 tan	Tangent (u shall not be $-\pi/2$, $\pi/2$, $3\pi/2$, ...)
 asin	Inverse sine ($-1 \leq u \leq 1$)
 acos	Inverse cosine ($-1 \leq u \leq 1$)
 atan	Inverse tangent
 atan2	Four quadrant inverse tangent
 atan3	Four quadrant inverse tangens (select solution that is closest to given angle y0)
 sinh	Hyperbolic sine
 cosh	Hyperbolic cosine
 tanh	Hyperbolic tangent
 asinh	Inverse of sinh (area hyperbolic sine)
 acosh	Inverse of cosh (area hyperbolic cosine)
 exp	Exponential, base e
 log	Natural (base e) logarithm (u shall be > 0)
 log10	Base 10 logarithm (u shall be > 0)
 baselcon1	Basic icon for mathematical function with y-axis on left side
 baselcon2	Basic icon for mathematical function with y-axis in middle
 templInterpol1	Temporary function for linear interpolation (will be removed)
 templInterpol2	Temporary function for vectorized linear interpolation (will be removed)

Modelica.Math.Vectors

Library of functions operating on vectors

Information







Library content

This library provides functions operating on vectors:

Function	Description
----------	-------------

<code>isEqual(v1, v2)</code>	Determines whether two vectors have the same size and elements
<code>norm(v,p)</code>	p-norm of vector v
<code>length(v)</code>	Length of vector v (= <code>norm(v,2)</code> , but inlined and therefore usable in symbolic manipulations)
<code>normalize(v)</code>	Return normalized vector such that length = 1 and prevent zero-division for zero vector
<code>reverse(v)</code>	Reverse vector elements
<code>sort(v)</code>	Sort elements of vector in ascending or descending order

See also[Matrices](#)**Package Content**

Name	Description
 <code>isEqual</code>	Determine if two Real vectors are numerically identical
 <code>norm</code>	Return the p-norm of a vector
 <code>length</code>	Return length of a vector Return length of a vector (better as <code>norm()</code> , if further symbolic processing is performed)
 <code>normalize</code>	Return normalized vector such that length = 1 Return normalized vector such that length = 1 and prevent zero-division for zero vector
 <code>reverse</code>	Reverse vector elements (e.g. <code>v[1]</code> becomes last element)
 <code>sort</code>	Sort elements of vector in ascending or descending order

Modelica.Math.Vectors.isEqual**Determine if two Real vectors are numerically identical****Information****Syntax**

```

Vectors.isEqual(v1, v2);
Vectors.isEqual(v1, v2, eps=0);

```

Description

The function call "`Vectors.isEqual(v1, v2)`" returns **true**, if the two Real vectors `v1` and `v2` have the same dimensions and the same elements. Otherwise the function returns **false**. Two elements `e1` and `e2` of the two vectors are checked on equality by the test "`abs(e1-e2) ≤ eps`", where "`eps`" can be provided as third argument of the function. Default is "`eps = 0`".

Modelica.Utilities.Strings.isEqual

Example

```

Real v1[3] = {1, 2, 3};
Real v2[3] = {1, 2, 3, 4};
Real v3[3] = {1, 2, 3.0001};
Boolean result;
algorithm

```

```

result := Vectors.isEqual(v1,v2);      // = false
result := Vectors.isEqual(v1,v3);      // = false
result := Vectors.isEqual(v1,v1);      // = true
result := Vectors.isEqual(v1,v3,0.1);  // = true

```

See also

[Matrices.isEqual](#), [Strings.isEqual](#)

Inputs

Type	Name	Default	Description
Real	v1[:]		First vector
Real	v2[:]		Second vector (may have different length as v1)
Real	eps	0	Two elements e1 and e2 of the two vectors are identical if abs(e1-e2) <= eps

Outputs

Type	Name	Description
Boolean	result	= true, if vectors have the same length and the same elements

Modelica.Math.Vectors.norm

Return the p-norm of a vector

Information**Syntax**

```

Vectors.norm(v);
Vectors.norm(v,p=2);    // 1 ≤ p ≤ ∞

```

Description

The function call "**Vectors.norm**(v)" returns the **Euclidean norm** "**sqrt**(v*v)" of vector v. With the optional second argument "p", any other p-norm can be computed:

$$\|v\|_p = \left(\sum_{i=1}^n |v[i]|^p \right)^{1/p}, \quad 1 \leq p \leq \infty$$

Besides the Euclidean norm (p=2), also the 1-norm and the infinity-norm are sometimes used:

1-norm	= sum(abs(v))	norm (v,1)
2-norm	= sqrt(v*v)	norm (v) or norm (v,2)
infinity-norm	= max(abs(v))	norm (v,Modelica.Constants.inf)

Note, for any vector norm the following inequality holds:

$$\mathbf{norm}(v1+v2,p) \leq \mathbf{norm}(v1,p) + \mathbf{norm}(v2,p)$$



Example

```
v = {2, -4, -2, -1};
norm(v,1); // = 9
norm(v,2); // = 5
norm(v); // = 5
norm(v,10.5); // = 4.00052597412635
norm(v,Modelica.Constants.inf); // = 4
```

See also

[Matrices.norm](#)

Inputs

Type	Name	Default	Description
Real	v[:]		Vector
Real	p	2	Type of p-norm (often used: 1, 2, or Modelica.Constants.inf)

Outputs

Type	Name	Description
Real	result	p-norm of vector v

Modelica.Math.Vectors.length

Return length of a vectorReturn length of a vector (better as norm(), if further symbolic processing is performed)



Information

Syntax

```
Vectors.length(v);
```

Description

The function call "Vectors.length(v)" returns the **Euclidean length** " $\sqrt{v*v}$ " of vector v. The function call is equivalent to Vectors.norm(v). The advantage of length(v) over norm(v) is that function length(..) is implemented in one statement and therefore the function is usually automatically inlined. Further symbolic processing is therefore possible, which is not the case with function norm(..).

Example

```
v = {2, -4, -2, -1};
length(v); // = 5
```

See also

[Vectors.norm](#)

Inputs

Type	Name	Default	Description
Real	v[:]		Vector

Outputs

Type	Name	Description
Real	result	Length of vector v

Modelica.Math.Vectors.normalize

Return normalized vector such that length = 1Return normalized vector such that length = 1 and prevent zero-division for zero vector

**Information****Syntax**

```
Vectors.normalize(v);  
Vectors.normalize(v,eps=100*Modelica.Constants.eps);
```

Description

The function call "`Vectors.normalize(v)`" returns the **unit vector** "`v/length(v)`" of vector `v`. If `length(v)` is close to zero (more precisely, if `length(v) < eps`), `v/eps` is returned in order to avoid a division by zero. For many applications this is useful, because often the unit vector $\mathbf{e} = \mathbf{v}/\text{length}(\mathbf{v})$ is used to compute a vector $x*\mathbf{e}$, where the scalar `x` is in the order of `length(v)`, i.e., $x*\mathbf{e}$ is small, when `length(v)` is small and then it is fine to replace \mathbf{e} by \mathbf{v} to avoid a division by zero.

Since the function is implemented in one statement, it is usually inlined and therefore symbolic processing is possible.

Example

```
normalize({1,2,3}); // = {0.267, 0.534, 0.802}  
normalize({0,0,0}); // = {0,0,0}
```

See also

[Vectors.length](#)

Inputs

Type	Name	Default	Description
Real	v[:]		Vector
Real	eps	100*Modelica.Constants.eps	if v < eps then result = v/eps

Outputs

Type	Name	Description
Real	result[size(v, 1)]	Input vector v normalized to length=1

Modelica.Math.Vectors.reverse

Reverse vector elements (e.g. $v[1]$ becomes last element)

**Information****Syntax**

```
Vectors.reverse(v);
```

Description

The function call "Vectors.reverse(v)" returns the vector elements in reverse order.

Example

```
reverse({1,2,3,4}); // = {4,3,2,1}
```

Inputs

Type	Name	Default	Description
Real	v[:]		Vector

Outputs

Type	Name	Description
Real	result[size(v, 1)]	Elements of vector v in reversed order

Modelica.Math.Vectors.sort

Sort elements of vector in ascending or descending order

**Information****Syntax**

```
sorted_v = Vectors.sort(v);
(sorted_v, indices) = Vectors.sort(v, ascending=true);
```

Description

Function **sort**(..) sorts a Real vector v in ascending order and returns the result in sorted_v. If the optional argument "ascending" is **false**, the vector is sorted in descending order. In the optional second output argument the indices of the sorted vector with respect to the original vector are given, such that sorted_v = v[indices].

Example

```
(v2, i2) := Vectors.sort({-1, 8, 3, 6, 2});
-> v2 = {-1, 2, 3, 6, 8}
```

```
i2 = {1, 5, 3, 4, 2}
```

Inputs

Type	Name	Default	Description
Real	v[:]		Vector to be sorted
Boolean	ascending	true	= true if ascending order, otherwise descending order

Outputs

Type	Name	Description
Real	sorted_v[size(v, 1)]	Sorted vector
Integer	indices[size(v, 1)]	sorted_v = v[indices]

Modelica.Math.Matrices

Library of functions operating on matrices

Information

Library content

This library provides functions operating on matrices:

Function	Description
isEqual(M1, M2)	Determines whether two matrices have the same size and elements
norm(A)	1-, 2- and infinity-norm of matrix A
sort(M)	Sort rows or columns of matrix in ascending or descending order
solve(A,b)	Solve real system of linear equations $A*x=b$ with a b vector
solve2(A,B)	Solve real system of linear equations $A*X=B$ with a B matrix
leastSquares(A,b)	Solve overdetermined or underdetermined real system of linear equations $A*x=b$ in a least squares sense
equalityLeastSquares(A,a,B,b)	Solve a linear equality constrained least squares problem: $\min A*x-a ^2$ subject to $B*x=b$
(LU,p,info) = LU(A)	LU decomposition of square or rectangular matrix
LU_solve(LU,p,b)	Solve real system of linear equations $P*L*U*x=b$ with a b vector and an LU decomposition from "LU(..)"
LU_solve2(LU,p,B)	Solve real system of linear equations $P*L*U*X=B$ with a B matrix and an LU decomposition from "LU(..)"
(Q,R,p) = QR(A)	QR decomposition with column pivoting of rectangular matrix ($Q*R = A[:,p]$)
eval = eigenValues(A) (eval,evec) = eigenValues(A)	Compute eigenvalues and optionally eigenvectors for a real, nonsymmetric matrix
eigenValueMatrix(eigen)	Return real valued block diagonal matrix J of eigenvalues of matrix A ($A=V*J*Vinv$)
sigma = singularValues(A) (sigma,U,VT) = singularValues(A)	Compute singular values and optionally left and right singular vectors
det(A)	Determinant of a matrix (do not use; use rank(..))

<code>inv(A)</code>	Inverse of a matrix
<code>rank(A)</code>	Rank of a matrix
<code>balance(A)</code>	Balance a square matrix to improve the condition
<code>exp(A)</code>	Compute the exponential of a matrix by adaptive Taylor series expansion with scaling and balancing
<code>(P, G) = integralExp(A,B)</code>	Compute the exponential of a matrix and its integral
<code>(P, G, GT) = integralExpT(A,B)</code>	Compute the exponential of a matrix and two integrals

Most functions are solely an interface to the external LAPACK library (<http://www.netlib.org/lapack>). The details of this library are described in:



















Anderson E., Bai Z., Bischof C., Blackford S., Demmel J., Dongarra J., Du Croz J., Greenbaum A., Hammarling S., McKenney A., and Sorensen D.:





Lapack Users' Guide. Third Edition, SIAM, 1999.

See also

Vectors

Package Content

Name	Description
 <code>isEqual</code>	Compare whether two Real matrices are identical
 <code>norm</code>	Returns the norm of a matrix
 <code>sort</code>	Sort rows or columns of matrix in ascending or descending order
 <code>solve</code>	Solve real system of linear equations $A*x=b$ with a b vector (Gaussian elimination with partial pivoting)
 <code>solve2</code>	Solve real system of linear equations $A*X=B$ with a B matrix (Gaussian elimination with partial pivoting)
 <code>leastSquares</code>	Solve overdetermined or underdetermined real system of linear equations $A*x=b$ in a least squares sense (A may be rank deficient)
 <code>equalityLeastSquares</code>	Solve a linear equality constrained least squares problem
 <code>LU</code>	LU decomposition of square or rectangular matrix
 <code>LU_solve</code>	Solve real system of linear equations $P*L*U*x=b$ with a b vector and an LU decomposition (from <code>LU(..)</code>)
 <code>LU_solve2</code>	Solve real system of linear equations $P*L*U*X=B$ with a B matrix and an LU decomposition (from <code>LU(..)</code>)
 <code>QR</code>	QR decomposition of a square matrix with column pivoting ($A(:,p) = Q*R$)
 <code>eigenValues</code>	Compute eigenvalues and eigenvectors for a real, nonsymmetric matrix
 <code>eigenValueMatrix</code>	Return real valued block diagonal matrix J of eigenvalues of matrix A ($A=V*J*Vinv$)
 <code>singularValues</code>	Compute singular values and left and right singular vectors
 <code>det</code>	Determinant of a matrix (computed by LU decomposition)
 <code>inv</code>	Inverse of a matrix (try to avoid, use function <code>solve(..)</code> instead)
 <code>rank</code>	Rank of a matrix (computed with singular values)
 <code>balance</code>	Balancing of matrix A to improve the condition of A

 exp	Compute the exponential of a matrix by adaptive Taylor series expansion with scaling and balancing
 integralExp	Computation of the transition-matrix phi and its integral gamma
 integralExpT	Computation of the transition-matrix phi and the integral gamma and gamma1
 LAPACK	Interface to LAPACK library (should usually not directly be used but only indirectly via Modelica.Math.Matrices)

Modelica.Math.Matrices.isEqual

Compare whether two Real matrices are identical



Information

Syntax

```
Matrices.isEqual(M1, M2);
Matrices.isEqual(M1, M2, eps=0);
```

Description

The function call "Matrices.isEqual(M1, M2)" returns **true**, if the two Real matrices M1 and M2 have the same dimensions and the same elements. Otherwise the function returns **false**. Two elements e1 and e2 of the two matrices are checked on equality by the test " $\text{abs}(e1-e2) \leq \text{eps}$ ", where "eps" can be provided as third argument of the function. Default is "eps = 0".

Example

```
Real A1[2,2] = [1,2; 3,4];
Real A2[3,2] = [1,2; 3,4; 5,6];
Real A3[2,2] = [1,2, 3,4.0001];
Boolean result;
algorithm
  result := Matrices.isEqual(M1,M2);      // = false
  result := Matrices.isEqual(M1,M3);      // = false
  result := Matrices.isEqual(M1,M1);      // = true
  result := Matrices.isEqual(M1,M3,0.1); // = true
```

See also

[Vectors.isEqual](#), [Strings.isEqual](#)

Inputs

Type	Name	Default	Description
Real	M1[:, :]		First matrix
Real	M2[:, :]		Second matrix (may have different size as M1)
Real	eps	0	Two elements e1 and e2 of the two matrices are identical if $\text{abs}(e1-e2) \leq \text{eps}$

Outputs

Type	Name	Description
------	------	-------------

Boolean	result	= true, if matrices have the same size and the same elements
---------	--------	--

Modelica.Math.Matrices.norm

Returns the norm of a matrix

Information

Syntax

```
Matrices.norm(A);
Matrices.norm(A, p=2);
```

Description

The function call "Matrices.norm(A)" returns the 2-norm of matrix A, i.e., the largest singular value of A. The function call "Matrices.norm(A, p)" returns the p-norm of matrix A. The only allowed values for p are

- "p=1": the largest column sum of A
- "p=2": the largest singular value of A
- "p=Modelica.Constants.inf": the largest row sum of A

Note, for any matrices A1, A2 the following inequality holds:

$$\text{Matrices.norm}(A1+A2, p) \leq \text{Matrices.norm}(A1, p) + \text{Matrices.norm}(A2, p)$$

Note, for any matrix A and vector v the following inequality holds:

$$\text{Vectors.norm}(A*v, p) \leq \text{Matrices.norm}(A, p) * \text{Vectors.norm}(v, p)$$

Inputs

Type	Name	Default	Description
Real	A[:, :]		Input matrix
Real	p	2	Type of p-norm (only allowed: 1, 2 or Modelica.Constants.inf)

Outputs

Type	Name	Description
Real	result	p-norm of matrix A

Modelica.Math.Matrices.sort

Sort rows or columns of matrix in ascending or descending order

Information

Syntax

```
sorted_M = Matrices.sort(M);
(sorted_M, indices) = Matrices.sort(M, sortRows=true, ascending=true);
```

Description

Function **sort**(..) sorts the rows of a Real matrix **M** in ascending order and returns the result in **sorted_M**. If the optional argument "sortRows" is **false**, the columns of the matrix are sorted. If the optional argument "ascending" is **false**, the rows or columns are sorted in descending order. In the optional second output argument, the indices of the sorted rows or columns with respect to the original matrix are given, such that

```
sorted_M = if sortedRow then M[indices,:] else M[:,indices];
```

Example

```
(M2, i2) := Matrices.sort([2, 1, 0;
                          2, 0, -1]);
-> M2 = [2, 0, -1;
        2, 1, 0 ];
      i2 = {2,1};
```

Inputs

Type	Name	Default	Description
Real	M[:, :]		Matrix to be sorted
Boolean	sortRows	true	= true if rows are sorted, otherwise columns
Boolean	ascending	true	= true if ascending order, otherwise descending order

Outputs

Type	Name	Description
Real	sorted_M[size(M, 1), size(M, 2)]	Sorted matrix
Integer	indices[if sortRows then size(M, 1) else size(M, 2)]	sorted_M = if sortRows then M[indices,:] else M[:,indices]

Modelica.Math.Matrices.solve

Solve real system of linear equations $A \cdot x = b$ with a **b** vector (Gaussian elimination with partial pivoting)



Information

Syntax

```
Matrices.solve(A,b);
```

Description

This function call returns the solution **x** of the linear system of equations

$$A \cdot x = b$$

If a unique solution **x** does not exist (since **A** is singular), an exception is raised.

Note, the solution is computed with the LAPACK function "dgesv", i.e., by Gaussian elimination with partial pivoting.

Example

```

Real A[3,3] = [1,2,3;
               3,4,5;
               2,1,4];
Real b[3] = {10,22,12};
Real x[3];
algorithm
  x := Matrices.solve(A,b);  // x = {3,2,1}

```

See also

[Matrices.LU](#), [Matrices.LU_solve](#)

Inputs

Type	Name	Default	Description
Real	A[:, size(A, 1)]		Matrix A of $A*x = b$
Real	b[size(A, 1)]		Vector b of $A*x = b$

Outputs

Type	Name	Description
Real	x[size(b, 1)]	Vector x such that $A*x = b$

Modelica.Math.Matrices.solve2

Solve real system of linear equations $A*X=B$ with a B matrix (Gaussian elimination with partial pivoting)



Information

Syntax

```

Matrices.solve2(A,b);

```

Description

This function call returns the solution **X** of the linear system of equations

$$A*X = B$$

If a unique solution **X** does not exist (since **A** is singular), an exception is raised.

Note, the solution is computed with the LAPACK function "dgesv", i.e., by Gaussian elimination with partial pivoting.

Example

```

Real A[3,3] = [1,2,3;
               3,4,5;
               2,1,4];
Real B[3,2] = [10, 20;
               22, 44;

```

```
12, 24];  
Real X[3,2];  
algorithm  
  (LU, pivots) := Matrices.LU(A);  
  X := Matrices.solve2(A, B1); /* X = [3, 6;  
                                     2, 4;  
                                     1, 2] */
```

See also

[Matrices.LU](#), [Matrices.LU_solve2](#)

Inputs

Type	Name	Default	Description
Real	A[:, size(A, 1)]		Matrix A of $A \cdot X = B$
Real	B[size(A, 1), :]		Matrix B of $A \cdot X = B$

Outputs

Type	Name	Description
Real	X[size(B, 1), size(B, 2)]	Matrix X such that $A \cdot X = B$

Modelica.Math.Matrices.leastSquares

Solve overdetermined or underdetermined real system of linear equations $A \cdot x = b$ in a least squares sense (A may be rank deficient)



Information

Syntax

```
x = Matrices.leastSquares(A,b);
```

Description

A linear system of equations $A \cdot x = b$ has no solutions or infinitely many solutions if A is not square. Function "leastSquares" returns a solution in a least square sense:

```
size(A,1) > size(A,2): returns x such that  $|A \cdot x - b|^2$  is a minimum  
size(A,1) = size(A,2): returns x such that  $A \cdot x = b$   
size(A,1) < size(A,2): returns x such that  $|x|^2$  is a minimum for all  
                        vectors x that fulfill  $A \cdot x = b$ 
```

Note, the solution is computed with the LAPACK function "dgelsx", i.e., QR or LQ factorization of A with column pivoting. If A does not have full rank, the solution is not unique and from the infinitely many solutions the one is selected that minimizes both $|x|^2$ and $|A \cdot x - b|^2$.

Inputs

Type	Name	Default	Description
Real	A[:, :]		Matrix A

Real	$b[\text{size}(A, 1)]$	Vector b
------	------------------------	------------

Outputs

Type	Name	Description
Real	$x[\text{size}(A, 2)]$	Vector x such that $\min A^*x - b ^2$ if $\text{size}(A, 1) \geq \text{size}(A, 2)$ or $\min x ^2$ and $A^*x = b$, if $\text{size}(A, 1) < \text{size}(A, 2)$

Modelica.Math.Matrices.equalityLeastSquares

Solve a linear equality constrained least squares problem



Information

Syntax

```
x = Matrices.equalityLeastSquares (A, a, B, b);
```

Description

This function returns the solution x of the linear equality-constrained least squares problem:

$$\min |A^*x - a|^2 \text{ over } x, \text{ subject to } B^*x = b$$

It is required that the dimensions of A and B fulfill the following relationship:

$$\text{size}(B, 1) \leq \text{size}(A, 2) \leq \text{size}(A, 1) + \text{size}(B, 1)$$

Note, the solution is computed with the LAPACK function "dggls" using the generalized RQ factorization under the assumptions that B has full row rank ($= \text{size}(B, 1)$) and the matrix $[A; B]$ has full column rank ($= \text{size}(A, 2)$). In this case, the problem has a unique solution.

Inputs

Type	Name	Default	Description
Real	$A[:, :]$		Minimize $ A^*x - a ^2$
Real	$a[\text{size}(A, 1)]$		
Real	$B[:, \text{size}(A, 2)]$		subject to $B^*x = b$
Real	$b[\text{size}(B, 1)]$		

Outputs

Type	Name	Description
Real	$x[\text{size}(A, 2)]$	solution vector

Modelica.Math.Matrices.LU

LU decomposition of square or rectangular matrix



Information

Syntax

```
(LU, pivots)          = Matrices.LU(A);
(LU, pivots, info) = Matrices.LU(A);
```

Description

This function call returns the LU decomposition of a "Real[m,n]" matrix A, i.e.,

$$\mathbf{P} \cdot \mathbf{L} \cdot \mathbf{U} = \mathbf{A}$$

where **P** is a permutation matrix (implicitly defined by vector `pivots`), **L** is a lower triangular matrix with unit diagonal elements (lower trapezoidal if $m > n$), and **U** is an upper triangular matrix (upper trapezoidal if $m < n$). Matrices **L** and **U** are stored in the returned matrix `LU` (the diagonal of **L** is not stored). With the companion function [Matrices.LU_solve](#), this decomposition can be used to solve linear systems $(\mathbf{P} \cdot \mathbf{L} \cdot \mathbf{U}) \cdot \mathbf{x} = \mathbf{b}$ with different right hand side vectors **b**. If a linear system of equations with just one right hand side vector **b** shall be solved, it is more convenient to just use the function [Matrices.solve](#).

The optional third (Integer) output argument has the following meaning:

info = 0: successful exit

info > 0: if info = i, U[i,i] is exactly zero. The factorization has been completed,
but the factor U is exactly singular, and division by zero will occur
if it is used to solve a system of equations.

The LU factorization is computed with the LAPACK function "dgetrf", i.e., by Gaussian elimination using partial pivoting with row interchanges. Vector "pivots" are the pivot indices, i.e., for $1 \leq i \leq \min(m,n)$, row i of matrix A was interchanged with row `pivots[i]`.

Example

```
Real A[3,3] = [1,2,3;
               3,4,5;
               2,1,4];
Real b1[3] = {10,22,12};
Real b2[3] = { 7,13,10};
Real LU[3,3];
Integer pivots[3];
Real x1[3];
Real x2[3];
algorithm
  (LU, pivots) := Matrices.LU(A);
  x1 := Matrices.LU_solve(LU, pivots, b1); // x1 = {3,2,1}
  x2 := Matrices.LU_solve(LU, pivots, b2); // x2 = {1,0,2}
```

See also

[Matrices.LU_solve](#), [Matrices.solve](#),

Inputs

Type	Name	Default	Description
Real	A[:, :]		Square or rectangular matrix

Outputs

Type	Name	Description
Real	LU[size(A, 1), size(A, 2)]	L,U factors (used with LU_solve(..))
Integer	pivots[min(size(A, 1), size(A, 2))]	pivot indices (used with LU_solve(..))
Integer	info	Information

Modelica.Math.Matrices.LU_solve

Solve real system of linear equations $P*L*U*x=b$ with a **b** vector and an LU decomposition (from LU(..))



Information

Syntax

```
Matrices.LU_solve(LU, pivots, b);
```

Description

This function call returns the solution **x** of the linear systems of equations

$$P*L*U*x = b;$$

where **P** is a permutation matrix (implicitly defined by vector `pivots`), **L** is a lower triangular matrix with unit diagonal elements (lower trapezoidal if $m > n$), and **U** is an upper triangular matrix (upper trapezoidal if $m < n$). The matrices of this decomposition are computed with function `Matrices.LU` that returns arguments `LU` and `pivots` used as input arguments of `Matrices.LU_solve`. With `Matrices.LU` and `Matrices.LU_solve` it is possible to efficiently solve linear systems with different right hand side vectors. If a linear system of equations with just one right hand side vector shall be solved, it is more convenient to just use the function `Matrices.solve`.

If a unique solution **x** does not exist (since the LU decomposition is singular), an exception is raised.

The LU factorization is computed with the LAPACK function "dgetrf", i.e., by Gaussian elimination using partial pivoting with row interchanges. Vector "pivots" are the pivot indices, i.e., for $1 \leq i \leq \min(m,n)$, row *i* of matrix **A** was interchanged with row `pivots[i]`.

Example

```
Real A[3,3] = [1,2,3;
               3,4,5;
               2,1,4];
Real b1[3] = {10,22,12};
Real b2[3] = { 7,13,10};
Real LU[3,3];
Integer pivots[3];
Real x1[3];
Real x2[3];
algorithm
  (LU, pivots) := Matrices.LU(A);
  x1 := Matrices.LU_solve(LU, pivots, b1); // x1 = {3,2,1}
  x2 := Matrices.LU_solve(LU, pivots, b2); // x2 = {1,0,2}
```


See also[Matrices.LU](#), [Matrices.solve](#),**Inputs**

Type	Name	Default	Description
Real	LU[:, size(LU, 1)]		L,U factors of Matrices.LU(..) for a square matrix
Integer	pivots[size(LU, 1)]		Pivots indices of Matrices.LU(..)
Real	b[size(LU, 1)]		Right hand side vector of $P*L*U*x=b$

Outputs

Type	Name	Description
Real	x[size(b, 1)]	Solution vector such that $P*L*U*x = b$

Modelica.Math.Matrices.LU_solve2

Solve real system of linear equations $P*L*U*X=B$ with a B matrix and an LU decomposition (from [LU\(..\)](#))

**Information****Syntax**

```
Matrices.LU_solve(LU, pivots, B);
```

Description

This function call returns the solution **X** of the linear systems of equations

$$P*L*U*X = B;$$

where **P** is a permutation matrix (implicitly defined by vector `pivots`), **L** is a lower triangular matrix with unit diagonal elements (lower trapezoidal if $m > n$), and **U** is an upper triangular matrix (upper trapezoidal if $m < n$). The matrices of this decomposition are computed with function [Matrices.LU](#) that returns arguments `LU` and `pivots` used as input arguments of [Matrices.LU_solve2](#). With [Matrices.LU](#) and [Matrices.LU_solve2](#) it is possible to efficiently solve linear systems with different right hand side **matrices**. If a linear system of equations with just one right hand side matrix shall be solved, it is more convenient to just use the function [Matrices.solve2](#).

If a unique solution **X** does not exist (since the LU decomposition is singular), an exception is raised.

The LU factorization is computed with the LAPACK function "dgetrf", i.e., by Gaussian elimination using partial pivoting with row interchanges. Vector "pivots" are the pivot indices, i.e., for $1 \leq i \leq \min(m,n)$, row *i* of matrix A was interchanged with row `pivots[i]`.

Example

```
Real A[3,3] = [1,2,3;
               3,4,5;
               2,1,4];
Real B1[3] = [10, 20;
              22, 44;
              12, 24];
```

```

Real B2[3] = [ 7, 14;
               13, 26;
               10, 20];
Real    LU[3,3];
Integer pivots[3];
Real    X1[3,2];
Real    X2[3,2];
algorithm
  (LU, pivots) := Matrices.LU(A);
  X1 := Matrices.LU_solve2(LU, pivots, B1); /* X1 = [3, 6;
                                                    2, 4;
                                                    1, 2] */
  X2 := Matrices.LU_solve2(LU, pivots, B2); /* X2 = [1, 2;
                                                    0, 0;
                                                    2, 4] */

```

See also

[Matrices.LU](#), [Matrices.solve2](#),

Inputs

Type	Name	Default	Description
Real	LU[:, size(LU, 1)]		L,U factors of Matrices.LU(..) for a square matrix
Integer	pivots[size(LU, 1)]		Pivots indices of Matrices.LU(..)
Real	B[size(LU, 1), :]		Right hand side matrix of $P*L*U*X=B$

Outputs

Type	Name	Description
Real	X[size(B, 1), size(B, 2)]	Solution matrix such that $P*L*U*X = B$

Modelica.Math.Matrices.QR

QR decomposition of a square matrix with column pivoting ($A(:,p) = Q*R$)

Information**Syntax**

```
(Q,R,p) = Matrices.QR(A);
```

Description

This function returns the QR decomposition of a rectangular matrix **A** (the number of columns of **A** must be less than or equal to the number of rows):

$$Q*R = A[:,p]$$

where **Q** is a rectangular matrix that has orthonormal columns and has the same size as **A** ($Q^T Q = I$), **R** is a square, upper triangular matrix and **p** is a permutation vector. Matrix **R** has the following important properties:



- The absolute value of a diagonal element of \mathbf{R} is the largest value in this row, i.e., $\text{abs}(\mathbf{R}[i,i]) \geq \text{abs}(\mathbf{R}[i,j])$.
- The diagonal elements of \mathbf{R} are sorted according to size, such that the largest absolute value is $\text{abs}(\mathbf{R}[1,1])$ and $\text{abs}(\mathbf{R}[i,i]) \geq \text{abs}(\mathbf{R}[j,j])$ with $i < j$.

This means that if $\text{abs}(\mathbf{R}[i,i]) \leq \epsilon$ then $\text{abs}(\mathbf{R}[j,k]) \leq \epsilon$ for $j \geq i$, i.e., the i -th row up to the last row of \mathbf{R} have small elements and can be treated as being zero. This allows to, e.g., estimate the row-rank of \mathbf{R} (which is the same row-rank as \mathbf{A}). Furthermore, \mathbf{R} can be partitioned in two parts

$$\mathbf{A}[:,p] = \mathbf{Q} * \begin{bmatrix} \mathbf{R}_1 & \mathbf{R}_2 \\ 0 & 0 \end{bmatrix}$$

where \mathbf{R}_1 is a regular, upper triangular matrix.

Note, the solution is computed with the LAPACK functions "dgeqpf" and "dorgqr", i.e., by Housholder transformations with column pivoting. If \mathbf{Q} is not needed, the function may be called as: $(, \mathbf{R}, p) = \text{QR}(\mathbf{A})$.

Example

```
Real A[3,3] = [1,2,3;
               3,4,5;
               2,1,4];
Real R[3,3];
algorithm
  (,R) := Matrices.QR(A); // R = [-7.07..., -4.24..., -3.67...;
                                0      , -1.73..., -0.23...;
                                0      , 0      , 0.65...];
```

Inputs

Type	Name	Default	Description
Real	A[:, :]		Rectangular matrix with $\text{size}(\mathbf{A},1) \geq \text{size}(\mathbf{A},2)$

Outputs

Type	Name	Description
Real	Q[size(A, 1), size(A, 2)]	Rectangular matrix with orthonormal columns such that $\mathbf{Q}^*\mathbf{R}=\mathbf{A}[:,p]$
Real	R[size(A, 2), size(A, 2)]	Square upper triangular matrix
Integer	p[size(A, 2)]	Column permutation vector

Modelica.Math.Matrices.eigenValues

Compute eigenvalues and eigenvectors for a real, nonsymmetric matrix

Information

Syntax

```
eigenvalues = Matrices.eigenValues(A);
(eigenvalues, eigenvectors) = Matrices.eigenValues(A);
```



Description

This function call returns the eigenvalues and optionally the (right) eigenvectors of a square matrix **A**. The first column of "eigenvalues" contains the real and the second column contains the imaginary part of the eigenvalues. If the i-th eigenvalue has no imaginary part, then eigenvectors[:,i] is the corresponding real eigenvector. If the i-th eigenvalue has an imaginary part, then eigenvalues[i+1,:] is the conjugate complex eigenvalue and eigenvectors[:,i] is the real and eigenvectors[:,i+1] is the imaginary part of the eigenvector of the i-th eigenvalue. With function [Matrices.eigenValueMatrix](#), a real block diagonal matrix is constructed from the eigenvalues such that

$$A = \text{eigenvectors} * \text{eigenValueMatrix}(\text{eigenvalues}) * \text{inv}(\text{eigenvectors})$$

provided the eigenvector matrix "eigenvectors" can be inverted (an inversion is possible, if all eigenvalues are different and no eigenvalue is zero).

Example

```
Real A[3,3] = [1,2,3;
               3,4,5;
               2,1,4];

Real eval;
algorithm
  eval := Matrices.eigenValues(A); // eval = [-0.618, 0;
                                           //      8.0   , 0;
                                           //      1.618, 0];
```

i.e., matrix A has the 3 real eigenvalues -0.618, 8, 1.618.

See also

[Matrices.eigenValueMatrix](#), [Matrices.singularValues](#)

Inputs

Type	Name	Default	Description
Real	A[:, size(A, 1)]		Matrix

Outputs

Type	Name	Description
Real	eigenvalues[size(A, 1), 2]	Eigenvalues of matrix A (Re: first column, Im: second column)
Real	eigenvectors[size(A, 1), size(A, 2)]	Real-valued eigenvector matrix

Modelica.Math.Matrices.eigenValueMatrix

Return real valued block diagonal matrix J of eigenvalues of matrix A ($A=V*J*V_{inv}$)

Information

Syntax

```
Matrices.eigenValueMatrix(eigenvalues);
```



Description

The function call returns a block diagonal matrix **J** from the the two-column matrix `eigenvalues` (computed by function [Matrices.eigenValues](#)). Matrix `eigenvalues` must have the real part of the eigenvalues in the first column and the imaginary part in the second column. If an eigenvalue *i* has a vanishing imaginary part, then **J**[*i*,*i*] = `eigenvalues`[*i*,1], i.e., the diagonal element of **J** is the real eigenvalue. Otherwise, eigenvalue *i* and conjugate complex eigenvalue *i*+1 are used to construct a 2 by 2 diagonal block of **J**:

```
J[i , i]      := eigenvalues[i,1];
J[i , i+1]    := eigenvalues[i,2];
J[i+1, i]     := eigenvalues[i+1,2];
J[i+1, i+1]   := eigenvalues[i+1,1];
```

See also

[Matrices.eigenValues](#)

Inputs

Type	Name	Default	Description
Real	<code>eigenValues[:, 2]</code>		Eigen values from function <code>eigenValues(..)</code> (Re: first column, Im: second column)

Outputs

Type	Name	Description
Real	<code>J[size(eigenValues, 1), size(eigenValues, 1)]</code>	Real valued block diagonal matrix with eigen values (Re: 1x1 block, Im: 2x2 block)

Modelica.Math.Matrices.singularValues

Compute singular values and left and right singular vectors

**Information****Syntax**

```
sigma = Matrices.singularValues(A);
(sigma, U, VT) = Matrices.singularValues(A);
```

Description

This function computes the singular values and optionally the singular vectors of matrix **A**. Basically the singular value decomposition of **A** is computed, i.e.,

$$\begin{aligned}\mathbf{A} &= \mathbf{U} \mathbf{\Sigma} \mathbf{V}^T \\ &= \mathbf{U} * \mathbf{\Sigma} * \mathbf{V}^T\end{aligned}$$

where **U** and **V** are orthogonal matrices ($\mathbf{U}\mathbf{U}^T = \mathbf{I}$, $\mathbf{V}\mathbf{V}^T = \mathbf{I}$). $\mathbf{\Sigma} = \text{diag}(\sigma_i)$ has the same size as matrix **A** with nonnegative diagonal elements in decreasing order and with all other elements zero (σ_1 is the largest element). The function returns the singular values σ_i in vector `sigma` and the orthogonal matrices in matrices **U** and **V**.

Example

```

A = [1, 2, 3, 4;
     3, 4, 5, -2;
     -1, 2, -3, 5];
(sigma, U, VT) = singularValues(A);
results in:
  sigma = {8.33, 6.94, 2.31};
i.e.
  Sigma = [8.33, 0, 0, 0;
           0, 6.94, 0, 0;
           0, 0, 2.31, 0]

```

See also

[Matrices.eigenValues](#)

Inputs

Type	Name	Default	Description
Real	A[:, :]		Matrix

Outputs

Type	Name	Description
Real	sigma[min(size(A, 1), size(A, 2))]	Singular values
Real	U[size(A, 1), size(A, 1)]	Left orthogonal matrix
Real	VT[size(A, 2), size(A, 2)]	Transposed right orthogonal matrix

Modelica.Math.Matrices.det

Determinant of a matrix (computed by LU decomposition)

Information**Syntax**

```
Matrices.det(A);
```

Description

This function call returns the determinant of matrix A computed by a LU decomposition. Usually, this function should never be used, because there are nearly always better numerical algorithms as by computing the determinant. E.g., use function [Matrices.rank](#) to compute the rank of a matrix.

See also

[Matrices.rank](#), [Matrices.solve](#)

Inputs

Type	Name	Default	Description
------	------	---------	-------------



Real	A[:, size(A, 1)]		
------	------------------	--	--

Outputs

Type	Name	Description
Real	result	Determinant of matrix A

Modelica.Math.Matrices.inv

Inverse of a matrix (try to avoid, use function solve(.) instead)

**Information****Inputs**

Type	Name	Default	Description
Real	A[:, size(A, 1)]		

Outputs

Type	Name	Description
Real	invA[size(A, 1), size(A, 2)]	Inverse of matrix A

Modelica.Math.Matrices.rank

Rank of a matrix (computed with singular values)

**Information****Inputs**

Type	Name	Default	Description
Real	A[:, :]		Matrix
Real	eps	0	If eps > 0, the singular values are checked against eps; otherwise eps=max(size(A))*norm(A)*Modelica.Constants.eps is used

Outputs

Type	Name	Description
Integer	result	Rank of matrix A

Modelica.Math.Matrices.balance

Balancing of matrix A to improve the condition of A

**Information**

The function transformates the matrix A, so that the norm of the i-th column is nearby the i-th row. (D,B)=Matrices.balance(A) returns a vector D, such that B=inv(diagonal(D))*A*diagonal(D) has better condition. The elements of D are multiples of 2. Balancing attempts to make the norm of each row equal to

the norm of the belonging column.

Balancing is used to minimize roundoff errors inducted through large matrix calculations like Taylor-series approximation or computation of eigenvalues.

Example:

```
- A = [1, 10, 1000; .01, 0, 10; .005, .01, 10]
- Matrices.norm(A, 1);
  = 1020.0
- (T,B)=Matrices.balance(A)
- T
  = {256, 16, 0.5}
- B
  = [1,      0.625,   1.953125;
     0.16,   0,      0.3125;
     2.56,  0.32,   10.0]
- Matrices.norm(B, 1);
  = 12.265625
```

The Algorithm is taken from

H. D. Joos, G. Grbel:

RASP'91 Regulator Analysis and Synthesis Programs
DLR - Control Systems Group 1991

which based on the balanc function from EISPACK.

Inputs

Type	Name	Default	Description
Real	A[:, size(A, 1)]		

Outputs

Type	Name	Description
Real	D[size(A, 1)]	diagonal(D)=T is transformation matrix, such that T*A*inv(T) has smaller condition as A
Real	B[size(A, 1), size(A, 1)]	Balanced matrix (= diagonal(D)*A*inv(diagonal(D)))

Modelica.Math.Matrices.exp

Compute the exponential of a matrix by adaptive Taylor series expansion with scaling and balancing



Information

This function computes

$$\Phi = e^{(\mathbf{A}T)} = \mathbf{I} + \mathbf{A}T + \frac{(\mathbf{A}T)^2}{2!} + \frac{(\mathbf{A}T)^3}{3!} + \dots$$

where $e=2.71828\dots$, \mathbf{A} is an $n \times n$ matrix with real elements and T is a real number, e.g., the sampling time. \mathbf{A} may be singular. With the exponential of a matrix it is, e.g., possible to compute the solution of a linear system of differential equations

$$\text{der}(\mathbf{x}) = \mathbf{A} * \mathbf{x} \quad \rightarrow \quad \mathbf{x}(t_0 + T) = e^{(\mathbf{A}T)} * \mathbf{x}(t_0)$$

The function is called as

```
Phi = Matrices.exp(A,T);
```

or

```
M = Matrices.exp(A);
```

what calculates M as the exponential of matrix A.

Algorithmic details:

The algorithm is taken from

H. D. Joos, G. Gruebel:

RASP'91 Regulator Analysis and Synthesis Programs

DLR - Control Systems Group 1991

The following steps are performed to calculate the exponential of A:

1. Matrix **A** is balanced
(= is transformed with a diagonal matrix **D**, such that $\text{inv}(\mathbf{D}) * \mathbf{A} * \mathbf{D}$ has a smaller condition as **A**).
2. The scalar T is divided by a multiple of 2 such that $\text{norm}(\text{inv}(\mathbf{D}) * \mathbf{A} * \mathbf{D} * T / 2^k) < 0.5$. Note, that (1) and (2) are implemented such that no round-off errors are introduced.
3. The matrix from (2) is approximated by explicitly performing the Taylor series expansion with a variable number of terms. Truncation occurs if a new term does no longer contribute to the value of Φ from the previous iteration.
4. The resulting matrix is transformed back, by reverting the steps of (2) and (1).

In several sources it is not recommended to use Taylor series expansion to calculate the exponential of a matrix, such as in 'C.B. Moler and C.F. Van Loan: Nineteen dubious ways to compute the exponential of a matrix. SIAM Review 20, pp. 801-836, 1979' or in the documentation of m-file expm2 in Matlab version 6 (<http://www.MathWorks.com>) where it is stated that 'As a practical numerical method, this is often slow and inaccurate'. These statements are valid for a direct implementation of the Taylor series expansion, but *not* for the implementation variant used in this function.

Inputs

Type	Name	Default	Description
Real	A[:, size(A, 1)]		
Real	T	1	

Outputs

Type	Name	Description
Real	phi[size(A, 1), size(A, 1)]	= exp(A*T)

Modelica.Math.Matrices.integralExp

Computation of the transition-matrix phi and its integral gamma



Information

The function uses a Taylor series expansion with Balancing and scaling/squaring to approximate the integral Ψ of the matrix exponential $\Phi = e^{(AT)}$:

$$\Psi = \int (e^{As}) ds = IT + \frac{AT^2}{2!} + \frac{A^2 * T^3}{3!} + \dots + \frac{A^k * T^{(k+1)}}{(k+1)!}$$

Φ is calculated through $\Phi = I + A*\Psi$, so A may be singular. Γ is simple $\Psi*B$.

The algorithm runs in the following steps:

1. Balancing
2. Scaling
3. Taylor series expansion
4. Re-scaling
5. Re-Balancing

Balancing put the bad condition of a square matrix A into a diagonal transformation matrix D . This reduce the effort of following calculations. Afterwards the result have to be re-balanced by transformation $D*A*transf*inv(D)$.

Scaling halfen T k -times, until the norm of $A*T$ is less than 0.5. This garantees minumum rounding errors in the following series expansion. The re-scaling based on the equation $\exp(A*2T) = \exp(AT)^2$. The needed re-scaling formula for psi thus becomes:

$$\begin{aligned}\Phi &= \Phi' * \Phi' \\ I + A*\Psi &= I + 2A*\Psi' + A^2*\Psi'^2 \\ \Psi &= A*\Psi'^2 + 2*\Psi'\end{aligned}$$

where ψ' is the scaled result from the series expansion while ψ is the re-scaled matrix.

The function is normally used to discretize a state-space system as the zero-order-hold equivalent:

$$\begin{aligned}x(k+1) &= \Phi * x(k) + \Gamma * u(k) \\ y(k) &= C * x(k) + D * u(k)\end{aligned}$$

The zero-order-hold sampling, also known as step-invariant method, gives exact values of the state variables, under the assumption that the control signal u is constant between the sampling instants. Zero-order-hold sampling is discribed in

K. J. Astroem, B. Wittenmark:

Computer Controlled Systems - Theory and Design
Third Edition, p. 32

Syntax:

```
(phi,gamma) = Matrices.expIntegral(A,B,T)
    A,phi: [n,n] square matrices
    B,gamma: [n,m] input matrix
    T: scalar, e.g. sampling time
```

The Algorithm to calculate ψ is taken from

H. D. Joos, G. Gruebel:

RASP'91 Regulator Analysis and Synthesis Programs
DLR - Control Systems Group 1991

Inputs

Type	Name	Default	Description
Real	A[:, size(A, 1)]		
Real	B[size(A, 1), :]		
Real	T	1	

Outputs

Type	Name	Description
Real	phi[size(A, 1), size(A, 1)]	= exp(A*T)
Real	gamma[size(A, 1), size(B, 2)]	= integral(phi)*B

Modelica.Math.Matrices.integralExpT

Computation of the transition-matrix phi and the integral gamma and gamma1



Information

The function calculates the matrices phi, gamma, gamma1 through the equation:

$$[\text{phi} \quad \text{gamma} \quad \text{gamma1}] = [I \quad 0 \quad 0] * \exp \left(\begin{bmatrix} A & B & 0 \\ 0 & 0 & I \\ 0 & 0 & 0 \end{bmatrix} * T \right)$$

Syntax:

```
(phi, gamma, gamma1) = Matrices.ExpIntegral2(A, B, T)
    A, phi: [n,n] square matrices
    B, gamma, gamma1: [n,m] matrices
    T: scalar, e.g. sampling time
```

The matrices define the discretized first-order-hold equivalent of a state-space system:

$$x(k+1) = \text{phi} * x(k) + \text{gamma} * u(k) + \text{gamma1} / T * (u(k+1) - u(k))$$

The first-order-hold sampling, also known as ramp-invariant method, gives more smooth control signals as the ZOH equivalent. First-order-hold sampling is described in

K. J. Astrom, B. Wittenmark:

Computer Controlled Systems - Theory and Design
Third Edition, p. 256

Inputs

Type	Name	Default	Description
Real	A[:, size(A, 1)]		
Real	B[size(A, 1), :]		
Real	T	1	

Outputs

Type	Name	Description
Real	phi[size(A, 1), size(A, 1)]	= exp(A*T)
Real	gamma[size(A, 1), size(B, 2)]	= integral(phi)*B
Real	gamma1[size(A, 1), size(B, 2)]	= integral((T-t)*exp(A*t))*B

Modelica.Math.Matrices.LAPACK

Interface to LAPACK library (should usually not directly be used but only indirectly via

Modelica.Math.Matrices)**Information**

This package contains external Modelica functions as interface to the LAPACK library (<http://www.netlib.org/lapack>) that provides FORTRAN subroutines to solve linear algebra tasks. Usually, these functions are not directly called, but only via the much more convenient interface of [Modelica.Math.Matrices](#). The documentation of the LAPACK functions is a copy of the original FORTRAN code.





















The details of LAPACK are described in:

Anderson E., Bai Z., Bischof C., Blackford S., Demmel J., Dongarra J., Du Croz J., Greenbaum A., Hammarling S., McKenney A., and Sorensen D.:

Lapack Users' Guide. Third Edition, SIAM, 1999.

This package contains a direct interface to the LAPACK subroutines

Package Content

Name	Description
 dgeev	Compute eigenvalues and (right) eigenvectors for real nonsymmetrix matrix A
 dgeev_eigenValues	Compute eigenvalues for real nonsymmetrix matrix A
 dgegv	Compute generalized eigenvalues and eigenvectors for a (A,B) system
 dgels_vec	Solves overdetermined or underdetermined real linear equations $A*x=b$ with a b vector
 dgelsx_vec	Computes the minimum-norm solution to a real linear least squares problem with rank deficient A
 dgesv	Solve real system of linear equations $A*X=B$ with a B matrix
 dgesv_vec	Solve real system of linear equations $A*x=b$ with a b vector
 dggls_vec	Solve a linear equality constrained least squares problem
 dgtsv	Solve real system of linear equations $A*X=B$ with B matrix and tridiagonal A
 dgtsv_vec	Solve real system of linear equations $A*x=b$ with b vector and tridiagonal A
 dgbsv	Solve real system of linear equations $A*X=B$ with a B matrix
 dgbsv_vec	Solve real system of linear equations $A*x=b$ with a b vector
 dgesvd	Determine singular value decomposition
 dgesvd_sigma	Determine singular values
 dgetrf	Compute LU factorization of square or rectangular matrix A ($A = P*L*U$)
 dgetrs	Solves a system of linear equations with the LU decomposition from dgetrf(..)
 dgetrs_vec	Solves a system of linear equations with the LU decomposition from dgetrf(..)
 dgetri	Computes the inverse of a matrix using the LU factorization from dgetrf(..)
 dgeqpf	Compute QR factorization of square or rectangular matrix A with column pivoting ($A(:,p) = Q*R$)
 dorgqr	Generates a Real orthogonal matrix Q which is defined as the product of elementary reflectors as returned from dgeqpf

Modelica.Math.Matrices.LAPACK.dgeev**Compute eigenvalues and (right) eigenvectors for real nonsymmetric matrix A****Information**

Lapack documentation

Purpose

=====

DGEEV computes for an N-by-N real nonsymmetric matrix A, the eigenvalues and, optionally, the left and/or right eigenvectors. The right eigenvector $v(j)$ of A satisfies

$$A * v(j) = \lambda(j) * v(j)$$

where $\lambda(j)$ is its eigenvalue.

The left eigenvector $u(j)$ of A satisfies

$$u(j)^*H * A = \lambda(j) * u(j)^*H$$

where $u(j)^*H$ denotes the conjugate transpose of $u(j)$.

The computed eigenvectors are normalized to have Euclidean norm equal to 1 and largest component real.

Arguments

=====

JOBVL (input) CHARACTER*1

= 'N': left eigenvectors of A are not computed;

= 'V': left eigenvectors of A are computed.

JOBVR (input) CHARACTER*1

= 'N': right eigenvectors of A are not computed;

= 'V': right eigenvectors of A are computed.

N (input) INTEGER

The order of the matrix A. $N \geq 0$.

A (input/output) DOUBLE PRECISION array, dimension (LDA,N)

On entry, the N-by-N matrix A.

On exit, A has been overwritten.

LDA (input) INTEGER

The leading dimension of the array A. $LDA \geq \max(1, N)$.

WR (output) DOUBLE PRECISION array, dimension (N)

WI (output) DOUBLE PRECISION array, dimension (N)

WR and WI contain the real and imaginary parts, respectively, of the computed eigenvalues. Complex conjugate pairs of eigenvalues appear consecutively with the eigenvalue having the positive imaginary part first.

VL (output) DOUBLE PRECISION array, dimension (LDVL,N)

If JOBVL = 'V', the left eigenvectors $u(j)$ are stored one after another in the columns of VL, in the same order as their eigenvalues.

If JOBVL = 'N', VL is not referenced.

If the j-th eigenvalue is real, then $u(j) = VL(:,j)$, the j-th column of VL.

If the j-th and (j+1)-st eigenvalues form a complex conjugate pair, then $u(j) = VL(:,j) + i*VL(:,j+1)$ and $u(j+1) = VL(:,j) - i*VL(:,j+1)$.

LDVL (input) INTEGER

The leading dimension of the array VL. $LDVL \geq 1$; if JOBVL = 'V', $LDVL \geq N$.

VR (output) DOUBLE PRECISION array, dimension (LDVR,N)

If JOBVR = 'V', the right eigenvectors $v(j)$ are stored one after another in the columns of VR, in the same order as their eigenvalues.

If JOBVR = 'N', VR is not referenced.

If the j -th eigenvalue is real, then $v(j) = VR(:,j)$, the j -th column of VR .
If the j -th and $(j+1)$ -st eigenvalues form a complex conjugate pair, then $v(j) = VR(:,j) + i*VR(:,j+1)$ and $v(j+1) = VR(:,j) - i*VR(:,j+1)$.

LDVR (input) INTEGER
The leading dimension of the array VR . $LDVR \geq 1$; if $JOBVR = 'V'$, $LDVR \geq N$.

WORK (workspace/output) DOUBLE PRECISION array, dimension (LWORK)

On exit, if $INFO = 0$, $WORK(1)$ returns the optimal LWORK.

LWORK (input) INTEGER
The dimension of the array $WORK$. $LWORK \geq \max(1, 3*N)$, and if $JOBVL = 'V'$ or $JOBVR = 'V'$, $LWORK \geq 4*N$. For good performance, LWORK must generally be larger.

INFO (output) INTEGER
= 0: successful exit
< 0: if $INFO = -i$, the i -th argument had an illegal value.
> 0: if $INFO = i$, the QR algorithm failed to compute all the eigenvalues, and no eigenvectors have been computed; elements $i+1:N$ of WR and WI contain eigenvalues which have converged.

Inputs

Type	Name	Default	Description
Real	$A[:, \text{size}(A, 1)]$		

Outputs

Type	Name	Description
Real	$\text{eigenReal}[\text{size}(A, 1)]$	Real part of eigen values
Real	$\text{eigenImag}[\text{size}(A, 1)]$	Imaginary part of eigen values
Real	$\text{eigenVectors}[\text{size}(A, 1), \text{size}(A, 1)]$	Right eigen vectors
Integer	info	

Modelica.Math.Matrices.LAPACK.dgeev_eigenValues

Compute eigenvalues for real nonsymmetrix matrix A



Information

Lapack documentation

Purpose
=====

DGEEV computes for an N -by- N real nonsymmetric matrix A , the eigenvalues and, optionally, the left and/or right eigenvectors. The right eigenvector $v(j)$ of A satisfies

$$A * v(j) = \text{lambda}(j) * v(j)$$

where $\text{lambda}(j)$ is its eigenvalue.
The left eigenvector $u(j)$ of A satisfies

$$u(j)**H * A = \text{lambda}(j) * u(j)**H$$

where $u(j)**H$ denotes the conjugate transpose of $u(j)$.
The computed eigenvectors are normalized to have Euclidean norm

equal to 1 and largest component real.

Arguments

=====

JOBVL (input) CHARACTER*1
= 'N': left eigenvectors of A are not computed;
= 'V': left eigenvectors of A are computed.

JOBVR (input) CHARACTER*1
= 'N': right eigenvectors of A are not computed;
= 'V': right eigenvectors of A are computed.

N (input) INTEGER
The order of the matrix A. $N \geq 0$.

A (input/output) DOUBLE PRECISION array, dimension (LDA,N)
On entry, the N-by-N matrix A.
On exit, A has been overwritten.

LDA (input) INTEGER
The leading dimension of the array A. $LDA \geq \max(1,N)$.

WR (output) DOUBLE PRECISION array, dimension (N)

WI (output) DOUBLE PRECISION array, dimension (N)
WR and WI contain the real and imaginary parts, respectively, of the computed eigenvalues. Complex conjugate pairs of eigenvalues appear consecutively with the eigenvalue having the positive imaginary part first.

VL (output) DOUBLE PRECISION array, dimension (LDVL,N)
If JOBVL = 'V', the left eigenvectors $u(j)$ are stored one after another in the columns of VL, in the same order as their eigenvalues.
If JOBVL = 'N', VL is not referenced.
If the j-th eigenvalue is real, then $u(j) = VL(:,j)$, the j-th column of VL.
If the j-th and (j+1)-st eigenvalues form a complex conjugate pair, then $u(j) = VL(:,j) + i*VL(:,j+1)$ and $u(j+1) = VL(:,j) - i*VL(:,j+1)$.

LDVL (input) INTEGER
The leading dimension of the array VL. $LDVL \geq 1$; if JOBVL = 'V', $LDVL \geq N$.

VR (output) DOUBLE PRECISION array, dimension (LDVR,N)
If JOBVR = 'V', the right eigenvectors $v(j)$ are stored one after another in the columns of VR, in the same order as their eigenvalues.
If JOBVR = 'N', VR is not referenced.
If the j-th eigenvalue is real, then $v(j) = VR(:,j)$, the j-th column of VR.
If the j-th and (j+1)-st eigenvalues form a complex conjugate pair, then $v(j) = VR(:,j) + i*VR(:,j+1)$ and $v(j+1) = VR(:,j) - i*VR(:,j+1)$.

LDVR (input) INTEGER
The leading dimension of the array VR. $LDVR \geq 1$; if JOBVR = 'V', $LDVR \geq N$.

WORK (workspace/output) DOUBLE PRECISION array, dimension (LWORK)

On exit, if INFO = 0, WORK(1) returns the optimal LWORK.

LWORK (input) INTEGER
The dimension of the array WORK. $LWORK \geq \max(1,3*N)$, and if JOBVL = 'V' or JOBVR = 'V', $LWORK \geq 4*N$. For good performance, LWORK must generally be larger.

INFO (output) INTEGER
= 0: successful exit
< 0: if INFO = -i, the i-th argument had an illegal value.

> 0: if INFO = i, the QR algorithm failed to compute all the eigenvalues, and no eigenvectors have been computed; elements i+1:N of WR and WI contain eigenvalues which have converged.

Inputs

Type	Name	Default	Description
Real	A[:, size(A, 1)]		

Outputs

Type	Name	Description
Real	EigenReal[size(A, 1)]	
Real	EigenImag[size(A, 1)]	
Integer	info	

Modelica.Math.Matrices.LAPACK.dgegv

Compute generalized eigenvalues and eigenvectors for a (A,B) system



Information

Purpose
=====

For a pair of N-by-N real nonsymmetric matrices A, B:
 compute the generalized eigenvalues ($\alpha \pm \beta i$, beta)
 compute the left and/or right generalized eigenvectors
 (VL and VR)

The second action is optional -- see the description of JOBVL and JOBVR below.

A generalized eigenvalue for a pair of matrices (A,B) is, roughly speaking, a scalar w or a ratio $\alpha/\beta = w$, such that $A - wB$ is singular. It is usually represented as the pair (α, β), as there is a reasonable interpretation for $\beta=0$, and even for both being zero. A good beginning reference is the book, "Matrix Computations", by G. Golub & C. van Loan (Johns Hopkins U. Press). A right generalized eigenvector corresponding to a generalized eigenvalue w for a pair of matrices (A,B) is a vector r such that $(A - w B) r = 0$. A left generalized eigenvector is a vector

l such that $(A - w B)^H l = 0$.

Note: this routine performs "full balancing" on A and B -- see "Further Details", below.

Arguments
=====

JOBVL (input) CHARACTER*1
 = 'N': do not compute the left generalized eigenvectors;
 = 'V': compute the left generalized eigenvectors.
 JOBVR (input) CHARACTER*1
 = 'N': do not compute the right generalized eigenvectors;
 = 'V': compute the right generalized eigenvectors.
 N (input) INTEGER
 The number of rows and columns in the matrices A, B, VL, and

VR. $N \geq 0$.

A (input/workspace) DOUBLE PRECISION array, dimension (LDA, N)
On entry, the first of the pair of matrices whose generalized eigenvalues and (optionally) generalized eigenvectors are to be computed.
On exit, the contents will have been destroyed. (For a description of the contents of A on exit, see "Further Details", below.)

LDA (input) INTEGER
The leading dimension of A. $LDA \geq \max(1, N)$.

B (input/workspace) DOUBLE PRECISION array, dimension (LDB, N)
On entry, the second of the pair of matrices whose generalized eigenvalues and (optionally) generalized eigenvectors are to be computed.
On exit, the contents will have been destroyed. (For a description of the contents of B on exit, see "Further Details", below.)

LDB (input) INTEGER
The leading dimension of B. $LDB \geq \max(1, N)$.

ALPHAR (output) DOUBLE PRECISION array, dimension (N)
ALPHAI (output) DOUBLE PRECISION array, dimension (N)
BETA (output) DOUBLE PRECISION array, dimension (N)
On exit, $(ALPHAR(j) + ALPHAI(j)*i)/BETA(j)$, $j=1, \dots, N$, will be the generalized eigenvalues. If ALPHAI(j) is zero, then the j-th eigenvalue is real; if positive, then the j-th and (j+1)-st eigenvalues are a complex conjugate pair, with ALPHAI(j+1) negative.
Note: the quotients $ALPHAR(j)/BETA(j)$ and $ALPHAI(j)/BETA(j)$ may easily over- or underflow, and BETA(j) may even be zero. Thus, the user should avoid naively computing the ratio alpha/beta. However, ALPHAR and ALPHAI will be always less than and usually comparable with norm(A) in magnitude, and BETA always less than and usually comparable with norm(B).

VL (output) DOUBLE PRECISION array, dimension (LDVL, N)
If JOBVL = 'V', the left generalized eigenvectors. (See "Purpose", above.) Real eigenvectors take one column, complex take two columns, the first for the real part and the second for the imaginary part. Complex eigenvectors correspond to an eigenvalue with positive imaginary part. Each eigenvector will be scaled so the largest component will have $\text{abs}(\text{real part}) + \text{abs}(\text{imag. part}) = 1$, *except* that for eigenvalues with $\alpha=\beta=0$, a zero vector will be returned as the corresponding eigenvector.
Not referenced if JOBVL = 'N'.

LDVL (input) INTEGER
The leading dimension of the matrix VL. $LDVL \geq 1$, and if JOBVL = 'V', $LDVL \geq N$.

VR (output) DOUBLE PRECISION array, dimension (LDVR, N)
If JOBVL = 'V', the right generalized eigenvectors. (See "Purpose", above.) Real eigenvectors take one column, complex take two columns, the first for the real part and the second for the imaginary part. Complex eigenvectors correspond to an eigenvalue with positive imaginary part. Each eigenvector will be scaled so the largest component will have $\text{abs}(\text{real part}) + \text{abs}(\text{imag. part}) = 1$, *except* that for eigenvalues with $\alpha=\beta=0$, a zero vector will be returned as the corresponding eigenvector.
Not referenced if JOBVR = 'N'.

LDVR (input) INTEGER

The leading dimension of the matrix VR. LDVR ≥ 1 , and if JOBVR = 'V', LDVR $\geq N$.

WORK (workspace/output) DOUBLE PRECISION array, dimension (LWORK)
On exit, if INFO = 0, WORK(1) returns the optimal LWORK.

LWORK (input) INTEGER
The dimension of the array WORK. LWORK $\geq \max(1, 8*N)$.
For good performance, LWORK must generally be larger.
To compute the optimal value of LWORK, call ILAENV to get blocksizes (for DGEQRF, DORMQR, and DORGQR.) Then compute:
NB -- MAX of the blocksizes for DGEQRF, DORMQR, and DORGQR;
The optimal LWORK is:
 $2*N + \max(6*N, N*(NB+1))$.

INFO (output) INTEGER
= 0: successful exit
< 0: if INFO = -i, the i-th argument had an illegal value.
= 1,...,N:
The QZ iteration failed. No eigenvectors have been calculated, but ALPHAR(j), ALPHAI(j), and BETA(j) should be correct for j=INFO+1,...,N.
> N: errors that usually indicate LAPACK problems:
=N+1: error return from DGGBAL
=N+2: error return from DGEQRF
=N+3: error return from DORMQR
=N+4: error return from DORGQR
=N+5: error return from DGGHRD
=N+6: error return from DHGEQZ (other than failed iteration)
=N+7: error return from DTGEVC
=N+8: error return from DGGBAK (computing VL)
=N+9: error return from DGGBAK (computing VR)
=N+10: error return from DLASCL (various calls)

Further Details

=====

Balancing

This driver calls DGGBAL to both permute and scale rows and columns of A and B. The permutations PL and PR are chosen so that $PL*A*PR$ and $PL*B*PR$ will be upper triangular except for the diagonal blocks $A(i:j,i:j)$ and $B(i:j,i:j)$, with i and j as close together as possible. The diagonal scaling matrices DL and DR are chosen so that the pair $DL*PL*A*PR*DR$, $DL*PL*B*PR*DR$ have entries close to one (except for the entries that start out zero.)

After the eigenvalues and eigenvectors of the balanced matrices have been computed, DGGBAK transforms the eigenvectors back to what they would have been (in perfect arithmetic) if they had not been balanced.

Contents of A and B on Exit

If any eigenvectors are computed (either JOBVL='V' or JOBVR='V' or both), then on exit the arrays A and B will contain the real Schur form[*] of the "balanced" versions of A and B. If no eigenvectors are computed, then only the diagonal blocks will be correct.
[*] See DHGEQZ, DGEQS, or read the book "Matrix Computations",

Inputs

Type	Name	Default	Description
------	------	---------	-------------

Real	A[:, size(A, 1)]		
Real	B[size(A, 1), size(A, 1)]		

Outputs

Type	Name	Description
Real	alphaReal[size(A, 1)]	Real part of alpha (eigenvalue=(alphaReal+i*alphamag)/beta)
Real	alphamag[size(A, 1)]	Imaginary part of alpha
Real	beta[size(A, 1)]	Denominator of eigenvalue
Integer	info	

Modelica.Math.Matrices.LAPACK.dgels_vec

Solves overdetermined or underdetermined real linear equations $A \cdot x = b$ with a b vector



Information

Lapack documentation

Purpose
=====

DGELS solves overdetermined or underdetermined real linear systems involving an M-by-N matrix A, or its transpose, using a QR or LQ factorization of A. It is assumed that A has full rank.

The following options are provided:

1. If TRANS = 'N' and $m \geq n$: find the least squares solution of an overdetermined system, i.e., solve the least squares problem
minimize $\| B - A \cdot X \|$.
2. If TRANS = 'N' and $m < n$: find the minimum norm solution of an underdetermined system $A \cdot X = B$.
3. If TRANS = 'T' and $m \geq n$: find the minimum norm solution of an undetermined system $A^{*T} \cdot X = B$.
4. If TRANS = 'T' and $m < n$: find the least squares solution of an overdetermined system, i.e., solve the least squares problem
minimize $\| B - A^{*T} \cdot X \|$.

Several right hand side vectors b and solution vectors x can be handled in a single call; they are stored as the columns of the M-by-NRHS right hand side matrix B and the N-by-NRHS solution matrix X.

Arguments
=====

TRANS (input) CHARACTER
= 'N': the linear system involves A;
= 'T': the linear system involves A^{*T} .

M (input) INTEGER
The number of rows of the matrix A. $M \geq 0$.

N (input) INTEGER
The number of columns of the matrix A. $N \geq 0$.

NRHS (input) INTEGER
The number of right hand sides, i.e., the number of columns of the matrices B and X. $NRHS \geq 0$.

A (input/output) DOUBLE PRECISION array, dimension (LDA,N)
On entry, the M-by-N matrix A.
On exit,
if $M \geq N$, A is overwritten by details of its QR factorization as returned by DGEQRF;
if $M < N$, A is overwritten by details of its LQ factorization as returned by DGELQF.

LDA (input) INTEGER
The leading dimension of the array A. $LDA \geq \max(1,M)$.

B (input/output) DOUBLE PRECISION array, dimension (LDB,NRHS)
On entry, the matrix B of right hand side vectors, stored columnwise; B is M-by-NRHS if $TRANS = 'N'$, or N-by-NRHS if $TRANS = 'T'$.
On exit, B is overwritten by the solution vectors, stored columnwise: if $TRANS = 'N'$ and $m \geq n$, rows 1 to n of B contain the least squares solution vectors; the residual sum of squares for the solution in each column is given by the sum of squares of elements N+1 to M in that column; if $TRANS = 'N'$ and $m < n$, rows 1 to N of B contain the minimum norm solution vectors;
if $TRANS = 'T'$ and $m \geq n$, rows 1 to M of B contain the minimum norm solution vectors;
if $TRANS = 'T'$ and $m < n$, rows 1 to M of B contain the least squares solution vectors; the residual sum of squares for the solution in each column is given by the sum of squares of elements M+1 to N in that column.

LDB (input) INTEGER
The leading dimension of the array B. $LDB \geq \max(1,M,N)$.

WORK (workspace) DOUBLE PRECISION array, dimension (LWORK)
On exit, if $INFO = 0$, $WORK(1)$ returns the optimal LWORK.

LWORK (input) INTEGER
The dimension of the array WORK.
 $LWORK \geq \min(M,N) + \max(1,M,N,NRHS)$.
For optimal performance,
 $LWORK \geq \min(M,N) + \max(1,M,N,NRHS) * NB$
where NB is the optimum block size.

INFO (output) INTEGER
= 0: successful exit
< 0: if $INFO = -i$, the i-th argument had an illegal value

Inputs

Type	Name	Default	Description
Real	A[:, :]		
Real	b[size(A, 1)]		

Outputs

Type	Name	Description
Real	x[nx]	solution is in first size(A,2) rows
Integer	info	

Modelica.Math.Matrices.LAPACK.dgelsx_vec

Computes the minimum-norm solution to a real linear least squares problem with rank deficient A



Information

Lapack documentation

Purpose
=====

DGELSX computes the minimum-norm solution to a real linear least squares problem:

minimize || A * X - B ||
using a complete orthogonal factorization of A. A is an M-by-N matrix which may be rank-deficient.

Several right hand side vectors b and solution vectors x can be handled in a single call; they are stored as the columns of the M-by-NRHS right hand side matrix B and the N-by-NRHS solution matrix X.

The routine first computes a QR factorization with column pivoting:

$$A * P = Q * \begin{bmatrix} R11 & R12 \\ 0 & R22 \end{bmatrix}$$

with R11 defined as the largest leading submatrix whose estimated condition number is less than 1/RCOND. The order of R11, RANK, is the effective rank of A.

Then, R22 is considered to be negligible, and R12 is annihilated by orthogonal transformations from the right, arriving at the complete orthogonal factorization:

$$A * P = Q * \begin{bmatrix} T11 & 0 \\ 0 & 0 \end{bmatrix} * Z$$

The minimum-norm solution is then

$$X = P * Z' \begin{bmatrix} \text{inv}(T11) * Q1' * B \\ 0 \end{bmatrix}$$

where Q1 consists of the first RANK columns of Q.

Arguments
=====

M (input) INTEGER
The number of rows of the matrix A. M >= 0.

N (input) INTEGER
The number of columns of the matrix A. $N \geq 0$.

NRHS (input) INTEGER
The number of right hand sides, i.e., the number of columns of matrices B and X. $NRHS \geq 0$.

A (input/output) DOUBLE PRECISION array, dimension (LDA,N)
On entry, the M-by-N matrix A.
On exit, A has been overwritten by details of its complete orthogonal factorization.

LDA (input) INTEGER
The leading dimension of the array A. $LDA \geq \max(1, M)$.

B (input/output) DOUBLE PRECISION array, dimension (LDB, NRHS)
On entry, the M-by-NRHS right hand side matrix B.
On exit, the N-by-NRHS solution matrix X.
If $m \geq n$ and $RANK = n$, the residual sum-of-squares for the solution in the i-th column is given by the sum of squares of elements N+1:M in that column.

LDB (input) INTEGER
The leading dimension of the array B. $LDB \geq \max(1, M, N)$.

JPVT (input/output) INTEGER array, dimension (N)
On entry, if $JPVT(i) \neq 0$, the i-th column of A is an initial column, otherwise it is a free column. Before the QR factorization of A, all initial columns are permuted to the leading positions; only the remaining free columns are moved as a result of column pivoting during the factorization.
On exit, if $JPVT(i) = k$, then the i-th column of $A \cdot P$ was the k-th column of A.

RCOND (input) DOUBLE PRECISION
RCOND is used to determine the effective rank of A, which is defined as the order of the largest leading triangular submatrix R11 in the QR factorization with pivoting of A, whose estimated condition number $< 1/RCOND$.

RANK (output) INTEGER
The effective rank of A, i.e., the order of the submatrix R11. This is the same as the order of the submatrix T11 in the complete orthogonal factorization of A.

WORK (workspace) DOUBLE PRECISION array, dimension
($\max(\min(M, N) + 3 \cdot N, 2 \cdot \min(M, N) + NRHS)$),

INFO (output) INTEGER
= 0: successful exit
< 0: if $INFO = -i$, the i-th argument had an illegal value

Inputs

Type	Name	Default	Description
------	------	---------	-------------

Real	A[:, :]		
Real	b[size(A, 1)]		
Real	rcond	0.0	Reciprocal condition number to estimate rank

Outputs

Type	Name	Description
Real	x[max(nrow, ncol)]	solution is in first size(A,2) rows
Integer	info	
Integer	rank	Effective rank of A

Modelica.Math.Matrices.LAPACK.dgesv

Solve real system of linear equations $A \cdot X = B$ with a B matrix



Information

Lapack documentation:

Purpose

=====

DGESV computes the solution to a real system of linear equations

$A \cdot X = B$,

where A is an N-by-N matrix and X and B are N-by-NRHS matrices.

The LU decomposition with partial pivoting and row interchanges is used to factor A as

$A = P \cdot L \cdot U$,

where P is a permutation matrix, L is unit lower triangular, and U is

upper triangular. The factored form of A is then used to solve the system of equations $A \cdot X = B$.

Arguments

=====

N (input) INTEGER

The number of linear equations, i.e., the order of the matrix A. $N \geq 0$.

NRHS (input) INTEGER

The number of right hand sides, i.e., the number of columns of the matrix B. $NRHS \geq 0$.

A (input/output) DOUBLE PRECISION array, dimension (LDA,N)

On entry, the N-by-N coefficient matrix A.

On exit, the factors L and U from the factorization

$A = P \cdot L \cdot U$; the unit diagonal elements of L are not stored.

LDA (input) INTEGER

The leading dimension of the array A. $LDA \geq \max(1, N)$.

IPIV (output) INTEGER array, dimension (N)

The pivot indices that define the permutation matrix P; row i of the matrix was interchanged with row IPIV(i).

B (input/output) DOUBLE PRECISION array, dimension (LDB,NRHS)

On entry, the N-by-NRHS matrix of right hand side matrix B.

On exit, if INFO = 0, the N-by-NRHS solution matrix X.

LDB (input) INTEGER

The leading dimension of the array B. $LDB \geq \max(1, N)$.

INFO (output) INTEGER

= 0: successful exit

< 0: if INFO = -i, the i-th argument had an illegal value

> 0: if INFO = i, U(i,i) is exactly zero. The factorization
has been completed, but the factor U is exactly
singular, so the solution could not be computed.

Inputs

Type	Name	Default	Description
Real	A[:, size(A, 1)]		
Real	B[size(A, 1), :]		

Outputs

Type	Name	Description
Real	X[size(A, 1), size(B, 2)]	
Integer	info	

Modelica.Math.Matrices.LAPACK.dgesv_vec

Solve real system of linear equations $A \cdot x = b$ with a b vector



Information

Same as function LAPACK.dgesv, but right hand side is a vector and not a matrix. For details of the arguments, see documentation of dgesv.

Inputs

Type	Name	Default	Description
Real	A[:, size(A, 1)]		
Real	b[size(A, 1)]		

Outputs

Type	Name	Description
Real	x[size(A, 1)]	
Integer	info	

Modelica.Math.Matrices.LAPACK.dgglse_vec

Solve a linear equality constrained least squares problem



Information

Lapack documentation

Purpose
=====

DGGLSE solves the linear equality constrained least squares (LSE)

problem:

$$\text{minimize } ||A*x - c||_2 \quad \text{subject to } B*x = d$$

using a generalized RQ factorization of matrices A and B, where A is M-by-N, B is P-by-N, assume $P \leq N \leq M+P$, and $||.||_2$ denotes vector 2-norm. It is assumed that

$$\text{rank}(B) = P \quad (1)$$

and the null spaces of A and B intersect only trivially, i.e.,

$$\text{intersection of Null}(A) \text{ and Null}(B) = \{0\} \Leftrightarrow \begin{matrix} \text{rank} \left(\begin{pmatrix} A \\ B \end{pmatrix} \right) = N \end{matrix} \quad (2)$$

where $N(A)$ denotes the null space of matrix A. Conditions (1) and (2) ensure that the problem LSE has a unique solution.

Arguments
=====

- M (input) INTEGER
The number of rows of the matrix A. $M \geq 0$.
- N (input) INTEGER
The number of columns of the matrices A and B. $N \geq 0$.
Assume that $P \leq N \leq M+P$.
- P (input) INTEGER
The number of rows of the matrix B. $P \geq 0$.
- A (input/output) DOUBLE PRECISION array, dimension (LDA,N)
On entry, the P-by-M matrix A.
On exit, A is destroyed.
- LDA (input) INTEGER
The leading dimension of the array A. $LDA \geq \max(1,M)$.
- B (input/output) DOUBLE PRECISION array, dimension (LDB,N)
On entry, the P-by-N matrix B.
On exit, B is destroyed.
- LDB (input) INTEGER
The leading dimension of the array B. $LDB \geq \max(1,P)$.
- C (input/output) DOUBLE PRECISION array, dimension (M)
On entry, C contains the right hand side vector for the least squares part of the LSE problem.
On exit, the residual sum of squares for the solution is given by the sum of squares of elements N-P+1 to M of vector C.
- D (input/output) DOUBLE PRECISION array, dimension (P)
On entry, D contains the right hand side vector for the constrained equation.
On exit, D is destroyed.
- X (output) DOUBLE PRECISION array, dimension (N)
On exit, X is the solution of the LSE problem.

WORK (workspace) DOUBLE PRECISION array, dimension (LWORK)
 On exit, if INFO = 0, WORK(1) returns the optimal LWORK.

LWORK (input) INTEGER
 The dimension of the array WORK. LWORK \geq N+P+max(N,M,P).
 For optimum performance LWORK \geq N+P+max(M,P,N)*max(NB1,NB2), where NB1 is the optimal blocksize for the QR factorization of M-by-N matrix A.
 NB2 is the optimal blocksize for the RQ factorization of P-by-N matrix B.

INFO (output) INTEGER
 = 0: successful exit.
 < 0: if INFO = -i, the i-th argument had an illegal value.

Inputs

Type	Name	Default	Description
Real	A[:, :]		Minimize $ A*x - c ^2$
Real	c[size(A, 1)]		
Real	B[:, size(A, 2)]		subject to $B*x=d$
Real	d[size(B, 1)]		

Outputs

Type	Name	Description
Real	x[size(A, 2)]	solution vector
Integer	info	

Modelica.Math.Matrices.LAPACK.dgtsv

Solve real system of linear equations $A*X=B$ with B matrix and tridiagonal A



Information

Lapack documentation:
 Purpose
 =====
 DGTSV solves the equation
 $A*X = B$,
 where A is an N-by-N tridiagonal matrix, by Gaussian elimination with
 partial pivoting.
 Note that the equation $A'*X = B$ may be solved by interchanging the
 order of the arguments DU and DL.
 Arguments
 =====
 N (input) INTEGER
 The order of the matrix A. $N \geq 0$.
 NRHS (input) INTEGER
 The number of right hand sides, i.e., the number of columns
 of the matrix B. $NRHS \geq 0$.

DL (input/output) DOUBLE PRECISION array, dimension (N-1)
On entry, DL must contain the (n-1) subdiagonal elements of A.
On exit, DL is overwritten by the (n-2) elements of the second superdiagonal of the upper triangular matrix U from the LU factorization of A, in DL(1), ..., DL(n-2).

D (input/output) DOUBLE PRECISION array, dimension (N)
On entry, D must contain the diagonal elements of A.
On exit, D is overwritten by the n diagonal elements of U.

DU (input/output) DOUBLE PRECISION array, dimension (N-1)
On entry, DU must contain the (n-1) superdiagonal elements of A.
On exit, DU is overwritten by the (n-1) elements of the first superdiagonal of U.

B (input/output) DOUBLE PRECISION array, dimension (LDB,NRHS)
On entry, the N-by-NRHS right hand side matrix B.
On exit, if INFO = 0, the N-by-NRHS solution matrix X.

LDB (input) INTEGER
The leading dimension of the array B. LDB >= max(1,N).

INFO (output) INTEGER
= 0: successful exit
< 0: if INFO = -i, the i-th argument had an illegal value
> 0: if INFO = i, U(i,i) is exactly zero, and the solution has not been computed. The factorization has not been completed unless i = N.

Inputs

Type	Name	Default	Description
Real	superdiag[:]		
Real	diag[size(superdiag, 1) + 1]		
Real	subdiag[size(superdiag, 1)]		
Real	B[size(diag, 1), :]		

Outputs

Type	Name	Description
Real	X[size(B, 1), size(B, 2)]	
Integer	info	

Modelica.Math.Matrices.LAPACK.dgtsv_vec

Solve real system of linear equations $A \cdot x = b$ with b vector and tridiagonal A



Information

Same as function LAPACK.dgtsv, but right hand side is a vector and not a matrix. For details of the arguments, see documentation of dgtsv.

Inputs

Type	Name	Default	Description
Real	superdiag[:]		
Real	diag[size(superdiag, 1) + 1]		
Real	subdiag[size(superdiag, 1)]		
Real	b[size(diag, 1)]		

Outputs

Type	Name	Description
Real	x[size(b, 1)]	
Integer	info	

Modelica.Math.Matrices.LAPACK.dgbsv

Solve real system of linear equations $A \cdot X = B$ with a B matrix



Information

Lapack documentation:

Purpose

=====

DGBSV computes the solution to a real system of linear equations $A \cdot X = B$, where A is a band matrix of order N with KL subdiagonals and KU superdiagonals, and X and B are N -by- $NRHS$ matrices.

The LU decomposition with partial pivoting and row interchanges is used to factor A as $A = L \cdot U$, where L is a product of permutation and unit lower triangular matrices with KL subdiagonals, and U is upper triangular with $KL+KU$ superdiagonals. The factored form of A is then used to solve the system of equations $A \cdot X = B$.

Arguments

=====

N (input) INTEGER
The number of linear equations, i.e., the order of the matrix A . $N \geq 0$.

KL (input) INTEGER
The number of subdiagonals within the band of A . $KL \geq 0$.

KU (input) INTEGER
The number of superdiagonals within the band of A . $KU \geq 0$.

$NRHS$ (input) INTEGER
The number of right hand sides, i.e., the number of columns of the matrix B . $NRHS \geq 0$.

AB (input/output) DOUBLE PRECISION array, dimension $(LDAB, N)$
On entry, the matrix A in band storage, in rows $KL+1$ to $2*KL+KU+1$; rows 1 to KL of the array need not be set. The j -th column of A is stored in the j -th column of the array AB as follows:
 $AB(KL+KU+1+i-j, j) = A(i, j)$ for $\max(1, j-KU) \leq i \leq \min(N, j+KL)$
On exit, details of the factorization: U is stored as an upper triangular band matrix with $KL+KU$ superdiagonals in rows 1 to $KL+KU+1$, and the multipliers used during the factorization are stored in rows $KL+KU+2$ to $2*KL+KU+1$. See below for further details.

$LDAB$ (input) INTEGER

The leading dimension of the array AB. LDAB $\geq 2 \cdot KL + KU + 1$.

IPIV (output) INTEGER array, dimension (N)
The pivot indices that define the permutation matrix P;
row i of the matrix was interchanged with row IPIV(i).

B (input/output) DOUBLE PRECISION array, dimension (LDB,NRHS)
On entry, the N-by-NRHS right hand side matrix B.
On exit, if INFO = 0, the N-by-NRHS solution matrix X.

LDB (input) INTEGER
The leading dimension of the array B. LDB $\geq \max(1, N)$.

INFO (output) INTEGER
= 0: successful exit
< 0: if INFO = -i, the i-th argument had an illegal value
> 0: if INFO = i, U(i,i) is exactly zero. The factorization
has been completed, but the factor U is exactly
singular, and the solution has not been computed.

Further Details

=====

The band storage scheme is illustrated by the following example, when
M = N = 6, KL = 2, KU = 1:

On entry:						On exit:					
*	*	*	+	+	+	*	*	*	u14	u25	u36
*	*	+	+	+	+	*	*	u13	u24	u35	u46
*	a12	a23	a34	a45	a56	*	u12	u23	u34	u45	u56
a11	a22	a33	a44	a55	a66	u11	u22	u33	u44	u55	u66
a21	a32	a43	a54	a65	*	m21	m32	m43	m54	m65	*
a31	a42	a53	a64	*	*	m31	m42	m53	m64	*	*

Array elements marked * are not used by the routine; elements marked
+ need not be set on entry, but are required by the routine to store
elements of U because of fill-in resulting from the row interchanges.

Inputs

Type	Name	Default	Description
Integer	n		Number of equations
Integer	kLower		Number of lower bands
Integer	kUpper		Number of upper bands
Real	A[2*kLower + kUpper + 1, n]		
Real	B[n, :]		

Outputs

Type	Name	Description
Real	X[n, size(B, 2)]	
Integer	info	

Modelica.Math.Matrices.LAPACK.dgbsv_vec

Solve real system of linear equations $A \cdot x = b$ with a b vector

Information

Lapack documentation:



Inputs

Type	Name	Default	Description
Integer	n		Number of equations
Integer	kLower		Number of lower bands
Integer	kUpper		Number of upper bands
Real	A[2*kLower + kUpper + 1, n]		
Real	b[n]		

Outputs

Type	Name	Description
Real	x[n]	
Integer	info	

Modelica.Math.Matrices.LAPACK.dgesvd

Determine singular value decomposition



Information

Lapack documentation:

Purpose

=====

DGESVD computes the singular value decomposition (SVD) of a real M-by-N matrix A, optionally computing the left and/or right singular

vectors. The SVD is written

$$A = U * \text{SIGMA} * \text{transpose}(V)$$

where SIGMA is an M-by-N matrix which is zero except for its min(m,n) diagonal elements, U is an M-by-M orthogonal matrix, and V is an N-by-N orthogonal matrix. The diagonal elements of SIGMA are the singular values of A; they are real and non-negative, and are returned in descending order. The first min(m,n) columns of U and V are the left and right singular vectors of A.

Note that the routine returns V**T, not V.

Arguments

=====

JOBU (input) CHARACTER*1

Specifies options for computing all or part of the matrix U:

= 'A': all M columns of U are returned in array U;

= 'S': the first min(m,n) columns of U (the left singular vectors) are returned in the array U;

= 'O': the first min(m,n) columns of U (the left singular vectors) are overwritten on the array A;

= 'N': no columns of U (no left singular vectors) are computed.

JOBVT (input) CHARACTER*1

Specifies options for computing all or part of the matrix V**T:

= 'A': all N rows of V**T are returned in the array VT;

= 'S': the first min(m,n) rows of V**T (the right singular vectors) are returned in the array VT;

= 'O': the first min(m,n) rows of V**T (the right singular

vectors) are overwritten on the array A;
 = 'N': no rows of $V^{*}T$ (no right singular vectors) are computed.
 JOBVT and JOBU cannot both be 'O'.
 M (input) INTEGER
 The number of rows of the input matrix A. $M \geq 0$.
 N (input) INTEGER
 The number of columns of the input matrix A. $N \geq 0$.
 A (input/output) DOUBLE PRECISION array, dimension (LDA,N)
 On entry, the M-by-N matrix A.
 On exit,
 if JOBU = 'O', A is overwritten with the first min(m,n) columns of U (the left singular vectors, stored columnwise);
 if JOBVT = 'O', A is overwritten with the first min(m,n) rows of $V^{*}T$ (the right singular vectors, stored rowwise);
 if JOBU .ne. 'O' and JOBVT .ne. 'O', the contents of A are destroyed.
 LDA (input) INTEGER
 The leading dimension of the array A. $LDA \geq \max(1,M)$.
 S (output) DOUBLE PRECISION array, dimension (min(M,N))
 The singular values of A, sorted so that $S(i) \geq S(i+1)$.
 U (output) DOUBLE PRECISION array, dimension (LDU,UCOL)
 (LDU,M) if JOBU = 'A' or (LDU,min(M,N)) if JOBU = 'S'.
 If JOBU = 'A', U contains the M-by-M orthogonal matrix U;
 if JOBU = 'S', U contains the first min(m,n) columns of U (the left singular vectors, stored columnwise);
 if JOBU = 'N' or 'O', U is not referenced.
 LDU (input) INTEGER
 The leading dimension of the array U. $LDU \geq 1$; if JOBU = 'S' or 'A', $LDU \geq M$.
 VT (output) DOUBLE PRECISION array, dimension (LDVT,N)
 If JOBVT = 'A', VT contains the N-by-N orthogonal matrix $V^{*}T$;
 if JOBVT = 'S', VT contains the first min(m,n) rows of $V^{*}T$ (the right singular vectors, stored rowwise);
 if JOBVT = 'N' or 'O', VT is not referenced.
 LDVT (input) INTEGER
 The leading dimension of the array VT. $LDVT \geq 1$; if JOBVT = 'A', $LDVT \geq N$; if JOBVT = 'S', $LDVT \geq \min(M,N)$.
 WORK (workspace/output) DOUBLE PRECISION array, dimension (LWORK)

 On exit, if INFO = 0, WORK(1) returns the optimal LWORK;
 if INFO > 0, WORK(2:MIN(M,N)) contains the unconverged superdiagonal elements of an upper bidiagonal matrix B whose diagonal is in S (not necessarily sorted). B satisfies $A = U * B * VT$, so it has the same singular values as A, and singular vectors related by U and VT.
 LWORK (input) INTEGER
 The dimension of the array WORK. $LWORK \geq 1$.
 $LWORK \geq \max(3 * \min(M,N) + \max(M,N), 5 * \min(M,N) - 4)$.
 For good performance, LWORK should generally be larger.
 INFO (output) INTEGER
 = 0: successful exit.
 < 0: if INFO = -i, the i-th argument had an illegal value.
 > 0: if DBDSQR did not converge, INFO specifies how many superdiagonals of an intermediate bidiagonal form B

did not converge to zero. See the description of WORK above for details.

Inputs

Type	Name	Default	Description
Real	A[:, :]		

Outputs

Type	Name	Description
Real	sigma[min(size(A, 1), size(A, 2))]	
Real	U[size(A, 1), size(A, 1)]	
Real	VT[size(A, 2), size(A, 2)]	
Integer	info	

Modelica.Math.Matrices.LAPACK.dgesvd_sigma

Determine singular values



Information

Lapack documentation:

Purpose

=====

DGESVD computes the singular value decomposition (SVD) of a real M-by-N matrix A, optionally computing the left and/or right singular

vectors. The SVD is written

$$A = U * \text{SIGMA} * \text{transpose}(V)$$

where SIGMA is an M-by-N matrix which is zero except for its min(m,n) diagonal elements, U is an M-by-M orthogonal matrix, and V is an N-by-N orthogonal matrix. The diagonal elements of SIGMA are the singular values of A; they are real and non-negative, and are returned in descending order. The first min(m,n) columns of U and V are the left and right singular vectors of A.

Note that the routine returns V**T, not V.

Arguments

=====

JOBU (input) CHARACTER*1

Specifies options for computing all or part of the matrix U:

= 'A': all M columns of U are returned in array U:

= 'S': the first min(m,n) columns of U (the left singular vectors) are returned in the array U;

= 'O': the first min(m,n) columns of U (the left singular vectors) are overwritten on the array A;

= 'N': no columns of U (no left singular vectors) are computed.

JOBVT (input) CHARACTER*1

Specifies options for computing all or part of the matrix V**T:

= 'A': all N rows of V**T are returned in the array VT;

= 'S': the first min(m,n) rows of V**T (the right singular

vectors) are returned in the array VT;
= 'O': the first min(m,n) rows of V**T (the right singular vectors) are overwritten on the array A;
= 'N': no rows of V**T (no right singular vectors) are computed.
JOBVT and JOBU cannot both be 'O'.
M (input) INTEGER
The number of rows of the input matrix A. $M \geq 0$.
N (input) INTEGER
The number of columns of the input matrix A. $N \geq 0$.
A (input/output) DOUBLE PRECISION array, dimension (LDA,N)
On entry, the M-by-N matrix A.
On exit,
if JOBU = 'O', A is overwritten with the first min(m,n) columns of U (the left singular vectors, stored columnwise);
if JOBVT = 'O', A is overwritten with the first min(m,n) rows of V**T (the right singular vectors, stored rowwise);
if JOBU .ne. 'O' and JOBVT .ne. 'O', the contents of A are destroyed.
LDA (input) INTEGER
The leading dimension of the array A. $LDA \geq \max(1,M)$.
S (output) DOUBLE PRECISION array, dimension (min(M,N))
The singular values of A, sorted so that $S(i) \geq S(i+1)$.
U (output) DOUBLE PRECISION array, dimension (LDU,UCOL)
(LDU,M) if JOBU = 'A' or (LDU,min(M,N)) if JOBU = 'S'.
If JOBU = 'A', U contains the M-by-M orthogonal matrix U;
if JOBU = 'S', U contains the first min(m,n) columns of U (the left singular vectors, stored columnwise);
if JOBU = 'N' or 'O', U is not referenced.
LDU (input) INTEGER
The leading dimension of the array U. $LDU \geq 1$; if JOBU = 'S' or 'A', $LDU \geq M$.
VT (output) DOUBLE PRECISION array, dimension (LDVT,N)
If JOBVT = 'A', VT contains the N-by-N orthogonal matrix V**T;
if JOBVT = 'S', VT contains the first min(m,n) rows of V**T (the right singular vectors, stored rowwise);
if JOBVT = 'N' or 'O', VT is not referenced.
LDVT (input) INTEGER
The leading dimension of the array VT. $LDVT \geq 1$; if JOBVT = 'A', $LDVT \geq N$; if JOBVT = 'S', $LDVT \geq \min(M,N)$.
WORK (workspace/output) DOUBLE PRECISION array, dimension (LWORK)

On exit, if INFO = 0, WORK(1) returns the optimal LWORK;
if INFO > 0, WORK(2:MIN(M,N)) contains the unconverged superdiagonal elements of an upper bidiagonal matrix B whose diagonal is in S (not necessarily sorted). B satisfies $A = U * B * VT$, so it has the same singular values as A, and singular vectors related by U and VT.
LWORK (input) INTEGER
The dimension of the array WORK. $LWORK \geq 1$.
 $LWORK \geq \max(3 * \min(M,N) + \max(M,N), 5 * \min(M,N) - 4)$.
For good performance, LWORK should generally be larger.
INFO (output) INTEGER
= 0: successful exit.
< 0: if INFO = -i, the i-th argument had an illegal value.

> 0: if DBDSQR did not converge, INFO specifies how many superdiagonals of an intermediate bidiagonal form B did not converge to zero. See the description of WORK above for details.

Inputs

Type	Name	Default	Description
Real	A[:, :]		

Outputs

Type	Name	Description
Real	sigma[min(size(A, 1), size(A, 2))]	
Integer	info	

Modelica.Math.Matrices.LAPACK.dgetrf

Compute LU factorization of square or rectangular matrix A ($A = P * L * U$)



Information

Lapack documentation:

```
SUBROUTINE DGETRF( M, N, A, LDA, IPIV, INFO )
-- LAPACK routine (version 1.1) --
Univ. of Tennessee, Univ. of California Berkeley, NAG Ltd.,
Courant Institute, Argonne National Lab, and Rice University
March 31, 1993
.. Scalar Arguments ..
INTEGER          INFO, LDA, M, N
..
.. Array Arguments ..
INTEGER          IPIV( * )
DOUBLE PRECISION A( LDA, * )
..
```

Purpose

=====

DGETRF computes an LU factorization of a general M-by-N matrix A using partial pivoting with row interchanges.

The factorization has the form

$$A = P * L * U$$

where P is a permutation matrix, L is lower triangular with unit diagonal elements (lower trapezoidal if $m > n$), and U is upper triangular (upper trapezoidal if $m < n$).

This is the right-looking Level 3 BLAS version of the algorithm.

Arguments

=====

```
M      (input) INTEGER
        The number of rows of the matrix A.  M >= 0.
N      (input) INTEGER
        The number of columns of the matrix A.  N >= 0.
A      (input/output) DOUBLE PRECISION array, dimension (LDA,N)
        On entry, the M-by-N matrix to be factored.
        On exit, the factors L and U from the factorization
        A = P*L*U; the unit diagonal elements of L are not stored.
```

LDA (input) INTEGER
The leading dimension of the array A. $LDA \geq \max(1, M)$.

IPIV (output) INTEGER array, dimension $(\min(M, N))$
The pivot indices; for $1 \leq i \leq \min(M, N)$, row i of the matrix was interchanged with row $IPIV(i)$.

INFO (output) INTEGER
= 0: successful exit
< 0: if $INFO = -i$, the i -th argument had an illegal value
> 0: if $INFO = i$, $U(i, i)$ is exactly zero. The factorization has been completed, but the factor U is exactly singular, and division by zero will occur if it is used to solve a system of equations.

Inputs

Type	Name	Default	Description
Real	A[:, :]		Square or rectangular matrix

Outputs

Type	Name	Description
Real	LU[size(A, 1), size(A, 2)]	
Integer	pivots[min(size(A, 1), size(A, 2))]	Pivot vector
Integer	info	Information

Modelica.Math.Matrices.LAPACK.dgetrs

Solves a system of linear equations with the LU decomposition from dgetrf(..)



Information

Lapack documentation:

```
SUBROUTINE DGETRS( TRANS, N, NRHS, A, LDA, IPIV, B, LDB, INFO )
-- LAPACK routine (version 1.1) --
Univ. of Tennessee, Univ. of California Berkeley, NAG Ltd.,
Courant Institute, Argonne National Lab, and Rice University
March 31, 1993
.. Scalar Arguments ..
CHARACTER          TRANS
INTEGER            INFO, LDA, LDB, N, NRHS
..
.. Array Arguments ..
INTEGER            IPIV( * )
DOUBLE PRECISION   A( LDA, * ), B( LDB, * )
..
```

Purpose

=====

DGETRS solves a system of linear equations

$A * X = B$ or $A' * X = B$

with a general N-by-N matrix A using the LU factorization computed by DGETRF.

Arguments

=====

TRANS (input) CHARACTER*1

Specifies the form of the system of equations:

```

      = 'N':  A * X = B   (No transpose)
      = 'T':  A' * X = B   (Transpose)
      = 'C':  A' * X = B   (Conjugate transpose = Transpose)
N      (input) INTEGER
      The order of the matrix A.  N >= 0.
NRHS   (input) INTEGER
      The number of right hand sides, i.e., the number of columns
      of the matrix B.  NRHS >= 0.
A      (input) DOUBLE PRECISION array, dimension (LDA,N)
      The factors L and U from the factorization A = P*L*U
      as computed by DGETRF.
LDA    (input) INTEGER
      The leading dimension of the array A.  LDA >= max(1,N).
IPIV   (input) INTEGER array, dimension (N)
      The pivot indices from DGETRF; for 1<=i<=N, row i of the
      matrix was interchanged with row IPIV(i).
B      (input/output) DOUBLE PRECISION array, dimension (LDB,NRHS)
      On entry, the right hand side matrix B.
      On exit, the solution matrix X.
LDB    (input) INTEGER
      The leading dimension of the array B.  LDB >= max(1,N).
INFO   (output) INTEGER
      = 0:  successful exit
      < 0:  if INFO = -i, the i-th argument had an illegal value

```

Inputs

Type	Name	Default	Description
Real	LU[:, size(LU, 1)]		LU factorization of dgetrf of a square matrix
Integer	pivots[size(LU, 1)]		Pivot vector of dgetrf
Real	B[size(LU, 1), :]		Right hand side matrix B

Outputs

Type	Name	Description
Real	X[size(B, 1), size(B, 2)]	Solution matrix X

Modelica.Math.Matrices.LAPACK.dgetrs_vec

Solves a system of linear equations with the LU decomposition from dgetrf(..)



Information

Lapack documentation:

```

SUBROUTINE DGETRS( TRANS, N, NRHS, A, LDA, IPIV, B, LDB, INFO )
-- LAPACK routine (version 1.1) --
   Univ. of Tennessee, Univ. of California Berkeley, NAG Ltd.,
   Courant Institute, Argonne National Lab, and Rice University
   March 31, 1993
   .. Scalar Arguments ..
CHARACTER          TRANS
INTEGER            INFO, LDA, LDB, N, NRHS
   ..
   .. Array Arguments ..

```

```
INTEGER          IPIV( * )
DOUBLE PRECISION A( LDA, * ), B( LDB, * )
..
Purpose
=====
DGETRS solves a system of linear equations
  A * X = B  or  A' * X = B
with a general N-by-N matrix A using the LU factorization computed
by DGETRF.
Arguments
=====
TRANS      (input) CHARACTER*1
            Specifies the form of the system of equations:
            = 'N':  A * X = B   (No transpose)
            = 'T':  A' * X = B   (Transpose)
            = 'C':  A' * X = B   (Conjugate transpose = Transpose)
N          (input) INTEGER
            The order of the matrix A.  N >= 0.
NRHS       (input) INTEGER
            The number of right hand sides, i.e., the number of columns
            of the matrix B.  NRHS >= 0.
A          (input) DOUBLE PRECISION array, dimension (LDA,N)
            The factors L and U from the factorization A = P*L*U
            as computed by DGETRF.
LDA        (input) INTEGER
            The leading dimension of the array A.  LDA >= max(1,N).
IPIV       (input) INTEGER array, dimension (N)
            The pivot indices from DGETRF; for 1<=i<=N, row i of the
            matrix was interchanged with row IPIV(i).
B          (input/output) DOUBLE PRECISION array, dimension (LDB,NRHS)
            On entry, the right hand side matrix B.
            On exit, the solution matrix X.
LDB        (input) INTEGER
            The leading dimension of the array B.  LDB >= max(1,N).
INFO       (output) INTEGER
            = 0:  successful exit
            < 0:  if INFO = -i, the i-th argument had an illegal value
```

Inputs

Type	Name	Default	Description
Real	LU[:, size(LU, 1)]		LU factorization of dgetrf of a square matrix
Integer	pivots[size(LU, 1)]		Pivot vector of dgetrf
Real	b[size(LU, 1)]		Right hand side vector b

Outputs

Type	Name	Description
Real	x[size(b, 1)]	

Modelica.Math.Matrices.LAPACK.dgetri

Computes the inverse of a matrix using the LU factorization from dgetrf(..)



Information

Lapack documentation:

```
SUBROUTINE DGETRI( N, A, LDA, IPIV, WORK, LWORK, INFO )
-- LAPACK routine (version 1.1) --
Univ. of Tennessee, Univ. of California Berkeley, NAG Ltd.,
Courant Institute, Argonne National Lab, and Rice University
March 31, 1993
.. Scalar Arguments ..
INTEGER          INFO, LDA, LWORK, N
..
.. Array Arguments ..
INTEGER          IPIV( * )
DOUBLE PRECISION A( LDA, * ), WORK( LWORK )
..
```

Purpose

=====

DGETRI computes the inverse of a matrix using the LU factorization computed by DGETRF.

This method inverts U and then computes $\text{inv}(A)$ by solving the system $\text{inv}(A)*L = \text{inv}(U)$ for $\text{inv}(A)$.

Arguments

=====

N (input) INTEGER
The order of the matrix A. $N \geq 0$.

A (input/output) DOUBLE PRECISION array, dimension (LDA,N)
On entry, the factors L and U from the factorization $A = P*L*U$ as computed by DGETRF.
On exit, if $\text{INFO} = 0$, the inverse of the original matrix A.

LDA (input) INTEGER
The leading dimension of the array A. $\text{LDA} \geq \max(1, N)$.

IPIV (input) INTEGER array, dimension (N)
The pivot indices from DGETRF; for $1 \leq i \leq N$, row i of the matrix was interchanged with row IPIV(i).

WORK (workspace) DOUBLE PRECISION array, dimension (LWORK)
On exit, if $\text{INFO}=0$, then $\text{WORK}(1)$ returns the optimal LWORK.

LWORK (input) INTEGER
The dimension of the array WORK. $\text{LWORK} \geq \max(1, N)$.
For optimal performance $\text{LWORK} \geq N*NB$, where NB is the optimal blocksize returned by ILAENV.

INFO (output) INTEGER
= 0: successful exit
< 0: if $\text{INFO} = -i$, the i-th argument had an illegal value
> 0: if $\text{INFO} = i$, $U(i,i)$ is exactly zero; the matrix is singular and its inverse could not be computed.

Inputs

Type	Name	Default	Description
Real	LU[:, size(LU, 1)]		LU factorization of dgetrf of a square matrix
Integer	pivots[size(LU, 1)]		Pivot vector of dgetrf

Outputs

Type	Name	Description
Real	inv[size(LU, 1), size(LU, 2)]	Inverse of matrix $P*L*U$

Modelica.Math.Matrices.LAPACK.dgeqpf

Compute QR factorization of square or rectangular matrix A with column pivoting ($A(:,p) = Q \cdot R$)

**Information**

Lapack documentation:

```
SUBROUTINE DGEQPF( M, N, A, LDA, JPVT, TAU, WORK, INFO )
-- LAPACK test routine (version 1.1) --
Univ. of Tennessee, Univ. of California Berkeley, NAG Ltd.,
Courant Institute, Argonne National Lab, and Rice University
March 31, 1993
.. Scalar Arguments ..
INTEGER          INFO, LDA, M, N
..
.. Array Arguments ..
INTEGER          JPVT( * )
DOUBLE PRECISION A( LDA, * ), TAU( * ), WORK( * )
..
```

Purpose

=====

DGEQPF computes a QR factorization with column pivoting of a real M-by-N matrix A: $A \cdot P = Q \cdot R$.

Arguments

=====

M (input) INTEGER
The number of rows of the matrix A. $M \geq 0$.

N (input) INTEGER
The number of columns of the matrix A. $N \geq 0$

A (input/output) DOUBLE PRECISION array, dimension (LDA,N)
On entry, the M-by-N matrix A.
On exit, the upper triangle of the array contains the min(M,N)-by-N upper triangular matrix R; the elements below the diagonal, together with the array TAU, represent the orthogonal matrix Q as a product of min(m,n) elementary reflectors.

LDA (input) INTEGER
The leading dimension of the array A. $LDA \geq \max(1,M)$.

JPVT (input/output) INTEGER array, dimension (N)
On entry, if JPVT(i) .ne. 0, the i-th column of A is permuted to the front of A*P (a leading column); if JPVT(i) = 0, the i-th column of A is a free column.
On exit, if JPVT(i) = k, then the i-th column of A*P was the k-th column of A.

TAU (output) DOUBLE PRECISION array, dimension (min(M,N))
The scalar factors of the elementary reflectors.

WORK (workspace) DOUBLE PRECISION array, dimension (3*N)

INFO (output) INTEGER
= 0: successful exit
< 0: if INFO = -i, the i-th argument had an illegal value

Further Details

=====

The matrix Q is represented as a product of elementary reflectors

$$Q = H(1) H(2) \dots H(n)$$

Each H(i) has the form

$$H = I - \tau \cdot v \cdot v'$$

where tau is a real scalar, and v is a real vector with
 $v(1:i-1) = 0$ and $v(i) = 1$; $v(i+1:m)$ is stored on exit in $A(i+1:m,i)$.
 The matrix P is represented in jpvt as follows: If
 $jpvt(j) = i$
 then the jth column of P is the ith canonical unit vector.

Inputs

Type	Name	Default	Description
Real	A[:, :]		Square or rectangular matrix

Outputs

Type	Name	Description
Real	QR[size(A, 1), size(A, 2)]	QR factorization in packed format
Real	tau[min(size(A, 1), size(A, 2))]	The scalar factors of the elementary reflectors of Q
Integer	p[size(A, 2)]	Pivot vector

Modelica.Math.Matrices.LAPACK.dorgqr

Generates a Real orthogonal matrix Q which is defined as the product of elementary reflectors as returned from dgeqpf



Information

Lapack documentation:

```
SUBROUTINE DORGQR( M, N, K, A, LDA, TAU, WORK, LWORK, INFO )
-- LAPACK routine (version 1.1) --
Univ. of Tennessee, Univ. of California Berkeley, NAG Ltd.,
Courant Institute, Argonne National Lab, and Rice University
March 31, 1993
.. Scalar Arguments ..
INTEGER          INFO, K, LDA, LWORK, M, N
..
.. Array Arguments ..
DOUBLE PRECISION A( LDA, * ), TAU( * ), WORK( LWORK )
..
```

Purpose

=====

DORGQR generates an M-by-N real matrix Q with orthonormal columns, which is defined as the first N columns of a product of K elementary reflectors of order M

$$Q = H(1) H(2) \dots H(k)$$

as returned by DGEQRF.

Arguments

=====

M (input) INTEGER
 The number of rows of the matrix Q. $M \geq 0$.

N (input) INTEGER
 The number of columns of the matrix Q. $M \geq N \geq 0$.

K (input) INTEGER
 The number of elementary reflectors whose product defines the matrix Q. $N \geq K \geq 0$.

A (input/output) DOUBLE PRECISION array, dimension (LDA,N)
 On entry, the i-th column must contain the vector which

defines the elementary reflector $H(i)$, for $i = 1, 2, \dots, k$, as returned by DGEQRF in the first k columns of its array argument A .

On exit, the M -by- N matrix Q .

LDA (input) INTEGER

The first dimension of the array A . $LDA \geq \max(1, M)$.

TAU (input) DOUBLE PRECISION array, dimension (K)

TAU(i) must contain the scalar factor of the elementary reflector $H(i)$, as returned by DGEQRF.

WORK (workspace) DOUBLE PRECISION array, dimension (LWORK)

On exit, if $INFO = 0$, WORK(1) returns the optimal LWORK.

LWORK (input) INTEGER

The dimension of the array WORK. $LWORK \geq \max(1, N)$.

For optimum performance $LWORK \geq N \cdot NB$, where NB is the optimal blocksize.

INFO (output) INTEGER

= 0: successful exit

< 0: if $INFO = -i$, the i -th argument has an illegal value

Inputs

Type	Name	Default	Description
Real	QR[:, :]		QR from dgeqpf
Real	tau[min(size(QR, 1), size(QR, 2))]		The scalar factors of the elementary reflectors of Q

Outputs

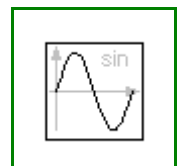
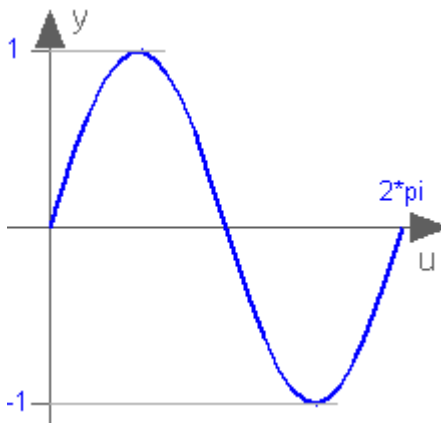
Type	Name	Description
Real	Q[size(QR, 1), size(QR, 2)]	Orthogonal matrix Q

Modelica.Math.Sin

Sine

Information

This function returns $y = \sin(u)$, with $-\infty < u < \infty$:



Inputs

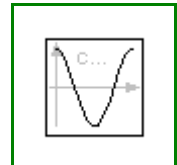
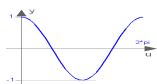
Type	Name	Default	Description
Angle	u		[rad]

Outputs

Type	Name	Description
Real	y	

Modelica.Math.COS**Cosine****Information**

This function returns $y = \cos(u)$, with $-\infty < u < \infty$:

**Inputs**

Type	Name	Default	Description
Angle	u		[rad]

Outputs

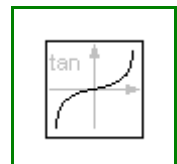
Type	Name	Description
Real	y	

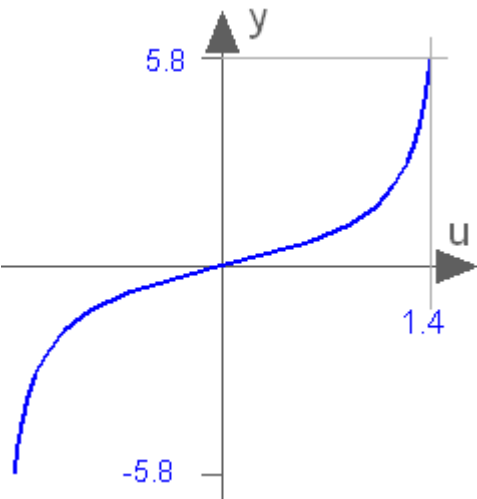
Modelica.Math.tan

Tangent (u shall not be $-\pi/2$, $\pi/2$, $3\pi/2$, ...)

Information

This function returns $y = \tan(u)$, with $-\infty < u < \infty$ (if u is a multiple of $(2n-1)\pi/2$, $y = \tan(u)$ is $\pm\infty$).





Inputs

Type	Name	Default	Description
Angle	u		[rad]

Outputs

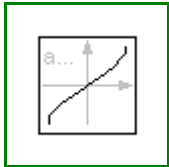
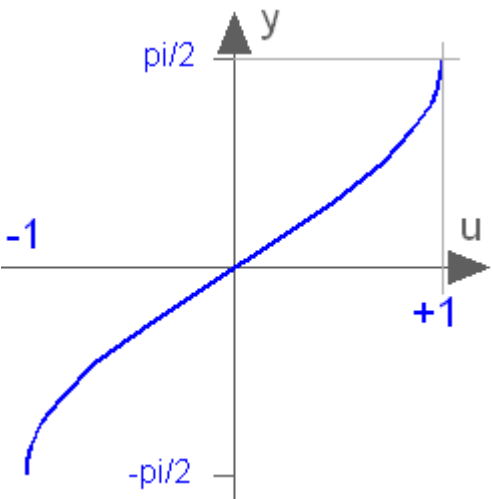
Type	Name	Description
Real	y	

Modelica.Math.asin

Inverse sine ($-1 \leq u \leq 1$)

Information

This function returns $y = \text{asin}(u)$, with $-1 \leq u \leq +1$:



Inputs

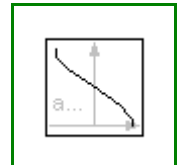
Type	Name	Default	Description
Real	u		

Outputs

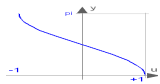
Type	Name	Description
Angle	y	[rad]

Modelica.Math.acos

Inverse cosine ($-1 \leq u \leq 1$)

**Information**

This function returns $y = \text{acos}(u)$, with $-1 \leq u \leq +1$:

**Inputs**

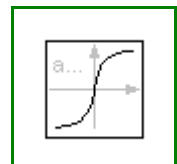
Type	Name	Default	Description
Real	u		

Outputs

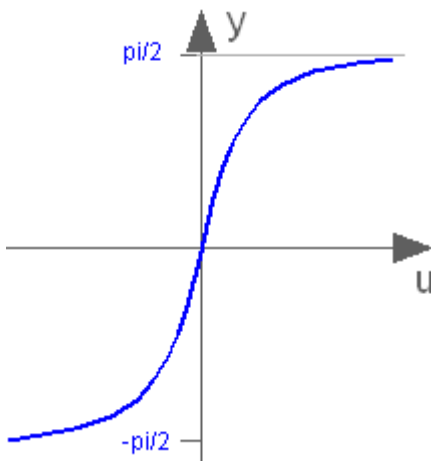
Type	Name	Description
Angle	y	[rad]

Modelica.Math.atan

Inverse tangent

**Information**

This function returns $y = \text{atan}(u)$, with $-\infty < u < \infty$:



Inputs

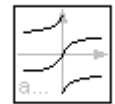
Type	Name	Default	Description
Real	u		

Outputs

Type	Name	Description
Angle	y	[rad]

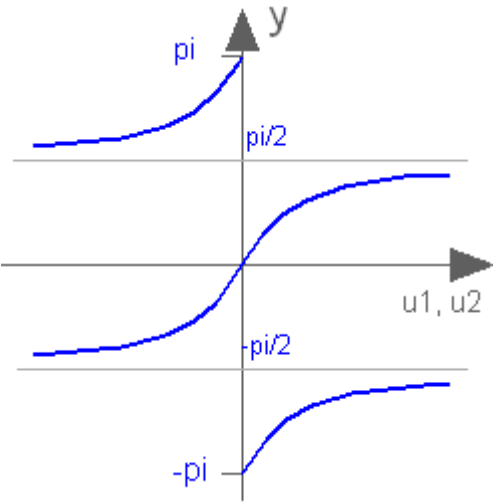
Modelica.Math.atan2

Four quadrant inverse tangent



Information

This function returns $y = \text{atan2}(u1, u2)$ such that $\tan(y) = u1/u2$ and y is in the range $-\pi < y \leq \pi$. $u2$ may be zero, provided $u1$ is not zero. Usually $u1, u2$ is provided in such a form that $u1 = \sin(y)$ and $u2 = \cos(y)$:



Inputs

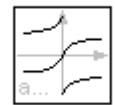
Type	Name	Default	Description
Real	u1		
Real	u2		

Outputs

Type	Name	Description
Angle	y	[rad]

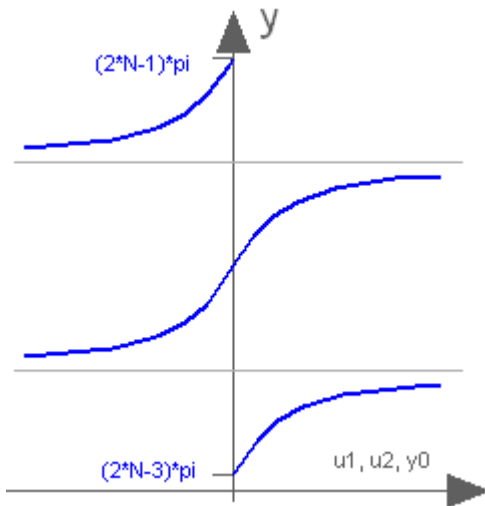
Modelica.Math.atan3

Four quadrant inverse tangens (select solution that is closest to given angle y0)



Information

This function returns $y = \text{atan3}(u1, u2, y0)$ such that $\tan(y) = u1/u2$ and y is in the range: $-\pi < y - y0 < \pi$. $u2$ may be zero, provided $u1$ is not zero. The difference to `Modelica.Math.atan2(..)` is the optional third argument $y0$ that allows to specify which of the infinite many solutions shall be returned:



Inputs

Type	Name	Default	Description
Real	u1		
Real	u2		
Angle	y0	0	y shall be in the range: $-\pi < y - y0 < \pi$ [rad]

Outputs

Type	Name	Description
Angle	y	[rad]

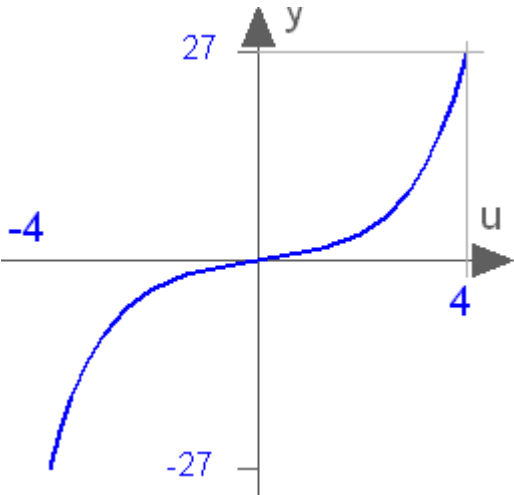
Modelica.Math.sinh

Hyperbolic sine

Information

This function returns $y = \sinh(u)$, with $-\infty < u < \infty$:





Inputs

Type	Name	Default	Description
Real	u		

Outputs

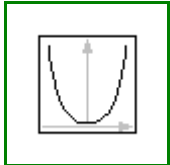
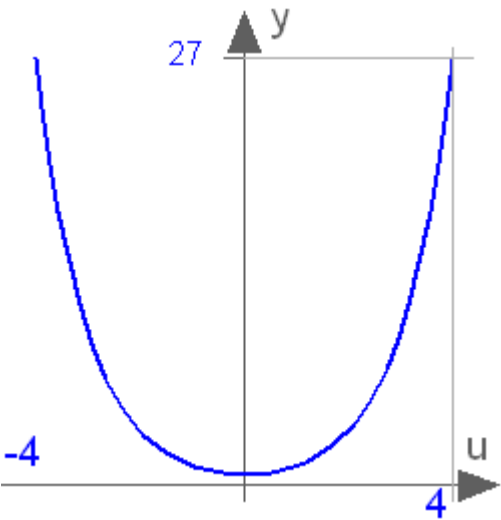
Type	Name	Description
Real	y	

Modelica.Math.cosh

Hyperbolic cosine

Information

This function returns $y = \cosh(u)$, with $-\infty < u < \infty$:

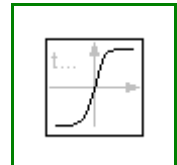


Inputs

Type	Name	Default	Description
Real	u		

Outputs

Type	Name	Description
Real	y	

Modelica.Math.tanh**Hyperbolic tangent****Information**

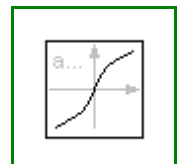
This function returns $y = \tanh(u)$, with $-\infty < u < \infty$:

**Inputs**

Type	Name	Default	Description
Real	u		

Outputs

Type	Name	Description
Real	y	

Modelica.Math.asinh**Inverse of sinh (area hyperbolic sine)****Information**

The function returns the area hyperbolic sine of its input argument u . This inverse of $\sinh(\cdot)$ is unique and there is no restriction on the input argument u of $\operatorname{asinh}(u)$ ($-\infty < u < \infty$):

**Inputs**

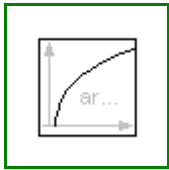
Type	Name	Default	Description
Real	u		

Outputs

Type	Name	Description
Real	y	

Modelica.Math.acosh

Inverse of cosh (area hyperbolic cosine)

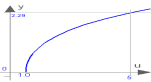


Information

This function returns the area hyperbolic cosine of its input argument u . The valid range of u is

$$+1 \leq u < +\infty$$

If the function is called with $u < 1$, an error occurs. The function $\cosh(u)$ has two inverse functions (the curve looks similar to a $\sqrt{\cdot}$ function). $\operatorname{acosh}(\cdot)$ returns the inverse that is positive. At $u=1$, the derivative dy/du is infinite. Therefore, this function should not be used in a model, if u can become close to 1:



Inputs

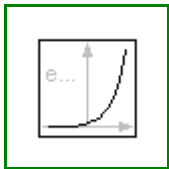
Type	Name	Default	Description
Real	u		

Outputs

Type	Name	Description
Real	y	

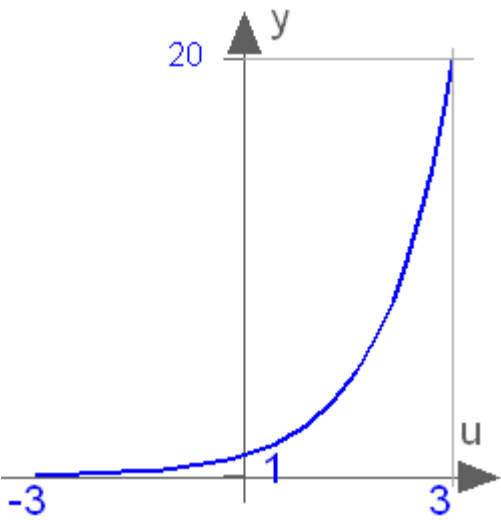
Modelica.Math.exp

Exponential, base e



Information

This function returns $y = \exp(u)$, with $-\infty < u < \infty$:



Inputs

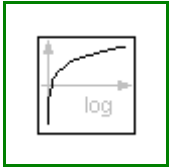
Type	Name	Default	Description
Real	u		

Outputs

Type	Name	Description
Real	y	

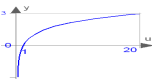
Modelica.Math.log

Natural (base e) logarithm (u shall be > 0)



Information

This function returns $y = \log(u)$ (the natural logarithm of u), with $u > 0$:



Inputs

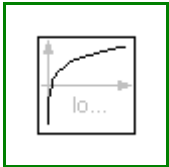
Type	Name	Default	Description
Real	u		

Outputs

Type	Name	Description
Real	y	

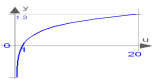
Modelica.Math.log10

Base 10 logarithm (u shall be > 0)



Information

This function returns $y = \log_{10}(u)$, with $u > 0$:

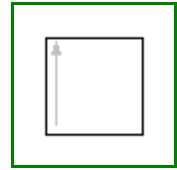


Inputs

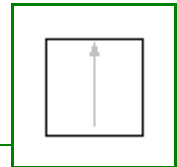
Type	Name	Default	Description
Real	u		

Outputs

Type	Name	Description
Real	y	

Modelica.Math.baselcon1**Basic icon for mathematical function with y-axis on left side****Information**

Icon for a mathematical function, consisting of an y-axis on the left side. It is expected, that an x-axis is added and a plot of the function.

Modelica.Math.baselcon2**Basic icon for mathematical function with y-axis in middle****Modelica.Math.templInterpol1****Temporary function for linear interpolation (will be removed)****Information****Inputs**

Type	Name	Default	Description
Real	u		input value (first column of table)
Real	table[:, :]		table to be interpolated
Integer	icol		column of table to be interpolated

Outputs

Type	Name	Description
Real	y	interpolated input value (icol column of table)

Modelica.Math.templInterpol2**Temporary function for vectorized linear interpolation (will be removed)****Information****Inputs**

Type	Name	Default	Description
Real	u		input value (first column of table)
Real	table[:, :]		table to be interpolated
Integer	icol[:]		column(s) of table to be interpolated

Outputs

Type	Name	Description
Real	y[1, size(icol, 1)]	interpolated input value(s) (column(s) icol of table)




Modelica.Mechanics

Library of 1-dim. and 3-dim. mechanical components (multi-body, rotational, translational)

Information

This package contains components to model the movement of 1-dim. rotational, 1-dim. translational, and 3-dim. **mechanical systems**.

Package Content

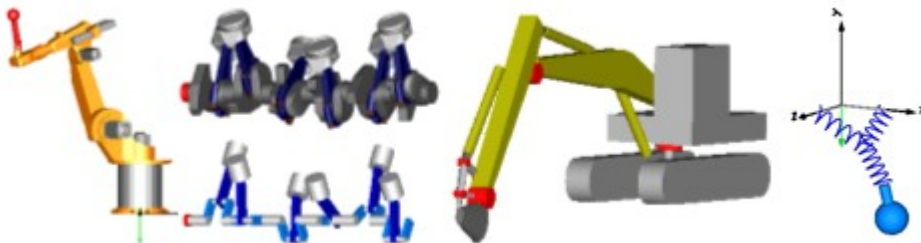
Name	Description
 MultiBody	Library to model 3-dimensional mechanical systems
 Rotational	Library to model 1-dimensional, rotational mechanical systems
 Translational	Library to model 1-dimensional, translational mechanical systems

Modelica.Mechanics.MultiBody

Library to model 3-dimensional mechanical systems

Information

Library **MultiBody** is a **free** Modelica package providing 3-dimensional mechanical components to model in a convenient way **mechanical systems**, such as robots, mechanisms, vehicles. Typical animations generated with this library are shown in the next figure:





For an introduction, have especially a look at:










- [MultiBody.UsersGuide](#) discusses the most important aspects how to use this library.
- [MultiBody.Examples](#) contains examples that demonstrate the usage of this library.

Copyright © 1998-2007, Modelica Association and DLR.

*This Modelica package is **free** software; it can be redistributed and/or modified under the terms of the **Modelica license**, see the license conditions and the accompanying **disclaimer** [here](#).*

Package Content

Name	Description
 UsersGuide	User's Guide of MultiBody Library
 World	World coordinate system + gravity field + default animation definition





 Examples	Examples that demonstrate the usage of the MultiBody library
 Forces	Components that exert forces and/or torques between frames
 Frames	Functions to transform rotational frame quantities
 Interfaces	Connectors and partial models for 3-dim. mechanical components
 Joints	Components that constrain the motion between two frames
 Parts	Rigid components such as bodies with mass and inertia and massless rods
 Sensors	Sensors to measure variables
 Types	Constants and types with choices, especially to build menus
 Visualizers	3-dimensional visual objects used for animation

Modelica.Mechanics.MultiBody.UsersGuide

Library **MultiBody** is a **free** Modelica package providing 3-dimensional mechanical components to model in a convenient way **mechanical systems**, such as robots, mechanisms, vehicles. This package contains the User's Guide for the MultiBody library.

1. [Tutorial](#) gives an introduction into the most important aspects of the library.
2. [Upgrade](#) describes how to upgrade from former versions, especially from the "old" ModelicaAdditions.MultiBody library.
3. [Release Notes](#) summarizes the differences between different versions of this library.
4. [Literature](#) provides references that have been used to design and implement this library.
5. [Contact](#) provides information about the author of the library as well as acknowledgments.

Package Content




Name	Description
 Tutorial	Tutorial
 Upgrade	Upgrade from Former Versions
 Literature	Literature
 Contact	Contact

Modelica.Mechanics.MultiBody.UsersGuide.Tutorial

This tutorial provides an introduction into the MultiBody library.

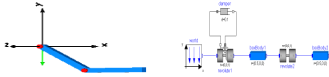
1. [Overview of MultiBody library](#) summarizes the most important aspects.
2. [A first example](#) describes in detail all the steps to build a simple pendulum model.
3. [Loop structures](#) explains how to model kinematic loops, especially by analytically solving non-linear equations.

Package Content

Name	Description
 OverView	Overview of MultiBody library
 FirstExample	A first example
 LoopStructures	Loop structures

Modelica.Mechanics.MultiBody.UsersGuide.Tutorial.Overview

Library **MultiBody** is a **free** Modelica package providing 3-dimensional mechanical components to model in a convenient way **mechanical systems**, such as robots, mechanisms, vehicles. A basic feature is that all components have **animation** information with appropriate default sizes and colors. A typical screenshot of the animation of a double pendulum is shown in the figure below, together with its schematic.



Note, that all components - the coordinate system of the world frame, the gravity acceleration vector, the revolute joints and the bodies - are visualized in the animation.

This library replaces the long available ModelicaAdditions.MultiBody library, since it is much more easier to use and more powerful. The main features of the library are:

- About **60 main components**, i.e., joint, force, part, body, sensor and visualizer components that are ready to use and have useful default animation properties. One-dimensional force laws can be defined with components of the Modelica.Mechanics.Rotational and of the Modelica.Mechanics.Translational library and can be connected via available flange connectors to MultiBody components.
- About **75 functions** to operate in a convenient way on orientation objects, e.g., to transform vector quantities between frames, or compute the orientation object of a planar rotation. The basic idea is to hide the actual definition of an **orientation** by providing essentially an **Orientation** type together with **functions** operating on instances of this type. Orientation objects based on a 3x3 transformation matrix and on quaternions are provided. As a side effect, the equations in all other components are simpler and easier to understand.
- A **World model** has to be present in every model on top level. Here the gravity field is defined (currently: no gravity, uniform gravity, point gravity), the visualization of the world coordinate system and default settings for animation. If a world model is not present, it is automatically provided together with a warning message.
- **Built-in animation properties** of all components, such as joints, forces, bodies, sensors. This allows an easy visual check of the constructed model. Animation of every component can be switched off via a parameter. The animation of a complete system can be switched off via one parameter in the **world** model. If animation is switched off, all equations related to animation are removed from the generated code. This is especially important for real-time simulation.
- **Automatic handling of kinematic loops**. Components can be connected together in a nearly arbitrary fashion. It does not matter whether components are flipped. This does not influence the efficiency. If kinematic loop structures occur, this is automatically handled in an efficient way by a new technique to transform a certain class of overdetermined sets of differential algebraic equations symbolically to a system where the number of equations and unknowns are the same (the user need **not** cut loops with special cut-joints to construct a tree-structure).
- **Automatic state selection from joints and bodies**. Most joints and all bodies have potential states. A Modelica translator, such as Dymola, will use the generalized coordinates of joints as states if possible. If this is not possible, states are selected from body coordinates. As a consequence, strange joints with 6 degrees of freedom are not necessary to define a body moving freely in space. An advanced user may select states manually from the **Advanced** menu of the corresponding components or use a Modelica parameter modification to set the "stateSelect" attribute directly.
- **Analytic solution of kinematic loops**. The non-linear equations occurring in kinematic loops are solved **analytically** for a large class of mechanisms, such as a 4 bar mechanism, a slider-crank mechanism or a MacPherson suspension. This is performed by constructing such loops with assembly joints JointXXX, available in the Modelica.Mechanics.MultiBody.Joints package. Assembly joints consist of 3 joints that have together 6 degrees of freedom, i.e., no constraints. They do not have potential states. When the motion of the two frame connectors are provided, a non-linear system of equation is solved analytically to compute the motion of the 3 joints. Analytic loop handling is especially important for real-time simulation.
- **Line force components may have mass**. Masses of line force components are located on the line

on which the force is acting. They approximate the mass properties of a real physical device by one or two point masses. For example, a spring has often significant mass that has to be taken into account. If masses are set to zero, the additional code to handle these point masses is removed. If the masses are taken into account, the calculation overhead is small (the reason is that the occurring kinematic loops are analytically solved).

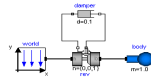
Note, in this Beta-release, not all provided line force components have already an optional mass. This will be fixed in the next release.

- **Force components may be connected directly together**, e.g., 3-dimensional springs in series connection. Usually, multi-body programs have the restriction that force components can only be connected between two bodies. Such restrictions are not present in the Modelica multi-body library, since it is a fully object-oriented, equation based library. Usually, if force components are connected directly together, non-linear systems of equations occur. The advantage is often, that this may avoid stiff systems that would occur if a small mass has to be put in between the two force elements.
- **Initialization definition is available via menus**. Initialization of states in joints and bodies can be performed in the parameter menu, **without** typing Modelica statements. For non-standard initialization, the usual Modelica commands can be used.
- **Multi-body specific error messages**. Annotations and assert statements have been introduced that provide in many cases warning or error messages that are related to the library components (and not to specific equations as it is usual in Modelica libraries). This requires appropriate tool support, as it is, e.g., available in Dymola.
- **Inverse models** of mechanical systems can be easily defined by using motion generators, e.g., Modelica.Mechanics.Rotational.Position. Also, non-standard inverse models can be generated, e.g., when elasticity is present it might be necessary to differentiate equations several times.

Modelica.Mechanics.MultiBody.UsersGuide.Tutorial.FirstExample

As a first example it shall be demonstrated how to build up, simulate and animate a **simple pendulum**.

A simple pendulum consisting of a **body** and a **revolute** joint with **linear damping** in the joint, is first build-up as Modelica composition diagram, resulting in:



In the following figure the location of the used model components is shown. Drag these components in the diagram layer and connect them according to the figure:




Every model that uses model components from the MultiBody library must have an instance of the Modelica.Mechanics.MultiBody.World model on highest level. The reason is that in the world object the gravity field is defined (uniform gravity or point gravity), as well as the default sizes of animation shapes and this information is reported to all used components. If the World object is missing, a warning message is printed and an instance of the World object with default settings is automatically utilized (this feature is defined with annotations and is, e.g., supported by Dymola).

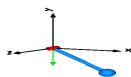
In a second step the parameters of the dragged components need to be defined. Some parameters are vectors that have to be defined with respect to a local coordinate system of the corresponding component. The easiest way to perform this is to define a **reference configuration** of your multi-body model: In this configuration, the relative coordinates of all joints are zero. This means that all coordinate systems on all components are parallel to each other. Therefore, this just means that all vectors are resolved in the world frame in this configuration.

The reference configuration for the simple pendulum shall be defined in the following way: The y-axis of the world frame is directed upwards, i.e., the opposite direction of the gravity acceleration. The x-axis of the world frame is orthogonal to it. The revolute joint is placed in the origin of the world frame. The rotation axis

of the revolute joint is directed along the z-axis of the world frame. The body is placed on the x-axis of the world frame (i.e., the rotation angle of the revolute joint is zero, when the body is on the x-axis). In the following figures the definition of this reference configuration is shown in the parameter menus of the revolute joint and the body:



Translate and simulate the model, e.g., with Dymola. Automatically, all defined components are visualized in an animation using default absolute or relative sizes of the components. For example, a body is visualized as a sphere and as a cylinder. The default size of the sphere is defined as parameter in the world object. You may change this size in the "Animation" parameter menu of the body (see parameter menu above). The default size of the cylinder is defined relatively to the size of the sphere (half of the sphere size). With default settings, the following animation is defined:



The world coordinate system is visualized as coordinate system with axes labels. The direction of the gravity acceleration vector is shown as green arrow. The red cylinder represents the rotation axis of the revolute joint and the light blue shapes represent the body. The center of mass of the body is in the middle of the light blue sphere.




Modelica.Mechanics.MultiBody.UsersGuide.Tutorial.**LoopStructures**

The MultiBody library has the feature that all components can be connected together in a nearly arbitrary fashion. Therefore, kinematic loop structures pose in principal no problems. In this section several examples are given, the special treatment of planar loops is discussed and it is explained how a kinematic loop structure can be modeled such that the occuring non-linear algebraic equation systems are solved analytically. There are the following sub-chapters:



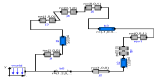
- 1. [Introduction](#)
- 2. [Planar loops.](#)
- 3. [Analytic loop handling.](#)

Package Content

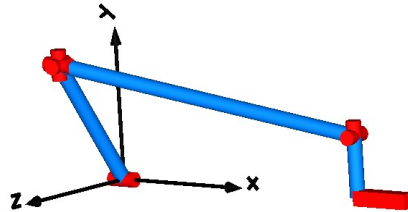
Name	Description
 Introduction	Introduction
 PlanarLoops	Planar loops
 AnalyticLoopHandling	Analytic loop handling

Modelica.Mechanics.MultiBody.UsersGuide.Tutorial.**LoopStructures.Introduction**

In principal, now special action is needed, if loop structures occur (contrary to the ModelicaAdditions.MultiBody library). An example is presented in the figure below. It is available as [MultiBody.Examples.Loops.Fourbar1](#)



This mechanism consists of 6 revolute joints, 1 prismatic joint and forms a kinematical loop. It has one degree of freedom. In the next figure the default animation is shown. Note, that the axes of the revolute joints are represented by the red cylinders and that the axis of the prismatic joint is represented by the red box on the lower right side.



Whenever loop structures occur, non-linear algebraic equations are present on "position level". It is then usually not possible by structural analysis to select states during translation (which is possible for non-loop structures). In the example above, Dymola detects a non-linear algebraic loop of 57 equations and reduces this to a system of 7 coupled algebraic equations. Note, that this is performed without using any "cut-joints" as it is usually done in multi-body programs, but by just appropriate symbolic equation manipulation. Via the dynamic dummy derivative method the generalized coordinates on position and velocity level from one of the 7 joints are dynamically selected as states during simulation. Whenever, these two states are no longer appropriate, states from one of the other joints are selected during simulation.

The efficiency of loop structures can usually be enhanced, if states are statically fixed at translation time. For this mechanism, the generalized coordinates of joint j1 (i.e., the rotation angle of the revolute joint and its derivative) can always be used as states. This can be stated by setting parameter "enforceStates = **true**" in the "Advanced" menu of the desired joint. This flag sets the attribute stateSelect of the generalized coordinates of the corresponding joint to "StateSelect.always". When setting this flag to **true** for joint j1 in the four bar mechanism, Dymola detects a non-linear algebraic loop of 40 equations and reduces this to a system of 5 coupled non-linear algebraic equations.

In many mechanisms it is possible to solve the non-linear algebraic equations analytically. For a certain class of systems this can be performed also with the MultiBody library. This technique is described in section "[Analytic loop handling](#)".

Modelica.Mechanics.MultiBody.UsersGuide.Tutorial.LoopStructures.PlanarLoops

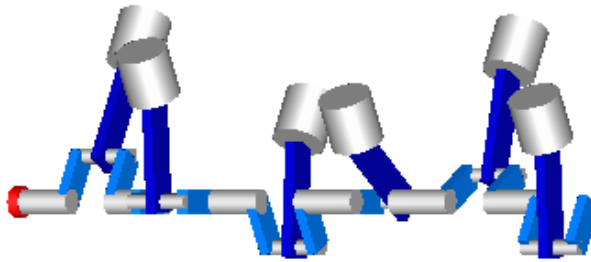
In the figure below, the model of a V6 engine is shown that has a simple combustion model. It is available as [MultiBody.Examples.Loops.EngineV6](#).



The Modelica schematic of one cylinder is given in the figure below. Connecting 6 instances of this cylinder appropriately together results in the engine schematic displayed above.



In the next figure the animation of the engine is shown. Every cylinder consists essentially of 1 prismatic and 2 revolute joints that form a planar loop, since the axes of the two revolute joints are parallel to each other and the axis of the prismatic joint is orthogonal to the revolute joint axes. All 6 cylinders together form a coupled set of 6 loops that have together 1 degree of freedom.



All planar loops, and especially the engine, result in a DAE (= Differential-Algebraic Equation system) that does not have a unique solution. The reason is that, e.g., the cut forces in direction of the axes of the revolute joints cannot be uniquely computed. Any value fulfills the DAE equations. This is a structural property that is determined by the symbolic algorithms. Since they detect that the DAE is structurally singular, a further processing is not possible. Without additional information it is also impossible that the symbolic algorithms could be enhanced because if the axes of rotations of the revolute joints are only slightly changed such that they are no longer parallel to each other, the planar loop can no longer move and has 0 degrees of freedom. Algorithms based on pure structural information cannot distinguish these two cases.

The usual remedy is to remove superfluous constraints, e.g., along the axis of rotation of **one** revolute joint. Since this is not easy for an inexperienced modeler, the special joint: [RevolutePlanarLoopConstraint](#) is provided that removes these constraints. Exactly one revolute joint in a every planar loop must be replaced by this joint type. In the engine example, this special joint is used for the revolute joint B2 in the cylinder model above. The icon of the joint is slightly different to other revolute joints to visualize this case.

If a modeler is not aware of the problems with planar loops and models them without special consideration, a Modelica translator, such as Dymola, displays an error message and points out that a planar loop may be the reason and suggests to use the [RevolutePlanarLoopConstraint](#) joint. This error message is due to an annotation in the Frame connector.

```
connector Frame
...
  flow SI.Force f[3] annotation(unassignedMessage="..");
end Frame;
```

If no assignment can be found for some forces in a connector, the "unassignedMessage" is displayed. In most cases the reason for this is a planar loop or two joints that constrain the same motion. Both cases are discussed in the error message.

Note, that the non-linear algebraic equations occurring in planar loops can be solved analytically in most cases and therefore it is highly recommended to use the techniques discussed in section "[Analytic loop handling](#)" for such systems.

Modelica.Mechanics.MultiBody.UsersGuide.Tutorial.LoopStructures.[AnalyticLoopHandling](#)



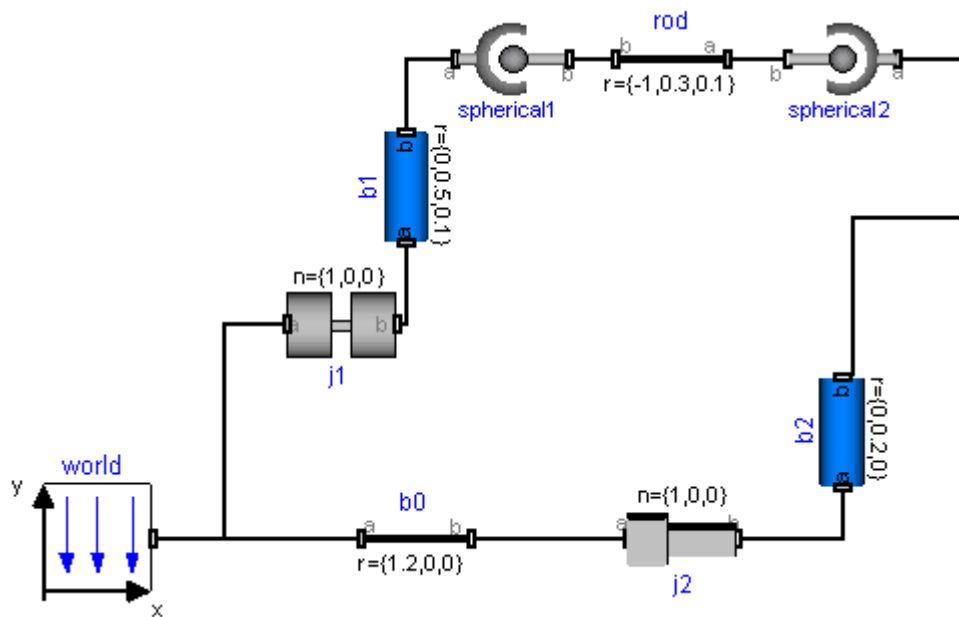
It is well known that the non-linear algebraic equations of most mechanical loops in technical devices can be solved analytically. It is, however, difficult to perform this fully automatically and therefore none of the commercial, general purpose multi-body programs, such as MSC ADAMS, LMS DADS, SIMPACK, have this feature. These programs solve loop structures with pure numerical methods. Multi-body programs that are designed for real-time simulation of the dynamics of specific vehicles, such as ve-DYNA, usually contain manual implementations of a particular multi-body system (the vehicle) where the occurring loops are either analytically solved, if this is possible, or are treated by table look-up where the tables are constructed in a pre-processing phase. Without these features the required real-time capability would be difficult to achieve.

In a series of papers and dissertations Prof. Hiller and his group in Duisburg, Germany, have developed systematic methods to handle mechanical loops analytically. The "characteristic pair of joints" method basically cuts a loop at two joints and uses geometric invariants to reduce the number of algebraic equations,

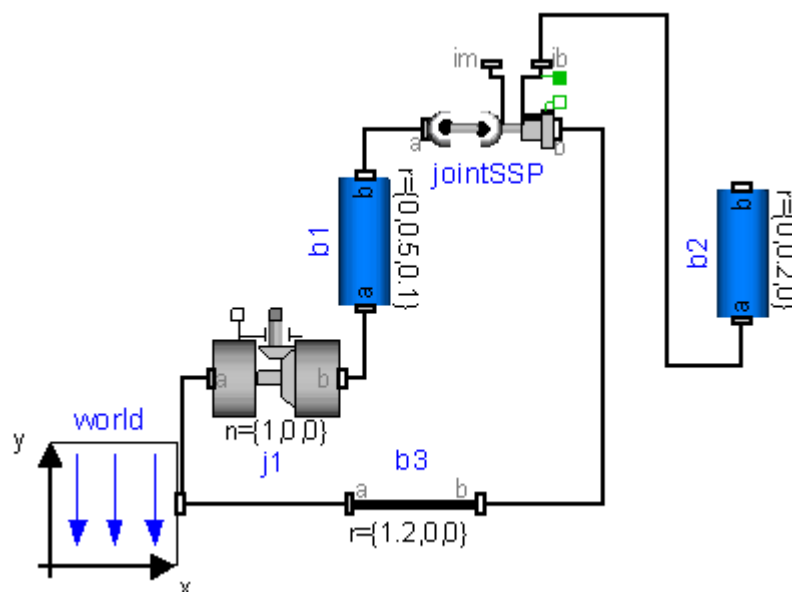
often down to one equation that can be solved analytically. Also several multi-body codes have been developed that are based on this method, e.g., MOBILE. Besides the very desired feature to solve non-linear algebraic equations analytically, i.e., efficiently and in a robust way, there are several drawbacks: It is difficult to apply this method automatically. Even if this would be possible in a good way, there is always the problem that it cannot be guaranteed that the statically selected states lead to no singularity during simulation. Therefore, the "characteristic pair of joints" method is usually manually applied which requires know-how and experience.

In the MultiBody library the "characteristic pair of joints" method is supported in a restricted form such that it can be applied also by non-specialists. The idea is to provide aggregations of joints in package [MultiBody.Joints.Assemblies](#), as one object that either have 6 degrees of freedom or 3 degrees of freedom (for usage in planar loops).

As an example, a variant of the four bar mechanism is given in the figure below.



Here, the mechanism is modeled with one revolute joint, two spherical joints and one prismatic joint. In the figure below, the two spherical joints and the prismatic joint are collected together in an assembly object called "jointSSP" from [MultiBody.Joints.Assemblies.JointSSP](#).



The JointSSP joint aggregation has a frame at the left side of the left spherical joint (frame_a) and a frame at the right side of the prismatic joint (frame_b). JointSSP, as all other objects from the Joints.Assemblies package, has the property, that the **generalized coordinates, and all other frames defined in the assembly, can be calculated given the movement of frame_a and of frame_b**. This is performed by **analytically** solving non-linear systems of equations (details are given in section xxx). From a structural point of view, the equations in an assembly object are written in the form

$$\mathbf{q} = \mathbf{f}_1(\mathbf{r}^a, \mathbf{R}^a, \mathbf{r}^b, \mathbf{R}^b)$$

where \mathbf{r}^a , \mathbf{R}^a , \mathbf{r}^b , \mathbf{R}^b are the variables defining the position and orientation of the frame_a and frame_b connector, \mathbf{q} are the generalized positional coordinates inside the assembly, e.g., the angle of a revolute joint. Given angle φ of revolute joint j1 from the four bar mechanism, frame_a and frame_b of the assembly object can be computed by a forward recursion

$$(\mathbf{r}^a, \mathbf{R}^a, \mathbf{r}^b, \mathbf{R}^b) = \mathbf{f}(\varphi)$$

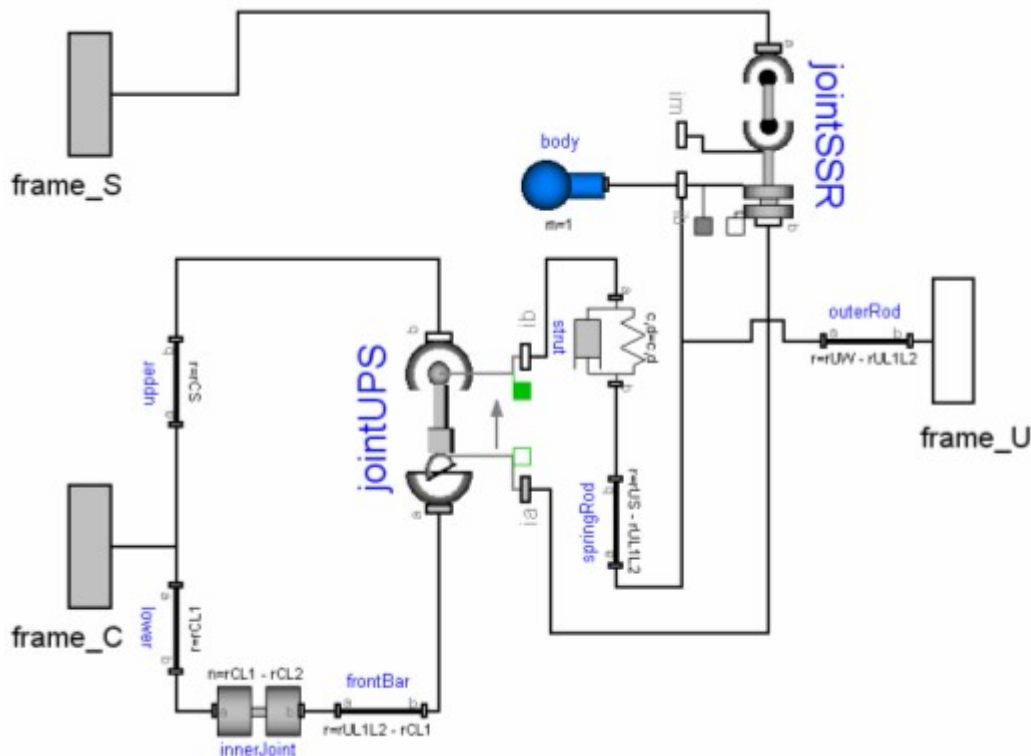
Since this is a structural property, the symbolic algorithms can automatically select φ and its derivative as states and then all positional variables can be computed in a forwards sequence. It is now understandable that a Modelica translator, such as Dymola, can transform the equations of the four bar mechanism to a recursive sequence of statements that has no non-linear algebraic loops anymore (remember, the previous "straightforward" solution with 6 revolute joints and 1 prismatic joint has a nonlinear system of equations of order 5).

The aggregated joint objects consist of a combination of either a revolute or prismatic joint and of a rod that has either two spherical joints at its two ends or a spherical and a universal joint, respectively. For all combinations, analytic solutions can be determined. For planar loops, combinations of 1, 2 or 3 revolute joints with parallel axes and of 2 or 1 prismatic joint with axes that are orthogonal to the revolute joints can be treated analytically. The currently supported combinations are listed in the table below. The missing combinations (such as JointSUP or JointRPP) will be added in one of the next releases.

3-dimensional Loops:	
JointSSR	Spherical - Spherical - Revolute
JointSSP	Spherical - Spherical - Prismatic
JointUSR	Universal - Spherical - Revolute
JointUSP	Universal - Spherical - Prismatic
JointUPS	Universal - Prismatic - Spherical
Planar Loops:	
JointRRR	Revolute - Revolute - Revolute
JointRRP	Revolute - Revolute - Prismatic

On first view this seems to be quite restrictive. However, mechanical devices are usually built up with rods connected by spherical joints on each end, and additionally with revolute and prismatic joints. Therefore, the combinations of the above table occur frequently. The universal joint is usually not present in actual devices but is used (a) if two JointXXX components can be connected such that a revolute and a universal joint together form a spherical joint and (b) if the orientation of the connecting rod between two spherical joints is needed, e.g., since a body shall be attached. In this case one of the spherical joints might be replaced by a universal joint. This approximation is fine as long as the mass and inertia of the rod is not significant.

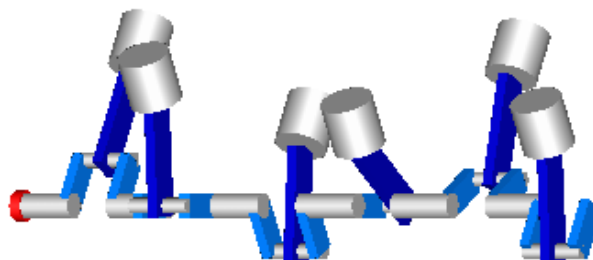
Let us discuss item (a) in more detail: The MacPherson suspension in the next figure is from the Modelica VehicleDynamics library.

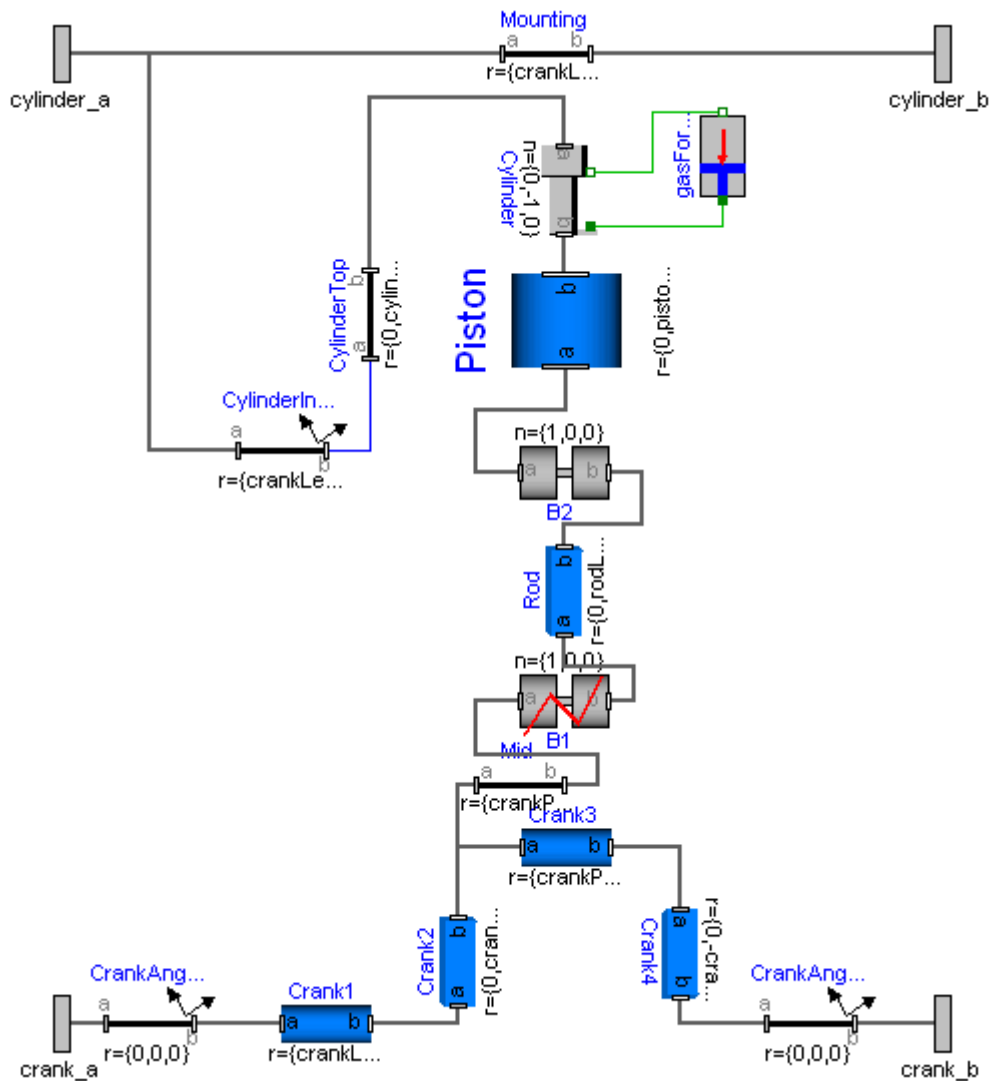


It has three frame connectors. The lower left one (frame_C) is fixed in the vehicle chassis. The upper left one (frame_S) is driven by the steering mechanism, i.e., the movement of both frames are given. The frame connector on the right (frame_U) drives the wheel. The three frames are connected by a mechanism consisting essentially of two rods with spherical joints on both ends. These are built up by a jointUPS and a jointSSR assembly. As can be seen, the universal joint from the jointUPS assembly is connected to the revolute joint of the jointSSR assembly. Therefore, we have 3 revolute joints connected together at one point and if the axes of rotations are chosen appropriately, this describes a spherical joint. In other words, the two connected assemblies define the desired two rods with spherical joints on each ends.

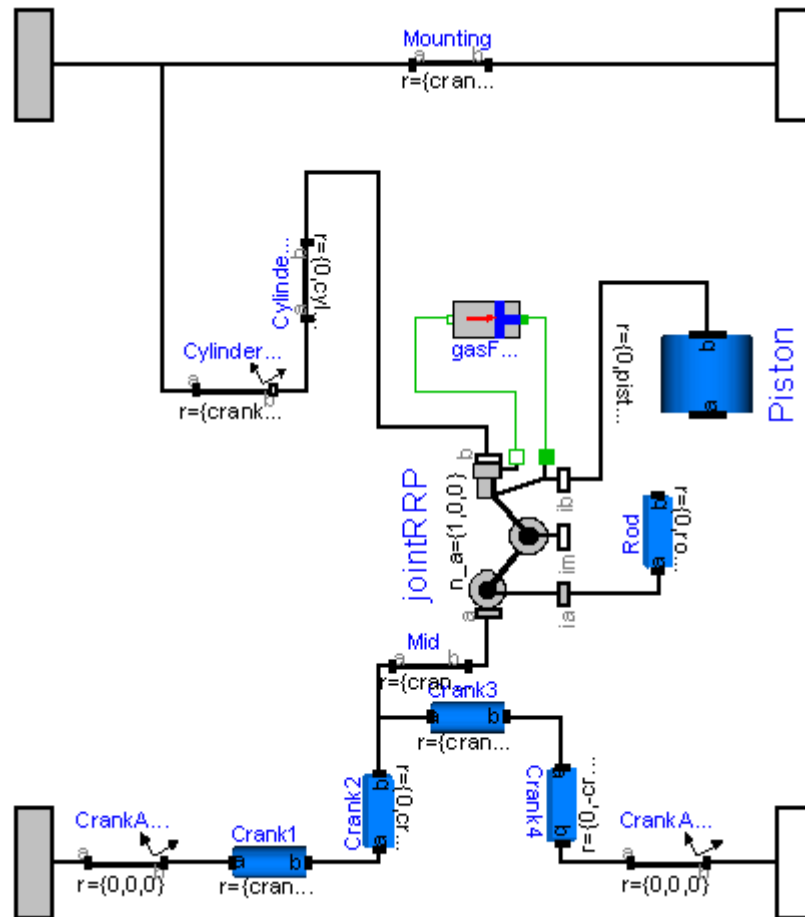
The movement of the chassis, frame_C, is computed somewhere else. When the generalized coordinates of revolute joint "innerJoint" (lower left part in figure) are used as states, then frame_a and frame_b of the jointUPS joint can be calculated. After the non-linear loop with jointUPS is (analytically) solved, all frames on this assembly are known, especially, the one connected to frame_b of the jointSSR assembly. Since frame_b of jointSSR is connected to frame_S which is computed from the steering mechanism, again the two required frame movements of the jointSSR assembly are calculated, meaning in turn that also all other frames on the jointSSR assembly can be computed, especially, the one connected to frame_U that drives the wheel. From this analysis it is clear that a tool is able to solve these coupled loops analytically.

Another example is the model of the V6 engine, see next figure for an animation view and the original definition of one cylinder with elementary joints.



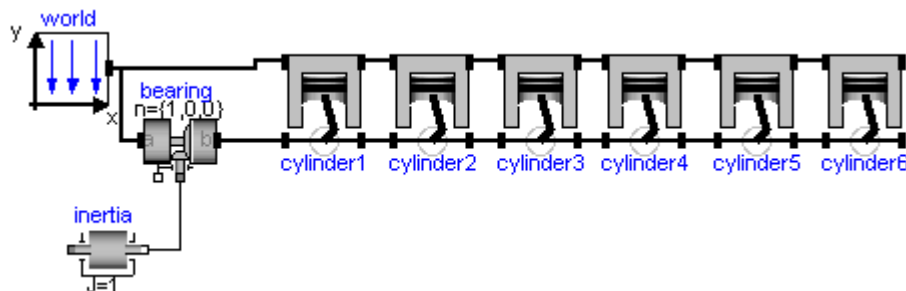


It is sufficient to rewrite the basic cylinder model by replacing the joints with a JointRRP object that has two revolute and one prismatic joint, see next figure.



Since 6 cylinders are connected together, 6 coupled loops with 6 JointRRP objects are present. This model is available as [MultiBody.Examples.Loops.EngineV6_analytic](#).

The composition diagram of the connected 6 cylinders is shown in the next figure



It can be seen that the revolute joint of the crank shaft (joint "bearing" in left part of figure) might be selected as degree of freedom. Then the 4 connector frames of all cylinders can be computed. As a result the computations of the cylinders are decoupled from each other. Within one cylinder the position of frame_a and frame_b of the jointRRP assembly can be computed and therefore the generalized coordinates of the two revolute and the prismatic joint in the jointRRP object can be determined. From this analysis it is not surprising that a Modelica translator, such as Dymola, is able to transform the DAE equations into a sequential evaluation without any non-linear loop. Compare this nice result with the model using only elementary joints that leads to a DAE with 6 algebraic loops and 5 non-linear equations per loop. Additionally, a linear system of equations of order 43 is present. The simulation time is about 5 times faster with the analytic loop handling.

Modelica.Mechanics.MultiBody.UsersGuide.Upgrade

If different versions of the MultiBody library are not compatible to each other, corresponding conversion scripts are provided. As a result, models build with an older version of the MultiBody library are automatically converted to the new version when the model is loaded. The user is prompted whether automatic conversion shall take place or not. Problems are not to be expected. Still one should first make a copy of such a model as backup before the conversion is performed.



Upgrade from ModelicaAdditions.MultiBody

There is now also a conversion script from the "old" **ModelicaAdditions.MultiBody** library to the "new" Modelica.Mechanics.MultiBody library. This script is also automatically invoked. Since the differences between the "old" and the "new" MultiBody library are so large, not everything is converted and it might be that some pieces have to be adapted manually. Still, this script is useful, since many class names, parameters and modifiers are automatically converted.

Components from the following sublibraries are automatically converted to the Modelica.Mechanics.MultiBody library:

- ModelicaAdditions.MultiBody.Parts
- ModelicaAdditions.MultiBody.Joints
- ModelicaAdditions.MultiBody.Forces
- Part of ModelicaAdditions.MultiBody.Interfaces

Models using the ModelicaAdditions.MultiBody library that are programmed with **equations** are only partly converted: The Frame connectors will be converted to the "new" Frame connectors of the MultiBody library, but the equations that reference variables of the Frame connectors will **not** be converted. For a manual conversion, the following table might be helpful showing how the **variables** of the "old" and the "new" **Frame connectors** are related to each other (resolve2 and angularVelocity2 are functions from library Modelica.Mechanics.MultiBody.Frames):

ModelicaAdditions.MultiBody.Interfaces.Frame_a	MultiBody.Interfaces.Frame_a
frame_a.r0	= frame_a.r_0 (is converted)
frame_a.S	= transpose(frame_a.R)
frame_a.v	= resolve2(frame_a.R, der(frame_a.r_0))
frame_a.w	= angularVelocity2(frame_a.R)
frame_a.a	= resolve2(frame_a.R, der(v_0)); v_0 = der(r_0)
frame_a.z	= der(w); w = angularVelocity2(frame_a.R)
frame_a.f	= frame_a.f (no conversion needed)
frame_a.t	= frame_a.t (no conversion needed)

Upgrade from MultiBody 0.99 (and earlier) to 1.0 (and later)

The conversion from MultiBody 0.99 to 1.0 does not work in some rare cases, where own components are implemented using functions of the MultiBody.Frames package. In this case, the conversion has to be performed manually. The changes in 1.0 with regards to 0.99 are:

The definition of the Modelica.Mechanics.MultiBody.Frames.Orientation object has changed. In 0.99 this was just an alias type for a transformation matrix (now Modelica.Mechanics.MultiBody.Frames.TransformationMatrices.Orientation). In 1.0 the orientation object is a record holding the transformation matrix from frame 1 to frame 2 and the angular velocity of the transformation matrix resolved in frame 2. The reason is that this allows to compute the angular velocity in many cases by standard recursive formulas and not by differentiation of the transformation matrix. This is usually much more efficient. As a consequence, the following calls in 0.99 should be changed:

```
Frames.angularVelocity1(T, der(T)) -> Frames.angularVelocity1(T)
Frames.angularVelocity2(T, der(T)) -> Frames.angularVelocity2(T)
Frames.from_T(T)                    -> Frames.from_T2(T, der(T))
```


Modelica.Mechanics.MultiBody.UsersGuide.Literature

- Technical details of this library are described in the 20 page paper:
Otter M., Elmqvist H., and Mattsson S.E.:
The New Modelica MultiBody Library. Modelica 2003 Conference, Linköping, Sweden, pp. 311-330, Nov. 3-4, 2003. Download from: http://www.modelica.org/Conference2003/papers/h37_Otter_multibody.pdf
 - The method how to describe drive trains with 1-dimensional mechanics and to mount them on 3-dimensional components without neglecting dynamical effects is described in:
Schweiger C., and Otter M.:
Modelling 3-dim. Mechanical Effects of 1-dim. Powertrains. Modelica 2003 Conference, Linköping, Sweden, pp. 149-158, Nov. 3-4, 2003. Download from: http://www.modelica.org/Conference2003/papers/h06_Schweiger_powertrains_v5.pdf
 - The method to solve a certain class of kinematic loops analytically is based on:
Woernle C.:
Ein systematisches Verfahren zur Aufstellung der geometrischen Schliessbedingungen in kinematischen Schleifen mit Anwendung bei der Rückwärtstransformation für Industrieroboter.
Fortschritt-Berichte VDI, Reihe 18, Nr. 59, Duesseldorf: VDI-Verlag 1988, ISBN 3-18-145918-6.
- Hiller M., and Woernle C.: **A Systematic Approach for Solving the Inverse Kinematic Problem of Robot Manipulators.**
Proceedings 7th World Congress Th. Mach. Mech., Sevilla 1987.

Modelica.Mechanics.MultiBody.UsersGuide.Contact**Library Officer:**

Martin Otter
Deutsches Zentrum für Luft und Raumfahrt e.V. (DLR)
Institut für Robotik und Mechatronik
Abteilung für Entwurfsorientierte Regelungstechnik
Postfach 1116
D-82230 Wessling
Germany
email: Martin.Otter@dlr.de

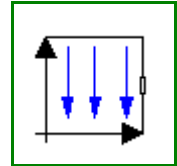
Acknowledgements:

- The central idea to handle a certain class of overdetermined, consistent set of differential algebraic equations (i.e., there are more equations than unknowns) with symbolic transformation algorithms was developed together with Hilding Elmqvist and Sven Erik Mattsson from Dynasim AB, Lund, Sweden. The MultiBody library is heavily relying on this feature which is a prerequisite for a truly "object-oriented" multi-body systems library, where components can be connected together in any meaningful way.
- The Examples.Loops.EngineV6 demo of a six cylinder V6 engine with 6 planar loops and 1 degree of freedom is from Hilding Elmqvist and Sven Erik Mattsson.
- Modelica.Mechanics.MultiBody.Forces.LineForceWithMass is based on model "RelativeDistance" from the Modelica VehicleDynamics library of Johan Andreasson from Royal Institute of Technology, Stockholm, Sweden.
- The 1-dim. components (Parts.Rotor1D, Parts.BevelGear1D, Mounting1D) and Joints.GearConstraints are from Christian Schweiger.
- The design of this library is based on work carried out in the EU RealSim project (Real-time

Simulation for Design of Multi-physics Systems) funded by the European Commission within the Information Societies Technology (IST) programme under contract number IST 1999-11979.

Modelica.Mechanics.MultiBody.World

World coordinate system + gravity field + default animation definition



Information

Model **World** represents a global coordinate system fixed in ground. This model serves several purposes:

- It is used as **inertial system** in which the equations of all elements of the MultiBody library are defined.
- It is the world frame of an **animation window** in which all elements of the MultiBody library are visualized.
- It is used to define the **gravity field** in which a multi-body model is present. Default is a uniform gravity field where the gravity acceleration vector g is the same at every position. Additionally, a point gravity field can be selected.
- It is used to define **default settings** of animation properties (e.g. the diameter of a sphere representing by default the center of mass of a body, or the diameters of the cylinders representing a revolute joint).
- It is used to define a **visual representation** of the world model (= 3 coordinate axes with labels) and of the defined gravity field.



Since the gravity field function is required from all bodies with mass and the default settings of animation properties are required from nearly every component, exactly one instance of model World needs to be present in every model on the top level. The basic declaration needs to be:

```
inner Modelica.Mechanics.MultiBody.World world
```

Note, it must be an **inner** declaration with instance name **world** in order that this world object can be accessed from all objects in the model. When dragging the "World" object from the package browser into the diagram layer, this declaration is automatically generated (this is defined via annotations in model World).

All vectors and tensors of a mechanical system are resolved in a frame that is local to the corresponding component. Usually, if all relative joint coordinates vanish, the local frames of all components are parallel to each other, as well as to the world frame (this holds as long as a Parts.FixedRotation, component is **not** used). In this "reference configuration" it is therefore alternatively possible to resolve all vectors in the world frame, since all frames are parallel to each other. This is often very convenient. In order to give some visual support in such a situation, in the icon of a World instance two axes of the world frame are shown and the labels of these axes can be set via parameters.

Parameters

Type	Name	Default	Description
Boolean	enableAnimation	true	= true, if animation of all components is enabled
Boolean	animateWorld	true	= true, if world coordinate system shall be visualized
Boolean	animateGravity	true	= true, if gravity field shall be visualized (acceleration vector or field center)
AxisLabel	label1	"x"	Label of horizontal axis in

			icon
AxisLabel	label2	"y"	Label of vertical axis in icon
GravityTypes	gravityType	GravityTypes.UniformGravity	Type of gravity field
Acceleration	g	9.81	Constant gravity acceleration [m/s ²]
Axis	n	{0,-1,0}	Direction of gravity resolved in world frame (gravity = g*n/length(n)) [1]
Real	mue	3.986e14	Gravity field constant (default = field constant of earth) [m ³ /s ²]
Boolean	driveTrainMechanics3D	true	= true, if 3-dim. mechanical effects of Parts.Mounting1D/Rotor1D/BevelGear1D shall be taken into account
Animation			
if animateWorld = true			
Distance	axisLength	nominalLength/2	Length of world axes arrows [m]
Distance	axisDiameter	axisLength/defaultFrameDiamete..	Diameter of world axes arrows [m]
Boolean	axisShowLabels	true	= true, if labels shall be shown
Color	axisColor_x	Modelica.Mechanics.MultiBody..	Color of x-arrow
Color	axisColor_y	axisColor_x	
Color	axisColor_z	axisColor_x	Color of z-arrow
if animateGravity = true and gravityType = UniformGravity			
Position	gravityArrowTail[3]	{0,0,0}	Position vector from origin of world frame to arrow tail, resolved in world frame [m]
Length	gravityArrowLength	axisLength/2	Length of gravity arrow [m]
Diameter	gravityArrowDiameter	gravityArrowLength/defaultWi...	Diameter of gravity arrow [m]
Color	gravityArrowColor	{0,230,0}	Color of gravity arrow
if animateGravity = true and gravityType = PointGravity			
Diameter	gravitySphereDiameter	12742000	Diameter of sphere representing gravity center (default = mean diameter of earth) [m]
Color	gravitySphereColor	{0,230,0}	Color of gravity sphere
Defaults			
Length	nominalLength	1	"Nominal" length of multi-body system [m]
Length	defaultAxisLength	nominalLength/5	Default for length of a frame axis (but not world frame) [m]
Length	defaultJointLength	nominalLength/10	Default for the fixed length of a shape representing a joint [m]
Length	defaultJointWidth	nominalLength/20	Default for the fixed width of

			a shape representing a joint [m]
Length	defaultForceLength	nominalLength/10	Default for the fixed length of a shape representing a force (e.g. damper) [m]
Length	defaultForceWidth	nominalLength/20	Default for the fixed width of a shape representing a force (e.g. spring, bushing) [m]
Length	defaultBodyDiameter	nominalLength/9	Default for diameter of sphere representing the center of mass of a body [m]
Real	defaultWidthFraction	20	Default for shape width as a fraction of shape length (e.g., for Parts.FixedTranslation)
Length	defaultArrowDiameter	nominalLength/40	Default for arrow diameter (e.g., of forces, torques, sensors) [m]
Real	defaultFrameDiameterFraction	40	Default for arrow diameter of a coordinate system as a fraction of axis length
Real	defaultSpecularCoefficient	0.7	Default reflection of ambient light (= 0: light is completely absorbed)
Real	defaultN_to_m	1000	Default scaling of force arrows (length = force/defaultN_to_m) [N/m]
Real	defaultNm_to_m	1000	Default scaling of torque arrows (length = torque/defaultNm_to_m) [N.m/m]

Connectors

Type	Name	Description
Frame_b	frame_b	Coordinate system fixed in the origin of the world frame




Modelica.Mechanics.MultiBody.Examples


Examples that demonstrate the usage of the MultiBody library

Information

This package contains example models to demonstrate the usage of the MultiBody package. Open the models and simulate them according to the provided description in the models.

Package Content

Name	Description
 Elementary	Elementary examples to demonstrate various features of the MultiBody library
 Loops	Examples with kinematic loops
 Rotational3DEffects	Demonstrates the usage of 1-dim. rotational elements with all 3-dim. effects

	included
 Systems	Examples of complete system models including 3-dimensional mechanics

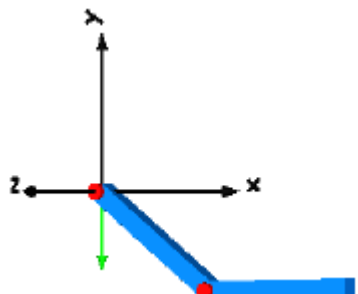
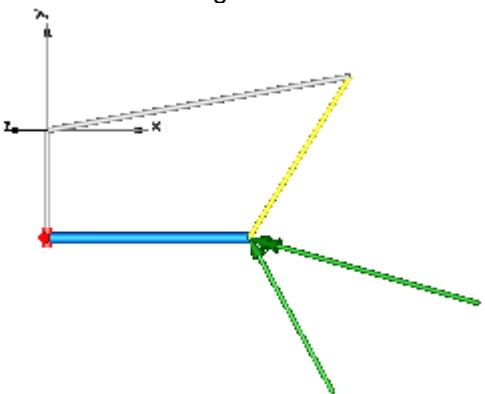
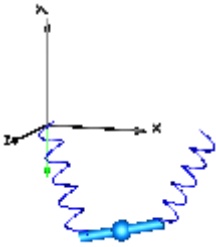
Modelica.Mechanics.MultiBody.Examples.Elementary

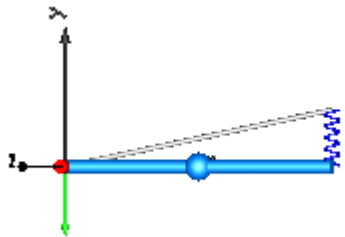
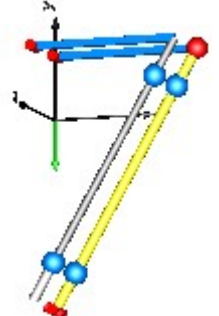
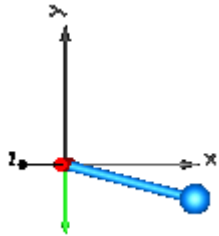
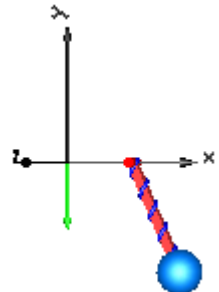
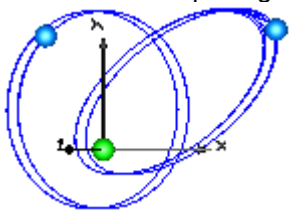
Elementary examples to demonstrate various features of the MultiBody library

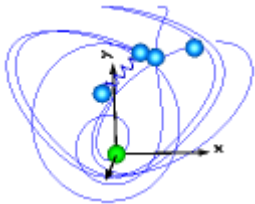
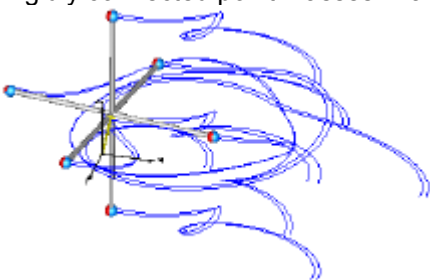
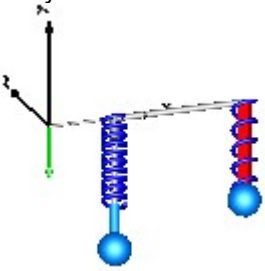
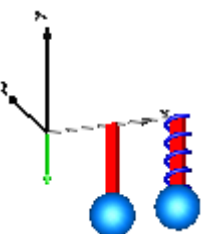
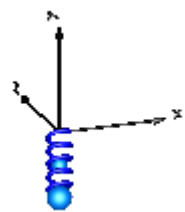
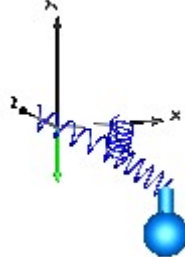
Information

This package contains elementary example models to demonstrate the usage of the MultiBody library















Content

<i>Model</i>	<i>Description</i>
DoublePendulum	Simple double pendulum with two revolute joints and two bodies. 
ForceAndTorque	Demonstrates usage of Forces.ForceAndTorque element. 
FreeBody	Free flying body attached by two springs to environment. 
InitSpringConstant	Determine spring constant such that system is in steady state at given position.

	
LineForceWithTwoMasses	<p>Demonstrates a line force with two point masses using a Joints.Assemblies.JointUPS and alternatively a Forces.LineForceWithTwoMasses component.</p> 
Pendulum	<p>Simple pendulum with one revolute joint and one body.</p> 
PendulumWithSpringDamper	<p>Simple spring/damper/mass system</p> 
PointGravity	<p>Two bodies in a point gravity field</p> 
PointGravityWithPointMasses	<p>Two point masses in a point gravity field (rotation of bodies is neglected)</p>

	
PointGravityWithPointMasses2	Rigidly connected point masses in a point gravity field 
SpringDamperSystem	Spring/damper system with a prismatic joint and attached on free flying body 
SpringMassSystem	Mass attached via a prismatic joint and a spring to the world frame 
SpringWithMass	Point mass hanging on a spring 
ThreeSprings	3-dimensional springs in series and parallel connection 

Package Content

Name	Description
 DoublePendulum	Simple double pendulum with two revolute joints and two bodies
 ForceAndTorque	Demonstrate usage of ForceAndTorque element
 FreeBody	Free flying body attached by two springs to environment
 InitSpringConstant	Determine spring constant such that system is in steady state at given position
 LineForceWithTwoMasses	Demonstrate line force with two point masses using a JointUPS and alternatively a LineForceWithTwoMasses component
 Pendulum	Simple pendulum with one revolute joint and one body
 PendulumWithSpringDamper	Simple spring/damper/mass system
 PointGravity	Two point masses in a point gravity field
 PointGravityWithPointMasses	Two point masses in a point gravity field (rotation of bodies is neglected)
 PointGravityWithPointMasses2	Rigidly connected point masses in a point gravity field
 SpringDamperSystem	Simple spring/damper/mass system
 SpringMassSystem	Mass attached with a spring to the world frame
 SpringWithMass	Point mass hanging on a spring
 ThreeSprings	3-dim. springs in series and parallel connection

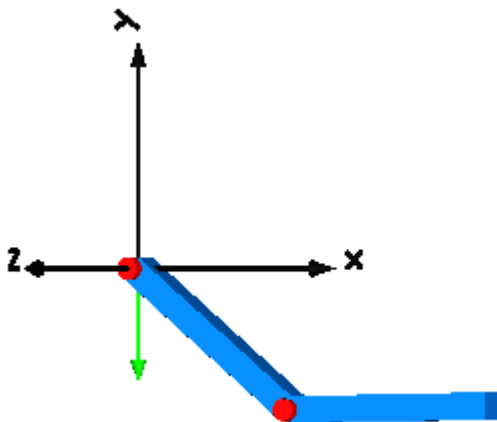
Modelica.Mechanics.MultiBody.Examples.Elementary.DoublePendulum

Simple double pendulum with two revolute joints and two bodies



Information

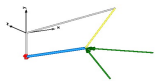
This example demonstrates that by using joint and body elements animation is automatically available. Also the revolute joints are animated. Note, that animation of every component can be switched of by setting the first parameter **animation** to **false** or by setting **enableAnimation** in the **world** object to **false** to switch off animation of all components.



Modelica.Mechanics.MultiBody.Examples.Elementary.ForceAndTorque**Demonstrate usage of ForceAndTorque element****Information**

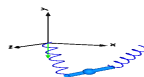
In this example the usage of the general force element "ForceAndTorque" is shown. A "ForceAndTorque" element is connected between a body and a fixed point in the world system. The force and torque is defined by the "Constant" block. The two vectors are resolved in the coordinate system defined by the "fixedRotation" component that is fixed in the world system:

The animation view at time = 0 is shown in the figure below. The yellow line is directed from frame_a to frame_b of the forceAndTorque component. The green arrow characterizes the force acting at the body whereas the green double arrow characterizes the torque acting at the body. The lengths of the two vectors are proportional to the lengths of the force and torque vectors (constant scaling factors are defined as parameters in the forceAndTorque component):

**Modelica.Mechanics.MultiBody.Examples.Elementary.FreeBody****Free flying body attached by two springs to environment****Information**

This example demonstrates:

- The animation of spring and damper components
- A body can be freely moving without any connection to a joint. In this case body coordinates are used automatically as states (whenever joints are present, it is first tried to use the generalized coordinates of the joints as states).
- If a body is freely moving, the initial position and velocity of the body can be defined with the "Initialization" menu as shown with the body "body1" in the left part (click on "Initialization").

**Parameters**

Type	Name	Default	Description
Boolean	animation	true	= true, if animation shall be enabled

Modelica.Mechanics.MultiBody.Examples.Elementary.InitSpringConstant**Determine spring constant such that system is in steady state at given position****Information**

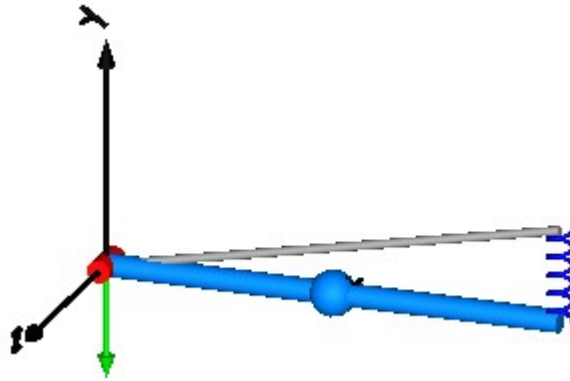
This example demonstrates a non-standard type of initialization by calculating a spring constant such that a simple pendulum is at a defined position in steady state.

The goal is that the pendulum should be in steady state when the rotation angle of the pendulum is zero. The spring constant of the spring shall be calculated during initialization such that this goal is reached.

The pendulum has one degree of freedom, i.e., two states. Therefore, two additional equations have to be

provided for initialization. However, parameter "c" of the spring component is defined with attribute "fixed = **false**", i.e., the value of this parameter is computed during initialization. Therefore, there is one additional equation required during initialization. The 3 initial equations are the rotational angle of the revolute joint and its first and second derivative. The latter ones are zero, in order to initialize in steady state. By setting the start values of phi, w, a to zero and their fixed attributes to true, the required 3 initial equations are defined.

After translation, this model is initialized in steady-state. The spring constant is computed as $c = 49.05 \text{ N/m}$. An animation of this simulation is shown in the figure below.



Modelica.Mechanics.MultiBody.Examples.Elementary.LineForceWithTwoMasses

Demonstrate line force with two point masses using a JointUPS and alternatively a LineForceWithTwoMasses component



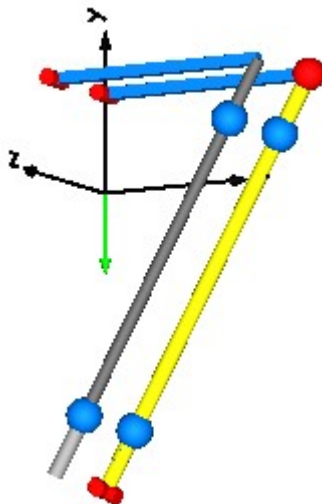
Information

It is demonstrated how to implement line force components that shall have mass properties. Two alternative implementations are given:

- With **JointUPS**:
Modelica.Mechanics.MultiBody.Joints.Assemblies.JointUPS is an aggregation of a universal, a prismatic and a spherical joint that approximates a real force component, such as a hydraulic cylinder. At the two frames of the prismatic joint (frame_ia, frame_ib of jointUPS) two bodies are attached. The parameters are selected such that the center of masses of the two bodies are located on the line connecting frame_a and frame_b of the jointUPS component. Both bodies have the same mass and the inertia tensor is set to zero, i.e., the two bodies are treated as point masses.
- With **LineForceWithTwoMasses**:
Modelica.Mechanics.MultiBody.Forces.LineForceWithTwoMasses is a line force component with the built-in property that two point masses are located on the line on which the line force is acting. The parameters are selected in such a way that the same system as with the jointUPS component is described.

In both cases, a linear 1-dimensional translational damper from the Modelica.Mechanics.Translational library is used as line force between the two attachment points. Simulate this system and plot the differences of the cut forces at both sides of the line force component ("rod_f_diff" and "body_f_diff"). Both vectors should be zero (depending on the chosen relative tolerance of the integration, the difference is in the order of $1.e-10 \dots 1.e-15$).

Note, that the implementation with the LineForceWithTwoMasses component is simpler and more convenient. An animation of this simulation is shown in the figure below. The system on the left side in the front is the animation with the LineForceWithTwoMasses component whereas the system on the right side in the back is the animation with the JointUPS component.



Parameters

Type	Name	Default	Description
Mass	m	1	Mass of point masses [kg]

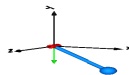
`Modelica.Mechanics.MultiBody.Examples.Elementary.Pendulum`

Simple pendulum with one revolute joint and one body



Information

This simple model demonstrates that by just dragging components default animation is defined that shows the structure of the assembled system.



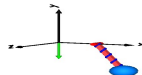
`Modelica.Mechanics.MultiBody.Examples.Elementary.PendulumWithSpringDamper`

Simple spring/damper/mass system



Information

A body is attached on a revolute and prismatic joint. A 3-dim. spring and a 3-dim. damper are connected between the body and a point fixed in the world frame:



Parameters

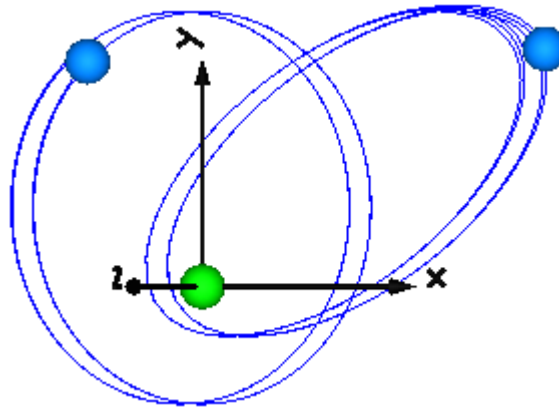
Type	Name	Default	Description
Boolean	animation	true	= true, if animation shall be enabled

Modelica.Mechanics.MultiBody.Examples.Elementary.PointGravity

Two point masses in a point gravity field

**Information**

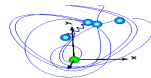
This model demonstrates a point gravity field. Two bodies are placed in the gravity field. The initial positions and velocities of these bodies are selected such that one body rotates on a circle and the other body rotates on an ellipse around the center of the point gravity field.

**Modelica.Mechanics.MultiBody.Examples.Elementary.PointGravityWithPointMasses**

Two point masses in a point gravity field (rotation of bodies is neglected)

**Information**

This model demonstrates the usage of model Parts.PointMass in a point gravity field. The PointMass model has the feature that that rotation is not taken into account and can therefore also not be calculated. This example demonstrates two cases where this does not matter: If a PointMass is not connected (body1, body2), the orientation object in these point masses is set to a unit rotation. If a PointMass is connected by a line force element, such as the used Forces.LineForceWithMass component, then the orientation object is set to a unit rotation within the line force element. These are the two cases where the rotation is automatically set to a default value, when the physical system does not provide the equations.

**Modelica.Mechanics.MultiBody.Examples.Elementary.PointGravityWithPointMasses2**

Rigidly connected point masses in a point gravity field

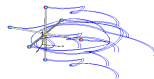
**Information**

This model demonstrates the usage of model Parts.PointMass in a point gravity field. 6 point masses are connected rigidly together. Translating such a model results in an error, because point masses do not define an orientation object. The example demonstrates that in such a case (when the orientation object is not

defined by an object that is connected to a point mass), a "MultiBody.Joints.FreeMotion" joint has to be used, to define the the degrees of freedom of this structure.

In order to demonstrate that this approach is correct, in model "referenceSystem", the same system is again provided, but this time modeled with a generic body (Parts.Body) where the inertia tensor is set to zero. In this case, no FreeMotion object is needed because every body provides its absolute translational and rotational position and velocity as potential states.

The two systems should move exactly in the same way. The system with the PointMasses object visulizes the point masses in "red", whereas the "referenceSystem" shows its bodies in "blue".



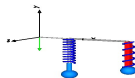
Modelica.Mechanics.MultiBody.Examples.Elementary.SpringDamperSystem

Simple spring/damper/mass system

Information

This example demonstrates:

- The animation of spring and damper components
- A body can be freely moving without any connection to a joint. In this case body coordinates are used automatically as states (whenever joints are present, it is first tried to use the generalized coordinates of the joints as states).
- If a body is freely moving, the initial position and velocity of the body can be defined with the "Initialization" menu as shown with the body "body1" in the left part (click on "Initialization").



Parameters

Type	Name	Default	Description
Boolean	animation	true	= true, if animation shall be enabled

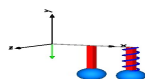
Modelica.Mechanics.MultiBody.Examples.Elementary.SpringMassSystem

Mass attached with a spring to the world frame

Information

This example shows the two different ways how force laws can be utilized:

- In the left system a body is attached via a prismatic joint to the world frame. The prismatic joint has two 1-dimensional translational flanges (called "support" and "axis") that allows to connect elements from the Modelica.Mechanics.Translational library between the support and the axis connector. The effect is that the force generated by the 1-dimensional elements acts as driving force in the axis of the prismatic joint. In the example a simple spring is used.
The advantage of this approach is that the many elements from the Translational library can be easily used here and that this implementation is usually more efficient as when using 3-dimensional springs.
- In the right system the same model is defined. The difference is that a 3-dimensional spring from the Modelica.Mechanics.MultiBody.Forces library is used. This has the advantage to get a nice animation of the force component.



Parameters

Type	Name	Default	Description
Boolean	animation	true	= true, if animation shall be enabled

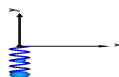
Modelica.Mechanics.MultiBody.Examples.Elementary.SpringWithMass

Point mass hanging on a spring



Information

This example shows that a force component may have a mass. The 3-dimensional spring as used in this example, has an optional point mass between the two points where the spring is attached. In the animation, this point mass is represented by a small, light blue, sphere.



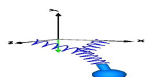
Modelica.Mechanics.MultiBody.Examples.Elementary.ThreeSprings

3-dim. springs in series and parallel connection



Information

This example demonstrates that **3-dimensional line force** elements (here: Modelica.Mechanics.MultiBody.Forces.Spring elements) can be connected together in **series** without having a body with mass at the connection point (as usually required by multi-body programs). This is advantageous since stiff systems can be avoided, say, due to a stiff spring and a small mass at the connection point.



Parameters

Type	Name	Default	Description
Boolean	animation	true	= true, if animation shall be enabled

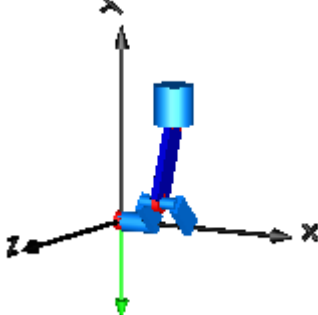

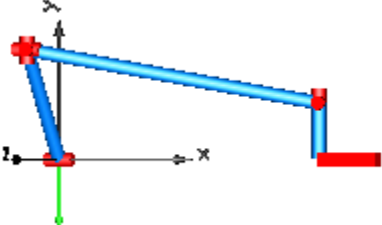
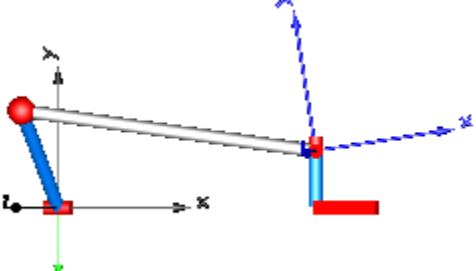
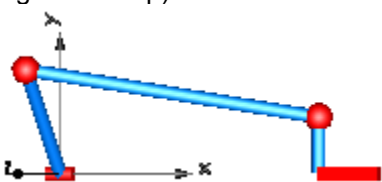

Modelica.Mechanics.MultiBody.Examples.Loops

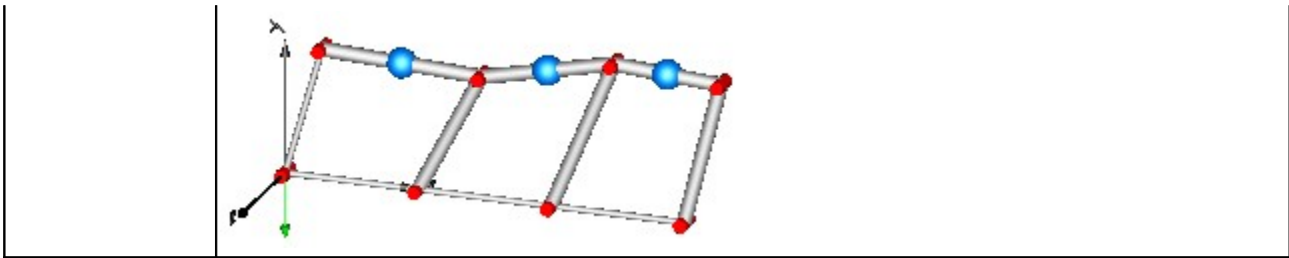
Examples with kinematic loops

Information











This package contains different examples to show how mechanical systems with kinematic loops can be modeled.

Content

<i>Model</i>	<i>Description</i>
Engine1a Engine1b Engine1b_analytic	<p>Model of one cylinder engine (Engine1a: simple, without combustion; Engine1b: with combustion; Engine1b_analytic: same as Engine1b but analytic loop handling)</p> 
EngineV6 EngineV6_analytic	<p>V6 engine with 6 cylinders, 6 planar loops and 1 degree-of-freedom. Second version with analytic handling of kinematic loops and CAD data animation.</p> 
Fourbar1	<p>One kinematic loop with four bars (with only revolute joints; 5 non-linear equations)</p> 
Fourbar2	<p>One kinematic loop with four bars (with UniversalSpherical joint; 1 non-linear equation)</p> 
Fourbar_analytic	<p>One kinematic loop with four bars (with JointSSP joint; analytic solution of non-linear algebraic loop)</p> 
PlanarLoops_analytic	<p>Mechanism with three planar kinematic loops and one degree-of-freedom with analytic loop handling (with JointRRR joints)</p> 



Package Content

Name	Description
 Engine1a	Model of one cylinder engine
 Engine1b	Model of one cylinder engine with gas force and preparation for assembly joint JointRRP
 Engine1b_analytic	Model of one cylinder engine with gas force and analytic loop handling
 EngineV6	V6 engine with 6 cylinders, 6 planar loops and 1 degree-of-freedom
 EngineV6_analytic	V6 engine with 6 cylinders, 6 planar loops, 1 degree-of-freedom and analytic handling of kinematic loops
 Fourbar1	One kinematic loop with four bars (with only revolute joints; 5 non-linear equations)
 Fourbar2	One kinematic loop with four bars (with UniversalSpherical joint; 1 non-linear equation)
 Fourbar_analytic	One kinematic loop with four bars (with JointSSP joint; analytic solution of non-linear algebraic loop)
 PlanarLoops_analytic	Mechanism with three planar kinematic loops and one degree-of-freedom with analytic loop handling (with JointRRR joints)
 Utilities	Utility models for Examples.Loops

Modelica.Mechanics.MultiBody.Examples.Loops.Engine1a

Model of one cylinder engine

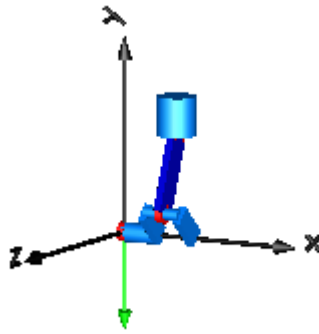


Information

This is a model of the mechanical part of one cylinder of an engine. The combustion is not modelled. The "inertia" component at the lower left part is the output inertia of the engine driving the gearbox. The angular velocity of the output inertia has a start value of 10 rad/s in order to demonstrate the movement of the engine.

The engine is modeled solely by revolute and prismatic joints. Since this results in a **planar** loop there is the well known difficulty that the cut-forces perpendicular to the loop cannot be uniquely computed, as well as the cut-torques within the plane. This ambiguity is resolved by using the option **planarCutJoint** in the **Advanced** menu of one revolute joint in every planar loop (here: joint B1). This option sets the cut-force in direction of the axis of rotation, as well as the cut-torques perpendicular to the axis of rotation at this joint to zero and makes the problem mathematically well-formed.

An animation of this example is shown in the figure below.



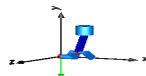
Modelica.Mechanics.MultiBody.Examples.Loops.Engine1b

Model of one cylinder engine with gas force and preparation for assembly joint JointRRP

**Information**

This is a model of the mechanical part of one cylinder of an engine. It is similar to [Loops.Engine1a](#). The difference is that a simple model for the gas force in the cylinder is added and that the model is restructured in such a way, that the central part of the planar kinematic loop can be easily replaced by the assembly joint "Modelica.Mechanics.MultiBody.Joints.Assemblies.JointRRP". This exchange of the kinematic loop is shown in [Loops.Engine1b_analytic](#). The advantage of using JointRRP is, that the non-linear algebraic equation of this loop is solved analytically, and not numerically as in this model (Engine1b).

An animation of this example is shown in the figure below.



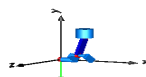
Modelica.Mechanics.MultiBody.Examples.Loops.Engine1b_analytic

Model of one cylinder engine with gas force and analytic loop handling

**Information**

This is the same model as [Loops.Engine1b](#). The only difference is that the central part of the planar kinematic loop has been replaced by the assembly joint "Modelica.Mechanics.MultiBody.Joints.Assemblies.JointRRP". The advantage of using JointRRP is, that the non-linear algebraic equation of this loop is solved analytically, and not numerically as in [Loops.Engine1b](#).

An animation of this example is shown in the figure below.



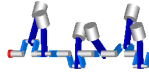
Modelica.Mechanics.MultiBody.Examples.Loops.EngineV6

V6 engine with 6 cylinders, 6 planar loops and 1 degree-of-freedom



Information

This is a V6 engine with 6 cylinders. It is hierarchically built up by using instances of one cylinder. For more details on the modeling of one cylinder, see example [Engine1b](#). An animation of the engine is shown in the figure below.



Simulate for 5 s, and plot the variables **engineSpeed_rpm**, **engineTorque**, and **filteredEngineTorque**. Note, the result file has a size of about 50 Mbyte (for 5000 output intervals).

Parameters

Type	Name	Default	Description
Boolean	animation	true	= true, if animation shall be enabled

Modelica.Mechanics.MultiBody.Examples.Loops.EngineV6_analytic

V6 engine with 6 cylinders, 6 planar loops, 1 degree-of-freedom and analytic handling of kinematic loops



Information

This is a similar model as the example "EngineV6". However, the cylinders have been built up with component Modelica.Mechanics.MultiBody.Joints.Assemblies.JointRRR that solves the non-linear system of equations in an aggregation of 3 revolution joints **analytically** and only one body is used that holds the total mass of the crank shaft:



This model is about 20 times faster as the EngineV6 example and **no** linear or non-linear system of equations occur. In contrast, the "EngineV6" example leads to 6 systems of nonlinear equations (every system has dimension = 5, with Evaluate=false and dimension=1 with Evaluate=true) and a linear system of equations of about 40. This shows the power of the analytic loop handling.

Simulate for 5 s, and plot the variables **engineSpeed_rpm**, **engineTorque**, and **filteredEngineTorque**. Note, the result file has a size of about 50 Mbyte (for 5000 output intervals).

Parameters

Type	Name	Default	Description
Boolean	animation	true	= true, if animation shall be enabled

Modelica.Mechanics.MultiBody.Examples.Loops.Fourbar1

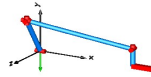
One kinematic loop with four bars (with only revolute joints; 5 non-linear equations)



Information

This is a simple kinematic loop consisting of 6 revolute joints, 1 prismatic joint and 4 bars that is often used as basic constructing unit in mechanisms. This example demonstrates that usually no particular knowledge of the user is needed to handle kinematic loops. Just connect the joints and bodies together according to the real system. In particular **no** cut-joints or a spanning tree has to be determined. In this case, the initial

condition of the angular velocity of revolute joint j1 is set to 300 deg/s in order to drive this loop.



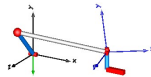
Modelica.Mechanics.MultiBody.Examples.Loops.Fourbar2

One kinematic loop with four bars (with UniversalSpherical joint; 1 non-linear equation)



Information

This is a second version of the "four-bar" mechanism, see figure:



In this case the three revolute joints on the left top-side and the two revolute joints on the right top side have been replaced by the joint **UniversalSpherical** that is a rod connecting a spherical and a universal joint. This joint is defined by **1 constraint** stating that the distance between the two spherical joints is constant. Using this joint in a kinematic loop reduces the sizes of non-linear algebraic equations. For this loop, only one non-linear algebraic system of equations of order 1 remains.

At the UniversalSpherical joint an additional frame_ia fixed to the rod is present where components can be attached to the connecting rod. In this example just a coordinate system is attached to visualize frame_ia (coordinate system on the right in blue color).

Another feature is that the length of the connecting rod can be automatically calculated during **initialization**. In order to do this, another initialization condition has to be given. In this example, the initial value of the distance of the prismatic joint j2 has been fixed (via the "Initialization" menu) and the rod length of joint "UniversalSpherical" is computed during initialization since parameter **computeLength = true** is set in the joint parameter menu. The main advantage is that during initialization no non-linear system of equation is solved and therefore initialization always works. To be precise, the following trivial non-linear equation is actually solved for rodLength:

$$\text{rodLength} * \text{rodLength} = f(\text{angle of revolute joint, distance of prismatic joint})$$

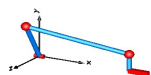
Modelica.Mechanics.MultiBody.Examples.Loops.Fourbar_analytic

One kinematic loop with four bars (with JointSSP joint; analytic solution of non-linear algebraic loop)



Information

This is a third version of the "four-bar" mechanism, see figure:



In this case the three revolute joints on the left top-side and the two revolute joints on the right top side have been replaced by the assembly joint **Joints.Assemblies.JointSSP** which consists of two spherical joints and one prismatic joint. Since JointSSP solves the non-linear constraint equation internally analytically, no non-linear equation appears any more and a Modelica translator, such as Dymola, can transform the system into state space form without solving a system of equations. For more details, see [MultiBody.UsersGuide.Tutorial.LoopStructures.AnalyticLoopHandling](#).

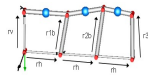
Modelica.Mechanics.MultiBody.Examples.Loops.PlanarLoops_analytic

Mechanism with three planar kinematic loops and one degree-of-freedom with analytic loop handling (with JointRRR joints)

**Information**

It is demonstrated how the Modelica.Mechanics.MultiBody.Joints.Assemblies.JointRRR joint can be used to solve the non-linear equations of coupled planar loops analytically. In the mechanism below no non-linear equation occurs any more from the tool view, since these equations are solved analytically in the JointRRR joints. For more details, see [MultiBody.UsersGuide.Tutorial.LoopStructures.AnalyticLoopHandling](#).

In the following figure the parameter vectors of this example are visualized in the animation view.








**Parameters**

Type	Name	Default	Description
Length	rh[3]	{0.5,0,0}	Position vector from 'lower left' revolute to 'lower right' revolute joint for all the 3 loops [m]
Length	rv[3]	{0,0.5,0}	Position vector from 'lower left' revolute to 'upper left' revolute joint in the first loop [m]
Length	r1b[3]	{0.1,0.5,0}	Position vector from 'lower right' revolute to 'upper right' revolute joint in the first loop [m]
Length	r2b[3]	{0.1,0.6,0}	Position vector from 'lower right' revolute to 'upper right' revolute joint in the second loop [m]
Length	r3b[3]	{0,0.55,0}	Position vector from 'lower right' revolute to 'upper right' revolute joint in the third loop [m]

Modelica.Mechanics.MultiBody.Examples.Loops.Utilities

Utility models for Examples.Loops

Package Content

Name	Description
 Cylinder	Cylinder with rod and crank of a combustion engine
 GasForce	Simple gas force computation for combustion engine
 GasForce2	Rough approximation of gas force in a cylinder
 CylinderBase	One cylinder with analytic handling of kinematic loop
 Cylinder_analytic_CAD	One cylinder with analytic handling of kinematic loop and CAD visualization
 EngineV6_analytic	V6 engine with analytic loop handling
 Engine1bBase	Model of one cylinder engine with gas force

Modelica.Mechanics.MultiBody.Examples.Loops.Utilities.Cylinder

Cylinder with rod and crank of a combustion engine



Parameters

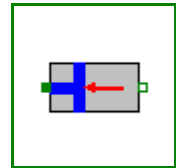
Type	Name	Default	Description
Boolean	animation	true	= true, if animation shall be enabled
Length	cylinderTopPosition	0.42	Length from crank shaft to end of cylinder. [m]
Length	pistonLength	0.1	Length of cylinder [m]
Length	rodLength	0.2	Length of rod [m]
Length	crankLength	0.2	Length of crank shaft in x direction [m]
Length	crankPinOffset	0.1	Offset of crank pin from center axis [m]
Length	crankPinLength	0.1	Offset of crank pin from center axis [m]
Angle	cylinderInclination	0	Inclination of cylinder [rad]
Angle	crankAngleOffset	0	Offset for crank angle [rad]
Length	cylinderLength	cylinderTopPosition - (pisto...	Maximum length of cylinder volume [m]

Connectors

Type	Name	Description
Frame_a	cylinder_a	
Frame_a	cylinder_b	
Frame_a	crank_a	
Frame_a	crank_b	

Modelica.Mechanics.MultiBody.Examples.Loops.Utilities.GasForce

Simple gas force computation for combustion engine



Parameters

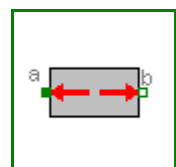
Type	Name	Default	Description
Length	L		Length of cylinder [m]
Diameter	d		Diameter of cylinder [m]
Volume	k0	0.01	Volume $V = k_0 + k_1 \cdot (1-x)$, with $x = 1 + s_{rel}/L$ [m3]
Volume	k1	1	Volume $V = k_0 + k_1 \cdot (1-x)$, with $x = 1 + s_{rel}/L$ [m3]
HeatCapacity	k	1	Gas constant ($p \cdot V = k \cdot T$) [J/K]
Initialization			
Distance	s_rel.start	0	relative distance (= flange_b.s - flange_a.s) [m]

Connectors

Type	Name	Description
Flange_a	flange_a	Left flange of compliant 1-dim. translational component
Flange_b	flange_b	Right flange of compliant 1-dim. translational component

Modelica.Mechanics.MultiBody.Examples.Loops.Utilities.GasForce2

Rough approximation of gas force in a cylinder



Information

The gas force in a cylinder is computed as function of the relative distance of the two flanges. It is required that $s_{rel} = \text{flange_b.s} - \text{flange_a.s}$ is in the range

$$0 \leq s_{rel} \leq L$$

where the parameter L is the length of the cylinder. If this assumption is not fulfilled, an error occurs.

Parameters

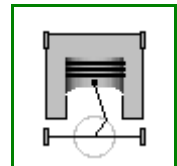
Type	Name	Default	Description
Length	L		Length of cylinder [m]
Length	d		diameter of cylinder [m]
Volume	k0	0.01	Volume $V = k_0 + k_1 \cdot (1-x)$, with $x = 1 - s_{rel}/L$ [m3]
Volume	k1	1	Volume $V = k_0 + k_1 \cdot (1-x)$, with $x = 1 - s_{rel}/L$ [m3]
HeatCapacity	k	1	Gas constant ($p \cdot V = k \cdot T$) [J/K]
Initialization			
Distance	s_rel.start	0	relative distance (= flange_b.s - flange_a.s) [m]

Connectors

Type	Name	Description
Flange_a	flange_a	Left flange of compliant 1-dim. translational component
Flange_b	flange_b	Right flange of compliant 1-dim. translational component

Modelica.Mechanics.MultiBody.Examples.Loops.Utilities.CylinderBase

One cylinder with analytic handling of kinematic loop



Parameters

Type	Name	Default	Description
Boolean	animation	true	= true, if animation shall be enabled
Length	cylinderTopPosition	0.42	Length from crank shaft to end of cylinder. [m]
Length	crankLength	0.14	Length of crank shaft in x direction [m]
Length	crankPinOffset	0.05	Offset of crank pin from center axis [m]
Length	crankPinLength	0.1	Offset of crank pin from center axis [m]
Angle_deg	cylinderInclination	0	Inclination of cylinder [deg]
Angle_deg	crankAngleOffset	0	Offset for crank angle [deg]
Piston			
Length	pistonLength	0.1	Length of cylinder [m]
Length	pistonCenterOfMass	pistonLength/2	Distance from frame_a to center of mass of piston [m]
Mass	pistonMass	6	Mass of piston [kg]
Inertia	pistonInertia_11	0.0088	Inertia 11 of piston with respect to center of mass frame, parallel to frame_a [kg.m2]

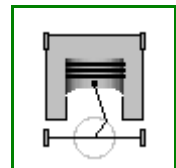
Inertia	pistonInertia_22	0.0076	Inertia 22 of piston with respect to center of mass frame, parallel to frame_a [kg.m2]
Inertia	pistonInertia_33	0.0088	Inertia 33 of piston with respect to center of mass frame, parallel to frame_a [kg.m2]
Rod			
Length	rodLength	0.175	Length of rod [m]
Length	rodCenterOfMass	rodLength/2	Distance from frame_a to center of mass of piston [m]
Mass	rodMass	1	Mass of rod [kg]
Inertia	rodInertia_11	0.006	Inertia 11 of rod with respect to center of mass frame, parallel to frame_a [kg.m2]
Inertia	rodInertia_22	0.0005	Inertia 22 of rod with respect to center of mass frame, parallel to frame_a [kg.m2]
Inertia	rodInertia_33	0.006	Inertia 33 of rod with respect to center of mass frame, parallel to frame_a [kg.m2]

Connectors

Type	Name	Description
Frame_a	cylinder_a	
Frame_a	cylinder_b	
Frame_a	crank_a	
Frame_a	crank_b	

Modelica.Mechanics.MultiBody.Examples.Loops.Utilities.Cylinder_analytic_CAD

One cylinder with analytic handling of kinematic loop and CAD visualization



Parameters

Type	Name	Default	Description
Boolean	animation	true	= true, if animation shall be enabled
Length	cylinderTopPosition	0.42	Length from crank shaft to end of cylinder. [m]
Length	crankLength	0.14	Length of crank shaft in x direction [m]
Length	crankPinOffset	0.05	Offset of crank pin from center axis [m]
Length	crankPinLength	0.1	Offset of crank pin from center axis [m]
Angle_deg	cylinderInclination	0	Inclination of cylinder [deg]
Angle_deg	crankAngleOffset	0	Offset for crank angle [deg]
Piston			
Length	pistonLength	0.1	Length of cylinder [m]
Length	pistonCenterOfMass	pistonLength/2	Distance from frame_a to center of mass of piston [m]
Mass	pistonMass	6	Mass of piston [kg]
Inertia	pistonInertia_11	0.0088	Inertia 11 of piston with respect to center of mass frame, parallel to frame_a [kg.m2]
Inertia	pistonInertia_22	0.0076	Inertia 22 of piston with respect to center of mass

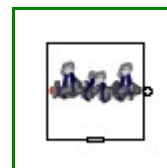
			frame, parallel to frame_a [kg.m2]
Inertia	pistonInertia_33	0.0088	Inertia 33 of piston with respect to center of mass frame, parallel to frame_a [kg.m2]
Rod			
Length	rodLength	0.175	Length of rod [m]
Length	rodCenterOfMass	rodLength/2	Distance from frame_a to center of mass of piston [m]
Mass	rodMass	1	Mass of rod [kg]
Inertia	rodInertia_11	0.006	Inertia 11 of rod with respect to center of mass frame, parallel to frame_a [kg.m2]
Inertia	rodInertia_22	0.0005	Inertia 22 of rod with respect to center of mass frame, parallel to frame_a [kg.m2]
Inertia	rodInertia_33	0.006	Inertia 33 of rod with respect to center of mass frame, parallel to frame_a [kg.m2]

Connectors

Type	Name	Description
Frame_a	cylinder_a	
Frame_a	cylinder_b	
Frame_a	crank_a	
Frame_a	crank_b	

Modelica.Mechanics.MultiBody.Examples.Loops.Utilities.EngineV6_analytic

V6 engine with analytic loop handling



Parameters

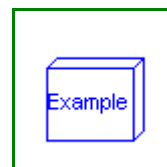
Type	Name	Default	Description
Boolean	animation	true	= true, if animation shall be enabled

Connectors

Type	Name	Description
Flange_b	flange_b	
Frame_a	frame_a	

Modelica.Mechanics.MultiBody.Examples.Loops.Utilities.Engine1bBase

Model of one cylinder engine with gas force



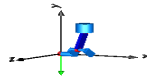
Information

This is a model of the mechanical part of one cylinder of an engine. The combustion is not modelled. The "inertia" component at the lower left part is the output inertia of the engine driving the gearbox. The angular velocity of the output inertia has a start value of 10 rad/s in order to demonstrate the movement of the engine.

The engine is modeled solely by revolute and prismatic joints. Since this results in a **planar** loop there is the well known difficulty that the cut-forces perpendicular to the loop cannot be uniquely computed, as well as the cut-torques within the plane. This ambiguity is resolved by using the option **planarCutJoint** in the

Advanced menu of one revolute joint in every planar loop (here: joint B1). This option sets the cut-force in direction of the axis of rotation, as well as the cut-torques perpendicular to the axis of rotation at this joint to zero and makes the problem mathematically well-formed.

An animation of this example is shown in the figure below.







Modelica.Mechanics.MultiBody.Examples.Rotational3DEffects

Demonstrates the usage of 1-dim. rotational elements with all 3-dim. effects included

Information

This library demonstrates the usage of elements of the Mechanics.Rotational library by taking into account all 3-dim. effects. The reason for this type of modeling is to speedup the simulation drastically. This is possible if moving bodies have rotational symmetry. A typical application area are drive trains, driving joints of a multi-body system.

Package Content

Name	Description
 GyroscopicEffects	Demonstrates that a cylindrical body can be replaced by Rotor1D model
 ActuatedDrive	
 MovingActuatedDrive	
 GearConstraint	

Modelica.Mechanics.MultiBody.Examples.Rotational3DEffects.GyroscopicEffects

Demonstrates that a cylindrical body can be replaced by Rotor1D model



Information

This example consists of a body that is attached to the world system with a spherical joint. On this body, a "rotor", i.e., a body with rotational symmetry is present. Two kinds of models are shown:

- In the upper part of the diagram layer, only multi-body components are used.
- In the lower part of the diagram layer, the same model is implemented, but by a different modeling of the cylindrical body: The cylindrical body is included, but it is rigidly attached to its mount. This part takes into account the movement of the center of mass and of the inertia tensor of the cylindrical body. Note, since the cylindrical body has rotational symmetry, its center of mass and its inertia tensor is independent of the angle of the inertia and can therefore be rigidly attached to its mount. Additionally, with a "MultiBody.Parts.Rotor1D" model, a primarily 1-dim. inertia is included that takes into account the additional effects when the cylindrical body is moving relatively to its mounts

The simulation reveals that both the kinematic movement and the reaction forces on the environment (object "world" and "fixed" respectively) are identical for both models.

A typical usage scenario is to model a complete drive train of a vehicle, including the automatic gearbox, with elements of the "Mechanics.Rotational" library, but using the "Rotor1D" model instead of the "Rotational.Components.Inertia" component. This drive train model can be mounted on a 3-dim. multi-body model of the vehicle. Additionally, one rigid body has to be fixed to the vehicle that has the mass, center of

mass and inertia tensor of the complete drive train. Both models together, give exactly the same effect, as if every part of the drive train would have been modelled solely with multi-body components. One benefit of this modeling is that the simulation is much faster.

Modelica.Mechanics.MultiBody.Examples.Rotational3DEffects.ActuatedDrive



Modelica.Mechanics.MultiBody.Examples.Rotational3DEffects.MovingActuatedDrive



Modelica.Mechanics.MultiBody.Examples.Rotational3DEffects.GearConstraint




Modelica.Mechanics.MultiBody.Examples.Systems

Examples of complete system models including 3-dimensional mechanics


Information

This package contains complete **system models** where components from different domains are used, including 3-dimensional mechanics.

Content

Model	Description
RobotR3 RobotR3.oneAxis RobotR3.fullRobot	6 degree of freedom robot with path planning, controllers, motors, brakes, gears and mechanics. "oneAxis" models only one drive train. "fullRobot" is the complete, detailed robot model. 

Package Content

Name	Description
 RobotR3	Library to demonstrate robot system models based on the Manutec r3 robot

Modelica.Mechanics.MultiBody.Examples.Systems.RobotR3

Library to demonstrate robot system models based on the Manutec r3 robot

Information

This package contains models of the robot r3 of the company Manutec. These models are used to demonstrate in which way complex robot models might be built up by testing first the component models individually before composing them together. Furthermore, it is shown how CAD data can be used for animation.



The following models are available:

oneAxis Test one axis (controller, motor, gearbox).
fullRobot Test complete robot model.

The r3 robot is no longer manufactured. In fact the company Manutec does no longer exist. The parameters of this robot have been determined by measurements in the laboratory of DLR. The measurement procedure is described in:

Tuerk S. (1990): Zur Modellierung der Dynamik von Robotern mit rotatorischen Gelenken. Fortschrittberichte VDI, Reihe 8, Nr. 211, VDI-Verlag 1990.

The robot model is described in detail in




Otter M. (1995): Objektorientierte Modellierung mechatronischer Systeme am Beispiel geregelter Roboter. Dissertation, Fortschrittberichte VDI, Reihe 20, Nr. 147, VDI-Verlag 1995. This report can be downloaded as compressed postscript file from: <http://www.robotic.dlr.de/Martin.Otter/publications.html>.

The path planning is performed in a simple way by using essentially the Modelica.Mechanics.Rotational.KinematicPTP block. A user defines a path by start and end angle of every axis. A path is planned such that all axes are moving as fast as possible under the given restrictions of maximum joint speeds and maximum joint accelerations. The actual r3 robot from Manutec had a different path planning strategy. Today's path planning algorithms from robot companies are much more involved.

In order to get a nice animation, CAD data from a KUKA robot is used, since CAD data of the original r3 robot was not available. The KUKA CAD data was derived from public data of KUKA available at: http://www.kuka-roboter.de/english/produkte/cad/low_payloads.html. Since dimensions of the corresponding KUKA robot are similar but not identical to the r3 robot, the data of the r3 robot (such as arm lengths) have been modified, such that it matches the CAD data.

In this model, a simplified P-PI cascade controller for every axes is used. The parameters have been manually adjusted by simulations. The original r3 controllers are more complicated. The reason to use simplified controllers is to have a simpler demo.

Package Content

Name	Description
 oneAxis	Model of one axis of robot (controller, motor, gearbox) with simple load
 fullRobot	6 degree of freedom robot with path planning, controllers, motors, brakes, gears and mechanics
 Components	Library of components of the robot

Modelica.Mechanics.MultiBody.Examples.Systems.RobotR3.oneAxis**Model of one axis of robot (controller, motor, gearbox) with simple load****Information**

With this model one axis of the r3 robot is checked. The mechanical structure is replaced by a simple load inertia.

Parameters

Type	Name	Default	Description
Mass	mLoad	15	Mass of load [kg]
Real	kp	5	Gain of position controller of axis 2
Real	ks	0.5	Gain of speed controller of axis 2
Time	Ts	0.05	Time constant of integrator of speed controller of axis 2 [s]
Real	startAngle	0	Start angle of axis 2 [deg]
Real	endAngle	120	End angle of axis 2 [deg]
Time	swingTime	0.5	Additional time after reference motion is in rest before simulation is stopped [s]
AngularVelocity	refSpeedMax	3	Maximum reference speed [rad/s]
AngularAcceleration	refAccMax	10	Maximum reference acceleration [rad/s ²]

Modelica.Mechanics.MultiBody.Examples.Systems.RobotR3.fullRobot**6 degree of freedom robot with path planning, controllers, motors, brakes, gears and mechanics****Information**

This is a detailed model of the robot. For animation CAD data is used. Translate and simulate with the default settings (default simulation time = 3 s). Use command script "Scripts\ExamplesfullRobotPlot.mos" to plot variables.

**Parameters**

Type	Name	Default	Description
Mass	mLoad	15	Mass of load [kg]
Position	rLoad[3]	{0.1,0.25,0.1}	Distance from last flange to load mass [m]
Acceleration	g	9.81	Gravity acceleration [m/s ²]
Time	refStartTime	0	Start time of reference motion [s]
Time	refSwingTime	0.5	Additional time after reference motion is in rest before simulation is stopped [s]
Reference			
startAngles			
Real	startAngle1	-60	Start angle of axis 1 [deg]

Real	startAngle2	20	Start angle of axis 2 [deg]
Real	startAngle3	90	Start angle of axis 3 [deg]
Real	startAngle4	0	Start angle of axis 4 [deg]
Real	startAngle5	-110	Start angle of axis 5 [deg]
Real	startAngle6	0	Start angle of axis 6 [deg]
endAngles			
Real	endAngle1	60	End angle of axis 1 [deg]
Real	endAngle2	-70	End angle of axis 2 [deg]
Real	endAngle3	-35	End angle of axis 3 [deg]
Real	endAngle4	45	End angle of axis 4 [deg]
Real	endAngle5	110	End angle of axis 5 [deg]
Real	endAngle6	45	End angle of axis 6 [deg]
Limits			
AngularVelocity	refSpeedMax[6]	{3,1.5,5,3.1,3.1,4.1}	Maximum reference speeds of all joints [rad/s]
AngularAcceleration	refAccMax[6]	{15,15,15,60,60,60}	Maximum reference accelerations of all joints [rad/s ²]
Controller			
Axis 1			
Real	kp1	5	Gain of position controller
Real	ks1	0.5	Gain of speed controller
Time	Ts1	0.05	Time constant of integrator of speed controller [s]
Axis 2			
Real	kp2	5	Gain of position controller
Real	ks2	0.5	Gain of speed controller
Time	Ts2	0.05	Time constant of integrator of speed controller [s]
Axis 3			
Real	kp3	5	Gain of position controller
Real	ks3	0.5	Gain of speed controller
Time	Ts3	0.05	Time constant of integrator of speed controller [s]
Axis 4			
Real	kp4	5	Gain of position controller
Real	ks4	0.5	Gain of speed controller
Time	Ts4	0.05	Time constant of integrator of speed controller [s]
Axis 5			
Real	kp5	5	Gain of position controller
Real	ks5	0.5	Gain of speed controller
Time	Ts5	0.05	Time constant of integrator of speed controller [s]
Axis 6			
Real	kp6	5	Gain of position controller
Real	ks6	0.5	Gain of speed controller
Time	Ts6	0.05	Time constant of integrator of speed controller [s]














Modelica.Mechanics.MultiBody.Examples.Systems.RobotR3.Components

Library of components of the robot

Information

This library contains the different components of the r3 robot. Usually, there is no need to use this library directly.

Package Content

Name	Description
 AxisControlBus	Data bus for one robot axis
 ControlBus	Data bus for all axes of robot
 PathPlanning1	Generate reference angles for fastest kinematic movement
 PathPlanning6	Generate reference angles for fastest kinematic movement
 PathToAxisControlBus	Map path planning to one axis control bus
 GearType1	Motor inertia and gearbox model for r3 joints 1,2,3
 GearType2	Motor inertia and gearbox model for r3 joints 4,5,6
 Motor	Motor model including current controller of r3 motors
 Controller	P-PI cascade controller for one axis
 AxisType1	Axis model of the r3 joints 1,2,3
 AxisType2	Axis model of the r3 joints 4,5,6
 MechanicalStructure	Model of the mechanical part of the r3 robot (without animation)
 InternalConnectors	Internal models that should not be used

Modelica.Mechanics.MultiBody.Examples.Systems.RobotR3.Components.AxisControlBus

Data bus for one robot axis



Information

Signal bus that is used to communicate all signals for **one** axis. This is an expandable connector which is "empty". The actual signal content is defined by connecting to an instance of this connector. The signals that are usually used (and are by default listed as choices in the menu that defines the connection to this bus) are defined [here](#).

Modelica.Mechanics.MultiBody.Examples.Systems.RobotR3.Components.ControlBus

Data bus for all axes of robot



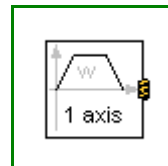
Information

Signal bus that is used to communicate **all signals** of the robot. This is an expandable connector which is "empty". The actual signal content is defined by connecting to an instance of this connector. The sub-buses

that are usually used (and are by default listed as choices in the menu that defines the connection to this bus) are defined [here](#).

Modelica.Mechanics.MultiBody.Examples.Systems.RobotR3.Components.PathPlanning1

Generate reference angles for fastest kinematic movement



Information

Given

- start and end angle of an axis
- maximum speed of the axis
- maximum acceleration of the axis

this component computes the fastest movement under the given constraints. This means, that:

1. The axis accelerates with the maximum acceleration until the maximum speed is reached.
2. Drives with the maximum speed as long as possible.
3. Decelerates with the negative of the maximum acceleration until rest.

The acceleration, constant velocity and deceleration phase are determined in such a way that the movement starts from the start angles and ends at the end angles. The output of this block are the computed angles, angular velocities and angular acceleration and this information is stored as reference motion on the controlBus of the r3 robot.

Parameters

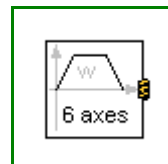
Type	Name	Default	Description
Real	angleBegDeg	0	Start angle [deg]
Real	angleEndDeg	1	End angle [deg]
AngularVelocity	speedMax	3	Maximum axis speed [rad/s]
AngularAcceleration	accMax	2.5	Maximum axis acceleration [rad/s ²]
Time	startTime	0	Start time of movement [s]
Time	swingTime	0.5	Additional time after reference motion is in rest before simulation is stopped [s]

Connectors

Type	Name	Description
ControlBus	controlBus	

Modelica.Mechanics.MultiBody.Examples.Systems.RobotR3.Components.PathPlanning6

Generate reference angles for fastest kinematic movement



Information

Given

- start and end angles of every axis
- maximum speed of every axis

- maximum acceleration of every axis

this component computes the fastest movement under the given constraints. This means, that:

1. Every axis accelerates with the maximum acceleration until the maximum speed is reached.
2. Drives with the maximum speed as long as possible.
3. Decelerates with the negative of the maximum acceleration until rest.

The acceleration, constant velocity and deceleration phase are determined in such a way that the movement starts from the start angles and ends at the end angles. The output of this block are the computed angles, angular velocities and angular acceleration and this information is stored as reference motion on the controlBus of the r3 robot.

Parameters

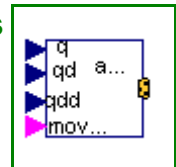
Type	Name	Default	Description
Integer	naxis	6	number of driven axis
Real	angleBegDeg[naxis]	zeros(naxis)	Start angles [deg]
Real	angleEndDeg[naxis]	ones(naxis)	End angles [deg]
AngularVelocity	speedMax[naxis]	fill(3, naxis)	Maximum axis speed [rad/s]
AngularAcceleration	accMax[naxis]	fill(2.5, naxis)	Maximum axis acceleration [rad/s ²]
Time	startTime	0	Start time of movement [s]
Time	swingTime	0.5	Additional time after reference motion is in rest before simulation is stopped [s]

Connectors

Type	Name	Description
ControlBus	controlBus	

Modelica.Mechanics.MultiBody.Examples.Systems.RobotR3.Components.PathToAxisControlBus

Map path planning to one axis control bus

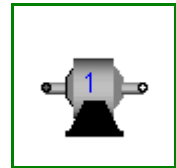


Parameters

Type	Name	Default	Description
Integer	nAxis	6	Number of driven axis
Integer	axisUsed	1	Map path planning of axisUsed to axisControlBus

Connectors

Type	Name	Description
input RealInput	q[nAxis]	
input RealInput	qd[nAxis]	
input RealInput	qdd[nAxis]	
AxisControlBus	axisControlBus	
input BooleanInput	moving[nAxis]	

Modelica.Mechanics.MultiBody.Examples.Systems.RobotR3.Components.GearType1**Motor inertia and gearbox model for r3 joints 1,2,3****Information**

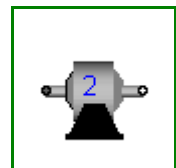
Models the gearbox used in the first three joints with all its effects, like elasticity and friction. Coulomb friction is approximated by a friction element acting at the "motor"-side. In reality, bearing friction should be also incorporated at the driven side of the gearbox. However, this would require considerable more effort for the measurement of the friction parameters. Default values for all parameters are given for joint 1. Model relativeStates is used to define the relative angle and relative angular velocity across the spring (=gear elasticity) as state variables. The reason is, that a default initial value of zero of these states makes always sense. If the absolute angle and the absolute angular velocity of model Jmotor would be used as states, and the load angle (= joint angle of robot) is NOT zero, one has always to ensure that the initial values of the motor angle and of the joint angle are modified correspondingly. Otherwise, the spring has an unrealistic deflection at initial time. Since relative quantities are used as state variables, this simplifies the definition of initial values considerably.

Parameters

Type	Name	Default	Description
Real	i	-105	gear ratio
Real	c	43	Spring constant [N.m/rad]
Real	d	0.005	Damper constant [N.m.s/rad]
Torque	Rv0	0.4	Viscous friction torque at zero velocity [N.m]
Real	Rv1	(0.13/160)	Viscous friction coefficient ($R=Rv0+Rv1*abs(qd)$) [N.m.s/rad]
Real	peak	1	Maximum static friction torque is $peak*Rv0$ ($peak \geq 1$)

Connectors

Type	Name	Description
Flange_a	flange_a	Flange of left shaft
Flange_b	flange_b	Flange of right shaft

Modelica.Mechanics.MultiBody.Examples.Systems.RobotR3.Components.GearType2**Motor inertia and gearbox model for r3 joints 4,5,6****Information**

The elasticity and damping in the gearboxes of the outermost three joints of the robot is neglected. Default values for all parameters are given for joint 4.

Parameters

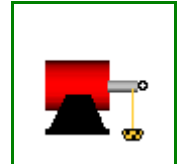
Type	Name	Default	Description
Real	i	-99	Gear ratio
Torque	Rv0	21.8	Viscous friction torque at zero velocity [N.m]
Real	Rv1	9.8	Viscous friction coefficient in [Nms/rad] ($R=Rv0+Rv1*abs(qd)$)
Real	peak	(26.7/21.8)	Maximum static friction torque is $peak*Rv0$ ($peak \geq 1$)

Connectors

Type	Name	Description
Flange_a	flange_a	Flange of left shaft
Flange_b	flange_b	Flange of right shaft

Modelica.Mechanics.MultiBody.Examples.Systems.RobotR3.Components.Motor

Motor model including current controller of r3 motors



Information

Default values are given for the motor of joint 1. The input of the motor is the desired current (the actual current is proportional to the torque produced by the motor).

Parameters

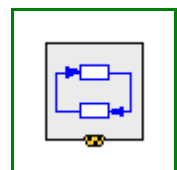
Type	Name	Default	Description
Inertia	J	0.0013	Moment of inertia of motor [kg.m2]
Real	k	1.1616	Gain of motor
Real	w	4590	Time constant of motor
Real	D	0.6	Damping constant of motor
AngularVelocity	w_max	315	Maximum speed of motor [rad/s]
Current	i_max	9	Maximum current of motor [A]

Connectors

Type	Name	Description
Flange_b	flange_motor	
AxisControlBus	axisControlBus	

Modelica.Mechanics.MultiBody.Examples.Systems.RobotR3.Components.Controller

P-PI cascade controller for one axis



Information

This controller has an inner PI-controller to control the motor speed, and an outer P-controller to control the motor position of one axis. The reference signals are with respect to the gear-output, and the gear ratio is used in the controller to determine the motor reference signals. All signals are communicated via the "axisControlBus".

Parameters

Type	Name	Default	Description
Real	kp	10	Gain of position controller
Real	ks	1	Gain of speed controller
Time	Ts	0.01	Time constant of integrator of speed controller [s]
Real	ratio	1	Gear ratio of gearbox

Connectors

Type	Name	Description
AxisControlBus	axisControlBus	

Modelica.Mechanics.MultiBody.Examples.Systems.RobotR3.Components.AxisType1

Axis model of the r3 joints 1,2,3



Parameters

Type	Name	Default	Description
Controller			
Real	kp	10	Gain of position controller
Real	ks	1	Gain of speed controller
Time	Ts	0.01	Time constant of integrator of speed controller [s]
Motor			
Real	k	1.1616	Gain of motor
Real	w	4590	Time constant of motor
Real	D	0.6	Damping constant of motor
Inertia	J	0.0013	Moment of inertia of motor [kg.m2]
Gear			
Real	ratio	-105	Gear ratio
Torque	Rv0	0.4	Viscous friction torque at zero velocity in [Nm] [N.m]
Real	Rv1	(0.13/160)	Viscous friction coefficient in [Nms/rad] [N.m.s/rad]
Real	peak	1	Maximum static friction torque is peak*Rv0 (peak >= 1)
Real	c	43	Spring constant [N.m/rad]
Real	cd	0.005	Damper constant [N.m.s/rad]

Connectors

Type	Name	Description
Flange_b	flange	
AxisControlBus	axisControlBus	

Modelica.Mechanics.MultiBody.Examples.Systems.RobotR3.Components.AxisType2

Axis model of the r3 joints 4,5,6



Information

The axis model consists of the **controller**, the **motor** including current controller and the **gearbox** including gear elasticity and bearing friction. The only difference to the axis model of joints 4,5,6 (= model axisType2) is that elasticity and damping in the gear boxes are not neglected.

The input signals of this component are the desired angle and desired angular velocity of the joint. The reference signals have to be "smooth" (position has to be differentiable at least 2 times). Otherwise, the gear elasticity leads to significant oscillations.

Default values of the parameters are given for the axis of joint 1.

Parameters

Type	Name	Default	Description
GearType2	gear	redeclare GearType2 gear(Rv0...	
Controller			
Real	kp	10	Gain of position controller
Real	ks	1	Gain of speed controller
Time	Ts	0.01	Time constant of integrator of speed controller [s]
Motor			
Real	k	1.1616	Gain of motor
Real	w	4590	Time constant of motor
Real	D	0.6	Damping constant of motor
Inertia	J	0.0013	Moment of inertia of motor [kg.m2]
Gear			
Real	ratio	-105	Gear ratio
Torque	Rv0	0.4	Viscous friction torque at zero velocity in [Nm] [N.m]
Real	Rv1	(0.13/160)	Viscous friction coefficient in [Nms/rad] [N.m.s/rad]
Real	peak	1	Maximum static friction torque is peak*Rv0 (peak >= 1)

Connectors

Type	Name	Description
Flange_b	flange	
AxisControlBus	axisControlBus	

Modelica.Mechanics.MultiBody.Examples.Systems.RobotR3.Components.Mechanical Structure

Model of the mechanical part of the r3 robot (without animation)



Information

This model contains the mechanical components of the r3 robot (multibody system).

Parameters

Type	Name	Default	Description
Boolean	animation	true	= true, if animation shall be enabled
Mass	mLoad	15	Mass of load [kg]
Position	rLoad[3]	{0,0.25,0}	Distance from last flange to load mass> [m]
Acceleration	g	9.81	Gravity acceleration [m/s2]

Connectors

Type	Name	Description
Flange_a	axis1	
Flange_a	axis2	
Flange_a	axis3	

Flange_a	axis4	
Flange_a	axis5	
Flange_a	axis6	



Modelica.Mechanics.MultiBody.Examples.Systems.RobotR3.Components.InternalConnectors

Internal models that should not be used

Information

This package contains the "actual" default bus definitions needed for the robot example. The bus definitions in this package are the default definitions shown in the bus menu when connecting a signal to an expandable connector (here: ControlBus or AxisControlBus). Usually, the connectors of this package should not be utilized by a user.

Package Content

Name	Description
 AxisControlBus	Data bus for one robot axis
 ControlBus	Data bus for all axes of robot

Modelica.Mechanics.MultiBody.Examples.Systems.RobotR3.Components.InternalConnectors.AxisControlBus

Data bus for one robot axis



Contents

Type	Name	Description
Boolean	motion_ref	= true, if reference motion is not in rest
Angle	angle_ref	Reference angle of axis flange [rad]
Angle	angle	Angle of axis flange [rad]
AngularVelocity	speed_ref	Reference speed of axis flange [rad/s]
AngularVelocity	speed	Speed of axis flange [rad/s]
AngularAcceleration	acceleration_ref	Reference acceleration of axis flange [rad/s ²]
AngularAcceleration	acceleration	Acceleration of axis flange [rad/s ²]
Current	current_ref	Reference current of motor [A]
Current	current	Current of motor [A]
Angle	motorAngle	Angle of motor flange [rad]
AngularVelocity	motorSpeed	Speed of motor flange [rad/s]

Modelica.Mechanics.MultiBody.Examples.Systems.RobotR3.Components.InternalConnectors.ControlBus

Data bus for all axes of robot



Contents

Type	Name	Description
AxisControlBus	axisControlBus1	Bus of axis 1
AxisControlBus	axisControlBus2	Bus of axis 2
AxisControlBus	axisControlBus3	Bus of axis 3
AxisControlBus	axisControlBus4	Bus of axis 4
AxisControlBus	axisControlBus5	Bus of axis 5
AxisControlBus	axisControlBus6	Bus of axis 6







Modelica.Mechanics.MultiBody.Forces





Components that exert forces and/or torques between frames

Information













This package contains components that exert forces and torques between two frame connectors, e.g., between two parts.

Content

Model	Description
WorldForce	External force acting at the frame to which this component is connected and defined by 3 input signals, that are interpreted as one vector resolved in frame world, frame_b or frame_resolve. 
WorldTorque	External torque acting at the frame to which this component is connected and defined by 3 input signals, that are interpreted as one vector resolved in frame world, frame_b or frame_resolve. 
WorldForceAndTorque	External force and external torque acting at the frame to which this component is connected and defined by 3+3 input signals, that are interpreted as a force and as a torque vector resolved in frame world, frame_b or frame_resolve. 
Force	Force acting between two frames defined by 3 input signals resolved in frame world, frame_a, frame_b or in frame_resolve. 
Torque	Torque acting between two frames defined by 3 input signals resolved in frame world, frame_a, frame_b or in frame_resolve. 
ForceAndTorque	Force and torque acting between two frames defined by 3+3 input signals resolved in frame world, frame_a, frame_b or in frame_resolve. 
LineForceWithMass	General line force component with an optional point mass on the connection line. The force law can be defined by a component of Modelica.Mechanics.Translational

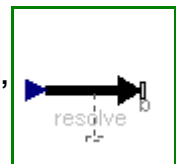
	
LineForceWithTwoMasses	General line force component with two optional point masses on the connection line. The force law can be defined by a component of Modelica.Mechanics.Translational 
Spring	Linear translational spring with optional mass 
Damper	Linear (velocity dependent) damper 
SpringDamperParallel	Linear spring and damper in parallel connection
SpringDamperSeries	Linear spring and damper in series connection

Package Content

Name	Description
 WorldForce	External force acting at frame_b, defined by 3 input signals and resolved in frame world, frame_b or frame_resolve
 WorldTorque	External torque acting at frame_b, defined by 3 input signals and resolved in frame world, frame_b or frame_resolve
 WorldForceAndTorque	External force and torque acting at frame_b, defined by 3+3 input signals and resolved in frame world, frame_b or in frame_resolve
 Force	Force acting between two frames, defined by 3 input signals and resolved in frame world, frame_a, frame_b or frame_resolve
 Torque	Torque acting between two frames, defined by 3 input signals and resolved in frame world, frame_a, frame_b or frame_resolve
 ForceAndTorque	Force and torque acting between two frames, defined by 3+3 input signals and resolved in frame world, frame_a, frame_b or frame_resolve
 LineForceWithMass	General line force component with an optional point mass on the connection line
 LineForceWithTwoMasses	General line force component with two optional point masses on the connection line
 Spring	Linear translational spring with optional mass
 Damper	Linear (velocity dependent) damper
 SpringDamperParallel	Linear spring and linear damper in parallel
 SpringDamperSeries	Linear spring and linear damper in series connection

Modelica.Mechanics.MultiBody.Forces.WorldForce

External force acting at frame_b, defined by 3 input signals and resolved in frame world, frame_b or frame_resolve



Information

The 3 signals of the **force** connector are interpreted as the x-, y- and z-coordinates of a **force** acting at the frame connector to which frame_b of this component is attached. Via parameter **resolveInFrame** it is defined, in which frame these coordinates shall be resolved:

Types.ResolveInFrameB.	Meaning
world	Resolve input force in world frame (= default)
frame_b	Resolve input force in frame_b
frame_resolve	Resolve input force in frame_resolve (frame_resolve must be connected)

If resolveInFrame = Types.ResolveInFrameB.frame_resolve, the force coordinates are with respect to the frame, that is connected to **frame_resolve**.

If force={100,0,0}, and for all parameters the default setting is used, then the interpretation is that a force of 100 N is acting along the positive x-axis of frame_b.

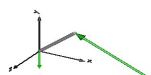
Note, the cut-torque in frame_b (frame_b.t) is always set to zero. Conceptually, a force and torque acts on the world frame in such a way that the force and torque balance between world.frame_b and frame_b is fulfilled. For efficiency reasons, this reaction torque is, however, not computed.

This force component is by default visualized as an arrow acting at the connector to which it is connected. The diameter and color of the arrow can be defined via variables **diameter** and **color**. The arrow points in the direction defined by the force signal. The length of the arrow is proportional to the length of the force vector using parameter **N_to_m** as scaling factor. For example, if N_to_m = 100 N/m, then a force of 350 N is displayed as an arrow of length 3.5 m.

An example how to use this model is given in the following figure:



This leads to the following animation



Parameters

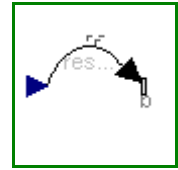
Type	Name	Default	Description
Boolean	animation	true	= true, if animation shall be enabled
ResolveInFrameB	resolveInFrame	Modelica.Mechanics.MultiBody..	Frame in which input force is resolved (1: world, 2: frame_b, 3: frame_resolve)
if animation = true			
Real	N_to_m	world.defaultN_to_m	Force arrow scaling (length = force/N_to_m) [N/m]
Diameter	diameter	world.defaultArrowDiameter	Diameter of force arrow [m]
Color	color	Modelica.Mechanics.MultiBody..	Color of arrow
SpecularCoefficient	specularCoefficient	world.defaultSpecularCoeffic...	Reflection of ambient light (= 0: light is completely absorbed)

Connectors

Type	Name	Description
Frame_b	frame_b	Coordinate system fixed to the component with one cut-force and cut-torque
Frame_resolve	frame_resolve	The input signals are optionally resolved in this frame
input RealInput	force[3]	x-, y-, z-coordinates of force resolved in frame defined by resolveInFrame [N]

Modelica.Mechanics.MultiBody.Forces.WorldTorque

External torque acting at frame_b, defined by 3 input signals and resolved in frame world, frame_b or frame_resolve



Information

The 3 signals of the **torque** connector are interpreted as the x-, y- and z-coordinates of a **torque** acting at the frame connector to which frame_b of this component is attached. Via parameter **resolveInFrame** it is defined, in which frame these coordinates shall be resolved:

Types.ResolveInFrameB.	Meaning
world	Resolve input torque in world frame (= default)
frame_b	Resolve input torque in frame_b
frame_resolve	Resolve input torque in frame_resolve (frame_resolve must be connected)

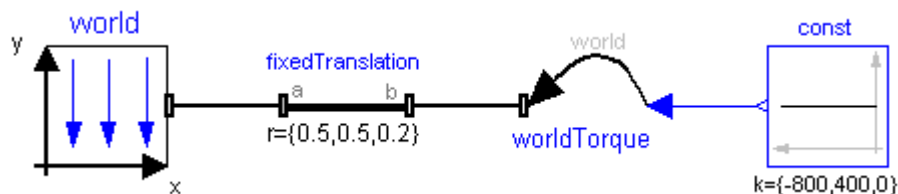
If resolveInFrame = Types.ResolveInFrameB.frame_resolve, the torque coordinates are with respect to the frame, that is connected to **frame_resolve**.

If torque={100,0,0}, and for all parameters the default setting is used, then the interpretation is that a torque of 100 N is acting along the positive x-axis of frame_b.

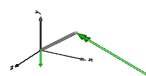
Note, the cut-force in frame_b (frame_b.f) is always set to zero. Conceptually, a force and torque acts on the world frame in such a way that the force and torque balance between world.frame_b and frame_b is fulfilled. For efficiency reasons, this reaction torque is, however, not computed.

This torque component is by default visualized as a **double arrow** acting at the connector to which it is connected. The diameter and color of the arrow can be defined via variables **diameter** and **color**. The double arrow points in the direction defined by the torque vector. The length of the double arrow is proportional to the length of the torque vector using parameter **Nm_to_m** as scaling factor. For example, if Nm_to_m = 100 Nm/m, then a torque of 350 Nm is displayed as an arrow of length 3.5 m.

An example how to use this model is given in the following figure:



This leads to the following animation



Parameters

Type	Name	Default	Description
Boolean	animation	true	= true, if animation shall be enabled
ResolveInFrameB	resolveInFrame	Modelica.Mechanics.MultiBody..	Frame in which input torque is resolved (1: world, 2: frame_b, 3: frame_resolve)
if animation = true			
Real	Nm_to_m	world.defaultNm_to_m	Torque arrow scaling (length = torque/Nm_to_m) [N.m/m]
Diameter	diameter	world.defaultArrowDiameter	Diameter of torque arrow [m]

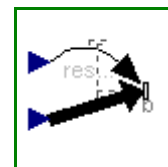
Color	color	Modelica.Mechanics.MultiBody..	Color of arrow
SpecularCoefficient	specularCoefficient	world.defaultSpecularCoeffic...	Reflection of ambient light (= 0: light is completely absorbed)

Connectors

Type	Name	Description
Frame_b	frame_b	Coordinate system fixed to the component with one cut-force and cut-torque
Frame_resolve	frame_resolve	The input signals are optionally resolved in this frame
input RealInput	torque[3]	x-, y-, z-coordiantes of torque resolved in frame defined by resolveInFrame [N.m]

Modelica.Mechanics.MultiBody.Forces.WorldForceAndTorque

External force and torque acting at frame_b, defined by 3+3 input signals and resolved in frame world, frame_b or in frame_resolve



Information

The 3 signals of the **force** and **torque** connector are interpreted as the x-, y- and z-coordinates of a **force** and **torque** acting at the frame connector to which frame_b of this component is attached. Via parameter **resolveInFrame** it is defined, in which frame these coordinates shall be resolved:

Types.ResolveInFrameB.	Meaning
world	Resolve input force and torque in world frame (= default)
frame_b	Resolve input force and torque in frame_b
frame_resolve	Resolve input force and torque in frame_resolve (frame_resolve must be connected)

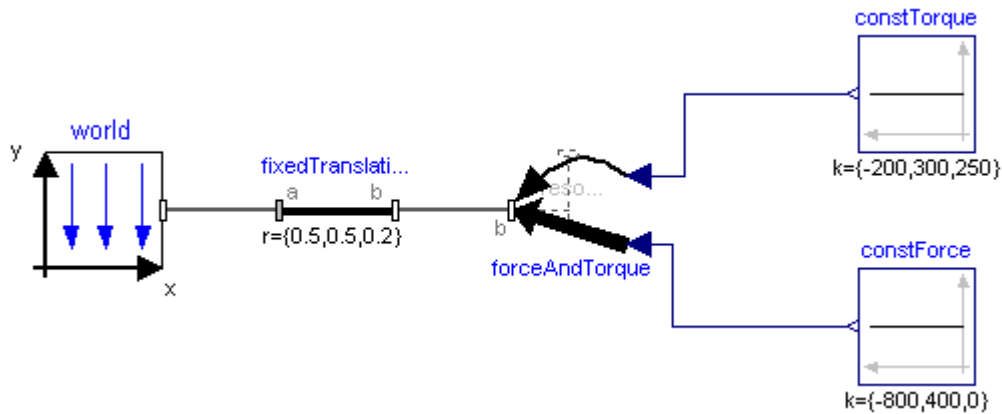
If resolveInFrame = Types.ResolveInFrameB.frame_resolve, the force and torque coordinates are with respect to the frame, that is connected to **frame_resolve**.

If force={100,0,0}, and for all parameters the default setting is used, then the interpretation is that a force of 100 N is acting along the positive x-axis of frame_b.

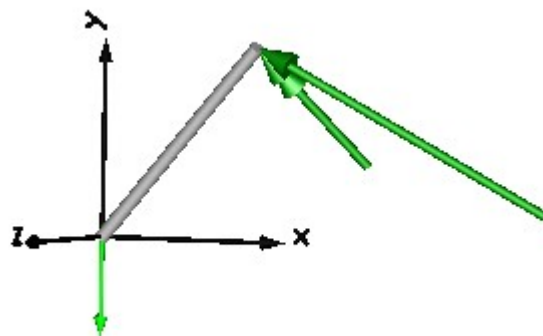
Conceptually, a force and torque acts on the world frame in such a way that the force and torque balance between world.frame_b and frame_b is fulfilled. For efficiency reasons, this reaction torque is, however, not computed.

The force and torque are by default visualized as an arrow (force) and as a double arrow (torque) acting at the connector to which they are connected. The diameters and colors of the arrows can be defined via variables **forceDiameter**, **torqueDiameter**, **forceColor** and **torqueColor**. The arrows point in the directions defined by the force and torque vectors. The lengths of the arrows are proportional to the length of the force and torque vectors, respectively, using parameters **N_to_m** and **Nm_to_m** as scaling factors. For example, if N_to_m = 100 N/m, then a force of 350 N is displayed as an arrow of length 3.5 m.

An example how to use this model is given in the following figure:



This leads to the following animation



Parameters

Type	Name	Default	Description
Boolean	animation	true	= true, if animation shall be enabled
ResolveInFrameB	resolveInFrame	Modelica.Mechanics.MultiBody..	Frame in which input force and torque are resolved (1: world, 2: frame_b, 3: frame_resolve)
if animation = true			
Real	N_to_m	world.defaultN_to_m	Force arrow scaling (length = force/N_to_m) [N/m]
Real	Nm_to_m	world.defaultNm_to_m	Torque arrow scaling (length = torque/Nm_to_m) [N.m/m]
Diameter	forceDiameter	world.defaultArrowDiameter	Diameter of force arrow [m]
Diameter	torqueDiameter	forceDiameter	Diameter of torque arrow [m]
Color	forceColor	Modelica.Mechanics.MultiBody..	Color of force arrow
Color	torqueColor	Modelica.Mechanics.MultiBody..	Color of torque arrow
SpecularCoefficient	specularCoefficient	world.defaultSpecularCoeffic...	Reflection of ambient light (= 0: light is completely absorbed)

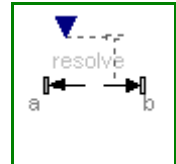
Connectors

Type	Name	Description
Frame_b	frame_b	Coordinate system fixed to the component with one cut-force and cut-torque

Frame_resolve	frame_resolve	The input signals are optionally resolved in this frame
input RealInput	force[3]	x-, y-, z-coordinates of force resolved in frame defined by resolveInFrame [N]
input RealInput	torque[3]	x-, y-, z-coordinates of torque resolved in frame defined by resolveInFrame [N.m]

Modelica.Mechanics.MultiBody.Forces.Force

Force acting between two frames, defined by 3 input signals and resolved in frame world, frame_a, frame_b or frame_resolve



Information

The 3 signals of the **force** connector are interpreted as the x-, y- and z-coordinates of a **force** acting at the frame connector to which frame_b of this component is attached. Via parameter **resolveInFrame** it is defined, in which frame these coordinates shall be resolved:

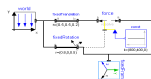
Types.ResolveInFrameAB.	Meaning
world	Resolve input force in world frame
frame_a	Resolve input force in frame_a
frame_b	Resolve input force in frame_b (= default)
frame_resolve	Resolve input force in frame_resolve (frame_resolve must be connected)

If resolveInFrame = ResolveInFrameAB.frame_resolve, the force coordinates are with respect to the frame, that is connected to **frame_resolve**.

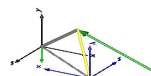
If force={100,0,0}, and for all parameters the default setting is used, then the interpretation is that a force of 100 N is acting along the positive x-axis of frame_b.

Note, the cut-torque in frame_b (frame_b.t) is always set to zero. Additionally, a force and torque acts on frame_a in such a way that the force and torque balance between frame_a and frame_b is fulfilled.

An example how to use this model is given in the following figure:



This leads to the following animation (the yellow cylinder characterizes the line between frame_a and frame_b of the Force component, i.e., the force acts with negative sign also on the opposite side of this cylinder, but for clarity this is not shown in the animation):



Parameters

Type	Name	Default	Description
Boolean	animation	true	= true, if animation shall be enabled
ResolveInFrameAB	resolveInFrame	Modelica.Mechanics.MultiBody..	Frame in which input force is resolved (1: world, 2: frame_a, 3: frame_b, 4: frame_resolve)
if animation = true			
Real	N_to_m	world.defaultN_to_m	Force arrow scaling (length

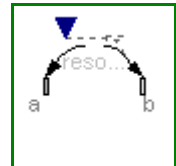
			= force/N_to_m) [N/m]
Diameter	forceDiameter	world.defaultArrowDiameter	Diameter of force arrow [m]
Diameter	connectionLineDiameter	forceDiameter	Diameter of line connecting frame_a and frame_b [m]
Color	forceColor	Modelica.Mechanics.MultiBody..	Color of force arrow
Color	connectionLineColor	Modelica.Mechanics.MultiBody..	Color of line connecting frame_a and frame_b
SpecularCoefficient	specularCoefficient	world.defaultSpecularCoeffic...	Reflection of ambient light (= 0: light is completely absorbed)

Connectors

Type	Name	Description
Frame_a	frame_a	Coordinate system fixed to the component with one cut-force and cut-torque
Frame_b	frame_b	Coordinate system fixed to the component with one cut-force and cut-torque
Frame_resolve	frame_resolve	The input signals are optionally resolved in this frame
input RealInput	force[3]	x-, y-, z-coordinates of force resolved in frame defined by resolveInFrame [N]

Modelica.Mechanics.MultiBody.Forces.Torque

Torque acting between two frames, defined by 3 input signals and resolved in frame world, frame_a, frame_b or frame_resolve



Information

The 3 signals of the **torque** connector are interpreted as the x-, y- and z-coordinates of a **torque** acting at the frame connector to which frame_b of this component is attached. Via parameter **resolveInFrame** it is defined, in which frame these coordinates shall be resolved:

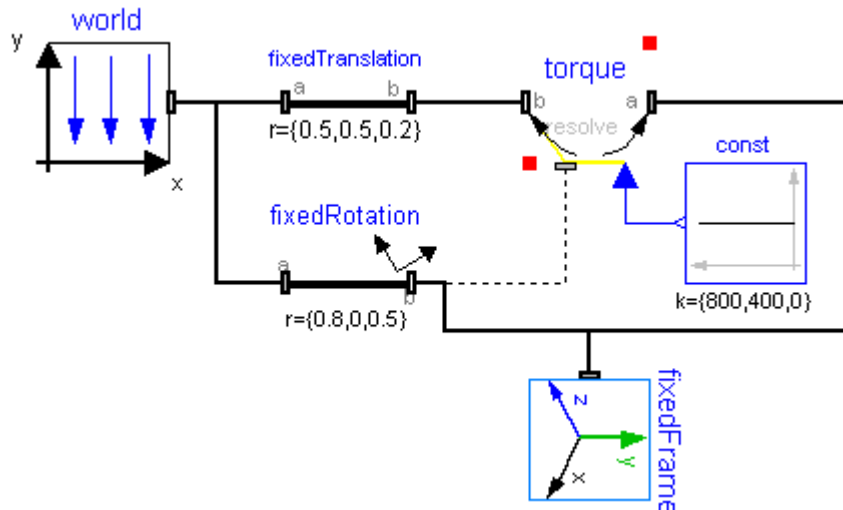
Types.ResolveInFrameAB.	Meaning
world	Resolve input torque in world frame
frame_a	Resolve input torque in frame_a
frame_b	Resolve input torque in frame_b (= default)
frame_resolve	Resolve input torque in frame_resolve (frame_resolve must be connected)

If resolveInFrame = ResolveInFrameAB.frame_resolve, the torque coordinates are with respect to the frame, that is connected to **frame_resolve**.

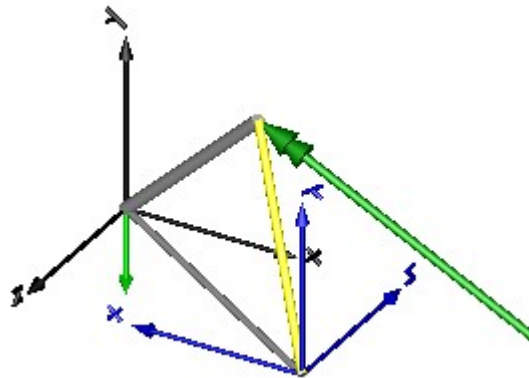
If torque={100,0,0}, and for all parameters the default setting is used, then the interpretation is that a torque of 100 N.m is acting along the positive x-axis of frame_b.

Note, the cut-forces in frame_a and frame_b (frame_a.f, frame_b.f) are always set to zero and the cut-torque at frame_a (frame_a.t) is the same as the cut-torque at frame_b (frame_b.t) but with opposite sign.

An example how to use this model is given in the following figure:



This leads to the following animation (the yellow cylinder characterizes the line between frame_a and frame_b of the Torque component, i.e., the torque acts with negative sign also on the opposite side of this cylinder, but for clarity this is not shown in the animation):



Parameters

Type	Name	Default	Description
Boolean	animation	true	= true, if animation shall be enabled
ResolveInFrameAB	resolveInFrame	Modelica.Mechanics.MultiBody.. .	Frame in which input force is resolved (1: world, 2: frame_a, 3: frame_b, 4: frame_resolve)
if animation = true			
Real	Nm_to_m	world.defaultNm_to_m	Torque arrow scaling (length = torque/Nm_to_m) [N.m/m]
Diameter	torqueDiameter	world.defaultArrowDiameter	Diameter of torque arrow [m]
Diameter	connectionLineDiameter	torqueDiameter	Diameter of line connecting frame_a and frame_b [m]
Color	torqueColor	Modelica.Mechanics.MultiBody.. .	Color of torque arrow
Color	connectionLineColor	Modelica.Mechanics.MultiBody.. .	Color of line connecting frame_a and frame_b

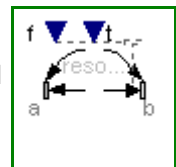
SpecularCoefficient	specularCoefficient	world.defaultSpecularCoeffic...	Reflection of ambient light (= 0: light is completely absorbed)
-------------------------------------	---------------------	---------------------------------	---

Connectors

Type	Name	Description
Frame_a	frame_a	Coordinate system fixed to the component with one cut-force and cut-torque
Frame_b	frame_b	Coordinate system fixed to the component with one cut-force and cut-torque
Frame_resolve	frame_resolve	The input signals are optionally resolved in this frame
input RealInput	torque[3]	x-, y-, z-coordiantes of torque resolved in frame defined by resolveInFrame [N.m]

Modelica.Mechanics.MultiBody.Forces.ForceAndTorque

Force and torque acting between two frames, defined by 3+3 input signals and resolved in frame world, frame_a, frame_b or frame_resolve



Information

The 3 signals of the **force** connector and the 3 signals of the **torque** connector are interpreted as the x-, y- and z-coordinates of a **force** and of a **torque** acting at the frame connector to which frame_b of this component is attached. Via parameter **resolveInFrame** it is defined, in which frame these coordinates shall be resolved:

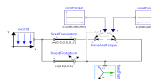
Types.ResolveInFrameAB.	Meaning
world	Resolve input force/torque in world frame
frame_a	Resolve input force/torque in frame_a
frame_b	Resolve input force/torque in frame_b (= default)
frame_resolve	Resolve input force/torque in frame_resolve (frame_resolve must be connected)

If resolveInFrame = ResolveInFrameAB.frame_resolve, the force and torque coordinates are with respect to the frame, that is connected to **frame_resolve**.

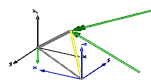
If force={100,0,0}, and for all parameters the default setting is used, then the interpretation is that a force of 100 N is acting along the positive x-axis of frame_b.

Note, a force and torque acts on frame_a in such a way that the force and torque balance between frame_a and frame_b is fulfilled.

An example how to use this model is given in the following figure:



This leads to the following animation (the yellow cylinder characterizes the line between frame_a and frame_b of the ForceAndTorque component, i.e., the force and torque acts with negative sign also on the opposite side of this cylinder, but for clarity this is not shown in the animation):



Parameters

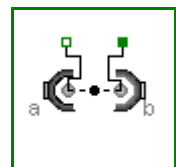
Type	Name	Default	Description
Boolean	animation	true	= true, if animation shall be enabled
ResolveInFrameAB	resolveInFrame	Modelica.Mechanics.MultiBody..	Frame in which input force and torque are resolved (1: world, 2: frame_a, 3: frame_b, 4: frame_resolve)
if animation = true			
Real	N_to_m	world.defaultN_to_m	Force arrow scaling (length = force/N_to_m) [N/m]
Real	Nm_to_m	world.defaultNm_to_m	Torque arrow scaling (length = torque/Nm_to_m) [N.m/m]
Diameter	forceDiameter	world.defaultArrowDiameter	Diameter of force arrow [m]
Diameter	torqueDiameter	forceDiameter	Diameter of torque arrow [m]
Diameter	connectionLineDiameter	forceDiameter	Diameter of line connecting frame_a and frame_b [m]
Color	forceColor	Modelica.Mechanics.MultiBody..	Color of force arrow
Color	torqueColor	Modelica.Mechanics.MultiBody..	Color of torque arrow
Color	connectionLineColor	Modelica.Mechanics.MultiBody..	Color of line connecting frame_a and frame_b
SpecularCoefficient	specularCoefficient	world.defaultSpecularCoeffic...	Reflection of ambient light (= 0: light is completely absorbed)

Connectors

Type	Name	Description
Frame_a	frame_a	Coordinate system fixed to the component with one cut-force and cut-torque
Frame_b	frame_b	Coordinate system fixed to the component with one cut-force and cut-torque
input RealInput	force[3]	x-, y-, z-coordinates of force resolved in frame defined by resolveInFrame [N]
input RealInput	torque[3]	x-, y-, z-coordiantes of torque resolved in frame defined by resolveInFrame [N.m]
Frame_resolve	frame_resolve	The input signals are optionally resolved in this frame

Modelica.Mechanics.MultiBody.Forces.LineForceWithMass

General line force component with an optional point mass on the connection line



Information

This component is used to exert a **line force** between the origin of frame_a and the origin of frame_b by attaching components of the **1-dimensional translational** mechanical library of Modelica (Modelica.Mechanics.Translational) between the two flange connectors **flange_a** and **flange_b**. Optionally, there is a **point mass** on the line connecting the origin of frame_a and the origin of frame_b. This point mass approximates the **mass** of the **force element**. The distance of the point mass from frame_a as a fraction of the distance between frame_a and frame_b is defined via parameter **lengthFraction** (default is 0.5, i.e., the point mass is in the middle of the line).

In the translational library there is the implicit assumption that forces of components that have only one flange connector act with opposite sign on the bearings of the component. This assumption is also used in the LineForceWithMass component: If a connection is present to only one of the flange connectors, then the force in this flange connector acts implicitly with opposite sign also in the other flange connector.

Parameters

Type	Name	Default	Description
Boolean	animateLine	true	= true, if a line shape between frame_a and frame_b shall be visualized
Boolean	animateMass	true	= true, if point mass shall be visualized as sphere provided $m > 0$
Mass	m	0	Mass of point mass on the connection line between the origin of frame_a and the origin of frame_b [kg]
Real	lengthFraction	0.5	Location of point mass with respect to frame_a as a fraction of the distance from frame_a to frame_b [1]
Animation			
SpecularCoefficient	specularCoefficient	world.defaultSpecularCoeffic...	Reflection of ambient light (= 0: light is completely absorbed)
if animateLine = true			
ShapeType	lineShapeType	"cylinder"	Type of shape visualizing the line from frame_a to frame_b
Length	lineShapeWidth	world.defaultArrowDiameter	Width of shape [m]
Length	lineShapeHeight	lineShapeWidth	Height of shape [m]
ShapeExtra	lineShapeExtra	0.0	Extra parameter for shape
Color	lineShapeColor	Modelica.Mechanics.MultiBody..	Color of line shape
if animateMass = true			
Real	massDiameter	world.defaultBodyDiameter	Diameter of point mass sphere
Color	massColor	Modelica.Mechanics.MultiBody..	Color of point mass
Advanced			
Position	s_small	1.E-10	Prevent zero-division if distance between frame_a and frame_b is zero [m]

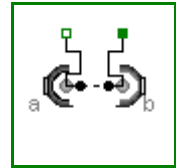
Connectors

Type	Name	Description
Frame_a	frame_a	Coordinate system fixed to the component with one cut-force and cut-torque
Frame_b	frame_b	Coordinate system fixed to the component with one cut-force and cut-torque
Flange_a	flange_b	1-dim. translational flange (connect force of Translational library between flange_a and flange_b)

Flange_ b	flange_ a	1-dim. translational flange (connect force of Translational library between flange_a and flange_b)
--------------	--------------	--

Modelica.Mechanics.MultiBody.Forces.LineForceWithTwoMasses

General line force component with two optional point masses on the connection line



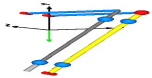
Information

This component is used to exert a **line force** between the origin of frame_a and the origin of frame_b by attaching components of the **1-dimensional translational** mechanical library of Modelica (Modelica.Mechanics.Translational) between the two flange connectors **flange_a** and **flange_b**. Optionally, there are **two point masses** on the line connecting the origin of frame_a and the origin of frame_b. These point masses approximate the **masses** of the **force element**. The locations of the two point masses are defined by their (fixed) distances of L_a relative to frame_a and of L_b relative to frame_b, respectively.

In example [MultiBody.Examples.Elementary.LineForceWithTwoMasses](#) the usage of this line force element is shown and is compared with an alternative implementation using a [MultiBody.Joints.Assemblies.JointUPS](#) component. The composition diagram of this example is displayed in the figure below.



The animation view at time = 0 is shown in the next figure. The system on the left side in the front is the animation with the LineForceWithTwoMasses component whereas the system on the right side in the back is the animation with the JointUPS component. Both implementations yield the same result. However, the implementation with the LineForceWithTwoMasses component is simpler.



In the translational library there is the implicit assumption that forces of components that have only one flange connector act with opposite sign on the bearings of the component. This assumption is also used in the LineForceWithTwoMasses component: If a connection is present to only one of the flange connectors, then the force in this flange connector acts implicitly with opposite sign also in the other flange connector.

Parameters

Type	Name	Default	Description
Boolean	animate	true	= true, if animation shall be enabled
Boolean	animateMasses	true	= true, if point masses shall be visualized provided animate=true and $m_a, m_b > 0$
Mass	m_a	0	Mass of point mass a on the connection line between the origin of frame_a and the origin of frame_b [kg]
Mass	m_b	0	Mass of point mass b on the connection line between the origin of frame_a and the origin of frame_b [kg]
Position	L_a	0	Distance between point mass a and frame_a (positive, if in

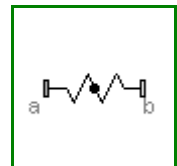
			direction of frame_b) [m]
Position	L_b	L_a	Distance between point mass b and frame_b (positive, if in direction of frame_a) [m]
Animation			
Cylinder at frame_a if animation = true			
Diameter	cylinderDiameter_a	world.defaultForceWidth	Diameter of cylinder at frame_a [m]
Length	cylinderLength_a	2*L_a	Length of cylinder at frame_a [m]
Color	color_a	{155,155,155}	Color of cylinder at frame_a
SpecularCoefficient	specularCoefficient	world.defaultSpecularCoeffic...	Reflection of ambient light (= 0: light is completely absorbed)
Cylinder at frame_b if animation = true			
Real	diameterFraction	0.8	Diameter of cylinder at frame_b with respect to diameter of cylinder at frame_a
Length	cylinderLength_b	2*L_b	Length of cylinder at frame_b [m]
Color	color_b	{100,100,100}	Color of cylinder at frame_b
if animation = true and animateMasses = true			
Real	massDiameterFaction	1.7	Diameter of point mass spheres with respect to cylinderDiameter_a
Color	massColor	Modelica.Mechanics.MultiBody..	Color of point masses
Advanced			
Position	s_small	1.E-10	Prevent zero-division if distance between frame_a and frame_b is zero [m]

Connectors

Type	Name	Description
Frame_a	frame_a	Coordinate system fixed to the component with one cut-force and cut-torque
Frame_b	frame_b	Coordinate system fixed to the component with one cut-force and cut-torque
Flange_a	flange_b	1-dim. translational flange (connect force of Translational library between flange_a and flange_b)
Flange_b	flange_a	1-dim. translational flange (connect force of Translational library between flange_a and flange_b)

Modelica.Mechanics.MultiBody.Forces.Spring

Linear translational spring with optional mass



Information

Linear spring acting as line force between frame_a and frame_b. A **force f** is exerted on the origin of frame_b and with opposite sign on the origin of frame_a along the line from the origin of frame_a to the origin of frame_b according to the equation:

$$f = c * (s - s_{\text{unstretched}});$$

where "c" and "s_unstretched" are parameters and "s" is the distance between the origin of frame_a and the origin of frame_b.

Optionally, the mass of the spring is taken into account by a point mass located on the line between frame_a and frame_b (default: middle of the line). If the spring mass is zero, the additional equations to handle the mass are removed.

In the following figure a typical animation of the spring is shown. The blue sphere in the middle of the spring characterizes the location of the point mass.



Parameters

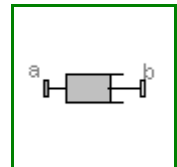
Type	Name	Default	Description
Boolean	animation	true	= true, if animation shall be enabled
Boolean	showMass	true	= true, if point mass shall be visualized as sphere if animation=true and m>0
TranslationalSpringConstant	c		Spring constant [N/m]
Length	s_unstretched	0	Unstretched spring length [m]
Mass	m	0	Spring mass located on the connection line between the origin of frame_a and the origin of frame_b [kg]
Real	lengthFraction	0.5	Location of spring mass with respect to frame_a as a fraction of the distance from frame_a to frame_b (=0: at frame_a; =1: at frame_b)
Animation			
if animation = true			
Distance	width	world.defaultForceWidth	Width of spring [m]
Distance	coilWidth	width/10	Width of spring coil [m]
Integer	numberOfWindings	5	Number of spring windings
Color	color	Modelica.Mechanics.MultiBody.. ..	Color of spring
SpecularCoefficient	specularCoefficient	world.defaultSpecularCoeffic... ..	Reflection of ambient light (= 0: light is completely absorbed)
if animation = true and showMass = true			
Diameter	massDiameter	max(0, (width - 2*coilWidth)... ..	Diameter of mass point sphere [m]
Color	massColor	Modelica.Mechanics.MultiBody.. ..	Color of mass point

Connectors

Type	Name	Description
Frame_a	frame_a	Coordinate system fixed to the component with one cut-force and cut-torque
Frame_b	frame_b	Coordinate system fixed to the component with one cut-force and cut-torque

Modelica.Mechanics.MultiBody.Forces.Damper

Linear (velocity dependent) damper



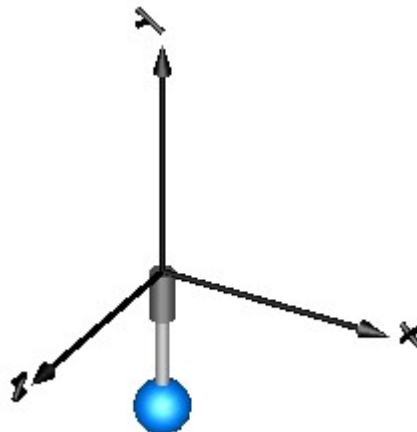
Information

Linear damper acting as line force between frame_a and frame_b. A **force f** is exerted on the origin of frame_b and with opposite sign on the origin of frame_a along the line from the origin of frame_a to the origin of frame_b according to the equation:

$$f = d \cdot \text{der}(s);$$

where "d" is a parameter, "s" is the distance between the origin of frame_a and the origin of frame_b and der(s) is the time derivative of "s".

In the following figure a typical animation is shown where a mass is hanging on a damper.



Parameters

Type	Name	Default	Description
Boolean	animation	true	= true, if animation shall be enabled
TranslationalDampingConstant	d		Damping constant [N.s/m]
Animation			
if animation = true			
Distance	length_a	world.defaultForceLength	Length of cylinder at frame_a side [m]
Diameter	diameter_a	world.defaultForceWidth	Diameter of cylinder at frame_a side [m]
Diameter	diameter_b	0.6*diameter_a	Diameter of cylinder at frame_b side [m]

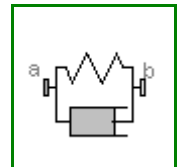
Color	color_a	{100,100,100}	Color at frame_a
Color	color_b	{155,155,155}	Color at frame_b
SpecularCoefficient	specularCoefficient	world.defaultSpecularCoeffic..	Reflection of ambient light (= 0: light is completely absorbed)
Advanced			
Position	s_small	1.E-6	Prevent zero-division if relative distance s=0 [m]

Connectors

Type	Name	Description
Frame_a	frame_a	Coordinate system fixed to the force element with one cut-force and cut-torque
Frame_b	frame_b	Coordinate system fixed to the force element with one cut-force and cut-torque

Modelica.Mechanics.MultiBody.Forces.SpringDamperParallel

Linear spring and linear damper in parallel



Information

Linear spring and **dinear damper** in parallel acting as line force between frame_a and frame_b. A **force f** is exerted on the origin of frame_b and with opposite sign on the origin of frame_a along the line from the origin of frame_a to the origin of frame_b according to the equation:

$$f = c * (s - s_{\text{unstretched}}) + d * \text{der}(s);$$

where "c", "s_unstretched" and "d" are parameters, "s" is the distance between the origin of frame_a and the origin of frame_b and der(s) is the time derivative of s.

Parameters

Type	Name	Default	Description
Boolean	animation	true	= true, if animation shall be enabled
TranslationalSpringConstant	c		Spring constant [N/m]
Length	s_unstretched	0	Unstretched spring length [m]
TranslationalDampingConstant	d	0	Damping constant [N.s/m]
Animation			
if animation = true			
Distance	width	world.defaultForceWidth	Width of spring [m]
Distance	coilWidth	width/10	Width of spring coil [m]
Integer	numberOfWindings	5	Number of spring windings
Color	color	Modelica.Mechanics.MultiBody..	Color of spring
SpecularCoefficient	specularCoefficient	world.defaultSpecularCoeffic...	Reflection of ambient light (= 0: light is

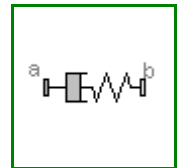
			completely absorbed)
Advanced			
Position	s_small	1.E-6	Prevent zero-division if relative distance s=0 [m]

Connectors

Type	Name	Description
Frame_a	frame_a	Coordinate system fixed to the force element with one cut-force and cut-torque
Frame_b	frame_b	Coordinate system fixed to the force element with one cut-force and cut-torque

Modelica.Mechanics.MultiBody.Forces.SpringDamperSeries

Linear spring and linear damper in series connection



Information

Linear spring and **linear damper** in series connection acting as line force between frame_a and frame_b:

```

frame_a --> damper ----> spring --> frame_b
      |               |
      |-- s_damper --| (s_damper is the state variable of this system)

```

A **force f** is exerted on the origin of frame_b and with opposite sign on the origin of frame_a along the line from the origin of frame_a to the origin of frame_b according to the equations:

```

f = c*(s - s_unstretched - s_damper);
f = d*der(s_damper);

```

where "c", "s_unstretched" and "d" are parameters, "s" is the distance between the origin of frame_a and the origin of frame_b. "s_damper" is the length of the damper (= an internal state of this force element) and der(s_damper) is the time derivative of s_damper.

Parameters

Type	Name	Default	Description
TranslationalSpringConstant	c		Spring constant [N/m]
Length	s_unstretched	0	Unstretched spring length [m]
TranslationalDampingConstant	d	0	Damping constant [N.s/m]
Length	s_damper_start	0	Initial length of damper [m]
Advanced			
Position	s_small	1.E-6	Prevent zero-division if relative distance s=0 [m]

Connectors

Type	Name	Description
Frame_a	frame_a	Coordinate system fixed to the force element with one cut-force and cut-torque
Frame_b	frame_b	Coordinate system fixed to the force element with one cut-force and cut-torque

Modelica.Mechanics.MultiBody.Frames

Functions to transform rotational frame quantities

Information

Package **Frames** contains type definitions and functions to transform rotational frame quantities. The basic idea is to hide the actual definition of an **orientation** in this package by providing essentially type **Orientation** together with **functions** operating on instances of this type.

Content

















In the table below an example is given for every function definition. The used variables have the following declaration:


















```
Frames.Orientation R, R1, R2, R_rel, R_inv;
Real[3,3] T, T_inv;
Real[3] v1, v2, w1, w2, n_x, n_y, n_z, e, e_x, res_ori, phi;
Real[6] res_equal;
Real L, angle;
```

Function/type	Description
Orientation R;	New type defining an orientation object that describes the rotation of frame 1 into frame 2.
<code>res_ori = orientationConstraint(R);</code>	Return the constraints between the variables of an orientation object (shall be zero).
<code>w1 = angularVelocity1(R);</code>	Return angular velocity resolved in frame 1 from orientation object R.
<code>w2 = angularVelocity2(R);</code>	Return angular velocity resolved in frame 2 from orientation object R.
<code>v1 = resolve1(R,v2);</code>	Transform vector v2 from frame 2 to frame 1.
<code>v2 = resolve2(R,v1);</code>	Transform vector v1 from frame 1 to frame 2.
<code>v2 = resolveRelative(v1,R1,R2);</code>	Transform vector v1 from frame 1 to frame 2 using absolute orientation objects R1 of frame 1 and R2 of frame 2.
<code>D1 = resolveDyade1(R,D2);</code>	Transform second order tensor D2 from frame 2 to frame 1.
<code>D2 = resolveDyade2(R,D1);</code>	Transform second order tensor D1 from frame 1 to frame 2.
<code>R = nullRotation();</code>	Return orientation object R that does not rotate a frame.
<code>R_inv = inverseRotation(R);</code>	Return inverse orientation object.
<code>R_rel = relativeRotation(R1,R2);</code>	Return relative orientation object from two absolute orientation objects.
<code>R2 = absoluteRotation(R1,R_rel);</code>	Return absolute orientation object from another absolute and a relative orientation object.
<code>R = planarRotation(e, angle, der_angle);</code>	Return orientation object of a planar rotation.
<code>angle = planarRotationAngle(e, v1, v2);</code>	Return angle of a planar rotation, given the rotation axis and the representations of a vector in frame 1 and frame 2.
<code>R = axisRotation(axis, angle, der_angle);</code>	Return orientation object R to rotate around angle along axis of frame 1.
<code>R = axesRotations(sequence, angles, der_angles);</code>	Return rotation object to rotate in sequence around 3 axes. Example: <code>R = axesRotations({1,2,3},{pi/2,pi/4,-pi}, zeros(3));</code>
<code>angles = axesRotationsAngles(R, sequence);</code>	Return the 3 angles to rotate in sequence around 3 axes to construct the given orientation object.
<code>phi = smallRotation(R);</code>	Return rotation angles phi valid for a small rotation R.
<code>R = from_nxy(n_x, n_y);</code>	Return orientation object from n_x and n_y vectors.

$R = \text{from_nxz}(n_x, n_z);$	Return orientation object from n_x and n_z vectors.
$R = \text{from_T}(T, w);$	Return orientation object R from transformation matrix T and its angular velocity w .
$R = \text{from_T2}(T, \text{der}(T));$	Return orientation object R from transformation matrix T and its derivative $\text{der}(T)$.
$R = \text{from_T_inv}(T_inv, w);$	Return orientation object R from inverse transformation matrix T_inv and its angular velocity w .
$R = \text{from_Q}(Q, w);$	Return orientation object R from quaternion orientation object Q and its angular velocity w .
$T = \text{to_T}(R);$	Return transformation matrix T from orientation object R .
$T_inv = \text{to_T_inv}(R);$	Return inverse transformation matrix T_inv from orientation object R .
$Q = \text{to_Q}(R);$	Return quaternion orientation object Q from orientation object R .
$e_x = \text{to_exy}(R);$	Return $[e_x, e_y]$ matrix of an orientation object R , with e_x and e_y vectors of frame 2, resolved in frame 1.
$L = \text{length}(n_x);$	Return length L of a vector n_x .
$e_x = \text{normalize}(n_x);$	Return normalized vector e_x of n_x such that length of e_x is one.
$e = \text{axis}(i);$	Return unit vector e directed along axis i
Quaternions	Package with functions to transform rotational frame quantities based on quaternions (also called Euler parameters).
TransformationMatrices	Package with functions to transform rotational frame quantities based on transformation matrices.

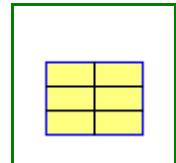
Package Content

Name	Description
 Orientation	Orientation object defining rotation from a frame 1 into a frame 2
 orientationConstraint	Return residues of orientation constraints (shall be zero)
 angularVelocity1	Return angular velocity resolved in frame 1 from orientation object
 angularVelocity2	Return angular velocity resolved in frame 2 from orientation object
 resolve1	Transform vector from frame 2 to frame 1
 resolve2	Transform vector from frame 1 to frame 2
 resolveRelative	Transform vector from frame 1 to frame 2 using absolute orientation objects of frame 1 and of frame 2
 resolveDyade1	Transform second order tensor from frame 2 to frame 1
 resolveDyade2	Transform second order tensor from frame 1 to frame 2
 nullRotation	Return orientation object that does not rotate a frame
 inverseRotation	Return inverse orientation object
 relativeRotation	Return relative orientation object
 absoluteRotation	Return absolute orientation object from another absolute and a relative orientation object
 planarRotation	Return orientation object of a planar rotation
 planarRotationAngle	Return angle of a planar rotation, given the rotation axis and the representations of a vector in frame 1 and frame 2
 axisRotation	Return rotation object to rotate around an angle along one frame axis

 axesRotations	Return fixed rotation object to rotate in sequence around fixed angles along 3 axes
 axesRotationsAngles	Return the 3 angles to rotate in sequence around 3 axes to construct the given orientation object
 smallRotation	Return rotation angles valid for a small rotation and optionally residues that should be zero
 from_nxy	Return fixed orientation object from n_x and n_y vectors
 from_nxz	Return fixed orientation object from n_x and n_z vectors
 from_T	Return orientation object R from transformation matrix T
 from_T2	Return orientation object R from transformation matrix T and its derivative der(T)
 from_T_inv	Return orientation object R from inverse transformation matrix T_inv
 from_Q	Return orientation object R from quaternion orientation object Q
 to_T	Return transformation matrix T from orientation object R
 to_T_inv	Return inverse transformation matrix T_inv from orientation object R
 to_Q	Return quaternion orientation object Q from orientation object R
 to_vector	Map rotation object into vector
 to_exy	Map rotation object into e_x and e_y vectors of frame 2, resolved in frame 1
 axis	Return unit vector for x-, y-, or z-axis
 Quaternions	Functions to transform rotational frame quantities based on quaternions (also called Euler parameters)
 TransformationMatrices	Functions for transformation matrices

Modelica.Mechanics.MultiBody.Frames.Orientation

Orientation object defining rotation from a frame 1 into a frame 2



Information

This object describes the **rotation** from a **frame 1** into a **frame 2**. An instance of this type should never be directly accessed but only with the access functions provided in package Modelica.Mechanics.MultiBody.Frames. As a consequence, it is not necessary to know the internal representation of this object as described in the next paragraphs.

"Orientation" is defined to be a record consisting of two elements: "Real T[3,3]", the transformation matrix to rotate frame 1 into frame 2 and "Real w[3]", the angular velocity of frame 2 with respect to frame 1, resolved in frame 2. Element "T" has the following interpretation:

```
Orientation R;
R.T = [e_x, e_y, e_z];
e.g., R.T = [1,0,0; 0,1,0; 0,0,1]
```

where $\mathbf{e}_x, \mathbf{e}_y, \mathbf{e}_z$ are unit vectors in the direction of the x-axis, y-axis, and z-axis of frame 1, resolved in frame 2, respectively. Therefore, if \mathbf{v}_1 is vector \mathbf{v} resolved in frame 1 and \mathbf{v}_2 is vector \mathbf{v} resolved in frame 2, the following relationship holds:

$$\mathbf{v}_2 = \mathbf{R.T} * \mathbf{v}_1$$

The **inverse** orientation $\mathbf{R}_{\text{inv.T}} = \mathbf{R.T}^T$ describes the rotation from frame 2 into frame 1.

Since the orientation is described by 9 variables, there are 6 constraints between these variables. These constraints are defined in function **Frames.orientationConstraint**.

$\mathbf{R.w}$ is the angular velocity of frame 2 with respect to frame 1, resolved in frame 2. Formally, $\mathbf{R.w}$ is defined as:

$\mathbf{skew}(\mathbf{R.w}) = \mathbf{R.T} * \mathbf{der}(\mathbf{transpose}(\mathbf{R.T}))$ with

$$\mathbf{skew}(w) = \begin{vmatrix} 0 & -w[3] & w[2] \\ w[3] & 0 & -w[1] \\ -w[2] & w[1] & 0 \end{vmatrix}$$

Modelica.Mechanics.MultiBody.Frames.orientationConstraint

Return residues of orientation constraints (shall be zero)



Inputs

Type	Name	Default	Description
Orientation	R		Orientation object to rotate frame 1 into frame 2

Outputs

Type	Name	Description
Real	residue[6]	Residues of constraints between elements of orientation object (shall be zero)

Modelica.Mechanics.MultiBody.Frames.angularVelocity1

Return angular velocity resolved in frame 1 from orientation object



Inputs

Type	Name	Default	Description
Orientation	R		Orientation object to rotate frame 1 into frame 2

Outputs

Type	Name	Description
AngularVelocity	w[3]	Angular velocity of frame 2 with respect to frame 1 resolved in frame 1 [rad/s]

Modelica.Mechanics.MultiBody.Frames.angularVelocity2

Return angular velocity resolved in frame 2 from orientation object



Inputs

Type	Name	Default	Description
Orientation	R		Orientation object to rotate frame 1 into frame 2

Outputs

Type	Name	Description
AngularVelocity	w[3]	Angular velocity of frame 2 with respect to frame 1 resolved in frame 2 [rad/s]

Modelica.Mechanics.MultiBody.Frames.resolve1

Transform vector from frame 2 to frame 1

**Inputs**

Type	Name	Default	Description
Orientation	R		Orientation object to rotate frame 1 into frame 2
Real	v2[3]		Vector in frame 2

Outputs

Type	Name	Description
Real	v1[3]	Vector in frame 1

Modelica.Mechanics.MultiBody.Frames.resolve2

Transform vector from frame 1 to frame 2

**Inputs**

Type	Name	Default	Description
Orientation	R		Orientation object to rotate frame 1 into frame 2
Real	v1[3]		Vector in frame 1

Outputs

Type	Name	Description
Real	v2[3]	Vector in frame 2

Modelica.Mechanics.MultiBody.Frames.resolveRelative

Transform vector from frame 1 to frame 2 using absolute orientation objects of frame 1 and of frame 2

**Inputs**

Type	Name	Default	Description
Real	v1[3]		Vector in frame 1
Orientation	R1		Orientation object to rotate frame 0 into frame 1
Orientation	R2		Orientation object to rotate frame 0 into frame 2

Outputs

Type	Name	Description
------	------	-------------

Real	v2[3]	Vector in frame 2
------	-------	-------------------

Modelica.Mechanics.MultiBody.Frames.resolveDyade1

Transform second order tensor from frame 2 to frame 1

Inputs

Type	Name	Default	Description
Orientation	R		Orientation object to rotate frame 1 into frame 2
Real	D2[3, 3]		Second order tensor resolved in frame 2

Outputs

Type	Name	Description
Real	D1[3, 3]	Second order tensor resolved in frame 1

**Modelica.Mechanics.MultiBody.Frames.resolveDyade2**

Transform second order tensor from frame 1 to frame 2

Inputs

Type	Name	Default	Description
Orientation	R		Orientation object to rotate frame 1 into frame 2
Real	D1[3, 3]		Second order tensor resolved in frame 1

Outputs

Type	Name	Description
Real	D2[3, 3]	Second order tensor resolved in frame 2

**Modelica.Mechanics.MultiBody.Frames.nullRotation**

Return orientation object that does not rotate a frame

Outputs

Type	Name	Description
Orientation	R	Orientation object such that frame 1 and frame 2 are identical

**Modelica.Mechanics.MultiBody.Frames.inverseRotation**

Return inverse orientation object

Inputs

Type	Name	Default	Description
Orientation	R		Orientation object to rotate frame 1 into frame 2



Outputs

Type	Name	Description
Orientation	R_inv	Orientation object to rotate frame 2 into frame 1

Modelica.Mechanics.MultiBody.Frames.relativeRotation

Return relative orientation object

Inputs

Type	Name	Default	Description
Orientation	R1		Orientation object to rotate frame 0 into frame 1
Orientation	R2		Orientation object to rotate frame 0 into frame 2

Outputs

Type	Name	Description
Orientation	R_rel	Orientation object to rotate frame 1 into frame 2

Modelica.Mechanics.MultiBody.Frames.absoluteRotation

Return absolute orientation object from another absolute and a relative orientation object

Inputs

Type	Name	Default	Description
Orientation	R1		Orientation object to rotate frame 0 into frame 1
Orientation	R_rel		Orientation object to rotate frame 1 into frame 2

Outputs

Type	Name	Description
Orientation	R2	Orientation object to rotate frame 0 into frame 2

Modelica.Mechanics.MultiBody.Frames.planarRotation

Return orientation object of a planar rotation

Inputs

Type	Name	Default	Description
Real	e[3]		Normalized axis of rotation (must have length=1) [1]
Angle	angle		Rotation angle to rotate frame 1 into frame 2 along axis e [rad]
AngularVelocity	der_angle		= der(angle) [rad/s]

Outputs

Type	Name	Description
Orientation	R	Orientation object to rotate frame 1 into frame 2

Modelica.Mechanics.MultiBody.Frames.planarRotationAngle

Return angle of a planar rotation, given the rotation axis and the representations of a vector in frame 1 and frame 2



Information

A call to this function of the form

```
Real[3]          e, v1, v2;
Modelica.SIunits.Angle angle;
equation
  angle = planarRotationAngle(e, v1, v2);
```

computes the rotation angle "**angle**" of a planar rotation along unit vector **e**, rotating frame 1 into frame 2, given the coordinate representations of a vector "v" in frame 1 (**v1**) and in frame 2 (**v2**). Therefore, the result of this function fulfills the following equation:

$$v2 = \text{resolve2}(\text{planarRotation}(e, \text{angle}), v1)$$

The rotation angle is returned in the range

$$-\pi \leq \text{angle} \leq \pi$$

This function makes the following assumptions on the input arguments

- Vector **e** has length 1, i.e., $\text{length}(e) = 1$
- Vector "v" is not parallel to **e**, i.e., $\text{length}(\text{cross}(e, v1)) \neq 0$

The function does not check the above assumptions. If these assumptions are violated, a wrong result will be returned and/or a division by zero will occur.

Inputs

Type	Name	Default	Description
Real	e[3]		Normalized axis of rotation to rotate frame 1 around e into frame 2 (must have length=1) [1]
Real	v1[3]		A vector v resolved in frame 1 (shall not be parallel to e)
Real	v2[3]		Vector v resolved in frame 2, i.e., $v2 = \text{resolve2}(\text{planarRotation}(e, \text{angle}), v1)$

Outputs

Type	Name	Description
Angle	angle	Rotation angle to rotate frame 1 into frame 2 along axis e in the range: $-\pi \leq \text{angle} \leq \pi$ [rad]

Modelica.Mechanics.MultiBody.Frames.axisRotation

Return rotation object to rotate around an angle along one frame axis



Inputs

Type	Name	Default	Description
Integer	axis		Rotate around 'axis' of frame 1
Angle	angle		Rotation angle to rotate frame 1 into frame 2 along 'axis' of frame 1 [rad]
AngularVelocity	der_angle		= der(angle) [rad/s]

Outputs

Type	Name	Description
Orientation	R	Orientation object to rotate frame 1 into frame 2

Modelica.Mechanics.MultiBody.Frames.axesRotations

Return fixed rotation object to rotate in sequence around fixed angles along 3 axes



Inputs

Type	Name	Default	Description
Integer	sequence[3]	{1,2,3}	Sequence of rotations from frame 1 to frame 2 along axis sequence[i]
Angle	angles[3]		Rotation angles around the axes defined in 'sequence' [rad]
AngularVelocity	der_angles[3]		= der(angles) [rad/s]

Outputs

Type	Name	Description
Orientation	R	Orientation object to rotate frame 1 into frame 2

Modelica.Mechanics.MultiBody.Frames.axesRotationsAngles

Return the 3 angles to rotate in sequence around 3 axes to construct the given orientation object



Information

A call to this function of the form

```

Frames.Orientation      R;
parameter Integer      sequence[3] = {1,2,3};
Modelica.SIunits.Angle angles[3];
equation
  angle = axesRotationAngles(R, sequence);

```

computes the rotation angles "**angles**[1:3]" to rotate frame 1 into frame 2 along axes **sequence**[1:3], given the orientation object **R** from frame 1 to frame 2. Therefore, the result of this function fulfills the following equation:

$$R = \text{axesRotation}(\text{sequence}, \text{angles})$$

The rotation angles are returned in the range

$$-\pi \leq \text{angles}[i] \leq \pi$$

There are **two solutions** for "angles[1]" in this range. Via the third argument **guessAngle1** (default = 0) the returned solution is selected such that $|\text{angles}[1] - \text{guessAngle1}|$ is minimal. The orientation object R may be in a singular configuration, i.e., there is an infinite number of angle values leading to the same R. The returned solution is selected by setting $\text{angles}[1] = \text{guessAngle1}$. Then angles[2] and angles[3] can be uniquely determined in the above range.

Note, that input argument **sequence** has the restriction that only values 1,2,3 can be used and that $\text{sequence}[1] \neq \text{sequence}[2]$ and $\text{sequence}[2] \neq \text{sequence}[3]$. Often used values are:

```
sequence = {1,2,3} // Cardan angle sequence
           = {3,1,3} // Euler angle sequence
           = {3,2,1} // Tait-Bryan angle sequence
```

Inputs

Type	Name	Default	Description
Orientation	R		Orientation object to rotate frame 1 into frame 2
Integer	sequence[3]	{1,2,3}	Sequence of rotations from frame 1 to frame 2 along axis sequence[i]
Angle	guessAngle1	0	Select angles[1] such that $ \text{angles}[1] - \text{guessAngle1} $ is a minimum [rad]

Outputs

Type	Name	Description
Angle	angles[3]	Rotation angles around the axes defined in 'sequence' such that $R = \text{Frames.axesRotation}(\text{sequence}, \text{angles})$; $-\pi < \text{angles}[i] \leq \pi$ [rad]

Modelica.Mechanics.MultiBody.Frames.smallRotation

Return rotation angles valid for a small rotation and optionally residues that should be zero



Inputs

Type	Name	Default	Description
Orientation	R		Orientation object to rotate frame 1 into frame 2
Boolean	withResidues	false	= false/true, if 'angles'/'angles and residues' are returned in phi

Outputs

Type	Name	Description
Angle	phi[if withResidues then 6 else 3]	The rotation angles around x-, y-, and z-axis of frame 1 to rotate frame 1 into frame 2 for a small rotation + optionally 3 residues that should be zero [rad]

Modelica.Mechanics.MultiBody.Frames.from_nxy

Return fixed orientation object from n_x and n_y vectors



Information

It is assumed that the two input vectors n_x and n_y are resolved in frame 1 and are directed along the x and y axis of frame 2 (i.e., n_x and n_y are orthogonal to each other) The function returns the orientation object R to rotate from frame 1 to frame 2.

The function is robust in the sense that it returns always an orientation object R, even if n_y is not orthogonal to n_x . This is performed in the following way:

If n_x and n_y are not orthogonal to each other, first a unit vector e_y is determined that is orthogonal to n_x and is lying in the plane spanned by n_x and n_y . If n_x and n_y are parallel or nearly parallel to each other, a vector e_y is selected arbitrarily such that e_x and e_y are orthogonal to each other.

Inputs

Type	Name	Default	Description
Real	$n_x[3]$		Vector in direction of x-axis of frame 2, resolved in frame 1 [1]
Real	$n_y[3]$		Vector in direction of y-axis of frame 2, resolved in frame 1 [1]

Outputs

Type	Name	Description
Orientation	R	Orientation object to rotate frame 1 into frame 2

Modelica.Mechanics.MultiBody.Frames.from_nxz

Return fixed orientation object from n_x and n_z vectors



Information

It is assumed that the two input vectors n_x and n_z are resolved in frame 1 and are directed along the x and z axis of frame 2 (i.e., n_x and n_z are orthogonal to each other) The function returns the orientation object R to rotate from frame 1 to frame 2.

The function is robust in the sense that it returns always an orientation object R, even if n_z is not orthogonal to n_x . This is performed in the following way:

If n_x and n_z are not orthogonal to each other, first a unit vector e_z is determined that is orthogonal to n_x and is lying in the plane spanned by n_x and n_z . If n_x and n_z are parallel or nearly parallel to each other, a vector e_z is selected arbitrarily such that n_x and e_z are orthogonal to each other.

Inputs

Type	Name	Default	Description
Real	$n_x[3]$		Vector in direction of x-axis of frame 2, resolved in frame 1 [1]
Real	$n_z[3]$		Vector in direction of z-axis of frame 2, resolved in frame 1 [1]

Outputs

Type	Name	Description
Orientation	R	Orientation object to rotate frame 1 into frame 2

Modelica.Mechanics.MultiBody.Frames.from_T

Return orientation object R from transformation matrix T



Inputs

Type	Name	Default	Description
Real	T[3, 3]		Transformation matrix to transform vector from frame 1 to frame 2 ($v_2 = T \cdot v_1$)
AngularVelocity	w[3]		Angular velocity from frame 2 with respect to frame 1, resolved in frame 2 ($\text{skew}(w) = T \cdot \text{der}(\text{transpose}(T))$) [rad/s]

Outputs

Type	Name	Description
Orientation	R	Orientation object to rotate frame 1 into frame 2

Modelica.Mechanics.MultiBody.Frames.from_T2

Return orientation object R from transformation matrix T and its derivative der(T)

**Information**

Computes the orientation object from a transformation matrix T and the derivative der(T) of the transformation matrix. Usually, it is more efficient to use function "from_T" instead, where the angular velocity has to be given as input argument. Only if this is not possible or too difficult to compute, use function from_T2(..).

Inputs

Type	Name	Default	Description
Real	T[3, 3]		Transformation matrix to transform vector from frame 1 to frame 2 ($v_2 = T \cdot v_1$)
Real	der_T[3, 3]		= der(T)

Outputs

Type	Name	Description
Orientation	R	Orientation object to rotate frame 1 into frame 2

Modelica.Mechanics.MultiBody.Frames.from_T_inv

Return orientation object R from inverse transformation matrix T_inv

**Inputs**

Type	Name	Default	Description
Real	T_inv[3, 3]		Inverse transformation matrix to transform vector from frame 2 to frame 1 ($v_1 = T_inv \cdot v_2$)
AngularVelocity	w[3]		Angular velocity from frame 1 with respect to frame 2, resolved in frame 1 ($\text{skew}(w) = T_inv \cdot \text{der}(\text{transpose}(T_inv))$) [rad/s]

Outputs

Type	Name	Description
Orientation	R	Orientation object to rotate frame 1 into frame 2

Modelica.Mechanics.MultiBody.Frames.from_Q

Return orientation object R from quaternion orientation object Q

**Inputs**

Type	Name	Default	Description
Orientation	Q		Quaternions orientation object to rotate frame 1 into frame 2
AngularVelocity	w[3]		Angular velocity from frame 2 with respect to frame 1, resolved in frame 2 [rad/s]

Outputs

Type	Name	Description
Orientation	R	Orientation object to rotate frame 1 into frame 2

Modelica.Mechanics.MultiBody.Frames.to_T

Return transformation matrix T from orientation object R

**Inputs**

Type	Name	Default	Description
Orientation	R		Orientation object to rotate frame 1 into frame 2

Outputs

Type	Name	Description
Real	T[3, 3]	Transformation matrix to transform vector from frame 1 to frame 2 ($v_2 = T \cdot v_1$)

Modelica.Mechanics.MultiBody.Frames.to_T_inv

Return inverse transformation matrix T_inv from orientation object R

**Inputs**

Type	Name	Default	Description
Orientation	R		Orientation object to rotate frame 1 into frame 2

Outputs

Type	Name	Description
Real	T_inv[3, 3]	Inverse transformation matrix to transform vector from frame 2 into frame 1 ($v_1 = T_inv \cdot v_2$)

Modelica.Mechanics.MultiBody.Frames.to_Q

Return quaternion orientation object Q from orientation object R



Inputs

Type	Name	Default	Description
Orientation	R		Orientation object to rotate frame 1 into frame 2
Orientation	Q_guess	Quaternions.nullRotation()	Guess value for output Q (there are 2 solutions; the one closer to Q_guess is used)

Outputs

Type	Name	Description
Orientation	Q	Quaternions orientation object to rotate frame 1 into frame 2

Modelica.Mechanics.MultiBody.Frames.to_vector

Map rotation object into vector

**Inputs**

Type	Name	Default	Description
Orientation	R		Orientation object to rotate frame 1 into frame 2

Outputs

Type	Name	Description
Real	vec[9]	Elements of R in one vector

Modelica.Mechanics.MultiBody.Frames.to_exy

Map rotation object into e_x and e_y vectors of frame 2, resolved in frame 1

**Inputs**

Type	Name	Default	Description
Orientation	R		Orientation object to rotate frame 1 into frame 2

Outputs

Type	Name	Description
Real	exy[3, 2]	= [e_x, e_y] where e_x and e_y are axes unit vectors of frame 2, resolved in frame 1

Modelica.Mechanics.MultiBody.Frames.axis

Return unit vector for x-, y-, or z-axis

**Inputs**

Type	Name	Default	Description
Integer	axis		Axis vector to be returned

Outputs

Type	Name	Description
Real	e[3]	Unit axis vector [1]

Modelica.Mechanics.MultiBody.Frames.Quaternions

Functions to transform rotational frame quantities based on quaternions (also called Euler parameters)

Information

Package **Frames.Quaternions** contains type definitions and functions to transform rotational frame quantities with quaternions. Functions of this package are currently only utilized in MultiBody.Parts.Body components, when quaternions shall be used as parts of the body states. Some functions are also used in a new Modelica package for B-Spline interpolation that is able to interpolate paths consisting of position vectors and orientation objects.

Content

In the table below an example is given for every function definition. The used variables have the following declaration:

```


















Quaternions.Orientation Q, Q1, Q2, Q_rel, Q_inv;
Real[3,3]    T, T_inv;
Real[3]      v1, v2, w1, w2, n_x, n_y, n_z, res_ori, phi;
Real[6]      res_equal;
Real        L, angle;

```

<i>Function/type</i>	<i>Description</i>
Orientation Q;	New type defining a quaternion object that describes the rotation of frame 1 into frame 2.
der_Orientation der_Q;	New type defining the first time derivative of Frames.Quaternions.Orientation.
res_ori = orientationConstraint(Q);	Return the constraints between the variables of a quaternion object (shall be zero).
w1 = angularVelocity1(Q, der_Q);	Return angular velocity resolved in frame 1 from quaternion object Q and its derivative der_Q.
w2 = angularVelocity2(Q, der_Q);	Return angular velocity resolved in frame 2 from quaternion object Q and its derivative der_Q.
v1 = resolve1(Q,v2);	Transform vector v2 from frame 2 to frame 1.
v2 = resolve2(Q,v1);	Transform vector v1 from frame 1 to frame 2.
[v1,w1] = multipleResolve1(Q, [v2,w2]);	Transform several vectors from frame 2 to frame 1.
[v2,w2] = multipleResolve2(Q, [v1,w1]);	Transform several vectors from frame 1 to frame 2.
Q = nullRotation()	Return quaternion object R that does not rotate a frame.
Q_inv = inverseRotation(Q);	Return inverse quaternion object.
Q_rel = relativeRotation(Q1,Q2);	Return relative quaternion object from two absolute quaternion objects.
Q2 = absoluteRotation(Q1,Q_rel);	Return absolute quaternion object from another absolute and a relative quaternion object.

<code>Q = planarRotation(e, angle);</code>	Return quaternion object of a planar rotation.
<code>phi = smallRotation(Q);</code>	Return rotation angles phi valid for a small rotation.
<code>Q = from_T(T);</code>	Return quaternion object Q from transformation matrix T.
<code>Q = from_T_inv(T_inv);</code>	Return quaternion object Q from inverse transformation matrix T_inv.
<code>T = to_T(Q);</code>	Return transformation matrix T from quaternion object Q.
<code>T_inv = to_T_inv(Q);</code>	Return inverse transformation matrix T_inv from quaternion object Q.

Package Content

Name	Description
Orientation	Orientation type defining rotation from a frame 1 into a frame 2 with quaternions {p1,p2,p3,p0}
der_Orientation	First time derivative of Quaternions.Orientation
 orientationConstraint	Return residues of orientation constraints (shall be zero)
 angularVelocity1	Compute angular velocity resolved in frame 1 from quaternion orientation object and its derivative
 angularVelocity2	Compute angular velocity resolved in frame 2 from quaternions orientation object and its derivative
 resolve1	Transform vector from frame 2 to frame 1
 resolve2	Transform vector from frame 1 to frame 2
 multipleResolve1	Transform several vectors from frame 2 to frame 1
 multipleResolve2	Transform several vectors from frame 1 to frame 2
 nullRotation	Return quaternions orientation object that does not rotate a frame
 inverseRotation	Return inverse quaternions orientation object
 relativeRotation	Return relative quaternions orientation object
 absoluteRotation	Return absolute quaternions orientation object from another absolute and a relative quaternions orientation object
 planarRotation	Return quaternions orientation object of a planar rotation
 smallRotation	Return rotation angles valid for a small rotation
 from_T	Return quaternions orientation object Q from transformation matrix T
 from_T_inv	Return quaternions orientation object Q from inverse transformation matrix T_inv
 to_T	Return transformation matrix T from quaternion orientation object Q
 to_T_inv	Return inverse transformation matrix T_inv from quaternion orientation object Q

Types and constants

```

type Orientation
  "Orientation type defining rotation from a frame 1 into a frame 2 with
  quaternions {p1,p2,p3,p0}"

  extends Internal.QuaternionBase;

  encapsulated function equalityConstraint
    "Return the constraint residues to express that two frames have the same
    quaternion orientation"

```

```

import Modelica;
import Modelica.Mechanics.MultiBody.Frames.Quaternions;
extends Modelica.Icons.Function;
input Quaternions.Orientation Q1
  "Quaternions orientation object to rotate frame 0 into frame 1";
input Quaternions.Orientation Q2
  "Quaternions orientation object to rotate frame 0 into frame 2";
output Real residue[3]
  "The half of the rotation angles around x-, y-, and z-axis of frame 1 to
  rotate frame 1 into frame 2 for a small rotation (shall be zero)";
algorithm
  residue := [Q1[4], Q1[3], -Q1[2], -Q1[1]; -Q1[3], Q1[4], Q1[1], -Q1[2];
    Q1[2], -Q1[1], Q1[4], -Q1[3]]*Q2;
end equalityConstraint;

end Orientation;

type der_Orientation = Real[4] (each unit="1/s")
  "First time derivative of Quaternions.Orientation";

```

Modelica.Mechanics.MultiBody.Frames.Quaternions.orientationConstraint

Return residues of orientation constraints (shall be zero)

Inputs

Type	Name	Default	Description
Orientation	Q		Quaternions orientation object to rotate frame 1 into frame 2

Outputs

Type	Name	Description
Real	residue[1]	Residue constraint (shall be zero)



Modelica.Mechanics.MultiBody.Frames.Quaternions.angularVelocity1

Compute angular velocity resolved in frame 1 from quaternion orientation object and its derivative

Inputs

Type	Name	Default	Description
Orientation	Q		Quaternions orientation object to rotate frame 1 into frame 2
der_Orientation	der_Q		Derivative of Q [1/s]

Outputs

Type	Name	Description
AngularVelocity	w[3]	Angular velocity resolved in frame 1 [rad/s]



Modelica.Mechanics.MultiBody.Frames.Quaternions.angularVelocity2

Compute angular velocity resolved in frame 2 from quaternions orientation object and its derivative

**Inputs**

Type	Name	Default	Description
Orientation	Q		Quaternions orientation object to rotate frame 1 into frame 2
der_Orientation	der_Q		Derivative of Q [1/s]

Outputs

Type	Name	Description
AngularVelocity	w[3]	Angular velocity of frame 2 with respect to frame 1 resolved in frame 2 [rad/s]

Modelica.Mechanics.MultiBody.Frames.Quaternions.resolve1

Transform vector from frame 2 to frame 1

**Inputs**

Type	Name	Default	Description
Orientation	Q		Quaternions orientation object to rotate frame 1 into frame 2
Real	v2[3]		Vector in frame 2

Outputs

Type	Name	Description
Real	v1[3]	Vector in frame 1

Modelica.Mechanics.MultiBody.Frames.Quaternions.resolve2

Transform vector from frame 1 to frame 2

**Inputs**

Type	Name	Default	Description
Orientation	Q		Quaternions orientation object to rotate frame 1 into frame 2
Real	v1[3]		Vector in frame 1

Outputs

Type	Name	Description
Real	v2[3]	Vector in frame 2

Modelica.Mechanics.MultiBody.Frames.Quaternions.multipleResolve1

Transform several vectors from frame 2 to frame 1



Inputs

Type	Name	Default	Description
Orientation	Q		Quaternions orientation object to rotate frame 1 into frame 2
Real	v2[3, :]		Vectors in frame 2

Outputs

Type	Name	Description
Real	v1[3, size(v2, 2)]	Vectors in frame 1

Modelica.Mechanics.MultiBody.Frames.Quaternions.multipleResolve2

Transform several vectors from frame 1 to frame 2

**Inputs**

Type	Name	Default	Description
Orientation	Q		Quaternions orientation object to rotate frame 1 into frame 2
Real	v1[3, :]		Vectors in frame 1

Outputs

Type	Name	Description
Real	v2[3, size(v1, 2)]	Vectors in frame 2

Modelica.Mechanics.MultiBody.Frames.Quaternions.nullRotation

Return quaternions orientation object that does not rotate a frame

**Outputs**

Type	Name	Description
Orientation	Q	Quaternions orientation object to rotate frame 1 into frame 2

Modelica.Mechanics.MultiBody.Frames.Quaternions.inverseRotation

Return inverse quaternions orientation object

**Inputs**

Type	Name	Default	Description
Orientation	Q		Quaternions orientation object to rotate frame 1 into frame 2

Outputs

Type	Name	Description
Orientation	Q_inv	Quaternions orientation object to rotate frame 2 into frame 1

Modelica.Mechanics.MultiBody.Frames.Quaternions.relativeRotation

Return relative quaternions orientation object

**Inputs**

Type	Name	Default	Description
Orientation	Q1		Quaternions orientation object to rotate frame 0 into frame 1
Orientation	Q2		Quaternions orientation object to rotate frame 0 into frame 2

Outputs

Type	Name	Description
Orientation	Q_rel	Quaternions orientation object to rotate frame 1 into frame 2

Modelica.Mechanics.MultiBody.Frames.Quaternions.absoluteRotation

Return absolute quaternions orientation object from another absolute and a relative quaternions orientation object

**Inputs**

Type	Name	Default	Description
Orientation	Q1		Quaternions orientation object to rotate frame 0 into frame 1
Orientation	Q_rel		Quaternions orientation object to rotate frame 1 into frame 2

Outputs

Type	Name	Description
Orientation	Q2	Quaternions orientation object to rotate frame 0 into frame 2

Modelica.Mechanics.MultiBody.Frames.Quaternions.planarRotation

Return quaternions orientation object of a planar rotation

**Inputs**

Type	Name	Default	Description
Real	e[3]		Normalized axis of rotation (must have length=1) [1]
Angle	angle		Rotation angle to rotate frame 1 into frame 2 along axis e [rad]

Outputs

Type	Name	Description
Orientation	Q	Quaternions orientation object to rotate frame 1 into frame 2 along axis e

Modelica.Mechanics.MultiBody.Frames.Quaternions.smallRotation

Return rotation angles valid for a small rotation



Inputs

Type	Name	Default	Description
Orientation	Q		Quaternions orientation object to rotate frame 1 into frame 2

Outputs

Type	Name	Description
Angle	phi[3]	The rotation angles around x-, y-, and z-axis of frame 1 to rotate frame 1 into frame 2 for a small relative rotation [rad]

Modelica.Mechanics.MultiBody.Frames.Quaternions.from_T

Return quaternions orientation object Q from transformation matrix T

**Inputs**

Type	Name	Default	Description
Real	T[3, 3]		Transformation matrix to transform vector from frame 1 to frame 2 ($v_2 = T \cdot v_1$)
Orientation	Q_guess	nullRotation()	Guess value for Q (there are 2 solutions; the one close to Q_guess is used)

Outputs

Type	Name	Description
Orientation	Q	Quaternions orientation object to rotate frame 1 into frame 2 (Q and -Q have same transformation matrix)

Modelica.Mechanics.MultiBody.Frames.Quaternions.from_T_inv

Return quaternions orientation object Q from inverse transformation matrix T_inv

**Inputs**

Type	Name	Default	Description
Real	T_inv[3, 3]		Inverse transformation matrix to transform vector from frame 2 to frame 1 ($v_1 = T_inv \cdot v_2$)
Orientation	Q_guess	nullRotation()	Guess value for output Q (there are 2 solutions; the one closer to Q_guess is used)

Outputs

Type	Name	Description
Orientation	Q	Quaternions orientation object to rotate frame 1 into frame 2 (Q and -Q have same transformation matrix)

Modelica.Mechanics.MultiBody.Frames.Quaternions.to_T

Return transformation matrix T from quaternion orientation object Q



Inputs

Type	Name	Default	Description
Orientation	Q		Quaternions orientation object to rotate frame 1 into frame 2

Outputs

Type	Name	Description
Real	T[3, 3]	Transformation matrix to transform vector from frame 1 to frame 2 ($v_2 = T \cdot v_1$)

Modelica.Mechanics.MultiBody.Frames.Quaternions.to_T_inv

Return inverse transformation matrix T_{inv} from quaternion orientation object Q



Inputs

Type	Name	Default	Description
Orientation	Q		Quaternions orientation object to rotate frame 1 into frame 2

Outputs

Type	Name	Description
Real	T_inv[3, 3]	Transformation matrix to transform vector from frame 2 to frame 1 ($v_1 = T_{inv} \cdot v_2$)

Modelica.Mechanics.MultiBody.Frames.TransformationMatrices

Functions for transformation matrices

Information

Package **Frames.TransformationMatrices** contains type definitions and functions to transform rotational frame quantities using transformation matrices.

Content

In the table below an example is given for every function definition. The used variables have the following declaration:

```


Orientation T, T1, T2, T_rel, T_inv;
Real[3]     v1, v2, w1, w2, n_x, n_y, n_z, e, e_x, res_ori, phi;
Real[6]     res_equal;
Real       L, angle;


























```

Function/type	Description
Orientation T;	New type defining an orientation object that describes the rotation of frame 1 into frame 2.
der_Orientation der_T;	New type defining the first time derivative of Frames.Orientation.
res_ori = orientationConstraint(T);	Return the constraints between the variables of an orientation object (shall be zero).
w1 = angularVelocity1(T, der_T);	Return angular velocity resolved in frame 1 from orientation

	object T and its derivative der_T.
w2 = angularVelocity2 (T, der_T);	Return angular velocity resolved in frame 2 from orientation object T and its derivative der_T.
v1 = resolve1 (T,v2);	Transform vector v2 from frame 2 to frame 1.
v2 = resolve2 (T,v1);	Transform vector v1 from frame 1 to frame 2.
[v1,w1] = multipleResolve1 (T, [v2,w2]);	Transform several vectors from frame 2 to frame 1.
[v2,w2] = multipleResolve2 (T, [v1,w1]);	Transform several vectors from frame 1 to frame 2.
D1 = resolveDyade1 (T,D2);	Transform second order tensor D2 from frame 2 to frame 1.
D2 = resolveDyade2 (T,D1);	Transform second order tensor D1 from frame 1 to frame 2.
T = nullRotation ()	Return orientation object T that does not rotate a frame.
T_inv = inverseRotation (T);	Return inverse orientation object.
T_rel = relativeRotation (T1,T2);	Return relative orientation object from two absolute orientation objects.
T2 = absoluteRotation (T1,T_rel);	Return absolute orientation object from another absolute and a relative orientation object.
T = planarRotation (e, angle);	Return orientation object of a planar rotation.
angle = planarRotationAngle (e, v1, v2);	Return angle of a planar rotation, given the rotation axis and the representations of a vector in frame 1 and frame 2.
T = axisRotation (i, angle);	Return orientation object T for rotation around axis i of frame 1.
T = axesRotations (sequence, angles);	Return rotation object to rotate in sequence around 3 axes. Example: T = axesRotations({1,2,3},{90,45,-90});
angles = axesRotationsAngles (T, sequence);	Return the 3 angles to rotate in sequence around 3 axes to construct the given orientation object.
phi = smallRotation (T);	Return rotation angles phi valid for a small rotation.
T = from_nxy (n_x, n_y);	Return orientation object from n_x and n_y vectors.
T = from_nxz (n_x, n_z);	Return orientation object from n_x and n_z vectors.
R = from_T (T);	Return orientation object R from transformation matrix T.
R = from_T_inv (T_inv);	Return orientation object R from inverse transformation matrix T_inv.
T = from_Q (Q);	Return orientation object T from quaternion orientation object Q.
T = to_T (R);	Return transformation matrix T from orientation object R.
T_inv = to_T_inv (R);	Return inverse transformation matrix T_inv from orientation object R.
Q = to_Q (T);	Return quaternion orientation object Q from orientation object T.
exy = to_exy (T);	Return [e_x, e_y] matrix of an orientation object T, with e_x and e_y vectors of frame 2, resolved in frame 1.

Package Content

Name	Description
Orientation	Orientation type defining rotation from a frame 1 into a frame 2 with a transformation matrix
der_Orientation	New type defining the first time derivative of Orientation
 orientationConstraint	Return residues of orientation constraints (shall be zero)

 angularVelocity1	Return angular velocity resolved in frame 1 from orientation object and its derivative
 angularVelocity2	Return angular velocity resolved in frame 2 from orientation object and its derivative
 resolve1	Transform vector from frame 2 to frame 1
 resolve2	Transform vector from frame 1 to frame 2
 multipleResolve1	Transform several vectors from frame 2 to frame 1
 multipleResolve2	Transform several vectors from frame 1 to frame 2
 resolveDyade1	Transform second order tensor from frame 2 to frame 1
 resolveDyade2	Transform second order tensor from frame 1 to frame 2
 nullRotation	Return orientation object that does not rotate a frame
 inverseRotation	Return inverse orientation object
 relativeRotation	Return relative orientation object
 absoluteRotation	Return absolute orientation object from another absolute and a relative orientation object
 planarRotation	Return orientation object of a planar rotation
 planarRotationAngle	Return angle of a planar rotation, given the rotation axis and the representations of a vector in frame 1 and frame 2
 axisRotation	Return rotation object to rotate around one frame axis
 axesRotations	Return rotation object to rotate in sequence around 3 axes
 axesRotationsAngles	Return the 3 angles to rotate in sequence around 3 axes to construct the given orientation object
 smallRotation	Return rotation angles valid for a small rotation and optionally residues that should be zero
 from_nxy	Return orientation object from n_x and n_y vectors
 from_nxz	Return orientation object from n_x and n_z vectors
 from_T	Return orientation object R from transformation matrix T
 from_T_inv	Return orientation object R from inverse transformation matrix T_inv
 from_Q	Return orientation object T from quaternion orientation object Q
 to_T	Return transformation matrix T from orientation object R
 to_T_inv	Return inverse transformation matrix T_inv from orientation object R
 to_Q	Return quaternion orientation object Q from orientation object T
 to_vector	Map rotation object into vector
 to_exy	Map rotation object into e_x and e_y vectors of frame 2, resolved in frame 1

Types and constants

```

type Orientation
  "Orientation type defining rotation from a frame 1 into a frame 2 with a
  transformation matrix"

```

```

extends Internal.TransformationMatrix;

```

```

encapsulated function equalityConstraint
  "Return the constraint residues to express that two frames have the same
  orientation"

  import Modelica;
  import Modelica.Mechanics.MultiBody.Frames.TransformationMatrices;
  extends Modelica.Icons.Function;
  input TransformationMatrices.Orientation T1
    "Orientation object to rotate frame 0 into frame 1";
  input TransformationMatrices.Orientation T2
    "Orientation object to rotate frame 0 into frame 2";
  output Real residue[3]
    "The rotation angles around x-, y-, and z-axis of frame 1 to rotate frame
    1 into frame 2 for a small rotation (should be zero)";
  algorithm
    residue := {cross(T1[1, :], T1[2, :])*T2[2, :], -cross(T1[1, :], T1[2, :])
      *T2[1, :], T1[2, :]*T2[1, :]};
  end equalityConstraint;
end Orientation;

type der_Orientation = Real[3, 3] (each unit="1/s")
  "New type defining the first time derivative of Orientation";

```

Modelica.Mechanics.MultiBody.Frames.TransformationMatrices.orientationConstraint

Return residues of orientation constraints (shall be zero)



Inputs

Type	Name	Default	Description
Orientation	T		Orientation object to rotate frame 1 into frame 2

Outputs

Type	Name	Description
Real	residue[6]	Residues of constraints between elements of orientation object (shall be zero)

Modelica.Mechanics.MultiBody.Frames.TransformationMatrices.angularVelocity1

Return angular velocity resolved in frame 1 from orientation object and its derivative



Inputs

Type	Name	Default	Description
Orientation	T		Orientation object to rotate frame 1 into frame 2
der_Orientation	der_T		Derivative of T [1/s]

Outputs

Type	Name	Description
------	------	-------------

AngularVelocity	w[3]	Angular velocity of frame 2 with respect to frame 1 resolved in frame 1 [rad/s]
---------------------------------	------	---

Modelica.Mechanics.MultiBody.Frames.TransformationMatrices.angularVelocity2

Return angular velocity resolved in frame 2 from orientation object and its derivative

**Inputs**

Type	Name	Default	Description
Orientation	T		Orientation object to rotate frame 1 into frame 2
der_Orientation	der_T		Derivative of T [1/s]

Outputs

Type	Name	Description
AngularVelocity	w[3]	Angular velocity of frame 2 with respect to frame 1 resolved in frame 2 [rad/s]

Modelica.Mechanics.MultiBody.Frames.TransformationMatrices.resolve1

Transform vector from frame 2 to frame 1

**Inputs**

Type	Name	Default	Description
Orientation	T		Orientation object to rotate frame 1 into frame 2
Real	v2[3]		Vector in frame 2

Outputs

Type	Name	Description
Real	v1[3]	Vector in frame 1

Modelica.Mechanics.MultiBody.Frames.TransformationMatrices.resolve2

Transform vector from frame 1 to frame 2

**Inputs**

Type	Name	Default	Description
Orientation	T		Orientation object to rotate frame 1 into frame 2
Real	v1[3]		Vector in frame 1

Outputs

Type	Name	Description
Real	v2[3]	Vector in frame 2

Modelica.Mechanics.MultiBody.Frames.TransformationMatrices.multipleResolve1

Transform several vectors from frame 2 to frame 1

**Inputs**

Type	Name	Default	Description
Orientation	T		Orientation object to rotate frame 1 into frame 2
Real	v2[3, :]		Vectors in frame 2

Outputs

Type	Name	Description
Real	v1[3, size(v2, 2)]	Vectors in frame 1

Modelica.Mechanics.MultiBody.Frames.TransformationMatrices.multipleResolve2

Transform several vectors from frame 1 to frame 2

**Inputs**

Type	Name	Default	Description
Orientation	T		Orientation object to rotate frame 1 into frame 2
Real	v1[3, :]		Vectors in frame 1

Outputs

Type	Name	Description
Real	v2[3, size(v1, 2)]	Vectors in frame 2

Modelica.Mechanics.MultiBody.Frames.TransformationMatrices.resolveDyade1

Transform second order tensor from frame 2 to frame 1

**Inputs**

Type	Name	Default	Description
Orientation	T		Orientation object to rotate frame 1 into frame 2
Real	D2[3, 3]		Second order tensor resolved in frame 2

Outputs

Type	Name	Description
Real	D1[3, 3]	Second order tensor resolved in frame 1

Modelica.Mechanics.MultiBody.Frames.TransformationMatrices.resolveDyade2

Transform second order tensor from frame 1 to frame 2



Inputs

Type	Name	Default	Description
Orientation	T		Orientation object to rotate frame 1 into frame 2
Real	D1[3, 3]		Second order tensor resolved in frame 1

Outputs

Type	Name	Description
Real	D2[3, 3]	Second order tensor resolved in frame 2

Modelica.Mechanics.MultiBody.Frames.TransformationMatrices.nullRotation

Return orientation object that does not rotate a frame

**Outputs**

Type	Name	Description
Orientation	T	Orientation object such that frame 1 and frame 2 are identical

Modelica.Mechanics.MultiBody.Frames.TransformationMatrices.inverseRotation

Return inverse orientation object

**Inputs**

Type	Name	Default	Description
Orientation	T		Orientation object to rotate frame 1 into frame 2

Outputs

Type	Name	Description
Orientation	T_inv	Orientation object to rotate frame 2 into frame 1

Modelica.Mechanics.MultiBody.Frames.TransformationMatrices.relativeRotation

Return relative orientation object

**Inputs**

Type	Name	Default	Description
Orientation	T1		Orientation object to rotate frame 0 into frame 1
Orientation	T2		Orientation object to rotate frame 0 into frame 2

Outputs

Type	Name	Description
Orientation	T_rel	Orientation object to rotate frame 1 into frame 2

Modelica.Mechanics.MultiBody.Frames.TransformationMatrices.absoluteRotation

Return absolute orientation object from another absolute and a relative orientation object

**Inputs**

Type	Name	Default	Description
Orientation	T1		Orientation object to rotate frame 0 into frame 1
Orientation	T_rel		Orientation object to rotate frame 1 into frame 2

Outputs

Type	Name	Description
Orientation	T2	Orientation object to rotate frame 0 into frame 2

Modelica.Mechanics.MultiBody.Frames.TransformationMatrices.planarRotation

Return orientation object of a planar rotation

**Inputs**

Type	Name	Default	Description
Real	e[3]		Normalized axis of rotation (must have length=1) [1]
Angle	angle		Rotation angle to rotate frame 1 into frame 2 along axis e [rad]

Outputs

Type	Name	Description
Orientation	T	Orientation object to rotate frame 1 into frame 2

Modelica.Mechanics.MultiBody.Frames.TransformationMatrices.planarRotationAngle

e

Return angle of a planar rotation, given the rotation axis and the representations of a vector in frame 1 and frame 2

**Information**

A call to this function of the form

```
Real[3]          e, v1, v2;
Modelica.SIunits.Angle angle;
equation
  angle = planarRotationAngle(e, v1, v2);
```

computes the rotation angle "**angle**" of a planar rotation along unit vector **e**, rotating frame 1 into frame 2, given the coordinate representations of a vector "v" in frame 1 (**v1**) and in frame 2 (**v2**). Therefore, the result of this function fulfills the following equation:

$$v2 = \text{resolve2}(\text{planarRotation}(e, \text{angle}), v1)$$

The rotation angle is returned in the range

$$-\pi \leq \text{angle} \leq \pi$$

This function makes the following assumptions on the input arguments

- Vector **e** has length 1, i.e., $\text{length}(\mathbf{e}) = 1$
- Vector "v" is not parallel to **e**, i.e., $\text{length}(\text{cross}(\mathbf{e}, \mathbf{v})) \neq 0$

The function does not check the above assumptions. If these assumptions are violated, a wrong result will be returned and/or a division by zero will occur.

Inputs

Type	Name	Default	Description
Real	e[3]		Normalized axis of rotation to rotate frame 1 around e into frame 2 (must have length=1) [1]
Real	v1[3]		A vector v resolved in frame 1 (shall not be parallel to e)
Real	v2[3]		Vector v resolved in frame 2, i.e., $\mathbf{v2} = \text{resolve2}(\text{planarRotation}(\mathbf{e}, \text{angle}), \mathbf{v1})$

Outputs

Type	Name	Description
Angle	angle	Rotation angle to rotate frame 1 into frame 2 along axis e in the range: $-\pi \leq \text{angle} \leq \pi$ [rad]

Modelica.Mechanics.MultiBody.Frames.TransformationMatrices.axisRotation

Return rotation object to rotate around one frame axis



Inputs

Type	Name	Default	Description
Integer	axis		Rotate around 'axis' of frame 1
Angle	angle		Rotation angle to rotate frame 1 into frame 2 along 'axis' of frame 1 [rad]

Outputs

Type	Name	Description
Orientation	T	Orientation object to rotate frame 1 into frame 2

Modelica.Mechanics.MultiBody.Frames.TransformationMatrices.axesRotations

Return rotation object to rotate in sequence around 3 axes



Inputs

Type	Name	Default	Description
Integer	sequence[3]	{1,2,3}	Sequence of rotations from frame 1 to frame 2 along axis sequence[i]
Angle	angles[3]	{0,0,0}	Rotation angles around the axes defined in 'sequence' [rad]

Outputs

Type	Name	Description
Orientation	T	Orientation object to rotate frame 1 into frame 2

Modelica.Mechanics.MultiBody.Frames.TransformationMatrices.axesRotationAngles

Return the 3 angles to rotate in sequence around 3 axes to construct the given orientation object



Information

A call to this function of the form

```
TransformationMatrices.Orientation    T;
parameter Integer                    sequence[3] = {1,2,3};
Modelica.SIunits.Angle               angles[3];
equation
  angle = axesRotationAngles(T, sequence);
```

computes the rotation angles "**angles**[1:3]" to rotate frame 1 into frame 2 along axes **sequence**[1:3], given the orientation object **T** from frame 1 to frame 2. Therefore, the result of this function fulfills the following equation:

$$T = \text{axesRotation}(\text{sequence}, \text{angles})$$

The rotation angles are returned in the range

$$-\pi \leq \text{angles}[i] \leq \pi$$

There are **two solutions** for "**angles**[1]" in this range. Via the third argument **guessAngle1** (default = 0) the returned solution is selected such that $|\text{angles}[1] - \text{guessAngle1}|$ is minimal. The orientation object **T** may be in a singular configuration, i.e., there is an infinite number of angle values leading to the same **T**. The returned solution is selected by setting $\text{angles}[1] = \text{guessAngle1}$. Then **angles**[2] and **angles**[3] can be uniquely determined in the above range.

Note, that input argument **sequence** has the restriction that only values 1,2,3 can be used and that $\text{sequence}[1] \neq \text{sequence}[2]$ and $\text{sequence}[2] \neq \text{sequence}[3]$. Often used values are:

```
sequence = {1,2,3} // Cardan angle sequence
          = {3,1,3} // Euler angle sequence
          = {3,2,1} // Tait-Bryan angle sequence
```

Inputs

Type	Name	Default	Description
Orientation	T		Orientation object to rotate frame 1 into frame 2
Integer	sequence[3]	{1,2,3}	Sequence of rotations from frame 1 to frame 2 along axis sequence[i]
Angle	guessAngle1	0	Select angles[1] such that $ \text{angles}[1] - \text{guessAngle1} $ is a minimum [rad]

Outputs

Type	Name	Description
Angle	angles[Rotation angles around the axes defined in 'sequence' such that

	3]	T=TransformationMatrices.axesRotation(sequence,angles); -pi < angles[i] <= pi [rad]
--	----	---

Modelica.Mechanics.MultiBody.Frames.TransformationMatrices.smallRotation

Return rotation angles valid for a small rotation and optionally residues that should be zero

**Inputs**

Type	Name	Default	Description
Orientation	T		Orientation object to rotate frame 1 into frame 2
Boolean	withResidues	false	= false/true, if 'angles'/'angles and residues' are returned in phi

Outputs

Type	Name	Description
Angle	phi[if withResidues then 6 else 3]	The rotation angles around x-, y-, and z-axis of frame 1 to rotate frame 1 into frame 2 for a small rotation + optionally 3 residues that should be zero [rad]

Modelica.Mechanics.MultiBody.Frames.TransformationMatrices.from_nxy

Return orientation object from n_x and n_y vectors

**Information**

It is assumed that the two input vectors n_x and n_y are resolved in frame 1 and are directed along the x and y axis of frame 2 (i.e., n_x and n_y are orthogonal to each other) The function returns the orientation object T to rotate from frame 1 to frame 2.

The function is robust in the sense that it returns always an orientation object T, even if n_y is not orthogonal to n_x. This is performed in the following way:

If n_x and n_y are not orthogonal to each other, first a unit vector e_y is determined that is orthogonal to n_x and is lying in the plane spanned by n_x and n_y. If n_x and n_y are parallel or nearly parallel to each other, a vector e_y is selected arbitrarily such that e_x and e_y are orthogonal to each other.

Inputs

Type	Name	Default	Description
Real	n_x[3]		Vector in direction of x-axis of frame 2, resolved in frame 1 [1]
Real	n_y[3]		Vector in direction of y-axis of frame 2, resolved in frame 1 [1]

Outputs

Type	Name	Description
Orientation	T	Orientation object to rotate frame 1 into frame 2

Modelica.Mechanics.MultiBody.Frames.TransformationMatrices.from_nxz

Return orientation object from n_x and n_z vectors



Information

It is assumed that the two input vectors n_x and n_z are resolved in frame 1 and are directed along the x and z axis of frame 2 (i.e., n_x and n_z are orthogonal to each other) The function returns the orientation object T to rotate from frame 1 to frame 2.

The function is robust in the sense that it returns always an orientation object T, even if n_z is not orthogonal to n_x . This is performed in the following way:

If n_x and n_z are not orthogonal to each other, first a unit vector e_z is determined that is orthogonal to n_x and is lying in the plane spanned by n_x and n_z . If n_x and n_z are parallel or nearly parallel to each other, a vector e_z is selected arbitrarily such that n_x and e_z are orthogonal to each other.

Inputs

Type	Name	Default	Description
Real	$n_x[3]$		Vector in direction of x-axis of frame 2, resolved in frame 1 [1]
Real	$n_z[3]$		Vector in direction of z-axis of frame 2, resolved in frame 1 [1]

Outputs

Type	Name	Description
Orientation	T	Orientation object to rotate frame 1 into frame 2

Modelica.Mechanics.MultiBody.Frames.TransformationMatrices.from_T

Return orientation object R from transformation matrix T



Inputs

Type	Name	Default	Description
Real	$T[3, 3]$		Transformation matrix to transform vector from frame 1 to frame 2 ($v_2 = T \cdot v_1$)

Outputs

Type	Name	Description
Orientation	R	Orientation object to rotate frame 1 into frame 2

Modelica.Mechanics.MultiBody.Frames.TransformationMatrices.from_T_inv

Return orientation object R from inverse transformation matrix T_{inv}



Inputs

Type	Name	Default	Description
Real	$T_{inv}[3, 3]$		Inverse transformation matrix to transform vector from frame 2 to frame 1 ($v_1 = T_{inv} \cdot v_2$)

Outputs

Type	Name	Description
Orientation	R	Orientation object to rotate frame 1 into frame 2

Modelica.Mechanics.MultiBody.Frames.TransformationMatrices.from_Q

Return orientation object T from quaternion orientation object Q

**Inputs**

Type	Name	Default	Description
Orientation	Q		Quaternions orientation object to rotate frame 1 into frame 2

Outputs

Type	Name	Description
Orientation	T	Orientation object to rotate frame 1 into frame 2

Modelica.Mechanics.MultiBody.Frames.TransformationMatrices.to_T

Return transformation matrix T from orientation object R

**Inputs**

Type	Name	Default	Description
Orientation	R		Orientation object to rotate frame 1 into frame 2

Outputs

Type	Name	Description
Real	T[3, 3]	Transformation matrix to transform vector from frame 1 to frame 2 ($v_2 = T \cdot v_1$)

Modelica.Mechanics.MultiBody.Frames.TransformationMatrices.to_T_inv

Return inverse transformation matrix T_inv from orientation object R

**Inputs**

Type	Name	Default	Description
Orientation	R		Orientation object to rotate frame 1 into frame 2

Outputs

Type	Name	Description
Real	T_inv[3, 3]	Inverse transformation matrix to transform vector from frame 2 into frame 1 ($v_1 = T_inv \cdot v_2$)

Modelica.Mechanics.MultiBody.Frames.TransformationMatrices.to_Q

Return quaternion orientation object Q from orientation object T



Inputs

Type	Name	Default	Description
Orientation	T		Orientation object to rotate frame 1 into frame 2
Orientation	Q_guess	Quaternions.nullRotation()	Guess value for output Q (there are 2 solutions; the one closer to Q_guess is used)

Outputs

Type	Name	Description
Orientation	Q	Quaternions orientation object to rotate frame 1 into frame 2

Modelica.Mechanics.MultiBody.Frames.TransformationMatrices.to_vector

Map rotation object into vector

Inputs

Type	Name	Default	Description
Orientation	T		Orientation object to rotate frame 1 into frame 2

Outputs

Type	Name	Description
Real	vec[9]	Elements of T in one vector



Modelica.Mechanics.MultiBody.Frames.TransformationMatrices.to_exy

Map rotation object into e_x and e_y vectors of frame 2, resolved in frame 1

Inputs

Type	Name	Default	Description
Orientation	T		Orientation object to rotate frame 1 into frame 2

Outputs

Type	Name	Description
Real	exy[3, 2]	= [e_x, e_y] where e_x and e_y are axes unit vectors of frame 2, resolved in frame 1



Modelica.Mechanics.MultiBody.Interfaces

Connectors and partial models for 3-dim. mechanical components

Information

This package contains connectors and partial models (i.e. models that are only used to build other models) of the MultiBody library.

Package Content

Name	Description
 Frame	Coordinate system fixed to the component with one cut-force and cut-torque (no icon)
 Frame_a	Coordinate system fixed to the component with one cut-force and cut-torque (filled rectangular icon)
 Frame_b	Coordinate system fixed to the component with one cut-force and cut-torque (non-filled rectangular icon)
 Frame_resolve	Coordinate system fixed to the component used to express in which coordinate system a vector is resolved (non-filled rectangular icon)
 FlangeWithBearing	Connector consisting of 1-dim. rotational flange and its bearing frame
 FlangeWithBearingAdaptor	Adaptor to allow direct connections to the sub-connectors of FlangeWithBearing
 .PartialTwoFrames	Base model for components providing two frame connectors + outer world + assert to guarantee that the component is connected
 .PartialTwoFramesDoubleSize	Base model for components providing two frame connectors + outer world + assert to guarantee that the component is connected (default icon size is factor 2 larger as usual)
 .PartialOneFrame_a	Base model for components providing one frame_a connector + outer world + assert to guarantee that the component is connected
 .PartialOneFrame_b	Base model for components providing one frame_b connector + outer world + assert to guarantee that the component is connected
 .PartialElementaryJoint	Base model for elementary joints (has two frames + outer world + assert to guarantee that the joint is connected)
 .PartialForce	Base model for force elements (provide frame_b.f and frame_b.t in subclasses)
 .PartialLineForce	Base model for line force elements
 .PartialAbsoluteSensor	Base model to measure an absolute frame variable
 .PartialRelativeSensor	Base model to measure a relative variable between two frames
 .PartialVisualizer	Base model for visualizers (has a frame_a on the left side + outer world + assert to guarantee that the component is connected)
 ZeroPosition	Set absolute position vector of frame_resolve to a zero vector and the orientation object to a null rotation

Modelica.Mechanics.MultiBody.Interfaces.Frame

Coordinate system fixed to the component with one cut-force and cut-torque (no icon)

Information

Basic definition of a coordinate system that is fixed to a mechanical component. In the origin of the coordinate system the cut-force and the cut-torque is acting. This component has no icon definition and is only used by inheritance from frame connectors to define different icons.

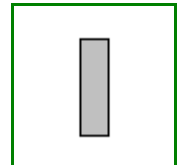
Contents

Type	Name	Description
Position	r_0[3]	Position vector from world frame to the connector frame origin, resolved in

		world frame [m]
Orientation	R	Orientation object to rotate the world frame into the connector frame
flow Force	f[3]	Cut-force resolved in connector frame [N]
flow Torque	t[3]	Cut-torque resolved in connector frame [N.m]

Modelica.Mechanics.MultiBody.Interfaces.Frame_a

Coordinate system fixed to the component with one cut-force and cut-torque (filled rectangular icon)



Information

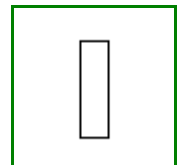
Basic definition of a coordinate system that is fixed to a mechanical component. In the origin of the coordinate system the cut-force and the cut-torque is acting. This component has a filled rectangular icon.

Contents

Type	Name	Description
Position	r_0[3]	Position vector from world frame to the connector frame origin, resolved in world frame [m]
Orientation	R	Orientation object to rotate the world frame into the connector frame
flow Force	f[3]	Cut-force resolved in connector frame [N]
flow Torque	t[3]	Cut-torque resolved in connector frame [N.m]

Modelica.Mechanics.MultiBody.Interfaces.Frame_b

Coordinate system fixed to the component with one cut-force and cut-torque (non-filled rectangular icon)



Information


Basic definition of a coordinate system that is fixed to a mechanical component. In the origin of the coordinate system the cut-force and the cut-torque is acting. This component has a non-filled rectangular icon.

Contents

Type	Name	Description
Position	r_0[3]	Position vector from world frame to the connector frame origin, resolved in world frame [m]
Orientation	R	Orientation object to rotate the world frame into the connector frame
flow Force	f[3]	Cut-force resolved in connector frame [N]
flow Torque	t[3]	Cut-torque resolved in connector frame [N.m]

Modelica.Mechanics.MultiBody.Interfaces.Frame_resolve

Coordinate system fixed to the component used to express in which coordinate system a vector is resolved (non-filled rectangular icon)



Information

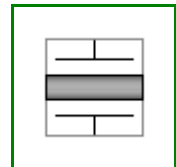
Basic definition of a coordinate system that is fixed to a mechanical component. In the origin of the coordinate system the cut-force and the cut-torque is acting. This coordinate system is used to express in which coordinate system a vector is resolved. A component that uses a Frame_resolve connector has to set the cut-force and cut-torque of this frame to zero. When connecting from a Frame_resolve connector to another frame connector, by default the connecting line has line style "dotted". This component has a non-filled rectangular icon.

Contents

Type	Name	Description
Position	r_0[3]	Position vector from world frame to the connector frame origin, resolved in world frame [m]
Orientation	R	Orientation object to rotate the world frame into the connector frame
flow Force	f[3]	Cut-force resolved in connector frame [N]
flow Torque	t[3]	Cut-torque resolved in connector frame [N.m]

Modelica.Mechanics.MultiBody.Interfaces.FlangeWithBearing

Connector consisting of 1-dim. rotational flange and its bearing frame



Information

This hierarchical connector models a 1-dim. rotational flange connector and its optional bearing defined by a 3-dim. frame connector. If a connection to the subconnectors should be clearly visible, connect first an instance of [FlangeWithBearingAdaptor](#) to the FlangeWithBearing connector.

Parameters

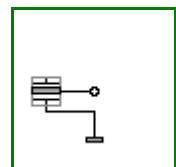
Type	Name	Default	Description
Boolean	includeBearingConnector	false	= true, if bearing frame connector is present, otherwise not present

Contents

Type	Name	Description
Boolean	includeBearingConnector	= true, if bearing frame connector is present, otherwise not present
Flange_a	flange	1-dim. rotational flange
Frame	bearingFrame	3-dim. frame in which the 1-dim. shaft is mounted

Modelica.Mechanics.MultiBody.Interfaces.FlangeWithBearingAdaptor

Adaptor to allow direct connections to the sub-connectors of FlangeWithBearing



Information

Adaptor object to make a more visible connection to the flange and frame subconnectors of a [FlangeWithBearing](#) connector.

Parameters

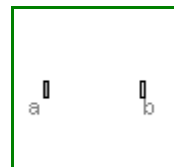
Type	Name	Default	Description
Boolean	includeBearingConnector	false	= true, if bearing frame connector is present, otherwise not present

Connectors

Type	Name	Description
FlangeWithBearing	flangeAndFrame	Compound connector consisting of 1-dim. rotational flange and 3-dim. frame mounting
Flange_b	flange	1-dim. rotational flange
Frame_a	frame	3-dim. frame in which the 1-dim. shaft is mounted

Modelica.Mechanics.MultiBody.Interfaces.[PartialTwoFrames](#)

Base model for components providing two frame connectors + outer world + assert to guarantee that the component is connected



Information


This partial model provides two frame connectors, access to the world object and an assert to check that both frame connectors are connected. Therefore, inherit from this partial model if the two frame connectors are needed and if the two frame connectors should be connected for a correct model.

Connectors

Type	Name	Description
Frame_a	frame_a	Coordinate system fixed to the component with one cut-force and cut-torque
Frame_b	frame_b	Coordinate system fixed to the component with one cut-force and cut-torque

Modelica.Mechanics.MultiBody.Interfaces.[PartialTwoFramesDoubleSize](#)

Base model for components providing two frame connectors + outer world + assert to guarantee that the component is connected (default icon size is factor 2 larger as usual)



Information

This partial model provides two frame connectors, access to the world object and an assert to check that both frame connectors are connected. Therefore, inherit from this partial model if the two frame connectors are needed and if the two frame connectors should be connected for a correct model.


When dragging "PartialTwoFrames", the default size is a factor of two larger as usual. This partial model is used by the Joint.Assemblies joint aggregation models.

Connectors

Type	Name	Description
Frame_a	frame_a	Coordinate system fixed to the component with one cut-force and cut-torque
Frame_b	frame_b	Coordinate system fixed to the component with one cut-force and cut-torque

Modelica.Mechanics.MultiBody.Interfaces.PartialOneFrame_a

Base model for components providing one frame_a connector + outer world + assert to guarantee that the component is connected

**Information**

This partial model provides one frame_a connector, access to the world object and an assert to check that the frame_a connector is connected. Therefore, inherit from this partial model if the frame_a connector is needed and if this connector should be connected for a correct model.

Connectors

Type	Name	Description
Frame_a	frame_a	Coordinate system fixed to the component with one cut-force and cut-torque

Modelica.Mechanics.MultiBody.Interfaces.PartialOneFrame_b

Base model for components providing one frame_b connector + outer world + assert to guarantee that the component is connected

**Information**


This partial model provides one frame_b connector, access to the world object and an assert to check that the frame_b connector is connected. Therefore, inherit from this partial model if the frame_b connector is needed and if this connector should be connected for a correct model.

Connectors

Type	Name	Description
Frame_b	frame_b	Coordinate system fixed to the component with one cut-force and cut-torque

Modelica.Mechanics.MultiBody.Interfaces.PartialElementaryJoint

Base model for elementary joints (has two frames + outer world + assert to guarantee that the joint is connected)

**Information**

All **elementary joints** should inherit from this base model, i.e., joints that are directly defined by equations, provided they compute either the rotation object of frame_b from the rotation object of frame_a and from relative quantities (or vice versa), or there is a constraint equation between the rotation objects of the two frames. In other cases, a joint object should inherit from **Interfaces.PartialTwoFrames** (e.g., joint Spherical, because there is no constraint between the rotation objects of frame_a and frame_b or joint Cylindrical because it is not an elementary joint).

This partial model provides two frame connectors, a "Connections.branch" between frame_a and frame_b, access to the world object and an assert to check that both frame connectors are connected.

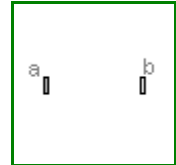
Connectors

Type	Name	Description
------	------	-------------

Frame_a	frame_a	Coordinate system fixed to the joint with one cut-force and cut-torque
Frame_b	frame_b	Coordinate system fixed to the joint with one cut-force and cut-torque

Modelica.Mechanics.MultiBody.Interfaces.PartialForce

Base model for force elements (provide frame_b.f and frame_b.t in subclasses)



Information

All **3-dimensional force** and **torque elements** should be based on this superclass. This model defines frame_a and frame_b, computes the relative translation and rotation between the two frames and calculates the cut-force and cut-torque at frame_a by a force and torque balance from the cut-force and cut-torque at frame_b. As a result, in a subclass, only the relationship between the cut-force and cut-torque at frame_b has to be defined as a function of the following relative quantities:

```
r_rel_b[3]: Position vector from origin of frame_a to origin
            of frame_b, resolved in frame_b
R_rel      : Relative orientation object to rotate from frame_a to frame_b
```

Assume that force $f = \{100, 0, 0\}$ should be applied on the body to which this force element is attached at frame_b, then the definition should be:

```
model Constant_x_Force
  extends Modelica.Mechanics.MultiBody.Interfaces.PartialForce;
equation
  frame_b.f = {-100, 0, 0};
  frame_b.t = zeros(3);
end Constant_x_Force;
```

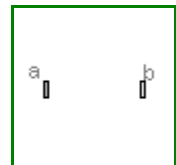
Note, that frame_b.f and frame_b.t are flow variables and therefore the negative value of frame_b.f and frame_b.t is acting at the part to which this force element is connected.

Connectors

Type	Name	Description
Frame_a	frame_a	Coordinate system fixed to the joint with one cut-force and cut-torque
Frame_b	frame_b	Coordinate system fixed to the joint with one cut-force and cut-torque

Modelica.Mechanics.MultiBody.Interfaces.PartialLineForce

Base model for line force elements



Information

All **line force** elements should be based on this base model. This model defines frame_a and frame_b, computes the relative distance s and provides the force and torque balance of the cut-forces and cut-torques at frame_a and frame_b, respectively. In sub-models, only the line force f , acting at frame_b on the line from frame_a to frame_b, as a function of the relative distance s and its derivative $\text{der}(s)$ has to be defined. Example:

```
model Spring
  parameter Real c "spring constant",
  parameter Real s_unstretched "unstretched spring length";
  extends Modelica.Mechanics.MultiBody.Interfaces.PartialLineForce;
equation
```



```
f = c*(s-s_unstretched);
end Spring;
```

Parameters

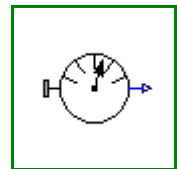
Type	Name	Default	Description
Advanced			
Position	s_small	1.E-6	Prevent zero-division if relative distance s=0 [m]

Connectors

Type	Name	Description
Frame_a	frame_a	Coordinate system fixed to the force element with one cut-force and cut-torque
Frame_b	frame_b	Coordinate system fixed to the force element with one cut-force and cut-torque

Modelica.Mechanics.MultiBody.Interfaces.PartialAbsoluteSensor

Base model to measure an absolute frame variable



Information

This is the base class of a 3-dim. mechanics component with one frame and one output port in order to measure an absolute quantity in the frame connector and to provide the measured signal as output for further processing with the blocks of package Modelica.Blocks.

Parameters

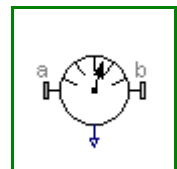
Type	Name	Default	Description
Integer	n_out	1	Number of output signals

Connectors

Type	Name	Description
Frame_a	frame_a	Coordinate system from which absolute quantities are provided as output signals
output RealOutput	y[n_out]	Measured data as signal vector

Modelica.Mechanics.MultiBody.Interfaces.PartialRelativeSensor

Base model to measure a relative variable between two frames



Information

This is a base class for 3-dim. mechanical components with two frames and one output port in order to measure relative quantities between the two frames or the cut-forces/torques in the frame and to provide the measured signals as output for further processing with the blocks of package Modelica.Blocks.

Parameters


Type	Name	Default	Description
Integer	n_out	1	Number of output signals

Connectors

Type	Name	Description
Frame_a	frame_a	Coordinate system a
Frame_b	frame_b	Coordinate system b
output RealOutput	y[n_out]	Measured data as signal vector

Modelica.Mechanics.MultiBody.Interfaces.PartialVisualizer

Base model for visualizers (has a frame_a on the left side + outer world + assert to guarantee that the component is connected)



Information

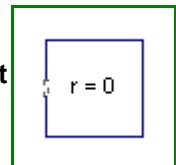
This partial model provides one frame_a connector, access to the world object and an assert to check that the frame_a connector is connected. It is used by inheritance from all visualizer objects.

Connectors

Type	Name	Description
Frame_a	frame_a	Coordinate system in which visualization data is resolved

Modelica.Mechanics.MultiBody.Interfaces.ZeroPosition

Set absolute position vector of frame_resolve to a zero vector and the orientation object to a null rotation



Connectors

Type	Name	Description
Frame_resolve	frame_resolve	

Modelica.Mechanics.MultiBody.Joints

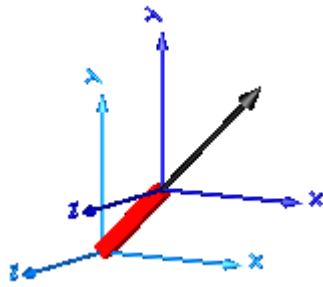
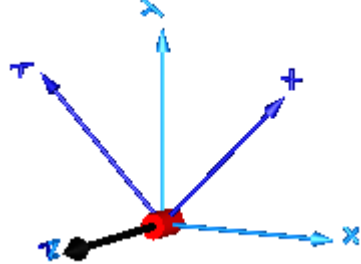
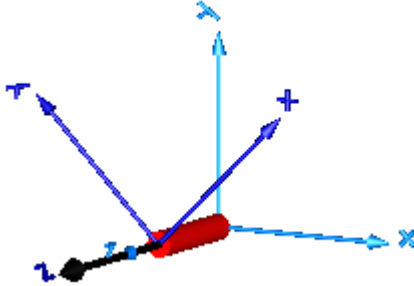
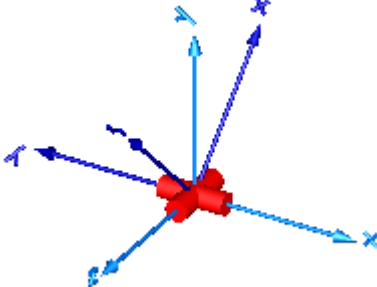
Components that constrain the motion between two frames

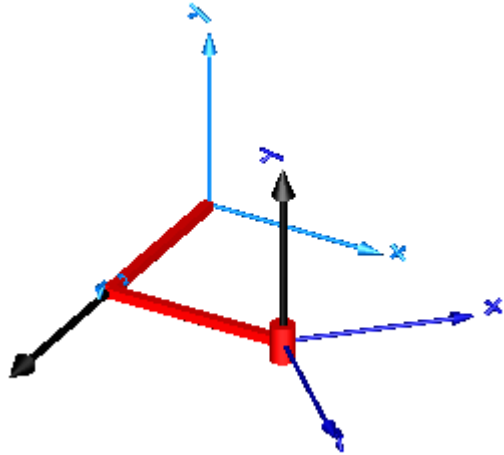
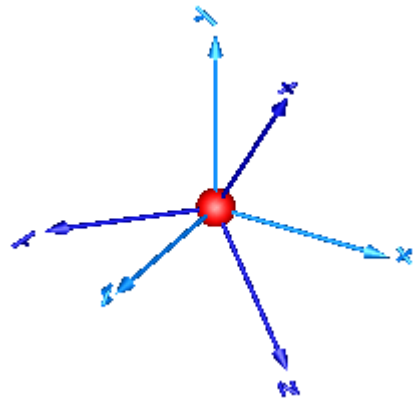
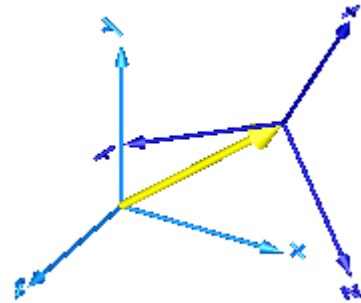
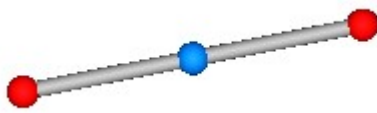
Information

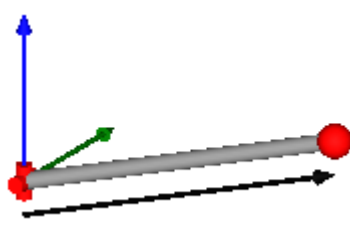
This package contains **joint components**, that is, idealized, massless elements that constrain the motion between frames. In subpackage **Assemblies** aggregation joint components are provided to handle kinematic loops analytically (this means that non-linear systems of equations occurring in these joint aggregations are analytically solved, i.e., robustly and efficiently).

Content













<i>Model</i>	<i>Description</i>
Prismatic	Prismatic joint and actuated prismatic joint (1 translational degree-of-freedom, 2 potential states)

	
Revolute	Revolute and actuated revolute joint (1 rotational degree-of-freedom, 2 potential states) 
Cylindrical	Cylindrical joint (2 degrees-of-freedom, 4 potential states) 
Universal	Universal joint (2 degrees-of-freedom, 4 potential states) 
Planar	Planar joint (3 degrees-of-freedom, 6 potential states)

	
Spherical	<p>Spherical joint (3 constraints and no potential states, or 3 degrees-of-freedom and 3 states)</p> 
FreeMotion	<p>Free motion joint (6 degrees-of-freedom, 12 potential states)</p> 
SphericalSpherical	<p>Spherical - spherical joint aggregation (1 constraint, no potential states) with an optional point mass in the middle</p> 
UniversalSpherical	<p>Universal - spherical joint aggregation (1 constraint, no potential states)</p>

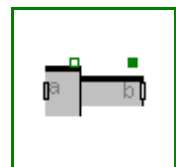
	
GearConstraint	Ideal 3-dim. gearbox (arbitrary shaft directions)
MultiBody.Joints.Assemblies	Package of joint aggregations for analytic loop handling.

Package Content

Name	Description
 Prismatic	Prismatic joint (1 translational degree-of-freedom, 2 potential states, optional axis flange)
 Revolute	Revolute joint (1 rotational degree-of-freedom, 2 potential states, optional axis flange)
 RevolutePlanarLoopConstraint	Revolute joint that is described by 2 positional constraints for usage in a planar loop (the ambiguous cut-force perpendicular to the loop and the ambiguous cut-torques are set arbitrarily to zero)
 Cylindrical	Cylindrical joint (2 degrees-of-freedom, 4 potential states)
 Universal	Universal joint (2 degrees-of-freedom, 4 potential states)
 Planar	Planar joint (3 degrees-of-freedom, 6 potential states)
 Spherical	Spherical joint (3 constraints and no potential states, or 3 degrees-of-freedom and 3 states)
 FreeMotion	Free motion joint (6 degrees-of-freedom, 12 potential states)
 SphericalSpherical	Spherical - spherical joint aggregation (1 constraint, no potential states) with an optional point mass in the middle
 UniversalSpherical	Universal - spherical joint aggregation (1 constraint, no potential states)
 GearConstraint	Ideal 3-dim. gearbox (arbitrary shaft directions)
 Assemblies	Joint aggregations for analytic loop handling

Modelica.Mechanics.MultiBody.Joints.Prismatic

Prismatic joint (1 translational degree-of-freedom, 2 potential states, optional axis flange)



Information

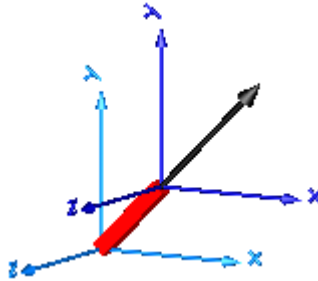
Joint where frame_b is translated along axis n which is fixed in frame_a. The two frames coincide when the relative distance "s" = 0".

Optionally, two additional 1-dimensional mechanical flanges (flange "axis" represents the driving flange and flange "support" represents the bearing) can be enabled via parameter **useAxisFlange**. The enabled axis flange can be driven with elements of the [Modelica.Mechanics.Translational](#) library.

In the "Advanced" menu it can be defined via parameter **stateSelect** that the relative distance "s" and its derivative shall be definitely used as states by setting stateSelect=StateSelect.always. Default is StateSelect.prefer to use the relative distance and its derivative as preferred states. The states are usually selected automatically. In certain situations, especially when closed kinematic loops are present, it might be

slightly more efficient, when using the StateSelect.always setting.

In the following figure the animation of a prismatic joint is shown. The light blue coordinate system is frame_a and the dark blue coordinate system is frame_b of the joint. The black arrow is parameter vector "n" defining the translation axis (here: $n = \{1, 1, 0\}$).



Parameters

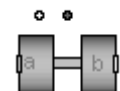
Type	Name	Default	Description
Boolean	useAxisFlange	false	= true, if axis flange is enabled
Boolean	animation	true	= true, if animation shall be enabled
Axis	n	$\{1, 0, 0\}$	Axis of translation resolved in frame_a (= same as in frame_b) [1]
Animation			
if animation = true			
Axis	boxWidthDirection	$\{0, 1, 0\}$	Vector in width direction of box, resolved in frame_a [1]
Distance	boxWidth	world.defaultJointWidth	Width of prismatic joint box [m]
Distance	boxHeight	boxWidth	Height of prismatic joint box [m]
Color	boxColor	Modelica.Mechanics.MultiBody..	Color of prismatic joint box
SpecularCoefficient	specularCoefficient	world.defaultSpecularCoeffic...	Reflection of ambient light (= 0: light is completely absorbed)
Advanced			
StateSelect	stateSelect	StateSelect.prefer	Priority to use distance s and $v=\text{der}(s)$ as states

Connectors

Type	Name	Description
Frame_a	frame_a	Coordinate system fixed to the joint with one cut-force and cut-torque
Frame_b	frame_b	Coordinate system fixed to the joint with one cut-force and cut-torque
Flange_a	axis	1-dim. translational flange that drives the joint
Flange_b	support	1-dim. translational flange of the drive drive support (assumed to be fixed in the world frame, NOT in the joint)

Modelica.Mechanics.MultiBody.Joints.Revolute

Revolute joint (1 rotational degree-of-freedom, 2 potential states, optional axis flange)



Information

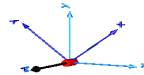
Joint where frame_b rotates around axis n which is fixed in frame_a. The two frames coincide when the rotation angle "phi = 0".

Optionally, two additional 1-dimensional mechanical flanges (flange "axis" represents the driving flange and flange "support" represents the bearing) can be enabled via parameter **useAxisFlange**. The enabled axis flange can be driven with elements of the [Modelica.Mechanics.Rotational](#) library.

In the "Advanced" menu it can be defined via parameter **stateSelect** that the rotation angle "phi" and its derivative shall be definitely used as states by setting stateSelect=StateSelect.always. Default is StateSelect.prefer to use the joint angle and its derivative as preferred states. The states are usually selected automatically. In certain situations, especially when closed kinematic loops are present, it might be slightly more efficient, when using the StateSelect.always setting.

If a **planar loop** is present, e.g., consisting of 4 revolute joints where the joint axes are all parallel to each other, then there is no longer a unique mathematical solution and the symbolic algorithms will fail. Usually, an error message will be printed pointing out this situation. In this case, one revolute joint of the loop has to be replaced by a Joints.RevolutePlanarLoopConstraint joint. The effect is that from the 5 constraints of a usual revolute joint, 3 constraints are removed and replaced by appropriate known variables (e.g., the force in the direction of the axis of rotation is treated as known with value equal to zero; for standard revolute joints, this force is an unknown quantity).

In the following figure the animation of a revolute joint is shown. The light blue coordinate system is frame_a and the dark blue coordinate system is frame_b of the joint. The black arrow is parameter vector "n" defining the translation axis (here: $n = \{0,0,1\}$, $\text{phi.start} = 45^\circ$).



Parameters

Type	Name	Default	Description
Boolean	useAxisFlange	false	= true, if axis flange is enabled
Boolean	animation	true	= true, if animation shall be enabled (show axis as cylinder)
Axis	n	{0,0,1}	Axis of rotation resolved in frame_a (= same as in frame_b) [1]
Animation			
if animation = true			
Distance	cylinderLength	world.defaultJointLength	Length of cylinder representing the joint axis [m]
Distance	cylinderDiameter	world.defaultJointWidth	Diameter of cylinder representing the joint axis [m]
Color	cylinderColor	Modelica.Mechanics.MultiBody..	Color of cylinder representing the joint axis
SpecularCoefficient	specularCoefficient	world.defaultSpecularCoeffic...	Reflection of ambient light (= 0: light is completely absorbed)
Advanced			
StateSelect	stateSelect	StateSelect.prefer	Priority to use joint angle phi and w=der(phi) as states

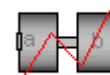
Connectors

Type	Name	Description
------	------	-------------

Flange_a	axis	1-dim. rotational flange that drives the joint
Flange_b	support	1-dim. rotational flange of the drive support (assumed to be fixed in the world frame, NOT in the joint)
Frame_a	frame_a	Coordinate system fixed to the joint with one cut-force and cut-torque
Frame_b	frame_b	Coordinate system fixed to the joint with one cut-force and cut-torque

Modelica.Mechanics.MultiBody.Joints.RevolutePlanarLoopConstraint

Revolute joint that is described by 2 positional constraints for usage in a planar loop (the ambiguous cut-force perpendicular to the loop and the ambiguous cut-torques are set arbitrarily to zero)



Information

Joint where frame_b rotates around axis n which is fixed in frame_a and where this joint is used in a planar loop providing 2 constraint equations on position level.

If a **planar loop** is present, e.g., consisting of 4 revolute joints where the joint axes are all parallel to each other, then there is no unique mathematical solution if all revolute joints are modelled with Joints.Revolute and the symbolic algorithms will fail. The reason is that, e.g., the cut-forces in the revolute joints perpendicular to the planar loop are not uniquely defined when 3-dim. descriptions of revolute joints are used. Usually, an error message will be printed pointing out this situation. In this case, **one** revolute joint in the loop has to be replaced by model Joints.RevolutePlanarLoopCutJoint. The effect is that from the 5 constraints of a 3-dim. revolute joint, 3 constraints are removed and replaced by appropriate known variables (e.g., the force in the direction of the axis of rotation is treated as known with value equal to zero; for standard revolute joints, this force is an unknown quantity).

Parameters

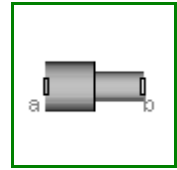
Type	Name	Default	Description
Boolean	animation	true	= true, if animation shall be enabled (show axis as cylinder)
Axis	n	{0,0,1}	Axis of rotation resolved in frame_a (= same as in frame_b) [1]
if animation = true			
Distance	cylinderLength	world.defaultJointLength	Length of cylinder representing the joint axis [m]
Distance	cylinderDiameter	world.defaultJointWidth	Diameter of cylinder representing the joint axis [m]
Color	cylinderColor	Modelica.Mechanics.MultiBody..	Color of cylinder representing the joint axis
SpecularCoefficient	specularCoefficient	world.defaultSpecularCoeffic...	Reflection of ambient light (= 0: light is completely absorbed)

Connectors

Type	Name	Description
Frame_a	frame_a	Coordinate system fixed to the joint with one cut-force and cut-torque
Frame_b	frame_b	Coordinate system fixed to the joint with one cut-force and cut-torque

Modelica.Mechanics.MultiBody.Joints.Cylindrical

Cylindrical joint (2 degrees-of-freedom, 4 potential states)



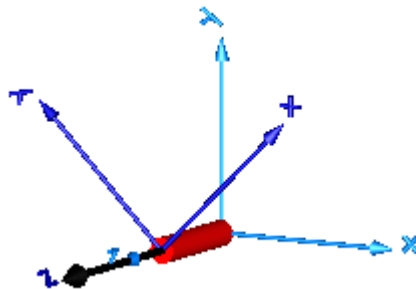
Information

Joint where frame_b rotates around and translates along axis n which is fixed in frame_a. The two frames coincide when "phi=revolute.phi=0" and "s=prismatic.s=0". This joint has the following potential states;

- The relative angle phi [rad] around axis n,
- the relative distance s [m] along axis n,
- the relative angular velocity w [rad/s] (= der(phi)) and
- the relative velocity v [m/s] (= der(s)).

They are used as candidates for automatic selection of states from the tool. This may be enforced by setting "stateSelect=StateSelect.always" in the **Advanced** menu. The states are usually selected automatically. In certain situations, especially when closed kinematic loops are present, it might be slightly more efficient, when using the "StateSelect.always" setting.

In the following figure the animation of a cylindrical joint is shown. The light blue coordinate system is frame_a and the dark blue coordinate system is frame_b of the joint. The black arrow is parameter vector "n" defining the cylinder axis (here: $n = \{0,0,1\}$).



Parameters

Type	Name	Default	Description
Boolean	animation	true	= true, if animation shall be enabled (show cylinder)
Axis	n	{1,0,0}	Cylinder axis resolved in frame_a (= same as in frame_b) [1]
Animation			
if animation = true			
Distance	cylinderDiameter	world.defaultJointWidth	Diameter of cylinder [m]
Color	cylinderColor	Modelica.Mechanics.MultiBody..	Color of cylinder
SpecularCoefficient	specularCoefficient	world.defaultSpecularCoeffic...	Reflection of ambient light (= 0: light is completely absorbed)
Advanced			
StateSelect	stateSelect	StateSelect.prefer	Priority to use joint coordinates (phi, s, w, v) as states

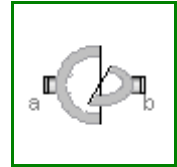
Connectors

Type	Name	Description
Frame_a	frame_a	Coordinate system fixed to the component with one cut-force and cut-

		torque
Frame_b	frame_b	Coordinate system fixed to the component with one cut-force and cut-torque

Modelica.Mechanics.MultiBody.Joints.Universal

Universal joint (2 degrees-of-freedom, 4 potential states)



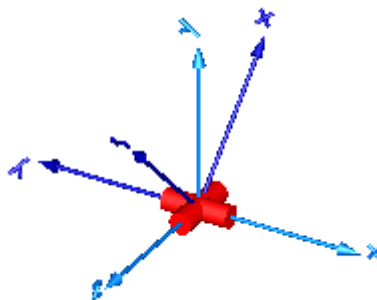
Information

Joint where frame_a rotates around axis n_a which is fixed in frame_a and frame_b rotates around axis n_b which is fixed in frame_b. The two frames coincide when "revolute_a.phi=0" and "revolute_b.phi=0". This joint has the following potential states;

- The relative angle $\phi_a = \text{revolute_a.phi}$ [rad] around axis n_a ,
- the relative angle $\phi_b = \text{revolute_b.phi}$ [rad] around axis n_b ,
- the relative angular velocity $w_a (= \text{der}(\phi_a))$ and
- the relative angular velocity $w_b (= \text{der}(\phi_b))$.

They are used as candidates for automatic selection of states from the tool. This may be enforced by setting "stateSelect=StateSelect.always" in the **Advanced** menu. The states are usually selected automatically. In certain situations, especially when closed kinematic loops are present, it might be slightly more efficient, when using the "StateSelect.always" setting.

In the following figure the animation of a universal joint is shown. The light blue coordinate system is frame_a and the dark blue coordinate system is frame_b of the joint (here: $n_a = \{0,0,1\}$, $n_b = \{0,1,0\}$, $\phi_a.\text{start} = 90^\circ$, $\phi_b.\text{start} = 45^\circ$).



Parameters

Type	Name	Default	Description
Boolean	animation	true	= true, if animation shall be enabled
Axis	n_a	$\{1,0,0\}$	Axis of revolute joint 1 resolved in frame_a [1]
Axis	n_b	$\{0,1,0\}$	Axis of revolute joint 2 resolved in frame_b [1]
Animation			
if animation = true			
Distance	cylinderLength	world.defaultJointLength	Length of cylinders representing the joint axes [m]
Distance	cylinderDiameter	world.defaultJointWidth	Diameter of cylinders representing the joint axes [m]
Color	cylinderColor	Modelica.Mechanics.MultiBody..	Color of cylinders representing

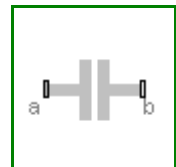
		.	the joint axes
SpecularCoefficient	specularCoefficient	world.defaultSpecularCoeffic...	Reflection of ambient light (= 0: light is completely absorbed)
Advanced			
StateSelect	stateSelect	StateSelect.prefer	Priority to use joint coordinates (phi_a, phi_b, w_a, w_b) as states

Connectors

Type	Name	Description
Frame_a	frame_a	Coordinate system fixed to the component with one cut-force and cut-torque
Frame_b	frame_b	Coordinate system fixed to the component with one cut-force and cut-torque

Modelica.Mechanics.MultiBody.Joints.Planar

Planar joint (3 degrees-of-freedom, 6 potential states)



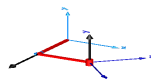
Information

Joint where frame_b can move in a plane and can rotate around an axis orthogonal to the plane. The plane is defined by vector n which is perpendicular to the plane and by vector n_x , which points in the direction of the x-axis of the plane. frame_a and frame_b coincide when $s_x = \text{prismatic}_x.s = 0$, $s_y = \text{prismatic}_y.s = 0$ and $\phi = \text{revolute}.\phi = 0$. This joint has the following potential states:

- the relative distance $s_x = \text{prismatic}_x.s$ [m] along axis n_x ,
- the relative distance $s_y = \text{prismatic}_y.s$ [m] along axis $n_y = \text{cross}(n, n_x)$,
- the relative angle $\phi = \text{revolute}.\phi$ [rad] around axis n ,
- the relative velocity $v_x (= \text{der}(s_x))$.
- the relative velocity $v_y (= \text{der}(s_y))$.
- the relative angular velocity $w (= \text{der}(\phi))$

They are used as candidates for automatic selection of states from the tool. This may be enforced by setting "stateSelect=StateSelect.always" in the **Advanced** menu. The states are usually selected automatically. In certain situations, especially when closed kinematic loops are present, it might be slightly more efficient, when using the "StateSelect.always" setting.

In the following figure the animation of a planar joint is shown. The light blue coordinate system is frame_a and the dark blue coordinate system is frame_b of the joint. The black arrows are parameter vectors " n " and " n_x " (here: $n = \{0, 1, 0\}$, $n_x = \{0, 0, 1\}$, $s_x.\text{start} = 0.5$, $s_y.\text{start} = 0.5$, $\phi.\text{start} = 45^\circ$).



Parameters

Type	Name	Default	Description
Boolean	animation	true	= true, if animation shall be enabled
Axis	n	$\{0, 0, 1\}$	Axis orthogonal to unconstrained plane, resolved in frame_a (= same as in frame_b) [1]
Axis	n_x	$\{1, 0, 0\}$	Vector in direction of x-axis of plane,

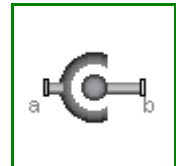
			resolved in frame_a (n_x shall be orthogonal to n) [1]
Animation			
if animation = true			
Distance	cylinderLength	world.defaultJointLength	Length of revolute cylinder [m]
Distance	cylinderDiameter	world.defaultJointWidth	Diameter of revolute cylinder [m]
Color	cylinderColor	Modelica.Mechanics.MultiBody..	Color of revolute cylinder
Distance	boxWidth	0.3*cylinderDiameter	Width of prismatic joint boxes [m]
Distance	boxHeight	boxWidth	Height of prismatic joint boxes [m]
Color	boxColor	Modelica.Mechanics.MultiBody..	Color of prismatic joint boxes
Advanced			
StateSelect	stateSelect	StateSelect.prefer	Priority to use joint coordinates (s_x, s_y, phi, v_x, v_y, w) as states

Connectors

Type	Name	Description
Frame_a	frame_a	Coordinate system fixed to the component with one cut-force and cut-torque
Frame_b	frame_b	Coordinate system fixed to the component with one cut-force and cut-torque

Modelica.Mechanics.MultiBody.Joints.Spherical

Spherical joint (3 constraints and no potential states, or 3 degrees-of-freedom and 3 states)



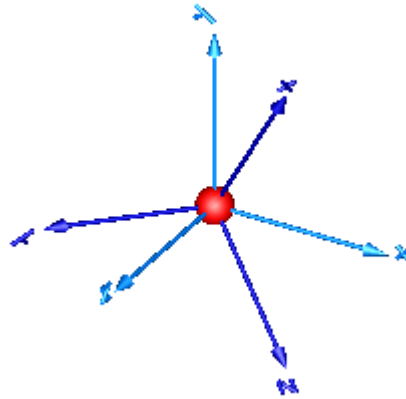
Information

Joint with **3 constraints** that define that the origin of frame_a and the origin of frame_b coincide. By default this joint defines only the 3 constraints without any potential states. If parameter **enforceStates** is set to **true** in the "Advanced" menu, three states are introduced. Depending on parameter **useQuaternions** these are either quaternions and the relative angular velocity or 3 angles and the angle derivatives. In the latter case the orientation of frame_b is computed by rotating frame_a along the axes defined in parameter vector "sequence_angleStates" (default = {1,2,3}, i.e., the Cardan angle sequence) around the angles used as states. For example, the default is to rotate the x-axis of frame_a around angles[1], the new y-axis around angles[2] and the new z-axis around angles[3], arriving at frame_b. If angles are used as states there is the slight disadvantage that a singular configuration is present leading to a division by zero.

If this joint is used in a **chain** structure, a Modelica translator has to select orientation coordinates of a body as states, if the default setting is used. It is usually better to use relative coordinates in the spherical joint as states, and therefore in this situation parameter **enforceStates** might be set to **true**.

If this joint is used in a **loop** structure, the default setting results in a **cut-joint** that breaks the loop in independent kinematic pieces, hold together by the constraints of this joint. As a result, a Modelica translator will first try to select 3 generalized coordinates in the joints of the remaining parts of the loop and their first derivative as states and if this is not possible, e.g., because there are only spherical joints in the loop, will select coordinates from a body of the loop as states.

In the following figure the animation of a spherical joint is shown. The light blue coordinate system is frame_a and the dark blue coordinate system is frame_b of the joint. (here: angles_start = {45, 45, 45}°).



Parameters

Type	Name	Default	Description
Boolean	animation	true	= true, if animation shall be enabled (show sphere)
if animation = true			
Distance	sphereDiameter	world.defaultJointLength	Diameter of sphere representing the spherical joint [m]
Color	sphereColor	Modelica.Mechanics.MultiBody..	Color of sphere representing the spherical joint
SpecularCoefficient	specularCoefficient	world.defaultSpecularCoeffic...	Reflection of ambient light (= 0: light is completely absorbed)
Initialization			
Boolean	angles_fixed	false	= true, if angles_start are used as initial values, else as guess values
Angle	angles_start[3]	{0,0,0}	Initial values of angles to rotate frame_a around 'sequence_start' axes into frame_b [rad]
RotationSequence	sequence_start	{1,2,3}	Sequence of rotations to rotate frame_a into frame_b at initial time
Boolean	w_rel_a_fixed	false	= true, if w_rel_a_start are used as initial values, else as guess values
AngularVelocity	w_rel_a_start[3]	{0,0,0}	Initial values of angular velocity of frame_b with respect to frame_a, resolved in frame_a [rad/s]
Boolean	z_rel_a_fixed	false	= true, if z_rel_a_start are used as initial values, else as guess values
AngularAcceleration	z_rel_a_start[3]	{0,0,0}	Initial values of angular acceleration z_rel_a = der(w_rel_a) [rad/s ²]
Advanced			
Boolean	enforceStates	false	= true, if relative variables of spherical joint shall be used as

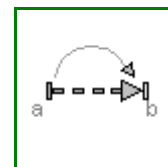
			states (StateSelect.always)
Boolean	useQuaternions	true	= true, if quaternions shall be used as states otherwise use 3 angles as states (provided enforceStates=true)
RotationSequence	sequence_angleStates	{1,2,3}	Sequence of rotations to rotate frame_a into frame_b around the 3 angles used as states

Connectors

Type	Name	Description
Frame_a	frame_a	Coordinate system fixed to the component with one cut-force and cut-torque
Frame_b	frame_b	Coordinate system fixed to the component with one cut-force and cut-torque

Modelica.Mechanics.MultiBody.Joints.FreeMotion

Free motion joint (6 degrees-of-freedom, 12 potential states)



Information

Joint which does not constrain the motion between frame_a and frame_b. Such a joint is only meaningful if the **relative** distance and orientation between frame_a and frame_b, and their derivatives, shall be used as **states**.

Note, that **bodies** such as Parts.Body, Parts.BodyShape, have potential states describing the distance and orientation, and their derivatives, between the **world frame** and a **body fixed frame**. Therefore, if these potential state variables are suited, a FreeMotion joint is not needed.

The states of the FreeMotion object are:

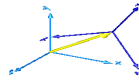
- The **relative position vector** r_{rel_a} from the origin of frame_a to the origin of frame_b, resolved in frame_a and the **relative velocity** v_{rel_a} of the origin of frame_b with respect to the origin of frame_a, resolved in frame_a (= $der(r_{rel_a})$).
- If parameter **useQuaternions** in the "Advanced" menu is **true** (this is the default), then **4 quaternions** are states. Additionally, the coordinates of the relative angular velocity vector are 3 potential states.
If **useQuaternions** in the "Advanced" menu is **false**, then **3 angles** and the derivatives of these angles are potential states. The orientation of frame_b is computed by rotating frame_a along the axes defined in parameter vector "sequence_angleStates" (default = {1,2,3}, i.e., the Cardan angle sequence) around the angles used as states. For example, the default is to rotate the x-axis of frame_a around angles[1], the new y-axis around angles[2] and the new z-axis around angles[3], arriving at frame_b.

The quaternions have the slight disadvantage that there is a non-linear constraint equation between the 4 quaternions. Therefore, at least one non-linear equation has to be solved during simulation. A tool might, however, analytically solve this simple constraint equation. Using the 3 angles as states has the disadvantage that there is a singular configuration in which a division by zero will occur. If it is possible to determine in advance for an application class that this singular configuration is outside of the operating region, the 3 angles might be used as states by setting **useQuaternions = false**.

In text books about 3-dimensional mechanics often 3 angles and the angular velocity are used as states. This is not the case here, since 3 angles and their derivatives are used as states (if useQuaternions = false). The reason is that for real-time simulation the discretization formula of the integrator might be "inlined" and solved together with the model equations. By appropriate symbolic transformation the performance is drastically increased if angles and their derivatives are used as states, instead of angles and the angular velocity.

If parameter **enforceStates** is set to **true** (= the default) in the "Advanced" menu, then FreeMotion variables are forced to be used as states according to the setting of parameters "useQuaternions" and "sequence_angleStates".

In the following figure the animation of a FreeMotion joint is shown. The light blue coordinate system is frame_a and the dark blue coordinate system is frame_b of the joint. (here: $r_rel_a_start = \{0.5, 0, 0.5\}$, $angles_start = \{45, 45, 45\}^0$).



Parameters

Type	Name	Default	Description
Boolean	animation	true	= true, if animation shall be enabled (show arrow from frame_a to frame_b)
Initialization			
Position	$r_rel_a.start[3]$	$\{0,0,0\}$	Position vector from origin of frame_a to origin of frame_b, resolved in frame_a [m]
Velocity	$v_rel_a.start[3]$	$\{0,0,0\}$	= $der(r_rel_a)$, i.e., velocity of origin of frame_b with respect to origin of frame_a, resolved in frame_a [m/s]
Acceleration	$a_rel_a.start[3]$	$\{0,0,0\}$	= $der(v_rel_a)$ [m/s ²]
Boolean	angles_fixed	false	= true, if angles_start are used as initial values, else as guess values
Angle	$angles_start[3]$	$\{0,0,0\}$	Initial values of angles to rotate frame_a around 'sequence_start' axes into frame_b [rad]
RotationSequence	sequence_start	$\{1,2,3\}$	Sequence of rotations to rotate frame_a into frame_b at initial time
Boolean	$w_rel_a_fixed$	false	= true, if $w_rel_a_start$ are used as initial values, else as guess values
AngularVelocity	$w_rel_a_start[3]$	$\{0,0,0\}$	Initial values of angular velocity of frame_b with respect to frame_a, resolved in frame_a [rad/s]
Boolean	$z_rel_a_fixed$	false	= true, if $z_rel_a_start$ are used as initial values, else as guess values
AngularAcceleration	$z_rel_a_start[3]$	$\{0,0,0\}$	Initial values of angular acceleration $z_rel_a = der(w_rel_a)$ [rad/s ²]
Animation			
if animation = true			
Length	arrowDiameter	world.defaultArrowDiameter	Diameter of arrow from frame_a to frame_b [m]
Color	arrowColor	Modelica.Mechanics.MultiBody..	Color of arrow

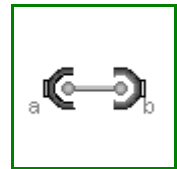
		.	
SpecularCoefficient	specularCoefficient	world.defaultSpecularCoeffic...	Reflection of ambient light (= 0: light is completely absorbed)
Advanced			
Boolean	enforceStates	true	= true, if relative variables between frame_a and frame_b shall be used as states
Boolean	useQuaternions	true	= true, if quaternions shall be used as states otherwise use 3 angles as states
RotationSequence	sequence_angleStates	{1,2,3}	Sequence of rotations to rotate frame_a into frame_b around the 3 angles used as states

Connectors

Type	Name	Description
Frame_a	frame_a	Coordinate system fixed to the component with one cut-force and cut-torque
Frame_b	frame_b	Coordinate system fixed to the component with one cut-force and cut-torque

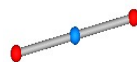
Modelica.Mechanics.MultiBody.Joints.SphericalSpherical

Spherical - spherical joint aggregation (1 constraint, no potential states) with an optional point mass in the middle



Information

Joint that has a spherical joint on each of its two ends. The rod connecting the two spherical joints is approximated by a point mass that is located in the middle of the rod. When the mass is set to zero (default), special code for a massless body is generated. In the following default animation figure, the two spherical joints are represented by two red spheres, the connecting rod by a grey cylinder and the point mass in the middle of the rod by a light blue sphere:



This joint introduces **one constraint** defining that the distance between the origin of frame_a and the origin of frame_b is constant (= rodLength). It is highly recommended to use this joint in loops whenever possible, because this enhances the efficiency considerably due to smaller systems of non-linear algebraic equations.

It is sometimes desirable to **compute** the **rodLength** of the connecting rod during initialization. For this, parameter **computeLength** has to be set to **true** and instead **one** other, easier to determine, position variable in the same loop needs to have a fixed attribute of **true**. For example, if a loop consists of one Revolute joint, one Prismatic joint and a SphericalSpherical joint, one may fix the start values of the revolute joint angle and of the relative distance of the prismatic joint in order to compute the rodLength of the rod.

It is not possible to connect other components, such as a body with mass properties or a special visual shape object to the rod connecting the two spherical joints. If this is needed, use instead joint Joints.**UniversalSpherical** that has this property.

Parameters

Type	Name	Default	Description
Boolean	animation	true	= true, if animation shall be enabled

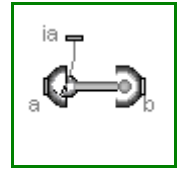
Boolean	showMass	true	= true, if mass shall be shown (provided animation = true and m > 0)
Boolean	computeRodLength	false	= true, if rodLength shall be computed during initialization (see info)
Length	rodLength		Distance between the origins of frame_a and frame_b (if computeRodLength=true, guess value) [m]
Mass	m	0	Mass of rod (= point mass located in middle of rod) [kg]
Animation			
if animation = true			
Diameter	sphereDiameter	world.defaultJointLength	Diameter of spheres representing the spherical joints [m]
Color	sphereColor	Modelica.Mechanics.MultiBody.. ..	Color of spheres representing the spherical joints
Diameter	rodDiameter	sphereDiameter/Types.Default.. .	Diameter of rod connecting the two spherical joint [m]
Color	rodColor	Modelica.Mechanics.MultiBody.. ..	Color of rod connecting the two spherical joints
SpecularCoefficient	specularCoefficient	world.defaultSpecularCoeffic.. ..	Reflection of ambient light (= 0: light is completely absorbed)
if animation = true and showMass = true and m > 0			
Diameter	massDiameter	sphereDiameter	Diameter of sphere representing the mass point [m]
Color	massColor	Modelica.Mechanics.MultiBody.. ..	Color of sphere representing the mass point
Advanced			
Boolean	kinematicConstraint	true	= false, if no constraint shall be defined, due to analytically solving a kinematic loop ("false" should not be used by user, but only by MultiBody.Joints.Assemblies joints)
Real	constraintResidue	rRod_0*rRod_0 - rodLength*ro...	Constraint equation of joint in residue form: Either length constraint (= default) or equation to compute rod force (for analytic solution of loops in combination with Internal.RevoluteWithLengthConstraint/ PrismaticWithLengthConstraint)
Boolean	checkTotalPower	false	= true, if total power flowing into this component shall be determined (must be zero)

Connectors

Type	Name	Description
Frame_a	frame_a	Coordinate system fixed to the component with one cut-force and cut-torque
Frame_b	frame_b	Coordinate system fixed to the component with one cut-force and cut-torque

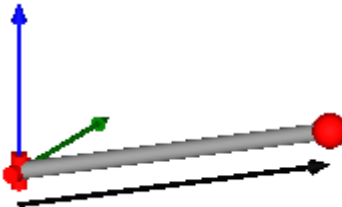
Modelica.Mechanics.MultiBody.Joints.UniversalSpherical

Universal - spherical joint aggregation (1 constraint, no potential states)



Information

This component consists of a **universal joint** at frame_a and a **spherical joint** at frame_b that are connected together with a **rigid rod**, see default aimation figure (the arrows are not part of the default animation):



This joint aggregation has no mass and no inertia and introduces the constraint that the distance between the origin of frame_a and the origin of frame_b is constant ($= \text{Frames.length}(\text{rRod_ia})$). The universal joint is defined in the following way:

- The rotation **axis** of revolute joint 1 is along parameter vector $\mathbf{n1_a}$ which is fixed in frame_a.
- The rotation **axis** of revolute joint 2 is perpendicular to axis 1 and to the line connecting the universal and the spherical joint.

The definition of axis 2 of the universal joint is performed according to the most often occuring case. In a future release, axis 2 might be explicitly definable via a parameter. However, the treatment is much more complicated and the number of operations is considerably higher, if axis 2 is not orthogonal to axis 1 and to the connecting rod.

Note, there is a **singularity** when axis 1 and the connecting rod are parallel to other. Therefore, if possible $\mathbf{n1_a}$ should be selected in such a way that it is perpendicular to $\mathbf{rRod_ia}$ in the initial configuration (i.e., the distance to the singularity is as large as possible).

An additional **frame_ia** is present. It is **fixed** in the connecting **rod** at the origin of **frame_a**. The placement of frame_ia on the rod is implicitly defined by the universal joint (frame_a and frame_ia coincide when the angles of the two revolute joints of the universal joint are zero) and by parameter vector $\mathbf{rRod_ia}$, the position vector from the origin of frame_a to the origin of frame_b, resolved in frame_ia.

The easiest way to define the parameters of this joint is by moving the MultiBody system in a **reference configuration** where **all frames** of all components are **parallel** to other (alternatively, at least frame_a and frame_ia of the UniversalSpherical joint should be parallel to other when defining an instance of this component). Since frame_a and frame_ia are parallel to other, vector $\mathbf{rRod_ia}$ from frame_a to frame_b resolved in frame_ia can be resolved in frame_a (or the **world frame**, if all frames are parallel to other).

This joint aggregation can be used in cases where in reality a rod with spherical joints at end are present. Such a system has an additional degree of freedom to rotate the rod along its axis. In practice this rotation is usually of no interested and is mathematically removed by replacing one of the spherical joints by a universal joint. Still, in most cases the Joints.SphericalSpherical joint aggregation can be used instead of the UniversalSpherical joint since the rod is animated and its mass properties are approximated by a point mass in the middle of the rod. The SphericalSpherical joint has the advantage that it does not have a singular configuration.

In the public interface of the UniversalSpherical joint, the following (final) **parameters** are provided:

```
parameter Real rodLength(unit="m") "Length of rod";
parameter Real eRod_ia[3] "Unit vector along rod, resolved in frame_ia";
parameter Real e2_ia [3] "Unit vector along axis 2, resolved in frame_ia";
```

This allows a more convenient definition of data which is related to the rod. For example, if a box shall be connected at frame_ia directing from the origin of frame_a to the middle of the rod, this might be defined as:

```

Modelica.Mechanics.MultiBody.Joints.UniversalSpherical jointUS(rRod_ia={1.2,
1, 0.2});
Modelica.Mechanics.MultiBody.Visualizers.FixedShape shape(shapeType
= "box",
lengthDirection = jointUS.eRod_ia,
widthDirection  = jointUS.e2_ia,
length          =
jointUS.rodLength/2,
width          =
jointUS.rodLength/10);
equation
connect(jointUS.frame_ia, shape.frame_a);

```

Parameters

Type	Name	Default	Description
Boolean	animation	true	= true, if animation shall be enabled
Boolean	showUniversalAxes	true	= true, if universal joint shall be visualized with two cylinders, otherwise with a sphere (provided animation=true)
Boolean	computeRodLength	false	= true, if distance between frame_a and frame_b shall be computed during initialization (see info)
Axis	n1_a	{0,0,1}	Axis 1 of universal joint resolved in frame_a (axis 2 is orthogonal to axis 1 and to rod) [1]
Position	rRod_ia[3]	{1,0,0}	Vector from origin of frame_a to origin of frame_b, resolved in frame_ia (if computeRodLength=true, rRod_ia is only an axis vector along the connecting rod) [m]
Animation			
if animation = true			
Diameter	sphereDiameter	world.defaultJointLength	Diameter of spheres representing the universal and the spherical joint [m]
Color	sphereColor	Modelica.Mechanics.MultiBody.. ..	Color of spheres representing the universal and the spherical joint
ShapeType	rodShapeType	"cylinder"	Shape type of rod connecting the universal and the spherical joint
Distance	rodWidth	sphereDiameter/Types.Default.. ..	Width of rod shape in direction of axis 2 of universal joint. [m]
Distance	rodHeight	rodWidth	Height of rod shape in direction that is orthogonal to rod and to axis 2 [m]
ShapeExtra	rodExtra	0.0	Additional parameter depending on rodShapeType
Color	rodColor	Modelica.Mechanics.MultiBody.. ..	Color of rod shape connecting the universal and the spherical joints
SpecularCoefficient	specularCoefficient	world.defaultSpecularCoeffic...	Reflection of ambient light (= 0: light is completely absorbed)
if animation = true and showUniversalAxes			
Distance	cylinderLength	world.defaultJointLength	Length of cylinders representing the two universal joint axes [m]

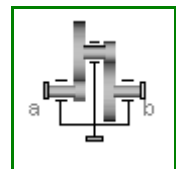
Distance	cylinderDiameter	world.defaultJointWidth	Diameter of cylinders representing the two universal joint axes [m]
Color	cylinderColor	Modelica.Mechanics.MultiBody.. ..	Color of cylinders representing the two universal joint axes
Advanced			
Boolean	kinematicConstraint	true	= false, if no constraint shall be defined, due to analytically solving a kinematic loop
Real	constraintResidue	rRod_0*rRod_0 - rodLength*ro...	Constraint equation of joint in residue form: Either length constraint (= default) or equation to compute rod force (for analytic solution of loops in combination with Internal.RevoluteWithLengthConstraint/ PrismaticWithLengthConstraint)
Boolean	checkTotalPower	false	= true, if total power flowing into this component shall be determined (must be zero)

Connectors

Type	Name	Description
Frame_a	frame_a	Coordinate system fixed to the component with one cut-force and cut-torque
Frame_b	frame_b	Coordinate system fixed to the component with one cut-force and cut-torque
Frame_a	frame_i a	Coordinate system at the origin of frame_a, fixed at the rod connecting the universal with the spherical joint

Modelica.Mechanics.MultiBody.Joints.GearConstraint

Ideal 3-dim. gearbox (arbitrary shaft directions)



Information

This ideal massless joint provides a gear constraint between frames `frame_a` and `frame_b`. The axes of rotation of `frame_a` and `frame_b` may be arbitrary.

Reference

SCHWEIGER, Christian ; OTTER, Martin: [Modelling 3D Mechanical Effects of 1-dim. Powertrains](#). In: *Proceedings of the 3rd International Modelica Conference*. Linköping : The Modelica Association and Linköping University, November 3-4, 2003, pp. 149-158

Parameters

Type	Name	Default	Description
Real	ratio		Gear speed ratio
Axis	n_a	{1,0,0}	Axis of rotation of shaft a (same coordinates in frame_a, frame_b, bearing) [1]
Axis	n_b	{1,0,0}	Axis of rotation of shaft b (same coordinates in frame_a, frame_b, bearing) [1]
Position	r_a[3]	{0,0,0}	Vector from frame bearing to frame_a resolved in bearing [m]
Position	r_b[3]	{0,0,0}	Vector from frame bearing to frame_b resolved in bearing [m]

Connectors

Type	Name	Description
Frame_a	frame_a	Coordinate system fixed to the component with one cut-force and cut-torque
Frame_b	frame_b	Coordinate system fixed to the component with one cut-force and cut-torque
Frame_a	bearing	Coordinate system fixed in the bearing

Modelica.Mechanics.MultiBody.Joints.Assemblies

Joint aggregations for analytic loop handling

Information

The joints in this package are mainly designed to be used in **kinematic loop** structures. Every component consists of **3 elementary joints**. These joints are combined in such a way that the kinematics of the 3 joints between frame_a and frame_b are computed from the movement of frame_a and frame_b, i.e., there are **no constraints** between frame_a and frame_b. This requires to solve a **non-linear system of equations** which is performed **analytically** (i.e., when a mathematical solution exists, it is computed efficiently and reliably). A detailed description how to use these joints is provided in

[MultiBody.UsersGuide.Tutorial.LoopStructures.AnalyticLoopHandling](#).

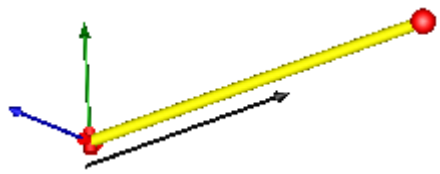
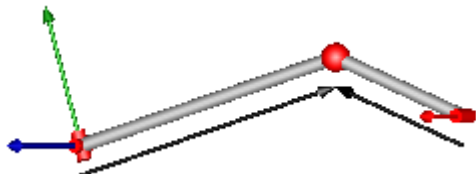
The assembly joints in this package are named **JointXYZ** where **XYZ** are the first letters of the elementary joints used in the component, in particular:

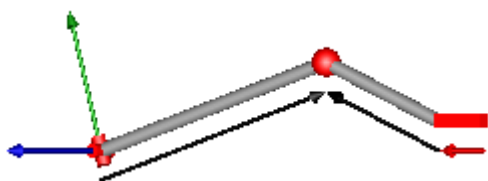
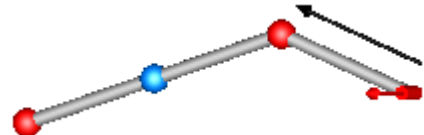
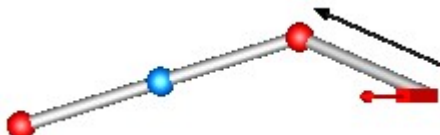
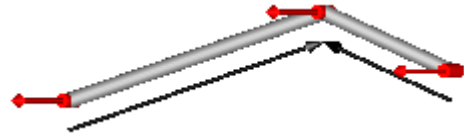

P	Prismatic joint
R	Revolute joint
S	Spherical joint
U	Universal joint

For example, JointUSR is an assembly joint consisting of a universal, a spherical and a revolute joint.

This package contains the following models:

Content

Model	Description
JointUPS	Universal - prismatic - spherical joint aggregation 
JointUSR	Universal - spherical - revolute joint aggregation 
JointUSP	Universal - spherical - prismatic joint aggregation

	
JointSSR	Spherical - spherical - revolute joint aggregation with an optional mass point at the rod connecting the two spherical joints 
JointSSP	Spherical - spherical - prismatic joint aggregation with an optional mass point at the rod connecting the two spherical joints 
JointRRR	Revolute - revolute - revolute joint aggregation for planar loops 
JointRRP	Revolute - revolute - prismatic joint aggregation for planar loops 

Note, no component of this package has potential states, since the components are designed in such a way that the generalized coordinates of the used elementary joints are computed from the frame_a and frame_b coordinates. Still, it is possible to use the components in a tree structure. In this case states are selected from bodies that are connected to the frame_a or frame_b side of the component. In most cases this gives a less efficient solution, as if elementary joints of package Modelica.Mechanics.MultiBody.Joints would be used directly.

The analytic handling of kinematic loops by using joint aggregations with 6 degrees of freedom as provided in this package, is a **new** methodology. It is based on a more general method for solving non-linear equations of kinematic loops developed by Woernle and Hiller. An automatic application of this more general method is difficult, and a manual application is only suited for specialists in this field. The method introduced here is a compromise: It can be quite easily applied by an end user, but for a smaller class of kinematic loops. The method of the "characteristic pair of joints" from Woernle and Hiller is described in:








Woernle C.:

Ein systematisches Verfahren zur Aufstellung der geometrischen Schliessbedingungen in kinematischen Schleifen mit Anwendung bei der Rückwärtstransformation für Industrieroboter.
Fortschritt-Berichte VDI, Reihe 18, Nr. 59, Duesseldorf: VDI-Verlag 1988, ISBN 3-18-145918-6.

Hiller M., and Woernle C.: **A Systematic Approach for Solving the Inverse Kinematic Problem of Robot Manipulators.**

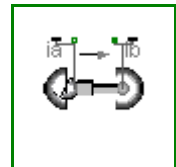
Proceedings 7th World Congress Th. Mach. Mech., Sevilla 1987.

Package Content

Name	Description
 JointUPS	Universal - prismatic - spherical joint aggregation (no constraints, no potential states)
 JointUSR	Universal - spherical - revolute joint aggregation (no constraints, no potential states)
 JointUSP	Universal - spherical - prismatic joint aggregation (no constraints, no potential states)
 JointSSR	Spherical - spherical - revolute joint aggregation with mass (no constraints, no potential states)
 JointSSP	Spherical - spherical - prismatic joint aggregation with mass (no constraints, no potential states)
 JointRRR	Planar revolute - revolute - revolute joint aggregation (no constraints, no potential states)
 JointRRP	Planar revolute - revolute - prismatic joint aggregation (no constraints, no potential states)

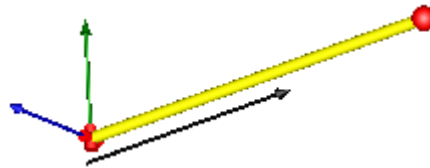
Modelica.Mechanics.MultiBody.Joints.Assemblies.JointUPS

Universal - prismatic - spherical joint aggregation (no constraints, no potential states)



Information

This component consists of a **universal** joint at frame_a, a **spherical** joint at frame_b and a **prismatic** joint along the line connecting the origin of frame_a and the origin of frame_b, see the default animation in the following figure (the axes vectors are not part of the default animation):



This joint aggregation has no mass and no inertia and introduces neither constraints nor potential state variables. It is especially useful to build up more complicated force elements where the mass and/or inertia of the force element shall be taken into account.

The universal joint is defined in the following way:

- The rotation **axis** of revolute joint **1** is along parameter vector $n1_a$ which is fixed in frame_a.
- The rotation **axis** of revolute joint **2** is perpendicular to axis 1 and to the line connecting the universal and the spherical joint.

The definition of axis 2 of the universal joint is performed according to the most often occurring case. In a future release, axis 2 might be explicitly definable via a parameter. However, the treatment is much more complicated and the number of operations is considerably higher, if axis 2 is not orthogonal to axis 1 and to the connecting rod.

Note, there is a **singularity** when axis 1 and the connecting line are parallel to each other. Therefore, if possible $n1_a$ should be selected in such a way that it is perpendicular to $nAxis_ia$ in the initial configuration (i.e., the distance to the singularity is as large as possible).

An additional **frame_ia** is present. It is **fixed** on the line connecting the universal and the spherical joint at the origin of **frame_a**. The placement of frame_ia on this line is implicitly defined by the universal joint (frame_a and frame_ia coincide when the angles of the two revolute joints of the universal joint are zero) and by parameter vector $nAxis_ia$, an axis vector directed along the line from the origin of frame_a to the spherical joint, resolved in frame_ia.

An additional **frame_ib** is present. It is **fixed** in the line connecting the prismatic and the spherical joint at the origin of **frame_b**. It is always parallel to **frame_ia**.

Note, this joint aggregation can be used in cases where in reality a rod with spherical joints at each end are present. Such a system has an additional degree of freedom to rotate the rod along its axis. In practice this rotation is usually of no interest and is mathematically removed by replacing one of the spherical joints by a universal joint.

The easiest way to define the parameters of this joint is by moving the MultiBody system in a **reference configuration** where **all frames** of all components are **parallel** to each other (alternatively, at least frame_a, frame_ia and frame_ib of the JointUPS joint should be parallel to each other when defining an instance of this component).

Parameters

Type	Name	Default	Description
Boolean	animation	true	= true, if animation shall be enabled
Boolean	showUniversalAxes	true	= true, if universal joint shall be visualized with two cylinders, otherwise with a sphere (provided animation=true)
Axis	n1_a	{0,0,1}	Axis 1 of universal joint resolved in frame_a (axis 2 is orthogonal to axis 1 and to line from universal to spherical joint) [1]
Position	nAxis_ia[3]	{1,0,0}	Axis vector along line from origin of frame_a to origin of frame_b, resolved in frame_ia [m]
Position	s_offset	0	Relative distance offset (distance between frame_a and frame_b = $s(t) + s_offset$) [m]
Animation			
if animation = true			
Diameter	sphereDiameter	world.defaultJointLength	Diameter of spheres representing the spherical joints [m]
Color	sphereColor	Modelica.Mechanics.MultiBody..	Color of spheres representing the spherical joints
Diameter	axisDiameter	sphereDiameter/Types.Default..	Diameter of cylinder on the connecting line from frame_a to frame_b [m]
Color	axisColor	Modelica.Mechanics.MultiBody..	Color of cylinder on the connecting line from frame_a to frame_b
SpecularCoefficient	specularCoefficient	world.defaultSpecularCoeffic...	Reflection of ambient light (= 0: light is completely absorbed)
if animation = true and showUniversalAxes			
Distance	cylinderLength	world.defaultJointLength	Length of cylinders representing the two universal joint axes [m]
Distance	cylinderDiameter	world.defaultJointWidth	Diameter of cylinders representing the two universal joint axes [m]
Color	cylinderColor	Modelica.Mechanics.MultiBody..	Color of cylinders representing the two universal joint axes

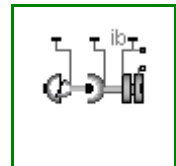
Advanced			
Boolean	checkTotalPower	false	= true, if total power flowing into this component shall be determined (must be zero)

Connectors

Type	Name	Description
Frame_a	frame_a	Coordinate system fixed to the component with one cut-force and cut-torque
Frame_b	frame_b	Coordinate system fixed to the component with one cut-force and cut-torque
Frame_a	frame_ia	Coordinate system at origin of frame_a fixed at prismatic joint
Frame_b	frame_ib	Coordinate system at origin of frame_b fixed at prismatic joint
Flange_a	axis	1-dim. translational flange that drives the prismatic joint
Flange_b	bearing	1-dim. translational flange of the drive bearing of the prismatic joint

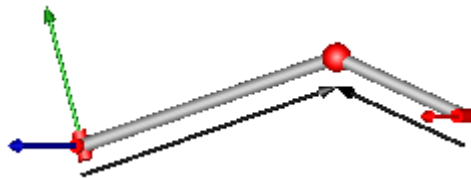
Modelica.Mechanics.MultiBody.Joints.Assemblies.JointUSR

Universal - spherical - revolute joint aggregation (no constraints, no potential states)



Information

This component consists of a **universal** joint at frame_a, a **revolute** joint at frame_b and a **spherical** joint which is connected via **rod1** to the universal and via **rod2** to the revolute joint, see the default animation in the following figure (the axes vectors are not part of the default animation):



This joint aggregation has no mass and no inertia and introduces neither constraints nor potential state variables. It should be used in kinematic loops whenever possible since the non-linear system of equations introduced by this joint aggregation is solved **analytically** (i.e., a solution is always computed, if a unique solution exists).

The universal joint is defined in the following way:

- The rotation **axis** of revolute joint **1** is along parameter vector **n1_a** which is fixed in frame_a.
- The rotation **axis** of revolute joint **2** is perpendicular to axis 1 and to the line connecting the universal and the spherical joint (= rod 1).

The definition of axis 2 of the universal joint is performed according to the most often occurring case. In a future release, axis 2 might be explicitly definable via a parameter. However, the treatment is much more complicated and the number of operations is considerably higher, if axis 2 is not orthogonal to axis 1 and to the connecting rod.

Note, there is a **singularity** when axis 1 and the connecting rod are parallel to each other. Therefore, if possible **n1_a** should be selected in such a way that it is perpendicular to **rRod1_ia** in the initial configuration (i.e., the distance to the singularity is as large as possible).

The rest of this joint aggregation is defined by the following parameters:

- The position of the spherical joint with respect to the universal joint is defined by vector **rRod1_ia**. This vector is directed from frame_a to the spherical joint and is resolved in frame_ia (it is most

- simple to select frame_ia such that it is parallel to frame_a in the reference or initial configuration).
- The position of the spherical joint with respect to the revolute joint is defined by vector **rRod2_ib**. This vector is directed from the inner frame of the revolute joint (frame_ib or revolute.frame_a) to the spherical joint and is resolved in frame_ib (note, that frame_ib and frame_b are parallel to each other).
- The axis of rotation of the revolute joint is defined by axis vector **n_b**. It is fixed and resolved in frame_b.
- When specifying this joint aggregation with the definitions above, **two** different **configurations** are possible. Via parameter **phi_guess** a guess value for revolute.phi(t0) at the initial time t0 is given. The configuration is selected that is closest to phi_guess ($|\text{revolute.phi} - \text{phi_guess}|$ is minimal).

An additional **frame_ia** is present. It is **fixed** in the rod connecting the universal and the spherical joint at the origin of **frame_a**. The placement of frame_ia on the rod is implicitly defined by the universal joint (frame_a and frame_ia coincide when the angles of the two revolute joints of the universal joint are zero) and by parameter vector **rRod1_ia**, the position vector from the origin of frame_a to the spherical joint, resolved in frame_ia.

An additional **frame_ib** is present. It is **fixed** in the rod connecting the revolute and the spherical joint at the side of the revolute joint that is connected to this rod (= rod2.frame_a = revolute.frame_a).

An additional **frame_im** is present. It is **fixed** in the rod connecting the revolute and the spherical joint at the side of the spherical joint that is connected to this rod (= rod2.frame_b). It is always parallel to **frame_ib**.

The easiest way to define the parameters of this joint is by moving the MultiBody system in a **reference configuration** where **all frames** of all components are **parallel** to each other (alternatively, at least frame_a and frame_ia of the JointUSR joint should be parallel to each other when defining an instance of this component).

In the public interface of the JointUSR joint, the following (final) **parameters** are provided:

```
parameter Real rodLength(unit="m") "Length of rod 1";
parameter Real eRod1_ia[3] "Unit vector along rod 1, resolved in frame_ia";
parameter Real e2_ia [3] "Unit vector along axis 2, resolved in frame_ia";
```

This allows a more convenient definition of data which is related to rod 1. For example, if a box shall be connected at frame_ia directing from the origin of frame_a to the middle of rod 1, this might be defined as:

```
Modelica.Mechanics.MultiBody.Joints.Assemblies.JointUSP
jointUSR(rRod1_ia={1.2, 1, 0.2});
Modelica.Mechanics.MultiBody.Visualizers.FixedShape shape(shapeType
= "box",
lengthDirection =
jointUSR.eRod1_ia,
widthDirection = jointUSR.e2_ia,
length =
jointUSR.rodLength/2,
width =
jointUSR.rodLength/10);
equation
connect(jointUSP.frame_ia, shape.frame_a);
```

Parameters

Type	Name	Default	Description
Boolean	animation	true	= true, if animation shall be enabled
Boolean	showUniversalAxes	true	= true, if universal joint shall be

			visualized with two cylinders, otherwise with a sphere (provided animation=true)
Axis	n1_a	{0,0,1}	Axis 1 of universal joint fixed and resolved in frame_a (axis 2 is orthogonal to axis 1 and to rod 1) [1]
Axis	n_b	{0,0,1}	Axis of revolute joint fixed and resolved in frame_b [1]
Position	rRod1_ia[3]	{1,0,0}	Vector from origin of frame_a to spherical joint, resolved in frame_ia [m]
Position	rRod2_ib[3]	{-1,0,0}	Vector from origin of frame_ib to spherical joint, resolved in frame_ib [m]
Angle_deg	phi_offset	0	Relative angle offset of revolute joint (angle = phi(t) + from_deg(phi_offset)) [deg]
Angle_deg	phi_guess	0	Select the configuration such that at initial time phi(t0) - from_deg(phi_guess) is minimal [deg]
Animation			
if animation = true			
Diameter	sphereDiameter	world.defaultJointLength	Diameter of the spheres representing the universal and the spherical joint [m]
Color	sphereColor	Modelica.Mechanics.MultiBody..	Color of the spheres representing the universal and the spherical joint
Diameter	rod1Diameter	sphereDiameter/Types.Default..	Diameter of rod 1 connecting the universal and the spherical joint [m]
Color	rod1Color	Modelica.Mechanics.MultiBody..	Color of rod 1 connecting the universal and the spherical joint
Diameter	rod2Diameter	rod1Diameter	Diameter of rod 2 connecting the revolute and the spherical joint [m]
Color	rod2Color	rod1Color	Color of rod 2 connecting the revolute and the spherical joint
Diameter	revoluteDiameter	world.defaultJointWidth	Diameter of cylinder representing the revolute joint [m]
Distance	revoluteLength	world.defaultJointLength	Length of cylinder representing the revolute joint [m]
Color	revoluteColor	Modelica.Mechanics.MultiBody..	Color of cylinder representing the revolute joint
SpecularCoefficient	specularCoefficient	world.defaultSpecularCoeffic...	Reflection of ambient light (= 0: light is completely absorbed)
if animation = true and showUniversalAxes			
Distance	cylinderLength	world.defaultJointLength	Length of cylinders representing the two universal joint axes [m]

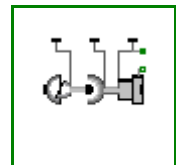
Distance	cylinderDiameter	world.defaultJointWidth	Diameter of cylinders representing the two universal joint axes [m]
Color	cylinderColor	Modelica.Mechanics.MultiBody..	Color of cylinders representing the two universal joint axes
Advanced			
Boolean	checkTotalPower	false	= true, if total power flowing into this component shall be determined (must be zero)

Connectors

Type	Name	Description
Frame_a	frame_a	Coordinate system fixed to the component with one cut-force and cut-torque
Frame_b	frame_b	Coordinate system fixed to the component with one cut-force and cut-torque
Frame_a	frame_ia	Coordinate system at origin of frame_a fixed at connecting rod of universal and spherical joint
Frame_b	frame_ib	Coordinate system at origin of frame_b fixed at connecting rod of spherical and revolute joint
Frame_b	frame_im	Coordinate system at origin of spherical joint fixed at connecting rod of spherical and revolute joint
Flange_a	axis	1-dim. rotational flange that drives the revolute joint
Flange_b	bearing	1-dim. rotational flange of the drive bearing of the revolute joint

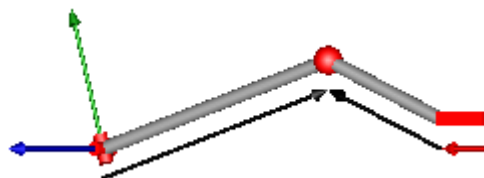
Modelica.Mechanics.MultiBody.Joints.Assemblies.JointUSP

Universal - spherical - prismatic joint aggregation (no constraints, no potential states)



Information

This component consists of a **universal** joint at frame_a, a **prismatic** joint at frame_b and a **spherical** joint which is connected via **rod1** to the universal and via **rod2** to the prismatic joint, see the default animation in the following figure (the axes vectors are not part of the default animation):



This joint aggregation has no mass and no inertia and introduces neither constraints nor potential state variables. It should be used in kinematic loops whenever possible since the non-linear system of equations introduced by this joint aggregation is solved **analytically** (i.e., a solution is always computed, if a unique solution exists).

The universal joint is defined in the following way:

- The rotation **axis** of revolute joint 1 is along parameter vector n1_a which is fixed in frame_a.
- The rotation **axis** of revolute joint 2 is perpendicular to axis 1 and to the line connecting the universal and the spherical joint (= rod 1).

The definition of axis 2 of the universal joint is performed according to the most often occurring case. In a future release, axis 2 might be explicitly definable via a parameter. However, the treatment is much more complicated and the number of operations is considerably higher, if axis 2 is not orthogonal to axis 1 and to

the connecting rod.

Note, there is a **singularity** when axis 1 and the connecting rod are parallel to each other. Therefore, if possible `n1_a` should be selected in such a way that it is perpendicular to `rRod1_ia` in the initial configuration (i.e., the distance to the singularity is as large as possible).

The rest of this joint aggregation is defined by the following parameters:

- The position of the spherical joint with respect to the universal joint is defined by vector **rRod1_ia**. This vector is directed from `frame_a` to the spherical joint and is resolved in `frame_ia` (it is most simple to select `frame_ia` such that it is parallel to `frame_a` in the reference or initial configuration).
- The position of the spherical joint with respect to the prismatic joint is defined by vector **rRod2_ib**. This vector is directed from the inner frame of the prismatic joint (`frame_ib` or `prismatic.frame_a`) to the spherical joint and is resolved in `frame_ib` (note, that `frame_ib` and `frame_b` are parallel to each other).
- The axis of translation of the prismatic joint is defined by axis vector **n_b**. It is fixed and resolved in `frame_b`.
- The two frames of the prismatic joint, i.e., `frame_b` and `frame_ib`, are parallel to each other. The distance between the origins of these two frames along axis `n_b` is equal to "`prismatic.s(t)` + `s_offset`", where "`prismatic.s(t)`" is a time varying variable and "`s_offset`" is a fixed, constant offset parameter.
- When specifying this joint aggregation with the definitions above, **two** different **configurations** are possible. Via parameter **s_guess** a guess value for `prismatic.s(t0)` at the initial time `t0` is given. The configuration is selected that is closest to `s_guess` ($|\text{prismatic.s} - \text{s_guess}|$ is minimal).

An additional **frame_ia** is present. It is **fixed** in the rod connecting the universal and the spherical joint at the origin of **frame_a**. The placement of `frame_ia` on the rod is implicitly defined by the universal joint (`frame_a` and `frame_ia` coincide when the angles of the two revolute joints of the universal joint are zero) and by parameter vector **rRod1_ia**, the position vector from the origin of `frame_a` to the spherical joint, resolved in `frame_ia`.

An additional **frame_ib** is present. It is **fixed** in the rod connecting the prismatic and the spherical joint at the side of the prismatic joint that is connected to this rod ($\text{rod2.frame_a} = \text{prismatic.frame_a}$). It is always parallel to **frame_b**.

An additional **frame_im** is present. It is **fixed** in the rod connecting the prismatic and the spherical joint at the side of the spherical joint that is connected to this rod (rod2.frame_b). It is always parallel to **frame_b**.

The easiest way to define the parameters of this joint is by moving the MultiBody system in a **reference configuration** where **all frames** of all components are **parallel** to each other (alternatively, at least `frame_a` and `frame_ia` of the JointUSP joint should be parallel to each other when defining an instance of this component).

In the public interface of the JointUSP joint, the following (final) **parameters** are provided:

```
parameter Real rod1Length(unit="m") "Length of rod 1";
parameter Real eRod1_ia[3] "Unit vector along rod 1, resolved in frame_ia";
parameter Real e2_ia [3] "Unit vector along axis 2, resolved in frame_ia";
```

This allows a more convenient definition of data which is related to rod 1. For example, if a box shall be connected at `frame_ia` directing from the origin of `frame_a` to the middle of rod 1, this might be defined as:

```
Modelica.Mechanics.MultiBody.Joints.Assemblies.JointUSP
jointUSP(rRod1_ia={1.2, 1, 0.2});
Modelica.Mechanics.MultiBody.Visualizers.FixedShape shape(shapeType
= "box",
lengthDirection =
jointUSP.eRod1_ia,
widthDirection = jointUSP.e2_ia,
length =
jointUSP.rod1Length/2,
width =
jointUSP.rod1Length/10);
```

```
equation
  connect(jointUSP.frame_ia, shape.frame_a);
```

Parameters

Type	Name	Default	Description
Boolean	animation	true	= true, if animation shall be enabled
Boolean	showUniversalAxes	true	= true, if universal joint shall be visualized with two cylinders, otherwise with a sphere (provided animation=true)
Axis	n1_a	{0,0,1}	Axis 1 of universal joint fixed and resolved in frame_a (axis 2 is orthogonal to axis 1 and to rod 1) [1]
Axis	n_b	{-1,0,0}	Axis of prismatic joint fixed and resolved in frame_b [1]
Position	rRod1_ia[3]	{1,0,0}	Vector from origin of frame_a to spherical joint, resolved in frame_ia [m]
Position	rRod2_ib[3]	{-1,0,0}	Vector from origin of frame_ib to spherical joint, resolved in frame_ib (frame_ib is parallel to frame_b) [m]
Position	s_offset	0	Relative distance offset of prismatic joint (distance between the prismatic joint frames = s(t) + s_offset) [m]
Position	s_guess	0	Select the configuration such that at initial time s(t0)-s_guess is minimal [m]
Animation			
if animation = true			
Diameter	sphereDiameter	world.defaultJointLength	Diameter of the spheres representing the universal and the spherical joint [m]
Color	sphereColor	Modelica.Mechanics.MultiBody..	Color of the spheres representing the universal and the spherical joint
Diameter	rod1Diameter	sphereDiameter/Types.Default..	Diameter of rod 1 connecting the universal and the spherical joint [m]
Color	rod1Color	Modelica.Mechanics.MultiBody..	Color of rod 1 connecting the universal and the spherical joint
Diameter	rod2Diameter	rod1Diameter	Diameter of rod 2 connecting the prismatic and the spherical joint [m]
Color	rod2Color	rod1Color	Color of rod 2 connecting the prismatic and the spherical joint

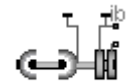
Axis	boxWidthDirection	{0,1,0}	Vector in width direction of prismatic joint, resolved in frame_b [1]
Distance	boxWidth	world.defaultJointWidth	Width of prismatic joint box [m]
Distance	boxHeight	boxWidth	Height of prismatic joint box [m]
Color	boxColor	sphereColor	Color of prismatic joint box
SpecularCoefficient	specularCoefficient	world.defaultSpecularCoeffic...	Reflection of ambient light (= 0: light is completely absorbed)
if animation = true and showUniversalAxes			
Distance	cylinderLength	world.defaultJointLength	Length of cylinders representing the two universal joint axes [m]
Distance	cylinderDiameter	world.defaultJointWidth	Diameter of cylinders representing the two universal joint axes [m]
Color	cylinderColor	Modelica.Mechanics.MultiBody..	Color of cylinders representing the two universal joint axes
Advanced			
Boolean	checkTotalPower	false	= true, if total power flowing into this component shall be determined (must be zero)

Connectors

Type	Name	Description
Frame_a	frame_a	Coordinate system fixed to the component with one cut-force and cut-torque
Frame_b	frame_b	Coordinate system fixed to the component with one cut-force and cut-torque
Frame_a	frame_ia	Coordinate system at origin of frame_a fixed at connecting rod of universal and spherical joint
Frame_b	frame_ib	Coordinate system at origin of frame_b fixed at connecting rod of spherical and prismatic joint
Frame_b	frame_im	Coordinate system at origin of spherical joint fixed at connecting rod of spherical and prismatic joint
Flange_a	axis	1-dim. translational flange that drives the prismatic joint
Flange_b	bearing	1-dim. translational flange of the drive bearing of the prismatic joint

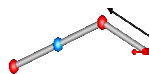
Modelica.Mechanics.MultiBody.Joints.Assemblies.JointSSR

Spherical - spherical - revolute joint aggregation with mass (no constraints, no potential states)



Information

This component consists of a **spherical** joint 1 at frame_a, a **revolute** joint at frame_b and a **spherical** joint 2 which is connected via rod 1 to the spherical joint 1 and via rod 2 to the revolute joint, see the default animation in the following figure (the axes vectors are not part of the default animation):



Besides an optional point mass in the middle of rod 1, this joint aggregation has no mass and no inertia, and introduces neither constraints nor potential state variables. It should be used in kinematic loops whenever

possible since the non-linear system of equations introduced by this joint aggregation is solved **analytically** (i.e., a solution is always computed, if a unique solution exists).

An additional **frame_ib** is present. It is **fixed** in rod 2 connecting the revolute and the spherical joint at the side of the revolute joint that is connected to this rod (= rod2.frame_a = revolute.frame_a).

An additional **frame_im** is present. It is **fixed** in rod 2 connecting the revolute and the spherical joint at the side of spherical joint 2 that is connected to this rod (= rod2.frame_b). It is always parallel to **frame_ib**.

The easiest way to define the parameters of this joint is by moving the MultiBody system in a **reference configuration** where **all frames** of all components are **parallel** to each other (alternatively, at least frame_b and frame_ib of the JointSSR joint should be parallel to each other when defining an instance of this component).

Parameters

Type	Name	Default	Description
Boolean	animation	true	= true, if animation shall be enabled
Boolean	showMass	true	= true, if point mass on rod 1 shall be shown (provided animation = true and rod1Mass > 0)
Length	rod1Length		Distance between the origins of the two spherical joints [m]
Mass	rod1Mass	0	Mass of rod 1 (= point mass located in middle of rod connecting the two spherical joints) [kg]
Axis	n_b	{0,0,1}	Axis of revolute joint fixed and resolved in frame_b [1]
Position	rRod2_ib[3]	{1,0,0}	Vector from origin of frame_ib to spherical joint in the middle, resolved in frame_ib [m]
Angle_deg	phi_offset	0	Relative angle offset of revolute joint (angle = phi(t) + from_deg(phi_offset)) [deg]
Angle_deg	phi_guess	0	Select the configuration such that at initial time phi(t0) - from_deg(phi_guess) is minimal [deg]
Animation			
if animation = true			
Diameter	sphereDiameter	world.defaultJointLength	Diameter of the spheres representing the two spherical joints [m]
Color	sphereColor	Modelica.Mechanics.MultiBody..	Color of the spheres representing the two spherical joints
Diameter	rod1Diameter	sphereDiameter/Types.Default..	Diameter of rod 1 connecting the two spherical joints [m]
Color	rod1Color	Modelica.Mechanics.MultiBody..	Color of rod 1 connecting the two spherical joint
Diameter	rod2Diameter	rod1Diameter	Diameter of rod 2 connecting the

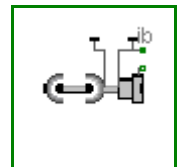
			revolute joint and spherical joint 2 [m]
Color	rod2Color	rod1Color	Color of rod 2 connecting the revolute joint and spherical joint 2
Diameter	revoluteDiameter	world.defaultJointWidth	Diameter of cylinder representing the revolute joint [m]
Distance	revoluteLength	world.defaultJointLength	Length of cylinder representing the revolute joint [m]
Color	revoluteColor	Modelica.Mechanics.MultiBody..	Color of cylinder representing the revolute joint
SpecularCoefficient	specularCoefficient	world.defaultSpecularCoeffic...	Reflection of ambient light (= 0: light is completely absorbed)
Advanced			
Boolean	checkTotalPower	false	= true, if total power flowing into this component shall be determined (must be zero)

Connectors

Type	Name	Description
Frame_a	frame_a	Coordinate system fixed to the component with one cut-force and cut-torque
Frame_b	frame_b	Coordinate system fixed to the component with one cut-force and cut-torque
Frame_b	frame_ib	Coordinate system at origin of frame_b fixed at connecting rod of spherical and revolute joint
Frame_b	frame_im	Coordinate system at origin of spherical joint in the middle fixed at connecting rod of spherical and revolute joint
Flange_a	axis	1-dim. rotational flange that drives the revolute joint
Flange_b	bearing	1-dim. rotational flange of the drive bearing of the revolute joint

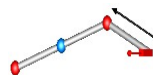
Modelica.Mechanics.MultiBody.Joints.Assemblies.JointSSP

Spherical - spherical - prismatic joint aggregation with mass (no constraints, no potential states)



Information

This component consists of a **spherical** joint 1 at frame_a, a **prismatic** joint at frame_b and a **spherical** joint 2 which is connected via rod 1 to the spherical joint 1 and via rod 2 to the prismatic joint, see the default animation in the following figure (the axes vectors are not part of the default animation):



Besides an optional point mass in the middle of rod 1, this joint aggregation has no mass and no inertia, and introduces neither constraints nor potential state variables. It should be used in kinematic loops whenever possible since the non-linear system of equations introduced by this joint aggregation is solved **analytically** (i.e., a solution is always computed, if a unique solution exists).

An additional **frame_ib** is present. It is **fixed** in rod 2 connecting the prismatic and the spherical joint at the side of the prismatic joint that is connected to this rod (= rod2.frame_a = prismatic.frame_a).

An additional **frame_im** is present. It is **fixed** in rod 2 connecting the prismatic and the spherical joint at the

side of spherical joint 2 that is connected to this rod (= rod2.frame_b). It is always parallel to **frame_ib**.

The easiest way to define the parameters of this joint is by moving the MultiBody system in a **reference configuration** where **all frames** of all components are **parallel** to each other (alternatively, at least frame_b and frame_ib of the JointSSP joint should be parallel to each other when defining an instance of this component).

Parameters

Type	Name	Default	Description
Boolean	animation	true	= true, if animation shall be enabled
Boolean	showMass	true	= true, if point mass on rod 1 shall be shown (provided animation = true and rod1Mass > 0)
Length	rod1Length		Distance between the origins of the two spherical joints [m]
Mass	rod1Mass	0	Mass of rod 1 (= point mass located in middle of rod connecting the two spherical joints) [kg]
Axis	n_b	{0,0,1}	Axis of prismatic joint fixed and resolved in frame_b [1]
Position	rRod2_ib[3]	{1,0,0}	Vector from origin of frame_ib to spherical joint in the middle, resolved in frame_ib [m]
Position	s_offset	0	Relative distance offset of prismatic joint (distance between frame_b and frame_ib = s(t) + s_offset) [m]
Position	s_guess	0	Select the configuration such that at initial time s(t0)-s_guess is minimal [m]
Animation			
if animation = true			
Diameter	sphereDiameter	world.defaultJointLength	Diameter of the spheres representing the two spherical joints [m]
Color	sphereColor	Modelica.Mechanics.MultiBody..	Color of the spheres representing the two spherical joints
Diameter	rod1Diameter	sphereDiameter/Types.Default..	Diameter of rod 1 connecting the two spherical joints [m]
Color	rod1Color	Modelica.Mechanics.MultiBody..	Color of rod 1 connecting the two spherical joint
Diameter	rod2Diameter	rod1Diameter	Diameter of rod 2 connecting the revolute joint and spherical joint 2 [m]
Color	rod2Color	rod1Color	Color of rod 2 connecting the revolute joint and spherical joint 2
Axis	boxWidthDirection	{0,1,0}	Vector in width direction of

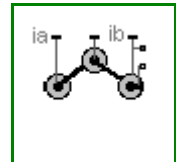
			prismatic joint box, resolved in frame_b [1]
Distance	boxWidth	world.defaultJointWidth	Width of prismatic joint box [m]
Distance	boxHeight	boxWidth	Height of prismatic joint box [m]
Color	boxColor	Modelica.Mechanics.MultiBody..	Color of prismatic joint box
SpecularCoefficient	specularCoefficient	world.defaultSpecularCoeffic...	Reflection of ambient light (= 0: light is completely absorbed)
Advanced			
Boolean	checkTotalPower	false	= true, if total power flowing into this component shall be determined (must be zero)

Connectors

Type	Name	Description
Frame_a	frame_a	Coordinate system fixed to the component with one cut-force and cut-torque
Frame_b	frame_b	Coordinate system fixed to the component with one cut-force and cut-torque
Frame_b	frame_ib	Coordinate system at origin of frame_b fixed at connecting rod of spherical and prismatic joint
Frame_b	frame_im	Coordinate system at origin of spherical joint in the middle fixed at connecting rod of spherical and prismatic joint
Flange_a	axis	1-dim. translational flange that drives the prismatic joint
Flange_b	bearing	1-dim. translational flange of the drive bearing of the prismatic joint

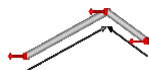
Modelica.Mechanics.MultiBody.Joints.Assemblies.JointRRR

Planar revolute - revolute - revolute joint aggregation (no constraints, no potential states)



Information

This component consists of **3 revolute** joints with parallel axes of rotation that are connected together by two rods, see the default animation in the following figure (the axes vectors are not part of the default animation):



This joint aggregation introduces neither constraints nor state variables and should therefore be used in kinematic loops whenever possible to avoid non-linear systems of equations. It is only meaningful to use this component in **planar loops**. Basically, the position and orientation of the 3 revolute joints as well as of frame_ia, frame_ib, and frame_im are calculated by solving analytically a non-linear equation, given the position and orientation at frame_a and at frame_b.

Connector **frame_a** is the "left" side of the first revolute joint whereas **frame_ia** is the "right" side of this revolute joint, fixed in rod 1. Connector **frame_b** is the "right" side of the third revolute joint whereas **frame_ib** is the "left" side of this revolute joint, fixed in rod 2. Finally, connector **frame_im** is the connector at the "right" side of the revolute joint in the middle, fixed in rod 2.

The easiest way to define the parameters of this joint is by moving the MultiBody system in a **reference configuration** where **all frames** of all components are **parallel** to each other (alternatively, at least frame_a, frame_ia, frame_im, frame_ib, frame_b of the JointRRR joint should be parallel to each other when defining

an instance of this component).

Basically, the JointRRR model consists internally of a universal - spherical - revolute joint aggregation (= JointUSR). In a planar loop this will behave as if 3 revolute joints with parallel axes are connected by rigid rods.

Parameters

Type	Name	Default	Description
Boolean	animation	true	= true, if animation shall be enabled
Axis	n_a	{0,0,1}	Axes of revolute joints resolved in frame_a (all axes are parallel to each other) [1]
Position	rRod1_ia[3]	{1,0,0}	Vector from origin of frame_a to revolute joint in the middle, resolved in frame_ia [m]
Position	rRod2_ib[3]	{-1,0,0}	Vector from origin of frame_ib to revolute joint in the middle, resolved in frame_ib [m]
Angle_deg	phi_offset	0	Relative angle offset of revolute joint at frame_b (angle = phi(t) + from_deg(phi_offset)) [deg]
Angle_deg	phi_guess	0	Select the configuration such that at initial time phi(t0) - from_deg(phi_guess) is minimal [deg]
Animation			
if animation = true			
Distance	cylinderLength	world.defaultJointLength	Length of cylinders representing the revolute joints [m]
Distance	cylinderDiameter	world.defaultJointWidth	Diameter of cylinders representing the revolute joints [m]
Color	cylinderColor	Modelica.Mechanics.MultiBody..	Color of cylinders representing the revolute joints
Diameter	rodDiameter	1.1*cylinderDiameter	Diameter of the two rods connecting the revolute joints [m]
Color	rodColor	Modelica.Mechanics.MultiBody..	Color of the two rods connecting the revolute joint
SpecularCoefficient	specularCoefficient	world.defaultSpecularCoeffic...	Reflection of ambient light (= 0: light is completely absorbed)
Advanced			
Boolean	checkTotalPower	false	= true, if total power flowing into this component shall be determined (must be zero)

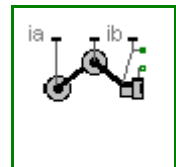
Connectors

Type	Name	Description
------	------	-------------

Frame_a	frame_a	Coordinate system fixed to the component with one cut-force and cut-torque
Frame_b	frame_b	Coordinate system fixed to the component with one cut-force and cut-torque
Frame_a	frame_ia	Coordinate system at origin of frame_a fixed at connecting rod of left and middle revolute joint
Frame_b	frame_ib	Coordinate system at origin of frame_b fixed at connecting rod of middle and right revolute joint
Frame_b	frame_im	Coordinate system at origin of revolute joint in the middle fixed at connecting rod of middle and right revolute joint
Flange_a	axis	1-dim. rotational flange that drives the right revolute joint at frame_b
Flange_b	bearing	1-dim. rotational flange of the drive bearing of the right revolute joint at frame_b

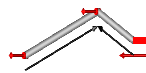
Modelica.Mechanics.MultiBody.Joints.Assemblies.JointRRP

Planar revolute - revolute - prismatic joint aggregation (no constraints, no potential states)



Information

This component consists of **2 revolute** joints with parallel axes of rotation that and a **prismatic** joint with a translational axis that is orthogonal to the revolute joint axes, see the default animation in the following figure (the axes vectors are not part of the default animation):



This joint aggregation introduces neither constraints nor state variables and should therefore be used in kinematic loops whenever possible to avoid non-linear systems of equations. It is only meaningful to use this component in **planar loops**. Basically, the position and orientation of the 3 joints as well as of frame_ia, frame_ib, and frame_im are calculated by solving analytically a non-linear equation, given the position and orientation at frame_a and at frame_b.

Connector **frame_a** is the "left" side of the first revolute joint whereas **frame_ia** is the "right side of this revolute joint, fixed in rod 1. Connector **frame_b** is the "right" side of the prismatic joint whereas **frame_ib** is the "left" side of this prismatic joint, fixed in rod 2. Finally, connector **frame_im** is the connector at the "right" side of the revolute joint in the middle, fixed in rod 2. The frames frame_b, frame_ib, frame_im are always parallel to each other.

The easiest way to define the parameters of this joint is by moving the MultiBody system in a **reference configuration** where **all frames** of all components are **parallel** to each other (alternatively, at least frame_a, frame_ia, frame_im, frame_ib, frame_b of the JointRRP joint should be parallel to each other when defining an instance of this component).

Basically, the JointRRP model consists internally of a universal - spherical - prismatic joint aggregation (= JointUSP). In a planar loop this will behave as if 2 revolute joints with parallel axes and 1 prismatic joint are connected by rigid rods.

Parameters

Type	Name	Default	Description
Boolean	animation	true	= true, if animation shall be enabled

Axis	n_a	{0,0,1}	Axes of the two revolute joints resolved in frame_a (both axes are parallel to each other) [1]
Axis	n_b	{-1,0,0}	Axis of prismatic joint fixed and resolved in frame_b (must be orthogonal to revolute joint axes) [1]
Position	rRod1_ia[3]	{1,0,0}	Vector from origin of frame_a to revolute joint in the middle, resolved in frame_ia [m]
Position	rRod2_ib[3]	{-1,0,0}	Vector from origin of frame_ib to revolute joint in the middle, resolved in frame_ib (frame_ib is parallel to frame_b) [m]
Position	s_offset	0	Relative distance offset of prismatic joint (distance between the prismatic joint frames = s(t) + s_offset) [m]
Position	s_guess	0	Select the configuration such that at initial time s(t0)-s_guess is minimal [m]
Animation			
if animation = true			
Distance	cylinderLength	world.defaultJointLength	Length of cylinders representing the revolute joints [m]
Distance	cylinderDiameter	world.defaultJointWidth	Diameter of cylinders representing the revolute joints [m]
Color	cylinderColor	Modelica.Mechanics.MultiBody..	Color of cylinders representing the revolute joints
Axis	boxWidthDirection	{0,1,0}	Vector in width direction of prismatic joint, resolved in frame_b [1]
Distance	boxWidth	world.defaultJointWidth	Width of prismatic joint box [m]
Distance	boxHeight	boxWidth	Height of prismatic joint box [m]
Color	boxColor	cylinderColor	Color of prismatic joint box
Diameter	rodDiameter	1.1*cylinderDiameter	Diameter of the two rods connecting the joints [m]
Color	rodColor	Modelica.Mechanics.MultiBody..	Color of the two rods connecting the joints
SpecularCoefficient	specularCoefficient	world.defaultSpecularCoeffic...	Reflection of ambient light (= 0: light is completely absorbed)
Advanced			
Boolean	checkTotalPower	false	= true, if total power flowing into this component shall be determined (must be zero)

Connectors

Type	Name	Description
Frame_a	frame_a	Coordinate system fixed to the component with one cut-force and cut-torque

Frame_b	frame_b	Coordinate system fixed to the component with one cut-force and cut-torque
Frame_a	frame_ia	Coordinate system at origin of frame_a fixed at connecting rod of revolute joints
Frame_b	frame_ib	Coordinate system at origin of frame_b fixed at connecting rod of revolute and prismatic joint
Frame_b	frame_im	Coordinate system at origin of revolute joint in the middle fixed at connecting rod of revolute and prismatic joint
Flange_a	axis	1-dim. translational flange that drives the prismatic joint
Flange_b	bearing	1-dim. translational flange of the drive bearing of the prismatic joint

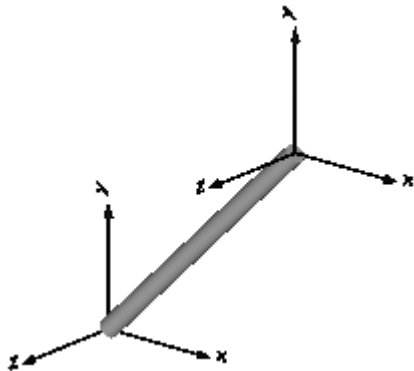
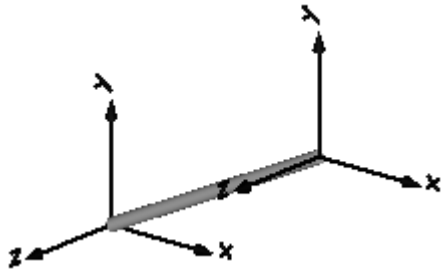
Modelica.Mechanics.MultiBody.Parts

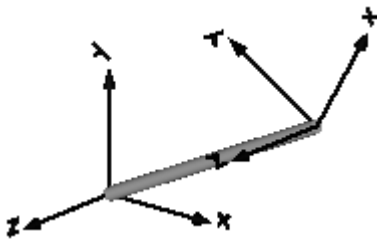






Rigid components such as bodies with mass and inertia and massless rods

Information

Package **Parts** contains **rigid components** of a multi-body system. These components may be used to build up more complicated structures. For example, a part may be built up of a "Body" and of several "FixedTranslation" components.

Content

<i>Model</i>	<i>Description</i>
Fixed	<p>Frame fixed in world frame at a given position. It is visualized with a shape, see shapeType below (the frames on the two sides do not belong to the component):</p> 
FixedTranslation	<p>Fixed translation of frame_b with respect to frame_a. It is visualized with a shape, see shapeType below (the frames on the two sides do not belong to the component):</p> 
FixedRotation	<p>Fixed translation and fixed rotation of frame_b with respect to frame_a. It is visualized with</p>

	<p>a shape, see shapeType below (the frames on the two sides do not belong to the component):</p> 
Body	<p>Rigid body with mass, inertia tensor and one frame connector. It is visualized with a cylinder and a sphere at the center of mass:</p> 
BodyShape	<p>Rigid body with mass, inertia tensor, different shapes (see shapeType below) for animation, and two frame connectors:</p> 
Fixed BodyBox	<p>Rigid body with box shape (mass and animation properties are computed from box data and from density):</p> 
BodyCylinder	<p>Rigid body with cylinder shape (mass and animation properties are computed from cylinder data and from density):</p> 
PointMass	<p>Rigid body where inertia tensor and rotation is neglected:</p> 
Mounting1D	<p>Propagate 1-dim. support torque to 3-dim. system</p>
Rotor1D	<p>1D inertia attachable on 3-dim. bodies (without neglecting dynamic effects)</p> 
BevelGear1D	<p>1D gearbox with arbitrary shaft directions (3D bearing frame)</p>












Components **Fixed**, **FixedTranslation**, **FixedRotation** and **BodyShape** are visualized according to parameter **shapeType**, that may have the following values (e.g., shapeType = "box"):



All the details of the visualization shape parameters are given in [Visualizers.FixedShape](#)

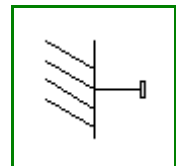
Colors in all animation parts are defined via parameter **color**. This is an Integer vector with 3 elements, {r, g, b}, and specifies the color of the shape. {r,g,b} are the "red", "green" and "blue" color parts, given in the ranges 0 .. 255, respectively. The predefined type **MultiBody.Types.Color** contains a menu definition of the colors used in the MultiBody library (this will be replaced by a color editor).

Package Content

Name	Description
 Fixed	Frame fixed in the world frame at a given position
 FixedTranslation	Fixed translation of frame_b with respect to frame_a
 FixedRotation	Fixed translation followed by a fixed rotation of frame_b with respect to frame_a
 Body	Rigid body with mass, inertia tensor and one frame connector (12 potential states)
 BodyShape	Rigid body with mass, inertia tensor, different shapes for animation, and two frame connectors (12 potential states)
 BodyBox	Rigid body with box shape. Mass and animation properties are computed from box data and density (12 potential states)
 BodyCylinder	Rigid body with cylinder shape. Mass and animation properties are computed from cylinder data and density (12 potential states)
 PointMass	Rigid body where body rotation and inertia tensor is neglected (6 potential states)
 Mounting1D	Propagate 1-dim. support torque to 3-dim. system (provided world.driveTrainMechanics3D=true)
 Rotor1D	1D inertia attachable on 3-dim. bodies (3D dynamic effects are taken into account if world.driveTrainMechanics3D=true)
 BevelGear1D	1D gearbox with arbitrary shaft directions and 3-dim. bearing frame (3D dynamic effects are taken into account provided world.driveTrainMechanics3D=true)

Modelica.Mechanics.MultiBody.Parts.Fixed

Frame fixed in the world frame at a given position



Information

Element consisting of a frame (frame_b) that is fixed in the world frame at a given position defined by parameter vector **r** (vector from origin of world frame to frame_b, resolved in the world frame).

By default, this component is visualized by a cylinder connecting the world frame and frame_b of this components, as shown in the figure below. Note, that the visualized world frame on the left side and Fixed.frame_b on the right side are not part of the component animation and that the animation may be switched off via parameter animation = **false**.



Parameters

Type	Name	Default	Description
Boolean	animation	true	= true, if animation shall be enabled
Position	r[3]	{0,0,0}	Position vector from world frame

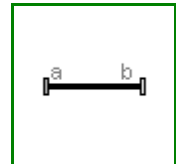
			to frame_b, resolved in world frame [m]
Animation			
if animation = true			
ShapeType	shapeType	"cylinder"	Type of shape
Position	r_shape[3]	{0,0,0}	Vector from world frame to shape origin, resolved in world frame [m]
Position	lengthDirection[3]	r - r_shape	Vector in length direction of shape, resolved in world frame [m]
Position	widthDirection[3]	{0,1,0}	Vector in width direction of shape, resolved in world frame [m]
Length	length	Modelica.Math.Vectors.length...	Length of shape [m]
Distance	width	length/world.defaultWidthFra...	Width of shape [m]
Distance	height	width	Height of shape [m]
ShapeExtra	extra	0.0	Additional parameter for cone, pipe etc. (see docu of Visualizers.Advanced.Shape)
Color	color	Modelica.Mechanics.MultiBody.. ..	Color of shape
SpecularCoefficient	specularCoefficient	world.defaultSpecularCoeffic...	Reflection of ambient light (= 0: light is completely absorbed)

Connectors

Type	Name	Description
Frame_b	frame_b	Coordinate system fixed in the world frame

Modelica.Mechanics.MultiBody.Parts.FixedTranslation

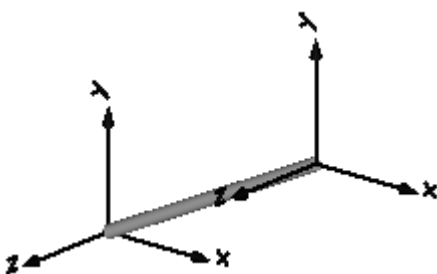
Fixed translation of frame_b with respect to frame_a



Information

Component for a **fixed translation** of frame_b with respect to frame_a, i.e., the relationship between connectors frame_a and frame_b remains constant and frame_a is always **parallel** to frame_b.

By default, this component is visualized by a cylinder connecting frame_a and frame_b, as shown in the figure below. Note, that the two visualized frames are not part of the component animation and that the animation may be switched off via parameter animation = **false**.



Parameters

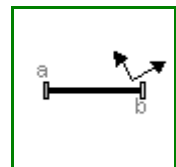
Type	Name	Default	Description
Boolean	animation	true	= true, if animation shall be enabled
Position	r[3]		Vector from frame_a to frame_b resolved in frame_a [m]
Animation			
if animation = true			
ShapeType	shapeType	"cylinder"	Type of shape
Position	r_shape[3]	{0,0,0}	Vector from frame_a to shape origin, resolved in frame_a [m]
Axis	lengthDirection	r - r_shape	Vector in length direction of shape, resolved in frame_a [1]
Axis	widthDirection	{0,1,0}	Vector in width direction of shape, resolved in frame_a [1]
Length	length	Modelica.Math.Vectors.length...	Length of shape [m]
Distance	width	length/world.defaultWidthFra...	Width of shape [m]
Distance	height	width	Height of shape. [m]
ShapeExtra	extra	0.0	Additional parameter depending on shapeType (see docu of Visualizers.Advanced.Shape).
Color	color	Modelica.Mechanics.MultiBody.. ..	Color of shape
SpecularCoefficient	specularCoefficient	world.defaultSpecularCoeffic...	Reflection of ambient light (= 0: light is completely absorbed)

Connectors

Type	Name	Description
Frame_a	frame_a	Coordinate system fixed to the component with one cut-force and cut-torque
Frame_b	frame_b	Coordinate system fixed to the component with one cut-force and cut-torque

Modelica.Mechanics.MultiBody.Parts.FixedRotation

Fixed translation followed by a fixed rotation of frame_b with respect to frame_a

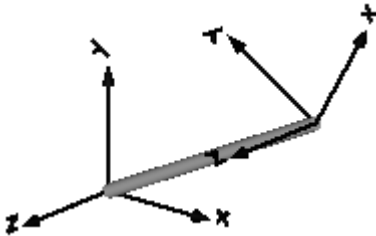


Information

Component for a **fixed translation** and **fixed rotation** of frame_b with respect to frame_a, i.e., the relationship between connectors frame_a and frame_b remains constant. There are several possibilities to define the orientation of frame_b with respect to frame_a:

- **Planar rotation** along axis 'n' (that is fixed and resolved in frame_a) with a fixed angle 'angle'.
- **Vectors n_x** and **n_y** that are directed along the corresponding axes direction of frame_b and are resolved in frame_a (if n_y is not orthogonal to n_x, the y-axis of frame_b is selected such that it is orthogonal to n_x and in the plane of n_x and n_y).
- **Sequence of three planar axes rotations.** For example, "sequence = {1,2,3}" and "angles = {90, 45, -90}" means to rotate frame_a around the x axis with 90 degrees, around the new y axis with 45 degrees and around the new z axis around -90 degrees to arrive at frame_b. Note, that sequence={1,2,3} is the Cardan angle sequence and sequence = {3,1,3} is the Euler angle sequence.

By default, this component is visualized by a cylinder connecting frame_a and frame_b, as shown in the figure below. In this figure frame_b is rotated along the z-axis of frame_a with 60 degree. Note, that the two visualized frames are not part of the component animation and that the animation may be switched off via parameter animation = **false**.



Parameters

Type	Name	Default	Description
Boolean	animation	true	= true, if animation shall be enabled
Position	r[3]	{0,0,0}	Vector from frame_a to frame_b resolved in frame_a [m]
RotationTypes	rotationType	Modelica.Mechanics.MultiBody.. ..	Type of rotation description
if rotationType = RotationAxis			
Axis	n	{1,0,0}	Axis of rotation in frame_a (= same as in frame_b) [1]
Angle_deg	angle	0	Angle to rotate frame_a around axis n into frame_b [deg]
if rotationType = TwoAxesVectors			
Axis	n_x	{1,0,0}	Vector along x-axis of frame_b resolved in frame_a [1]
Axis	n_y	{0,1,0}	Vector along y-axis of frame_b resolved in frame_a [1]
if rotationType = PlanarRotationSequence			
RotationSequence	sequence	{1,2,3}	Sequence of rotations
Angle_deg	angles[3]	{0,0,0}	Rotation angles around the axes defined in 'sequence' [deg]
Animation			
if animation = true			
ShapeType	shapeType	"cylinder"	Type of shape
Position	r_shape[3]	{0,0,0}	Vector from frame_a to shape origin, resolved in frame_a [m]
Axis	lengthDirection	r - r_shape	Vector in length direction of shape, resolved in frame_a [1]
Axis	widthDirection	{0,1,0}	Vector in width direction of shape, resolved in frame_a [1]
Length	length	Modelica.Math.Vectors.length...	Length of shape [m]
Distance	width	length/world.defaultWidthFra...	Width of shape [m]
Distance	height	width	Height of shape. [m]
ShapeExtra	extra	0.0	Additional parameter depending on shapeType (see docu of

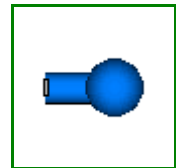
			Visualizers.Advanced.Shape).
Color	color	Modelica.Mechanics.MultiBody. ..	Color of shape
SpecularCoefficient	specularCoefficient	world.defaultSpecularCoeffic...	Reflection of ambient light (= 0: light is completely absorbed)

Connectors

Type	Name	Description
Frame_a	frame_a	Coordinate system fixed to the component with one cut-force and cut-torque
Frame_b	frame_b	Coordinate system fixed to the component with one cut-force and cut-torque

Modelica.Mechanics.MultiBody.Parts.Body

Rigid body with mass, inertia tensor and one frame connector (12 potential states)



Information

Rigid body with mass and inertia tensor. All parameter vectors have to be resolved in frame_a. The **inertia tensor** has to be defined with respect to a coordinate system that is parallel to frame_a with the origin at the center of mass of the body.

By default, this component is visualized by a **cylinder** located between frame_a and the center of mass and by a **sphere** that has its center at the center of mass. If the cylinder length is smaller as the radius of the sphere, e.g., since frame_a is located at the center of mass, the cylinder is not displayed. Note, that the animation may be switched off via parameter animation = **false**.



States of Body Components

Every body has potential states. If possible a tool will select the states of joints and not the states of bodies because this is usually the most efficient choice. In this case the position, orientation, velocity and angular velocity of frame_a of the body will be computed by the component that is connected to frame_a. However, if a body is moving freely in space, variables of the body have to be used as states. The potential states of the body are:

- The **position vector** frame_a.r_0 from the origin of the world frame to the origin of frame_a of the body, resolved in the world frame and the **absolute velocity** v_0 of the origin of frame_a, resolved in the world frame (= der(frame_a.r_0)).
- If parameter **useQuaternions** in the "Advanced" menu is **true** (this is the default), then **4 quaternions** are potential states. Additionally, the coordinates of the absolute angular velocity vector of the body are 3 potential states.
If **useQuaternions** in the "Advanced" menu is **false**, then **3 angles** and the derivatives of these angles are potential states. The orientation of frame_a is computed by rotating the world frame along the axes defined in parameter vector "sequence_angleStates" (default = {1,2,3}, i.e., the Cardan angle sequence) around the angles used as potential states. For example, the default is to rotate the x-axis of the world frame around angles[1], the new y-axis around angles[2] and the new z-axis around angles[3], arriving at frame_a.

The quaternions have the slight disadvantage that there is a non-linear constraint equation between the 4 quaternions. Therefore, at least one non-linear equation has to be solved during simulation. A tool might, however, analytically solve this simple constraint equation. Using the 3 angles as states has the disadvantage that there is a singular configuration in which a division by zero will occur. If it is possible to determine in advance for an application class that this singular configuration is outside of the operating region, the 3 angles might be used as potential states by setting **useQuaternions = false**.

In text books about 3-dimensional mechanics often 3 angles and the angular velocity are used as states. This is not the case here, since 3 angles and their derivatives are used as potential states (if useQuaternions = false). The reason is that for real-time simulation the discretization formula of the integrator might be "inlined" and solved together with the body equations. By appropriate symbolic transformation the performance is drastically increased if angles and their derivatives are used as states, instead of angles and the angular velocity.

Whether or not variables of the body are used as states is usually automatically selected by the Modelica translator. If parameter **enforceStates** is set to **true** in the "Advanced" menu, then body variables are forced to be used as states according to the setting of parameters "useQuaternions" and "sequence_angleStates".

Parameters

Type	Name	Default	Description
Boolean	animation	true	= true, if animation shall be enabled (show cylinder and sphere)
Position	r_CM[3]		Vector from frame_a to center of mass, resolved in frame_a [m]
Mass	m		Mass of rigid body [kg]
Inertia tensor (resolved in center of mass, parallel to frame_a)			
Inertia	I_11	0.001	(1,1) element of inertia tensor [kg.m2]
Inertia	I_22	0.001	(2,2) element of inertia tensor [kg.m2]
Inertia	I_33	0.001	(3,3) element of inertia tensor [kg.m2]
Inertia	I_21	0	(2,1) element of inertia tensor [kg.m2]
Inertia	I_31	0	(3,1) element of inertia tensor [kg.m2]
Inertia	I_32	0	(3,2) element of inertia tensor [kg.m2]
Initialization			
Position	r_0.start[3]	{0,0,0}	Position vector from origin of world frame to origin of frame_a [m]
Velocity	v_0.start[3]	{0,0,0}	Absolute velocity of frame_a, resolved in world frame (= der(r_0)) [m/s]
Acceleration	a_0.start[3]	{0,0,0}	Absolute acceleration of frame_a resolved in world frame (= der(v_0)) [m/s2]
Boolean	angles_fixed	false	= true, if angles_start are used as initial values, else as guess values
Angle	angles_start[3]	{0,0,0}	Initial values of angles to rotate frame_a around 'sequence_start' axes into frame_b [rad]
RotationSequence	sequence_start	{1,2,3}	Sequence of rotations to rotate frame_a into frame_b at initial time

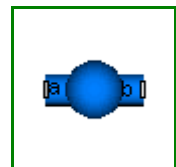
Boolean	w_0_fixed	false	= true, if w_0_start are used as initial values, else as guess values
AngularVelocity	w_0_start[3]	{0,0,0}	Initial or guess values of angular velocity of frame_a resolved in world frame [rad/s]
Boolean	z_0_fixed	false	= true, if z_0_start are used as initial values, else as guess values
AngularAcceleration	z_0_start[3]	{0,0,0}	Initial values of angular acceleration z_0 = der(w_0) [rad/s ²]
Animation			
if animation = true			
Diameter	sphereDiameter	world.defaultBodyDiameter	Diameter of sphere [m]
Color	sphereColor	Modelica.Mechanics.MultiBody..	Color of sphere
Diameter	cylinderDiameter	sphereDiameter/Types.Default..	Diameter of cylinder [m]
Color	cylinderColor	sphereColor	Color of cylinder
SpecularCoefficient	specularCoefficient	world.defaultSpecularCoeffic...	Reflection of ambient light (= 0: light is completely absorbed)
Advanced			
Boolean	enforceStates	false	= true, if absolute variables of body object shall be used as states (StateSelect.always)
Boolean	useQuaternions	true	= true, if quaternions shall be used as potential states otherwise use 3 angles as potential states
RotationSequence	sequence_angleStates	{1,2,3}	Sequence of rotations to rotate world frame into frame_a around the 3 angles used as potential states

Connectors

Type	Name	Description
Frame_a	frame_a	Coordinate system fixed at body

Modelica.Mechanics.MultiBody.Parts.BodyShape


Rigid body with mass, inertia tensor, different shapes for animation, and two frame connectors (12 potential states)




Information

Rigid body with mass and inertia tensor and **two frame connectors**. All parameter vectors have to be resolved in frame_a. The **inertia tensor** has to be defined with respect to a coordinate system that is parallel to frame_a with the origin at the center of mass of the body. The coordinate system **frame_b** is always parallel to **frame_a**.

By default, this component is visualized by any **shape** that can be defined with Modelica.Mechanics.MultiBody.Visualizers.FixedShape. This shape is placed between frame_a and frame_b (default: length(shape) = Frames.length(r)). Additionally a **sphere** may be visualized that has its center at the center of mass. Note, that the animation may be switched off via parameter animation = **false**.



The following shapes can be defined via parameter **shapeType**, e.g., shapeType="cone":



A BodyShape component has potential states. For details of these states and of the "Advanced" menu parameters, see model [MultiBody.Parts.Body](#).

Parameters

Type	Name	Default	Description
Boolean	animation	true	= true, if animation shall be enabled (show shape between frame_a and frame_b and optionally a sphere at the center of mass)
Boolean	animateSphere	true	= true, if mass shall be animated as sphere provided animation=true
Position	r[3]		Vector from frame_a to frame_b resolved in frame_a [m]
Position	r_CM[3]		Vector from frame_a to center of mass, resolved in frame_a [m]
Mass	m		Mass of rigid body [kg]
Inertia tensor (resolved in center of mass, parallel to frame_a)			
Inertia	I_11	0.001	(1,1) element of inertia tensor [kg.m2]
Inertia	I_22	0.001	(2,2) element of inertia tensor [kg.m2]
Inertia	I_33	0.001	(3,3) element of inertia tensor [kg.m2]
Inertia	I_21	0	(2,1) element of inertia tensor [kg.m2]
Inertia	I_31	0	(3,1) element of inertia tensor [kg.m2]
Inertia	I_32	0	(3,2) element of inertia tensor [kg.m2]
Initialization			
Position	r_0.start[3]	{0,0,0}	Position vector from origin of world frame to origin of frame_a [m]
Velocity	v_0.start[3]	{0,0,0}	Absolute velocity of frame_a, resolved in world frame (= der(r_0)) [m/s]
Acceleration	a_0.start[3]	{0,0,0}	Absolute acceleration of frame_a

			resolved in world frame (= $\text{der}(v_0)$) [m/s ²]
Boolean	angles_fixed	false	= true, if angles_start are used as initial values, else as guess values
Angle	angles_start[3]	{0,0,0}	Initial values of angles to rotate frame_a around 'sequence_start' axes into frame_b [rad]
RotationSequence	sequence_start	{1,2,3}	Sequence of rotations to rotate frame_a into frame_b at initial time
Boolean	w_0_fixed	false	= true, if w_0_start are used as initial values, else as guess values
AngularVelocity	w_0_start[3]	{0,0,0}	Initial or guess values of angular velocity of frame_a resolved in world frame [rad/s]
Boolean	z_0_fixed	false	= true, if z_0_start are used as initial values, else as guess values
AngularAcceleration	z_0_start[3]	{0,0,0}	Initial values of angular acceleration $z_0 = \text{der}(w_0)$ [rad/s ²]
Animation			
if animation = true			
ShapeType	shapeType	"cylinder"	Type of shape
Position	r_shape[3]	{0,0,0}	Vector from frame_a to shape origin, resolved in frame_a [m]
Axis	lengthDirection	r - r_shape	Vector in length direction of shape, resolved in frame_a [1]
Axis	widthDirection	{0,1,0}	Vector in width direction of shape, resolved in frame_a [1]
Length	length	Modelica.Math.Vectors.length...	Length of shape [m]
Distance	width	length/world.defaultWidthFra...	Width of shape [m]
Distance	height	width	Height of shape. [m]
ShapeExtra	extra	0.0	Additional parameter depending on shapeType (see docu of Visualizers.Advanced.Shape).
Color	color	Modelica.Mechanics.MultiBody.. ..	Color of shape
SpecularCoefficient	specularCoefficient	world.defaultSpecularCoeffic...	Reflection of ambient light (= 0: light is completely absorbed)
if animation = true and animateSphere = true			
Diameter	sphereDiameter	2*width	Diameter of sphere [m]
Color	sphereColor	color	Color of sphere of mass
Advanced			
Boolean	enforceStates	false	= true, if absolute variables of body object shall be used as states (StateSelect.always)
Boolean	useQuaternions	true	= true, if quaternions shall be

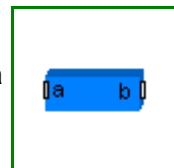
			used as potential states otherwise use 3 angles as potential states
RotationSequence	sequence_angleStates	{1,2,3}	Sequence of rotations to rotate world frame into frame_a around the 3 angles used as potential states

Connectors

Type	Name	Description
Frame_a	frame_a	Coordinate system fixed to the component with one cut-force and cut-torque
Frame_b	frame_b	Coordinate system fixed to the component with one cut-force and cut-torque

Modelica.Mechanics.MultiBody.Parts.BodyBox

Rigid body with box shape. Mass and animation properties are computed from box data and density (12 potential states)



Information

Rigid body with **box** shape. The mass properties of the body (mass, center of mass, inertia tensor) are computed from the box data. Optionally, the box may be hollow. The (outer) box shape is by default used in the animation. The hollow part is not shown in the animation. The two connector frames **frame_a** and **frame_b** are always parallel to each other. Example of component animation (note, that the animation may be switched off via parameter animation = **false**):



A BodyBox component has potential states. For details of these states and of the "Advanced" menu parameters, see model [MultiBody.Parts.Body](#).

Parameters

Type	Name	Default	Description
Boolean	animation	true	= true, if animation shall be enabled (show box between frame_a and frame_b)
Position	r[3]		Vector from frame_a to frame_b resolved in frame_a [m]
Position	r_shape[3]	{0,0,0}	Vector from frame_a to box origin, resolved in frame_a [m]
Axis	lengthDirection	r - r_shape	Vector in length direction of box, resolved in frame_a [1]
Axis	widthDirection	{0,1,0}	Vector in width direction of box, resolved in frame_a [1]
Length	length	Modelica.Math.Vectors.length...	Length of box [m]
Distance	width	length/world.defaultWidthFra...	Width of box [m]
Distance	height	width	Height of box [m]
Distance	innerWidth	0	Width of inner box surface (0 <=

			innerWidth <= width) [m]
Distance	innerHeight	innerWidth	Height of inner box surface (0 <= innerHeight <= height) [m]
Density	density	7700	Density of cylinder (e.g., steel: 7700 .. 7900, wood : 400 .. 800) [kg/m ³]
Color	color	Modelica.Mechanics.MultiBody..	Color of box
SpecularCoefficient	specularCoefficient	world.defaultSpecularCoeffic...	Reflection of ambient light (= 0: light is completely absorbed)
Initialization			
Position	r_0.start[3]	{0,0,0}	Position vector from origin of world frame to origin of frame_a [m]
Velocity	v_0.start[3]	{0,0,0}	Absolute velocity of frame_a, resolved in world frame (= der(r_0)) [m/s]
Acceleration	a_0.start[3]	{0,0,0}	Absolute acceleration of frame_a resolved in world frame (= der(v_0)) [m/s ²]
Boolean	angles_fixed	false	= true, if angles_start are used as initial values, else as guess values
Angle	angles_start[3]	{0,0,0}	Initial values of angles to rotate frame_a around 'sequence_start' axes into frame_b [rad]
RotationSequence	sequence_start	{1,2,3}	Sequence of rotations to rotate frame_a into frame_b at initial time
Boolean	w_0_fixed	false	= true, if w_0_start are used as initial values, else as guess values
AngularVelocity	w_0_start[3]	{0,0,0}	Initial or guess values of angular velocity of frame_a resolved in world frame [rad/s]
Boolean	z_0_fixed	false	= true, if z_0_start are used as initial values, else as guess values
AngularAcceleration	z_0_start[3]	{0,0,0}	Initial values of angular acceleration z_0 = der(w_0) [rad/s ²]
Advanced			
Boolean	enforceStates	false	= true, if absolute variables of body object shall be used as states (StateSelect.always)
Boolean	useQuaternions	true	= true, if quaternions shall be used as potential states otherwise use 3 angles as potential states
RotationSequence	sequence_angleStates	{1,2,3}	Sequence of rotations to rotate world frame into frame_a around the 3 angles used as potential

			states
--	--	--	--------

Connectors

Type	Name	Description
Frame_a	frame_a	Coordinate system fixed to the component with one cut-force and cut-torque
Frame_b	frame_b	Coordinate system fixed to the component with one cut-force and cut-torque

Modelica.Mechanics.MultiBody.Parts.BodyCylinder

Rigid body with cylinder shape. Mass and animation properties are computed from cylinder data and density (12 potential states)



Information

Rigid body with **cylinder** shape. The mass properties of the body (mass, center of mass, inertia tensor) are computed from the cylinder data. Optionally, the cylinder may be hollow. The cylinder shape is by default used in the animation. The two connector frames **frame_a** and **frame_b** are always parallel to each other. Example of component animation (note, that the animation may be switched off via parameter animation = false):



A BodyCylinder component has potential states. For details of these states and of the "Advanced" menu parameters, see model [MultiBody.Parts.Body](#).

Parameters

Type	Name	Default	Description
Boolean	animation	true	= true, if animation shall be enabled (show cylinder between frame_a and frame_b)
Position	r[3]		Vector from frame_a to frame_b, resolved in frame_a [m]
Position	r_shape[3]	{0,0,0}	Vector from frame_a to cylinder origin, resolved in frame_a [m]
Axis	lengthDirection	r - r_shape	Vector in length direction of cylinder, resolved in frame_a [1]
Length	length	Modelica.Math.Vectors.length...	Length of cylinder [m]
Distance	diameter	length/world.defaultWidthFra...	Diameter of cylinder [m]
Distance	innerDiameter	0	Inner diameter of cylinder (0 <= innerDiameter <= Diameter) [m]
Density	density	7700	Density of cylinder (e.g., steel: 7700 .. 7900, wood : 400 .. 800) [kg/m3]
Color	color	Modelica.Mechanics.MultiBody..	Color of cylinder
SpecularCoefficient	specularCoefficient	world.defaultSpecularCoeffic...	Reflection of ambient light (= 0: light is completely absorbed)
Initialization			

Position	r_0.start[3]	{0,0,0}	Position vector from origin of world frame to origin of frame_a [m]
Velocity	v_0.start[3]	{0,0,0}	Absolute velocity of frame_a, resolved in world frame (= der(r_0)) [m/s]
Acceleration	a_0.start[3]	{0,0,0}	Absolute acceleration of frame_a resolved in world frame (= der(v_0)) [m/s ²]
Boolean	angles_fixed	false	= true, if angles_start are used as initial values, else as guess values
Angle	angles_start[3]	{0,0,0}	Initial values of angles to rotate frame_a around 'sequence_start' axes into frame_b [rad]
RotationSequence	sequence_start	{1,2,3}	Sequence of rotations to rotate frame_a into frame_b at initial time
Boolean	w_0_fixed	false	= true, if w_0_start are used as initial values, else as guess values
AngularVelocity	w_0_start[3]	{0,0,0}	Initial or guess values of angular velocity of frame_a resolved in world frame [rad/s]
Boolean	z_0_fixed	false	= true, if z_0_start are used as initial values, else as guess values
AngularAcceleration	z_0_start[3]	{0,0,0}	Initial values of angular acceleration z_0 = der(w_0) [rad/s ²]
Advanced			
Boolean	enforceStates	false	= true, if absolute variables of body object shall be used as states (StateSelect.always)
Boolean	useQuaternions	true	= true, if quaternions shall be used as potential states otherwise use 3 angles as potential states
RotationSequence	sequence_angleStates	{1,2,3}	Sequence of rotations to rotate world frame into frame_a around the 3 angles used as potential states

Connectors

Type	Name	Description
Frame_a	frame_a	Coordinate system fixed to the component with one cut-force and cut-torque
Frame_b	frame_b	Coordinate system fixed to the component with one cut-force and cut-torque

Modelica.Mechanics.MultiBody.Parts.PointMass

Rigid body where body rotation and inertia tensor is neglected (6 potential states)



Information

Rigid body where the inertia tensor is neglected. This body is solely defined by its mass. By default, this component is visualized by a **sphere** that has its center at frame_a. Note, that the animation may be switched off via parameter `animation = false`.

Every PointMass has potential states. If possible a tool will select the states of joints and not the states of PointMasss because this is usually the most efficient choice. In this case the position and velocity of frame_a of the body will be computed by the component that is connected to frame_a. However, if a PointMass is moving freely in space, variables of the PointMass have to be used as states. The potential states are: The **position vector** `frame_a.r_0` from the origin of the world frame to the origin of frame_a of the body, resolved in the world frame and the **absolute velocity** `v_0` of the origin of frame_a, resolved in the world frame (`= der(frame_a.r_0)`).

Whether or not variables of the body are used as states is usually automatically selected by the Modelica translator. If parameter **enforceStates** is set to **true** in the "Advanced" menu, then PointMass variables `frame_a.r_0` and `der(frame_a.r_0)` are forced to be used as states.

Parameters

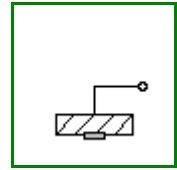
Type	Name	Default	Description
Boolean	animation	true	= true, if animation shall be enabled (show sphere)
Mass	m		Mass of mass point [kg]
Initialization			
Position	r_0.start[3]	{0,0,0}	Position vector from origin of world frame to origin of frame_a, resolved in world frame [m]
Velocity	v_0.start[3]	{0,0,0}	Absolute velocity of frame_a, resolved in world frame (<code>= der(r_0)</code>) [m/s]
Acceleration	a_0.start[3]	{0,0,0}	Absolute acceleration of frame_a resolved in world frame (<code>= der(v_0)</code>) [m/s ²]
Animation			
if animation = true			
Diameter	sphereDiameter	world.defaultBodyDiameter	Diameter of sphere [m]
Color	sphereColor	Modelica.Mechanics.MultiBody..	Color of sphere
SpecularCoefficient	specularCoefficient	world.defaultSpecularCoeffic...	Reflection of ambient light (= 0: light is completely absorbed)
Advanced			
StateSelect	stateSelect	StateSelect.avoid	Priority to use frame_a.r_0, v_0 (<code>= der(frame_a.r_0)</code>) as states

Connectors

Type	Name	Description
Frame_a	frame_a	Coordinate system fixed at center of mass point

Modelica.Mechanics.MultiBody.Parts.Mounting1D

Propagate 1-dim. support torque to 3-dim. system (provided `world.driveTrainMechanics3D=true`)

**Information**

This component is used to acquire support torques from a 1-dim.-rotational mechanical system (e.g., components from Modelica.Mechanics.Rotational) and to propagate them to a carrier body.

The 1-dim. support torque at `flange_b` is transformed into 3-dim. space under consideration of the rotation axis, parameter `n`, which has to be given in the local coordinate system of `frame_a`.

All components of a 1-dim.-rotational mechanical system that are connected to a common **Mounting1D** element need to have the same axis of rotation along parameter vector `n`. This means that, e.g., bevel gears where the axis of rotation of `flange_a` and `flange_b` are different cannot be described properly by connecting to the **Mounting1D** component. In this case, a combination of several **Mounting1D** components or the component **BevelGear1D** should be used.

Reference

SCHWEIGER, Christian ; OTTER, Martin: [Modelling 3D Mechanical Effects of 1-dim. Powertrains](#). In: *Proceedings of the 3rd International Modelica Conference*. Linköping : The Modelica Association and Linköping University, November 3-4, 2003, pp. 149-158

Parameters

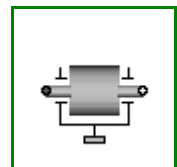
Type	Name	Default	Description
Angle	<code>phi0</code>	0	Fixed offset angle of housing [rad]
Axis	<code>n</code>	{1,0,0}	Axis of rotation = axis of support torque (resolved in <code>frame_a</code>) [1]

Connectors

Type	Name	Description
Flange_b	<code>flange_b</code>	(right) flange fixed in housing
Frame_a	<code>frame_a</code>	Frame in which housing is fixed (connector is removed, if <code>world.driveTrainMechanics3D=false</code>)

Modelica.Mechanics.MultiBody.Parts.Rotor1D

1D inertia attachable on 3-dim. bodies (3D dynamic effects are taken into account if `world.driveTrainMechanics3D=true`)

**Information**

This component is used to model the gyroscopic torques exerted by a 1-dim. inertia (so called *rotor*) on its 3-dim. carrier body. Gyroscopic torques appear, if the vector of the carrier body's angular velocity is not parallel to the vector of the rotor's axis. The axis of rotation of the rotor is defined by the parameter `n`, which has to be given in the local coordinate system of `frame_a`. The default animation of this component is shown in the figure below.



This component is a replacement for [Modelica.Mechanics.Rotational.Inertia](#) for the case, that a 1-dim.-rotational mechanical system should be attached with a 3-dim. carrier body.

The Boolean parameter `exact` was introduced due to performance reasons. If `exact` is set to **false**, the influence of the carrier body motion on the angular velocity of the rotor is neglected. This influence is usually negligible if the 1-dim.-rotational mechanical system accelerates much faster as the base body (this is, e.g., the case in vehicle powertrains). The essential advantage is that an algebraic loop is removed since then there is only an action on acceleration level from the powertrain to the base body but not vice versa.

Reference

SCHWEIGER, Christian ; OTTER, Martin: [Modelling 3D Mechanical Effects of 1-dim. Powertrains](#). In: *Proceedings of the 3rd International Modelica Conference*. Linköping : The Modelica Association and Linköping University, November 3-4, 2003, pp. 149-158

Parameters

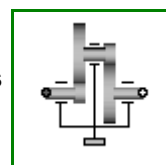
Type	Name	Default	Description
Boolean	animation	true	= true, if animation shall be enabled (show rotor as cylinder)
Inertia	J		Moment of inertia of rotor around its axis of rotation [kg.m ²]
Axis	n	{1,0,0}	Axis of rotation resolved in frame_a [1]
Animation			
if animation = true			
Position	r_center[3]	zeros(3)	Position vector from origin of frame_a to center of cylinder [m]
Distance	cylinderLength	2*world.defaultJointLength	Length of cylinder representing the rotor [m]
Distance	cylinderDiameter	2*world.defaultJointWidth	Diameter of cylinder representing the rotor [m]
Color	cylinderColor	Modelica.Mechanics.MultiBody..	Color of cylinder representing the rotor
SpecularCoefficient	specularCoefficient	world.defaultSpecularCoeffic...	Reflection of ambient light (= 0: light is completely absorbed)
Advanced			
StateSelect	stateSelect	StateSelect.default	Priority to use rotor angle (phi) and rotor speed (w) as states
Boolean	exact	true	= true, if exact calculations; false if influence of bearing on rotor acceleration is neglected to avoid an algebraic loop

Connectors

Type	Name	Description
Flange_a	flange_a	(left) driving flange (flange axis directed INTO cut plane)
Flange_b	flange_b	(right) driven flange (flange axis directed OUT OF cut plane)
Frame_a	frame_a	Frame in which rotor housing is fixed (connector is removed, if world.driveTrainMechanics3D=false)

Modelica.Mechanics.MultiBody.Parts.BevelGear1D

1D gearbox with arbitrary shaft directions and 3-dim. bearing frame (3D dynamic effects are taken into account provided world.driveTrainMechanics3D=true)



Information

This component is used to model a 1-dim. gearbox with non-parallel axes (defined by parameters n_a , n_b). A 3-dim. bearing frame is necessary to reflect the correct support torque, as the axes of rotation of `flange_a` and `flange_b` and the direction of the support torque vector are different in general.

Note: The name BevelGear1D is kept only for simplicity. Regardless, this component could be used to model any kind of gearbox with non-parallel axes.

Reference

SCHWEIGER, Christian ; OTTER, Martin: [Modelling 3D Mechanical Effects of 1-dim. Powertrains](#). In: *Proceedings of the 3rd International Modelica Conference*. Linköping : The Modelica Association and Linköping University, November 3-4, 2003, pp. 149-158

Parameters

Type	Name	Default	Description
Real	ratio		Gear speed ratio
Axis	<code>n_a</code>	{1,0,0}	Axis of rotation of <code>flange_a</code> , resolved in frame_a [1]
Axis	<code>n_b</code>	{1,0,0}	Axis of rotation of <code>flange_b</code> , resolved in frame_a [1]

Connectors

Type	Name	Description
<code>Flange_a</code>	<code>flange_a</code>	Flange of left shaft
<code>Flange_b</code>	<code>flange_b</code>	Flange of right shaft
<code>Frame_a</code>	<code>frame_a</code>	Bearing frame









Modelica.Mechanics.MultiBody.Sensors










Sensors to measure variables

Information

Package **Sensors** contains **ideal measurement** components to determine absolute and relative kinematic quantities, as well as cut-forces, cut-torques and power. All measured quantities can be provided in every desired coordinate system.

Package Content

Name	Description
 <code>AbsoluteSensor</code>	Measure absolute kinematic quantities of frame connector
 <code>RelativeSensor</code>	Measure relative kinematic quantities between two frame connectors
 <code>AbsolutePosition</code>	Measure absolute position vector of the origin of a frame connector
 <code>AbsoluteVelocity</code>	Measure absolute velocity vector of origin of frame connector
 <code>AbsoluteAngles</code>	Measure absolute angles between frame connector and the world frame
 <code>AbsoluteAngularVelocity</code>	Measure absolute angular velocity of frame connector
 <code>RelativePosition</code>	Measure relative position vector between the origins of two frame connectors
 <code>RelativeVelocity</code>	Measure relative velocity vector between the origins of two frame connectors

 RelativeAngles	Measure relative angles between two frame connectors
 RelativeAngularVelocity	Measure relative angular velocity between two frame connectors
 Distance	Measure the distance between the origins of two frame connectors
 CutForce	Measure cut force vector
 CutTorque	Measure cut torque vector
 CutForceAndTorque	Measure cut force and cut torque vector
 Power	Measure power flowing from frame_a to frame_b
 TransformAbsoluteVector	Transform absolute vector in to another frame
 TransformRelativeVector	Transform relative vector in to another frame

Modelica.Mechanics.MultiBody.Sensors.AbsoluteSensor

Measure absolute kinematic quantities of frame connector



Information

Absolute kinematic quantities of frame_a are determined and provided at the conditional output signal connectors. For example, if parameter "get_r = true", the connector "r" is enabled and contains the absolute vector from the world frame to the origin of frame_a. The following quantities can be provided as output signals:

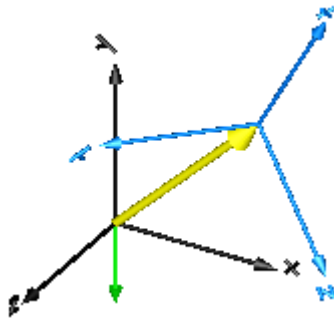
1. Absolute position vector (= r)
2. Absolute velocity vector (= v)
3. Absolute acceleration vector (= a)
4. Three angles to rotate world frame into frame_a (= angles)
5. Absolute angular velocity vector (= w)
6. Absolute angular acceleration vector (= z)

Via parameter **resolveInFrame** it is defined, in which frame a vector is resolved (before differentiation):

resolveInFrame = Types.ResolveInFrameA.	Meaning
world	Resolve vectors in world frame
frame_a	Resolve vectors in frame_a
frame_resolve	Resolve vectors in frame_resolve

If resolveInFrame = Types.ResolveInFrameA.frame_resolve, the conditional connector "frame_resolve" is enabled and the vectors are resolved in the frame, to which frame_resolve is connected. Note, if this connector is enabled, it must be connected.

In the following figure the animation of an AbsoluteSensor component is shown. The light blue coordinate system is frame_a and the yellow arrow is the animated sensor.



Note, derivatives of absolute kinematic quantities are always performed with respect to the frame, in which the vector to be differentiated is resolved. After differentiation, it is possible via parameter **resolveInFrameAfterDifferentiation** (in the "Advanced" menu) to resolve the differentiated vector in another frame.

For example, if `resolveInFrame = Types.ResolveInFrameA.frame_a`, then

```
r = resolve2(frame_a.R, frame_a.r0);
v = der(r);
```

is returned, i.e., the derivative of the absolute distance from the world frame to the origin of `frame_a`, resolved in `frame_a`. If `resolveInFrameAfterDifferentiation = Types.ResolveInFrameA.frame_resolve`, then `v` is additionally transformed to:

```
v = resolveRelative(der(r), frame_a.R, frame_resolve.R);
```

The cut-force and the cut-torque in `frame_resolve` are always zero, whether `frame_resolve` is connected or not.

If `get_angles = true`, the 3 angles to rotate the world frame into `frame_a` along the axes defined by parameter **sequence** are returned. For example, if `sequence = {3,1,2}` then the world frame is rotated around `angles[1]` along the z-axis, afterwards it is rotated around `angles[2]` along the x-axis, and finally it is rotated around `angles[3]` along the y-axis and is then identical to `frame_a`. The 3 angles are returned in the range

$$-\pi \leq \text{angles}[i] \leq \pi$$

There are **two solutions** for "`angles[1]`" in this range. Via parameter **guessAngle1** (default = 0) the returned solution is selected such that $|\text{angles}[1] - \text{guessAngle1}|$ is minimal. The absolute transformation matrix of `frame_a` may be in a singular configuration with respect to "`sequence`", i.e., there is an infinite number of angle values leading to the same absolute transformation matrix. In this case, the returned solution is selected by setting `angles[1] = guessAngle1`. Then `angles[2]` and `angles[3]` can be uniquely determined in the above range.

The parameter **sequence** has the restriction that only values 1,2,3 can be used and that `sequence[1] ≠ sequence[2]` and `sequence[2] ≠ sequence[3]`. Often used values are:

```
sequence = {1,2,3} // Cardan or Tait-Bryan angle sequence
          = {3,1,3} // Euler angle sequence
          = {3,2,1}
```

Parameters

Type	Name	Default	Description
Boolean	animation	true	= true, if animation shall be enabled (show arrow)
ResolveInFrameA	resolveInFrame	Modelica.Mechanics.MultiBody.	Frame in which

		..	vectors are resolved before differentiation (1: world, 2: frame_a, 3: frame_resolve)
Boolean	get_r	false	= true, to measure the absolute position vector of the origin of frame_a
Boolean	get_v	false	= true, to measure the absolute velocity of the origin of frame_a
Boolean	get_a	false	= true, to measure the absolute acceleration of the origin of frame_a
Boolean	get_w	false	= true, to measure the absolute angular velocity of frame_a
Boolean	get_z	false	= true, to measure the absolute angular acceleration of frame_a
3 angles to rotate the world frame into frame_a along the axes defined in "sequence"			
Boolean	get_angles	false	= true, to measure the 3 rotation angles
RotationSequence	sequence	{1,2,3}	If get_angles=true: Angles are returned to rotate world frame around axes sequence[1], sequence[2] and finally sequence[3] into frame_a
Angle	guessAngle1	0	If get_angles=true: Select angles[1] such that $\text{abs}(\text{angles}[1] - \text{guessAngle1})$ is a minimum [rad]
Animation			
if animation = true			
Diameter	arrowDiameter	world.defaultArrowDiameter	Diameter of absolute arrow from world frame to frame_a [m]
Color	arrowColor	Modelica.Mechanics.MultiBody. ..	Color of absolute arrow from world

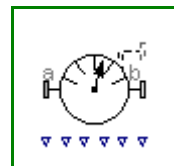
			frame to frame_b
SpecularCoefficient	specularCoefficient	world.defaultSpecularCoeffic...	Reflection of ambient light (= 0: light is completely absorbed)
Advanced			
if get_v or get_a or get_z			
ResolveInFrameA	resolveInFrameAfterDifferentiation	resolveInFrame	Frame in which vectors are resolved after differentiation (1: world, 2: frame_a, 3: frame_resolve)

Connectors

Type	Name	Description
output RealOutput	r[3]	Absolute position vector frame_a.r_0 resolved in frame defined by resolveInFrame [m]
output RealOutput	v[3]	Absolute velocity vector [m/s]
output RealOutput	a[3]	Absolute acceleration vector [m/s ²]
output RealOutput	angles[3]	Angles to rotate world frame into frame_a via 'sequence' [rad]
output RealOutput	w[3]	Absolute angular velocity vector [1/s]
output RealOutput	z[3]	Absolute angular acceleration vector [1/s ²]
Frame_a	frame_a	Coordinate system at which the kinematic quantities are measured
Frame_resolve	frame_resolve	If resolveInFrame = Types.ResolveInFrameA.frame_resolve, the output signals are resolved in this frame

Modelica.Mechanics.MultiBody.Sensors.RelativeSensor

Measure relative kinematic quantities between two frame connectors



Information

Relative kinematic quantities between frame_a and frame_b are determined and provided at the conditional output signal connectors. For example, if parameter "get_r_rel = true", the connector "r_rel" is enabled and contains the relative vector from frame_a to frame_b. The following quantities can be provided as output signals:

1. Relative position vector (= r_rel)
2. Relative velocity vector (= v_rel)
3. Relative acceleration vector (= a_rel)
4. Three angles to rotate frame_a into frame_b (= angles)
5. Relative angular velocity vector (= w_rel)
6. Relative angular acceleration vector (= z_rel)

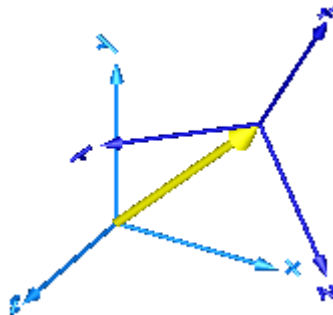
Via parameter **resolveInFrame** it is defined, in which frame a vector is resolved (before differentiation):

resolveInFrame =	Meaning
------------------	---------

Types.ResolveInFrameAB.	
world	Resolve vectors in world frame
frame_a	Resolve vectors in frame_a
frame_b	Resolve vectors in frame_b
frame_resolve	Resolve vectors in frame_resolve

If resolveInFrame = Types.ResolveInFrameAB.frame_resolve, the conditional connector "frame_resolve" is enabled and the vectors are resolved in the frame, to which frame_resolve is connected. Note, if this connector is enabled, it must be connected.

In the following figure the animation of a RelativeSensor component is shown. The light blue coordinate system is frame_a, the dark blue coordinate system is frame_b, and the yellow arrow is the animated sensor.



Note, derivatives of relative kinematic quantities are always performed with respect to the frame, in which the vector to be differentiated is resolved. After differentiation, it is possible via parameter **resolveInFrameAfterDifferentiation** (in the "Advanced" menu) to resolve the differentiated vector in another frame.

For example, if resolveInFrame = **Types.ResolveInFrameAB.frame_b**, then

```
r_rel = resolve2(frame_b.R, frame_b.r_0 - frame_a.r0);
v_rel = der(r_rel);
```

is returned ($r_rel = \text{resolve2}(\text{frame_b.R}, \text{frame_b.r}_0 - \text{frame_a.r0})$), i.e., the derivative of the relative distance from frame_a to frame_b, resolved in frame_b. If **resolveInFrameAfterDifferentiation** = Types.ResolveInFrameAB.world, then v_rel is additionally transformed to:

```
v_rel = resolve1(frame_b.R, der(r_rel))
```

The cut-force and the cut-torque in frame_resolve are always zero, whether frame_resolve is connected or not.

If **get_angles** = true, the 3 angles to rotate frame_a into frame_b along the axes defined by parameter **sequence** are returned. For example, if sequence = {3,1,2} then frame_a is rotated around angles[1] along the z-axis, afterwards it is rotated around angles[2] along the x-axis, and finally it is rotated around angles[3] along the y-axis and is then identical to frame_b. The 3 angles are returned in the range

$$-\pi \leq \text{angles}[i] \leq \pi$$

There are **two solutions** for "angles[1]" in this range. Via parameter **guessAngle1** (default = 0) the returned solution is selected such that $|\text{angles}[1] - \text{guessAngle1}|$ is minimal. The relative transformation matrix between frame_a and frame_b may be in a singular configuration with respect to "sequence", i.e., there is an infinite number of angle values leading to the same relative transformation matrix. In this case, the returned solution is selected by setting $\text{angles}[1] = \text{guessAngle1}$. Then angles[2] and angles[3] can be uniquely determined in the above range.

The parameter **sequence** has the restriction that only values 1,2,3 can be used and that $\text{sequence}[1] \neq \text{sequence}[2]$ and $\text{sequence}[2] \neq \text{sequence}[3]$. Often used values are:

```
sequence = {1,2,3} // Cardan or Tait-Bryan angle sequence
```

```
= {3,1,3} // Euler angle sequence
= {3,2,1}
```

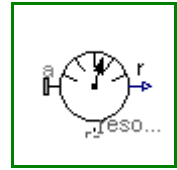
Parameters

Type	Name	Default	Description
Boolean	animation	true	= true, if animation shall be enabled (show arrow)
ResolveInFrameAB	resolveInFrame	Modelica.Mechanics.MultiBody.. ..	Frame in which vectors are resolved before differentiation (1: world, 2: frame_a, 3: frame_b, 4: frame_resolve)
Boolean	get_r_rel	false	= true, to measure the relative position vector from the origin of frame_a to frame_b
Boolean	get_v_rel	false	= true, to measure the relative velocity of the origin of frame_b with respect to frame_a
Boolean	get_a_rel	false	= true, to measure the relative acceleration of the origin of frame_b with respect to frame_a
Boolean	get_w_rel	false	= true, to measure the relative angular velocity of frame_b with respect to frame_a
Boolean	get_z_rel	false	= true, to measure the relative angular acceleration of frame_b with respect to frame_a
3 angles to rotate frame_a into frame_b along the axes defined in "sequence"			
Boolean	get_angles	false	= true, to measure the 3 rotation angles
RotationSequence	sequence	{1,2,3}	If get_angles=true: Angles are returned to rotate frame_a around axes sequence[1], sequence[2] and finally sequence[3]

			into frame_b
Angle	guessAngle1	0	If get_angles=true: Select angles[1] such that abs(angles[1] - guessAngle1) is a minimum [rad]
Animation			
if animation = true			
Diameter	arrowDiameter	world.defaultArrowDiameter	Diameter of relative arrow from frame_a to frame_b [m]
Color	arrowColor	Modelica.Mechanics.MultiBody. ..	Color of relative arrow from frame_a to frame_b
SpecularCoefficient	specularCoefficient	world.defaultSpecularCoeffic...	Reflection of ambient light (= 0: light is completely absorbed)
Advanced			
if get_v_rel or get_a_rel or get_z_rel			
ResolveInFrameAB	resolveInFrameAfterDifferentiation	resolveInFrame	Frame in which vectors are resolved after differentiation (1: world, 2: frame_a, 3: frame_b, 4: frame_resolve)

Connectors

Type	Name	Description
Frame_a	frame_a	Coordinate system a
Frame_b	frame_b	Coordinate system b
Frame_resolve	frame_resolve	If resolveInFrame = Types.ResolveInFrameAB.frame_resolve, the output signals are resolved in this frame
output RealOutput	r_rel[3]	Relative position vector frame_b.r_0 - frame_a.r_0 resolved in frame defined by resolveInFrame [m]
output RealOutput	v_rel[3]	Relative velocity vector [m/s]
output RealOutput	a_rel[3]	Relative acceleration vector [m]
output RealOutput	angles[3]	Angles to rotate frame_a into frame_b via 'sequence' [rad]
output RealOutput	w_rel[3]	Relative angular velocity vector [1/s]
output RealOutput	z_rel[3]	Relative angular acceleration vector [1/s ²]

Modelica.Mechanics.MultiBody.Sensors.AbsolutePosition**Measure absolute position vector of the origin of a frame connector****Information**

The absolute position vector of the origin of frame_a is determined and provided at the output signal connector **r**.

Via parameter **resolveInFrame** it is defined, in which frame the position vector is resolved:

resolveInFrame = Types.ResolveInFrameA.	Meaning
world	Resolve vector in world frame
frame_a	Resolve vector in frame_a
frame_resolve	Resolve vector in frame_resolve

If resolveInFrame = Types.ResolveInFrameA.frame_resolve, the conditional connector "frame_resolve" is enabled and **r** is resolved in the frame, to which frame_resolve is connected. Note, if this connector is enabled, it must be connected.

Example: If resolveInFrame = Types.ResolveInFrameA.frame_a, the output vector is computed as:

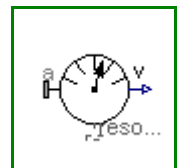
```
r = MultiBody.Frames.resolve2(frame_a.R, frame_b.r_0);
```

Parameters

Type	Name	Default	Description
ResolveInFrameA	resolveInFrame	Modelica.Mechanics.MultiBody..	Frame in which output vector r shall be resolved (1: world, 2: frame_a, 3:frame_resolve)

Connectors

Type	Name	Description
Frame_a	frame_a	Coordinate system at which the kinematic quantities are measured
output RealOutput	r[3]	Absolute position vector resolved in frame defined by resolveInFrame [m]
Frame_resolve	frame_resolve	Coordinate system in which output vector r is optionally resolved

Modelica.Mechanics.MultiBody.Sensors.AbsoluteVelocity**Measure absolute velocity vector of origin of frame connector****Information**

The absolute velocity vector of the origin of frame_a is determined and provided at the output signal connector **v**.

Via parameter **resolveInFrame** it is defined, in which frame the velocity vector is resolved:

resolveInFrame = Types.ResolveInFrameA.	Meaning
world	Resolve vector in world frame
frame_a	Resolve vector in frame_a
frame_resolve	Resolve vector in frame_resolve

If resolveInFrame = Types.ResolveInFrameA.frame_resolve, the conditional connector "frame_resolve" is

enabled and v is resolved in the frame, to which `frame_resolve` is connected. Note, if this connector is enabled, it must be connected.

Example: If `resolveInFrame = Types.ResolveInFrameA.frame_a`, the output vector is computed as:

```
r = MultiBody.Frames.resolve2(frame_a.R, frame_a.r_0);
v = der(r);
```

Parameters

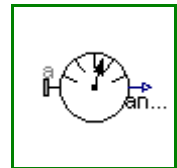
Type	Name	Default	Description
ResolveInFrameA	<code>resolveInFrame</code>	Modelica.Mechanics.MultiBody..	Frame in which output vector v shall be resolved (1: world, 2: <code>frame_a</code> , 3: <code>frame_resolve</code>)

Connectors

Type	Name	Description
Frame_a	<code>frame_a</code>	Coordinate system at which the kinematic quantities are measured
output RealOutput	<code>v[3]</code>	Absolute velocity vector resolved in frame defined by <code>resolveInFrame</code> [m/s]
Frame_resolve	<code>frame_resolve</code>	Coordinate system in which output vector v is optionally resolved

Modelica.Mechanics.MultiBody.Sensors.AbsoluteAngles

Measure absolute angles between frame connector and the world frame



Information

This model determines the 3 angles to rotate the world frame into `frame_a` along the axes defined by parameter **sequence**. For example, if `sequence = {3,1,2}` then the world frame is rotated around `angles[1]` along the z-axis, afterwards it is rotated around `angles[2]` along the x-axis, and finally it is rotated around `angles[3]` along the y-axis and is then identical to `frame_a`. The 3 angles are returned in the range

$$-\pi \leq \text{angles}[i] \leq \pi$$

There are **two solutions** for "`angles[1]`" in this range. Via parameter **guessAngle1** (default = 0) the returned solution is selected such that $|\text{angles}[1] - \text{guessAngle1}|$ is minimal. The transformation matrix between the world frame and `frame_a` may be in a singular configuration with respect to "`sequence`", i.e., there is an infinite number of angle values leading to the same relative transformation matrix. In this case, the returned solution is selected by setting `angles[1] = guessAngle1`. Then `angles[2]` and `angles[3]` can be uniquely determined in the above range.

The parameter **sequence** has the restriction that only values 1,2,3 can be used and that `sequence[1] ≠ sequence[2]` and `sequence[2] ≠ sequence[3]`. Often used values are:

```
sequence = {1,2,3} // Cardan or Tait-Bryan angle sequence
          = {3,1,3} // Euler angle sequence
          = {3,2,1}
```

Parameters

Type	Name	Default	Description
RotationSequence	<code>sequence</code>	{1,2,3}	Angles are returned to rotate world frame around axes <code>sequence[1]</code> , <code>sequence[2]</code> and finally

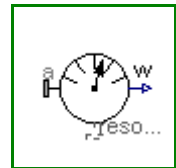
			sequence[3] into frame_a
Angle	guessAngle1	0	Select angles[1] such that $\text{abs}(\text{angles}[1] - \text{guessAngle1})$ is a minimum [rad]

Connectors

Type	Name	Description
Frame_a	frame_a	Coordinate system a from which the angles shall be determined
output RealOutput	angles[3]	Angles to rotate world frame into frame_a via 'sequence' [rad]

Modelica.Mechanics.MultiBody.Sensors.AbsoluteAngularVelocity

Measure absolute angular velocity of frame connector



Information

The absolute angular velocity of frame_a with respect to the world frame is determined and provided at the output signal connector **w**.

Via parameter **resolveInFrame** it is defined, in which frame the angular velocity is resolved:

resolveInFrame = Types.ResolveInFrameAB.	Meaning
world	Resolve vector in world frame
frame_a	Resolve vector in frame_a
frame_resolve	Resolve vector in frame_resolve

If `resolveInFrame = Types.ResolveInFrameA.frame_resolve`, the conditional connector "frame_resolve" is enabled and **w** is resolved in the frame, to which `frame_resolve` is connected. Note, if this connector is enabled, it must be connected.

Example: If `resolveInFrame = Types.ResolveInFrameA.frame_a`, the output vector is computed as:

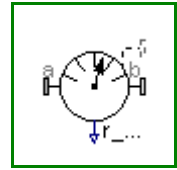
```
w = MultiBody.Frames.angularVelocity2(frame_a.R);
```

Parameters

Type	Name	Default	Description
ResolveInFrameA	resolveInFrame	Modelica.Mechanics.MultiBody..	Frame in which output vector w shall be resolved (1: world, 2: frame_a, 3: frame_resolve)

Connectors

Type	Name	Description
Frame_a	frame_a	Coordinate system at which the kinematic quantities are measured
output RealOutput	w[3]	Absolute angular velocity vector of frame_a with respect to world frame, resolved in frame defined by <code>resolveInFrame</code> [1/s]
Frame_resolve	frame_resolve	Coordinate system in which w is optionally resolved

Modelica.Mechanics.MultiBody.Sensors.RelativePosition**Measure relative position vector between the origins of two frame connectors****Information**

The relative position vector between the origins of frame_a and frame_b are determined and provided at the output signal connector **r_rel**.

Via parameter **resolveInFrame** it is defined, in which frame the position vector is resolved:

resolveInFrame = Types.ResolveInFrameAB.	Meaning
world	Resolve vector in world frame
frame_a	Resolve vector in frame_a
frame_b	Resolve vector in frame_b
frame_resolve	Resolve vector in frame_resolve

If resolveInFrame = Types.ResolveInFrameAB.frame_resolve, the conditional connector "frame_resolve" is enabled and r_rel is resolved in the frame, to which frame_resolve is connected. Note, if this connector is enabled, it must be connected.

Example: If resolveInFrame = Types.ResolveInFrameAB.frame_a, the output vector is computed as:

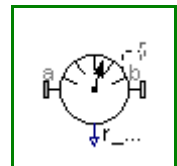
```
r_rel = MultiBody.Frames.resolve2(frame_a.R, frame_b.r_0 - frame_a.r_0);
```

Parameters

Type	Name	Default	Description
ResolveInFrameAB	resolveInFrame	Modelica.Mechanics.MultiBody..	Frame in which output vector r_rel shall be resolved (1: world, 2: frame_a, 3: frame_b, 4: frame_resolve)

Connectors

Type	Name	Description
Frame_a	frame_a	Coordinate system a
Frame_b	frame_b	Coordinate system b
output RealOutput	r_rel[3]	Relative position vector resolved in frame defined by resolveInFrame
Frame_resolve	frame_resolve	Coordinate system in which r_rel is optionally resolved

Modelica.Mechanics.MultiBody.Sensors.RelativeVelocity**Measure relative velocity vector between the origins of two frame connectors****Information**

The relative velocity vector between the origins of frame_a and of frame_b are determined and provided at the output signal connector **v_rel**.

Via parameter **resolveInFrame** it is defined, in which frame the velocity vector is resolved:

resolveInFrame = Types.ResolveInFrameAB.	Meaning
world	Resolve vector in world frame

frame_a	Resolve vector in frame_a
frame_b	Resolve vector in frame_b
frame_resolve	Resolve vector in frame_resolve

If resolveInFrame = Types.ResolveInFrameAB.frame_resolve, the conditional connector "frame_resolve" is enabled and v_rel is resolved in the frame, to which frame_resolve is connected. Note, if this connector is enabled, it must be connected.

Example: If resolveInFrame = Types.ResolveInFrameAB.frame_a, the output vector is computed as:

```
r_rel = MultiBody.Frames.resolve2(frame_a.R, frame_b.r_0 - frame_a.r_0);
v_rel = der(r_rel);
```

Parameters

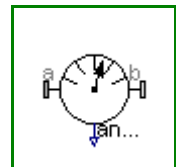
Type	Name	Default	Description
ResolveInFrameAB	resolveInFrame	Modelica.Mechanics.MultiBody..	Frame in which output vector v_rel shall be resolved (1: world, 2: frame_a, 3: frame_b, 4: frame_resolve)

Connectors

Type	Name	Description
Frame_a	frame_a	Coordinate system a
Frame_b	frame_b	Coordinate system b
output RealOutput	v_rel[3]	Relative velocity vector resolved in frame defined by resolveInFrame [m/s]
Frame_resolve	frame_resolve	Coordinate system in which v_rel is optionally resolved

Modelica.Mechanics.MultiBody.Sensors.RelativeAngles

Measure relative angles between two frame connectors



Information

This model determines the 3 angles to rotate frame_a into frame_b along the axes defined by parameter **sequence**. For example, if sequence = {3,1,2} then frame_a is rotated around angles[1] along the z-axis, afterwards it is rotated around angles[2] along the x-axis, and finally it is rotated around angles[3] along the y-axis and is then identical to frame_b. The 3 angles are returned in the range

$$-\pi \leq \text{angles}[i] \leq \pi$$

There are **two solutions** for "angles[1]" in this range. Via parameter **guessAngle1** (default = 0) the returned solution is selected such that |angles[1] - guessAngle1| is minimal. The relative transformation matrix between frame_a and frame_b may be in a singular configuration with respect to "sequence", i.e., there is an infinite number of angle values leading to the same relative transformation matrix. In this case, the returned solution is selected by setting angles[1] = guessAngle1. Then angles[2] and angles[3] can be uniquely determined in the above range.

The parameter **sequence** has the restriction that only values 1,2,3 can be used and that sequence[1] ≠ sequence[2] and sequence[2] ≠ sequence[3]. Often used values are:

```
sequence = {1,2,3} // Cardan or Tait-Bryan angle sequence
          = {3,1,3} // Euler angle sequence
          = {3,2,1}
```

Parameters

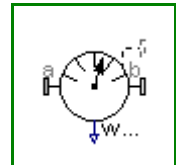
Type	Name	Default	Description
RotationSequence	sequence	{1,2,3}	Angles are returned to rotate frame_a around axes sequence[1], sequence[2] and finally sequence[3] into frame_b
Angle	guessAngle1	0	Select angles[1] such that $\text{abs}(\text{angles}[1] - \text{guessAngle1})$ is a minimum [rad]

Connectors

Type	Name	Description
Frame_a	frame_a	Coordinate system a
Frame_b	frame_b	Coordinate system b
output RealOutput	angles[3]	Angles to rotate frame_a into frame_b via 'sequence' [rad]

Modelica.Mechanics.MultiBody.Sensors.RelativeAngularVelocity

Measure relative angular velocity between two frame connectors



Information

The relative angular velocity between frame_a and frame_b is determined and provided at the output signal connector **w_rel**.

Via parameter **resolveInFrame** it is defined, in which frame the angular velocity is resolved:

resolveInFrame = Types.ResolveInFrameAB.	Meaning
world	Resolve vector in world frame
frame_a	Resolve vector in frame_a
frame_b	Resolve vector in frame_b
frame_resolve	Resolve vector in frame_resolve

If `resolveInFrame = Types.ResolveInFrameAB.frame_resolve`, the conditional connector "frame_resolve" is enabled and **w_rel** is resolved in the frame, to which frame_resolve is connected. Note, if this connector is enabled, it must be connected.

Example: If `resolveInFrame = Types.ResolveInFrameAB.frame_a`, the output vector is computed as:

```
// Relative orientation object from frame_a to frame_b
R_rel = MultiBody.Frames.relativeRotation(frame_a.R, frame_b.R);

// Angular velocity resolved in frame_a
w_rel = MultiBody.Frames.angularVelocity1(R_rel);
```

Parameters

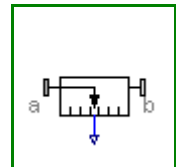
Type	Name	Default	Description
ResolveInFrameAB	resolveInFrame	Modelica.Mechanics.MultiBody..	Frame in which output vector w_rel shall be resolved (1: world, 2: frame_a, 3: frame_b, 4: frame_resolve)

Connectors

Type	Name	Description
Frame_a	frame_a	Coordinate system a
Frame_b	frame_b	Coordinate system b
output RealOutput	w_rel[3]	Relative angular velocity vector between frame_a and frame_b resolved in frame defined by resolveInFrame [1/s]
Frame_resolve	frame_resolve	Coordinate system in which w_rel is optionally resolved

Modelica.Mechanics.MultiBody.Sensors.Distance

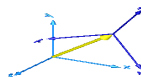
Measure the distance between the origins of two frame connectors



Information

The **distance** between the origins of frame_a and of frame_b are determined and provided at the output signal connector **distance**. This distance is always positive. **Derivatives** of this signal can be easily obtained by connecting the block [Modelica.Blocks.Continuous.Der](#) to "distance" (this block performs analytic differentiation of the input signal using the der(..) operator).

In the following figure the animation of a Distance sensor is shown. The light blue coordinate system is frame_a, the dark blue coordinate system is frame_b, and the yellow arrow is the animated sensor.



If the distance is smaller as parameter **s_small** (in the "advanced" menu), it is approximated such that its derivative is finite for zero distance. Without such an approximation, the derivative would be infinite and a division by zero would occur. The approximation is performed in the following way: If distance > s_small, it is computed as $\sqrt{r \cdot r}$ where r is the position vector from the origin of frame_a to the origin of frame_b. If the distance becomes smaller as s_small, the "sqrt()" function is approximated by a second order polynomial, such that the function value and its first derivative are identical for sqrt() and the polynomial at s_small. Furthermore, the polynomial passes through zero. The effect is, that the distance function is continuous and differentiable everywhere. The derivative at zero distance is $3/(2 \cdot s_small)$.

Parameters

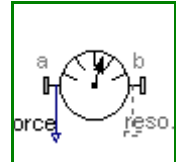
Type	Name	Default	Description
Boolean	animation	true	= true, if animation shall be enabled (show arrow)
if animation = true			
Diameter	arrowDiameter	world.defaultArrowDiameter	Diameter of relative arrow from frame_a to frame_b [m]
Color	arrowColor	Modelica.Mechanics.MultiBody..	Color of relative arrow from frame_a to frame_b
SpecularCoefficient	specularCoefficient	world.defaultSpecularCoeffic...	Reflection of ambient light (= 0: light is completely absorbed)
Advanced			
Position	s_small	1.E-10	Prevent zero-division if distance between frame_a and frame_b is zero [m]

Connectors

Type	Name	Description
Frame_a	frame_a	Coordinate system fixed to the component with one cut-force and cut-torque
Frame_b	frame_b	Coordinate system fixed to the component with one cut-force and cut-torque
output RealOutput	distance	Distance between the origin of frame_a and the origin of frame_b

Modelica.Mechanics.MultiBody.Sensors.CutForce

Measure cut force vector



Information

The cut-force acting between the two frames to which this model is connected, is determined and provided at the output signal connector **force** (= frame_a.f). If parameter **positiveSign** = **false**, the negative cut-force is provided (= frame_b.f).

Via parameter **resolveInFrame** it is defined, in which frame the force vector is resolved:

resolveInFrame = Types.ResolveInFrameAB.	Meaning
world	Resolve vector in world frame
frame_a	Resolve vector in frame_a
frame_b	Resolve vector in frame_b
frame_resolve	Resolve vector in frame_resolve

If resolveInFrame = Types.ResolveInFrameAB.frame_resolve, the conditional connector "frame_resolve" is enabled and output force is resolved in the frame, to which frame_resolve is connected. Note, if this connector is enabled, it must be connected.

In the following figure the animation of a CutForce sensor is shown. The dark blue coordinate system is frame_b, and the green arrow is the cut force acting at frame_b and with negative sign at frame_a.



Parameters

Type	Name	Default	Description
Boolean	animation	true	= true, if animation shall be enabled (show arrow)
Boolean	positiveSign	true	= true, if force with positive sign is returned (= frame_a.f), otherwise with negative sign (= frame_b.f)
ResolveInFrameA	resolveInFrame	Modelica.Mechanics.MultiBody..	Frame in which output vector(s) is/are resolved (1: world, 2: frame_a, 3: frame_resolve)
if animation = true			
Real	N_to_m	1000	Force arrow scaling (length = force/N_to_m) [N/m]
Diameter	forceDiameter	world.defaultArrowDiameter	Diameter of force arrow [m]
Color	forceColor	Modelica.Mechanics.MultiBody..	Color of force arrow
SpecularCoefficient	specularCoefficient	world.defaultSpecularCoeffic...	Reflection of ambient light (= 0:

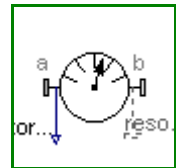
		light is completely absorbed)
--	--	-------------------------------

Connectors

Type	Name	Description
output RealOutput	force[3]	Cut force resolved in frame defined by resolveInFrame [N]
Frame_a	frame_a	Coordinate system a
Frame_b	frame_b	Coordinate system b
Frame_resolve	frame_resolve	Output vectors are optionally resolved in this frame (cut-force/-torque are set to zero)

Modelica.Mechanics.MultiBody.Sensors.CutTorque

Measure cut torque vector



Information

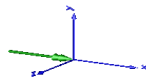
The cut-torque acting between the two frames to which this model is connected, is determined and provided at the output signal connector **torque** (= frame_a.t). If parameter **positiveSign** = **false**, the negative cut-torque is provided (= frame_b.t).

Via parameter **resolveInFrame** it is defined, in which frame the torque vector is resolved:

resolveInFrame = Types.ResolveInFrameAB.	Meaning
world	Resolve vector in world frame
frame_a	Resolve vector in frame_a
frame_b	Resolve vector in frame_b
frame_resolve	Resolve vector in frame_resolve

If resolveInFrame = Types.ResolveInFrameAB.frame_resolve, the conditional connector "frame_resolve" is enabled and output torque is resolved in the frame, to which frame_resolve is connected. Note, if this connector is enabled, it must be connected.

In the following figure the animation of a CutTorque sensor is shown. The dark blue coordinate system is frame_b, and the green arrow is the cut torque acting at frame_b and with negative sign at frame_a.



Parameters

Type	Name	Default	Description
Boolean	animation	true	= true, if animation shall be enabled (show arrow)
Boolean	positiveSign	true	= true, if torque with positive sign is returned (= frame_a.t), otherwise with negative sign (= frame_b.t)
ResolveInFrameA	resolveInFrame	Modelica.Mechanics.MultiBody..	Frame in which output vector(s) is/are resolved (1: world, 2: frame_a, 3: frame_resolve)
if animation = true			

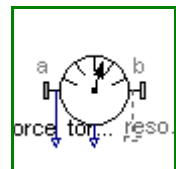
Real	Nm_to_m	1000	Torque arrow scaling (length = torque/Nm_to_m) [N.m/m]
Diameter	torqueDiameter	world.defaultArrowDiameter	Diameter of torque arrow [m]
Color	torqueColor	Modelica.Mechanics.MultiBody..	Color of torque arrow
SpecularCoefficient	specularCoefficient	world.defaultSpecularCoeffic...	Reflection of ambient light (= 0: light is completely absorbed)

Connectors

Type	Name	Description
output RealOutput	torque[3]	Cut torque resolved in frame defined by resolveInFrame
Frame_a	frame_a	Coordinate system a
Frame_b	frame_b	Coordinate system b
Frame_resolve	frame_resolve	Output vectors are optionally resolved in this frame (cut-force/-torque are set to zero)

Modelica.Mechanics.MultiBody.Sensors.CutForceAndTorque

Measure cut force and cut torque vector



Information

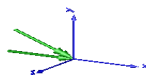
The cut-force and cut-torque acting between the two frames to which this model is connected, are determined and provided at the output signal connectors **force** (= frame_a.f) and **torque** (= frame_a.t). If parameter **positiveSign** = **false**, the negative cut-force and cut-torque is provided (= frame_b.f, frame_b.t).

Via parameter **resolveInFrame** it is defined, in which frame the two vectors are resolved:

resolveInFrame = Types.ResolveInFrameAB.	Meaning
world	Resolve vectors in world frame
frame_a	Resolve vectors in frame_a
frame_b	Resolve vectors in frame_b
frame_resolve	Resolve vectors in frame_resolve

If resolveInFrame = Types.ResolveInFrameAB.frame_resolve, the conditional connector "frame_resolve" is enabled and the output vectors force and torque are resolved in the frame, to which frame_resolve is connected. Note, if this connector is enabled, it must be connected.

In the following figure the animation of a CutForceAndTorque sensor is shown. The dark blue coordinate system is frame_b, and the green arrows are the cut force and the cut torque, respectively, acting at frame_b and with negative sign at frame_a.



Parameters

Type	Name	Default	Description
Boolean	animation	true	= true, if animation shall be enabled (show force and torque arrow)

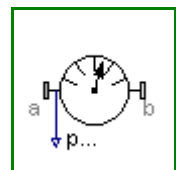
Boolean	positiveSign	true	= true, if force and torque with positive sign is returned (= frame_a.f./t), otherwise with negative sign (= frame_b.f./t)
ResolveInFrameA	resolveInFrame	Modelica.Mechanics.MultiBody..	Frame in which output vector(s) is/are resolved (1: world, 2: frame_a, 3: frame_resolve)
if animation = true			
Real	N_to_m	1000	Force arrow scaling (length = force/N_to_m) [N/m]
Real	Nm_to_m	1000	Torque arrow scaling (length = torque/Nm_to_m) [N.m/m]
Diameter	forceDiameter	world.defaultArrowDiameter	Diameter of force arrow [m]
Diameter	torqueDiameter	forceDiameter	Diameter of torque arrow [m]
Color	forceColor	Modelica.Mechanics.MultiBody..	Color of force arrow
Color	torqueColor	Modelica.Mechanics.MultiBody..	Color of torque arrow
SpecularCoefficient	specularCoefficient	world.defaultSpecularCoeffic...	Reflection of ambient light (= 0: light is completely absorbed)

Connectors

Type	Name	Description
output RealOutput	force[3]	Cut force resolved in frame defined by resolveInFrame [N]
output RealOutput	torque[3]	Cut torque resolved in frame defined by resolveInFrame
Frame_a	frame_a	Coordinate system a
Frame_b	frame_b	Coordinate system b
Frame_resolve	frame_resolve	Output vectors are optionally resolved in this frame (cut-force/-torque are set to zero)

Modelica.Mechanics.MultiBody.Sensors.Power

Measure power flowing from frame_a to frame_b



Information

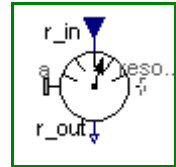
This component provides the power flowing from frame_a to frame_b as output signal **power**.

Connectors

Type	Name	Description
Frame_a	frame_a	Coordinate system fixed to the component with one cut-force and cut-torque
Frame_b	frame_b	Coordinate system fixed to the component with one cut-force and cut-torque
output RealOutput	power	Power at frame_a as output signal [W]

Modelica.Mechanics.MultiBody.Sensors.TransformAbsoluteVector

Transform absolute vector in to another frame



Information

The input vector "Real r_in[3]" is assumed to be an absolute kinematic quantity of frame_a that is defined to be resolved in the frame defined with parameter "frame_r_in". This model resolves vector r_in in the coordinate system defined with parameter "frame_r_out" and returns the transformed output vector as "Real r_out[3]";

Parameters

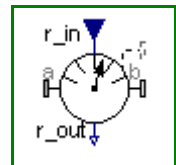
Type	Name	Default	Description
ResolveInFrameA	frame_r_in	Modelica.Mechanics.MultiBody..	Frame in which vector r_in is resolved (1: world, 2: frame_a, 3: frame_resolve)
ResolveInFrameA	frame_r_out	frame_r_in	Frame in which vector r_in shall be resolved and provided as r_out (1: world, 2: frame_a, 3: frame_resolve)

Connectors

Type	Name	Description
Frame_a	frame_a	Coordinate system from which absolute kinematic quantities are measured
Frame_resolve	frame_resolve	Coordinate system in which r_in or r_out is optionally resolved
input RealInput	r_in[3]	Input vector resolved in frame defined by frame_r_in [m]
output RealOutput	r_out[3]	Input vector r_in resolved in frame defined by frame_r_out [m]

Modelica.Mechanics.MultiBody.Sensors.TransformRelativeVector

Transform relative vector in to another frame



Information

The input vector "Real r_in[3]" is assumed to be a relative kinematic quantity between frame_a and frame_b that is defined to be resolved in the frame defined with parameter "frame_r_in". This model resolves vector r_in in the coordinate system defined with parameter "frame_r_out" and returns the transformed output vector as "Real r_out[3]";

Parameters

Type	Name	Default	Description
ResolveInFrameAB	frame_r_in	Modelica.Mechanics.MultiBody..	Frame in which vector r_in is resolved (1: world, 2: frame_a, 3: frame_b, 4: frame_resolve)
ResolveInFrameAB	frame_r_out	frame_r_in	Frame in which vector r_in shall be resolved and provided as r_out (1: world, 2: frame_a, 3: frame_b, 4: frame_resolve)

Connectors

Type	Name	Description
------	------	-------------

Frame_a	frame_a	Coordinate system a
Frame_b	frame_b	Coordinate system b
Frame_resolve	frame_resolve	Coordinate system in which r_in or r_out is optionally resolved
input RealInput	r_in[3]	Input vector resolved in frame defined by frame_r_in [m]
output RealOutput	r_out[3]	Input vector r_in resolved in frame defined by frame_r_out [m]









Modelica.Mechanics.MultiBody.Types

Constants and types with choices, especially to build menus

Information

In this package **types** and **constants** are defined that are used in the MultiBody library. The types have additional annotation choices definitions that define the menus to be built up in the graphical user interface when the type is used as parameter in a declaration.

Package Content

Name	Description
 Axis	Axis vector with choices for menus
 AxisLabel	Label of axis with choices for menus
 RotationSequence	Sequence of planar frame rotations with choices for menus
 Color	RGB representation of color (will be improved with a color editor)
 SpecularCoefficient	Reflection of ambient light (= 0: light is completely absorbed)
 ShapeType	Type of shape (box, sphere, cylinder, pipecylinder, cone, pipe, beam, gearwheel, spring, dxf-file)
 ShapeExtra	Reflection of ambient light (= 0: light is completely absorbed)
ResolveInFrameA	Enumeration to define the frame in which an absolute vector is resolved (world, frame_a, frame_resolve)
ResolveInFrameB	Enumeration to define the frame in which an absolute vector is resolved (world, frame_b, frame_resolve)
ResolveInFrameAB	Enumeration to define the frame in which a relative vector is resolved (world, frame_a, frame_b, frame_resolve)
RotationTypes	Enumeration defining in which way the fixed orientation of frame_b with respect to frame_a is specified
GravityTypes	Enumeration defining the type of the gravity field
Init	
 Defaults	Default settings of the MultiBody library via constants

Types and constants

```
type Axis = Modelica.Icons.TypeReal[3] (each final unit="1")
  "Axis vector with choices for menus";
```

```
type AxisLabel = Modelica.Icons.TypeString
  "Label of axis with choices for menus";
```

```
type RotationSequence = Modelica.Icons.TypeInteger[3] (min={1,1,1}, max={3,3,3})
```

```

"Sequence of planar frame rotations with choices for menus";

type Color = Modelica.Icons.TypeInteger[3] (each min=0, each max=255)
"RGB representation of color (will be improved with a color editor)";

type SpecularCoefficient = Modelica.Icons.TypeReal
"Reflection of ambient light (= 0: light is completely absorbed)";

type ShapeType = Modelica.Icons.TypeString
"Type of shape (box, sphere, cylinder, pipecylinder, cone, pipe, beam,
gearwheel, spring, dxf-file)";

type ShapeExtra = Modelica.Icons.TypeReal
"Reflection of ambient light (= 0: light is completely absorbed)";

type ResolveInFrameA = enumeration(
  world "Resolve in world frame",
  frame_a "Resolve in frame_a",
  frame_resolve "Resolve in frame_resolve (frame_resolve must be connected)")
"Enumeration to define the frame in which an absolute vector is resolved
(world, frame_a, frame_resolve)";

type ResolveInFrameB = enumeration(
  world "Resolve in world frame",
  frame_b "Resolve in frame_b",
  frame_resolve "Resolve in frame_resolve (frame_resolve must be connected)")
"Enumeration to define the frame in which an absolute vector is resolved
(world, frame_b, frame_resolve)";

type ResolveInFrameAB = enumeration(
  world "Resolve in world frame",
  frame_a "Resolve in frame_a",
  frame_b "Resolve in frame_b",
  frame_resolve "Resolve in frame_resolve (frame_resolve must be connected)")
"Enumeration to define the frame in which a relative vector is resolved
(world, frame_a, frame_b, frame_resolve)";

type RotationTypes = enumeration(
  RotationAxis "Rotating frame_a around an angle with a fixed axis",
  TwoAxesVectors "Resolve two vectors of frame_b in frame_a",
  PlanarRotationSequence "Planar rotation sequence")
"Enumeration defining in which way the fixed orientation of frame_b with
respect to frame_a is specified";

type GravityTypes = enumeration(
  NoGravity "No gravity field",
  UniformGravity "Uniform gravity field",
  PointGravity "Point gravity field")
"Enumeration defining the type of the gravity field";

type Init = enumeration(
  Free,
  PositionVelocity,
  SteadyState,
  Position,
  Velocity,

```

```
VelocityAcceleration,  
PositionVelocityAcceleration);
```

Modelica.Mechanics.MultiBody.Types.Defaults

Default settings of the MultiBody library via constants

Information

This package contains constants used as default setting in the MultiBody library.

Package Content

Name	Description
BodyColor={0,128,255}	Default color for body shapes that have mass (light blue)
RodColor={155,155,155}	Default color for massless rod shapes (grey)
JointColor={255,0,0}	Default color for elementary joints (red)
ForceColor={0,128,0}	Default color for force arrow (dark green)
TorqueColor={0,128,0}	Default color for torque arrow (dark green)
SpringColor={0,0,255}	Default color for a spring (blue)
SensorColor={255,255,0}	Default color for sensors (yellow)
FrameColor={0,0,0}	Default color for frame axes and labels (black)
ArrowColor={0,0,255}	Default color for arrows and double arrows (blue)
FrameHeadLengthFraction=5.0	Frame arrow head length / arrow diameter
FrameHeadWidthFraction=3.0	Frame arrow head width / arrow diameter
FrameLabelHeightFraction=3.0	Height of frame label / arrow diameter
ArrowHeadLengthFraction=4.0	Arrow head length / arrow diameter
ArrowHeadWidthFraction=3.0	Arrow head width / arrow diameter
BodyCylinderDiameterFraction=3	Default for body cylinder diameter as a fraction of body sphere diameter
JointRodDiameterFraction=2	Default for rod diameter as a fraction of joint sphere diameter attached to rod

Types and constants

```
constant Types.Color BodyColor={0,128,255}  
"Default color for body shapes that have mass (light blue)";
```

```
constant Types.Color RodColor={155,155,155}  
"Default color for massless rod shapes (grey)";
```

```
constant Types.Color JointColor={255,0,0}  
"Default color for elementary joints (red)";
```

```
constant Types.Color ForceColor={0,128,0}  
"Default color for force arrow (dark green)";
```

```
constant Types.Color TorqueColor={0,128,0}  
"Default color for torque arrow (dark green)";
```

```

constant Types.Color SpringColor={0,0,255}
"Default color for a spring (blue)";

constant Types.Color SensorColor={255,255,0}
"Default color for sensors (yellow)";

constant Types.Color FrameColor={0,0,0}
"Default color for frame axes and labels (black)";

constant Types.Color ArrowColor={0,0,255}
"Default color for arrows and double arrows (blue)";

constant Real FrameHeadLengthFraction=5.0
"Frame arrow head length / arrow diameter";

constant Real FrameHeadWidthFraction=3.0
"Frame arrow head width / arrow diameter";

constant Real FrameLabelHeightFraction=3.0
"Height of frame label / arrow diameter";

constant Real ArrowHeadLengthFraction=4.0
"Arrow head length / arrow diameter";

constant Real ArrowHeadWidthFraction=3.0 "Arrow head width / arrow diameter";

constant SI.Diameter BodyCylinderDiameterFraction=3
"Default for body cylinder diameter as a fraction of body sphere diameter";

constant Real JointRodDiameterFraction=2
"Default for rod diameter as a fraction of joint sphere diameter attached to
rod";

```

Modelica.Mechanics.MultiBody.Visualizers


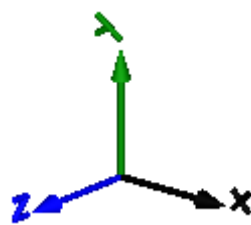

3-dimensional visual objects used for animation

Information

Package **Visualizers** contains components to visualize 3-dimensional shapes. These components are the basis for the animation features of the MultiBody library.







Content

FixedShape FixedShape2	Animation shape of a part with fixed sizes. FixedShape2 has additionally a frame_b for easier connection to further visual objects. The following shape types are supported:
---------------------------	--

	<div> <div>box sphere cylinder cone pipe</div>  <div>beam gearwheel spring</div> </div>
FixedFrame	Visualizing a coordinate system including axes labels with fixed sizes: 
FixedArrow, SignalArrow	Visualizing an arrow. Model "FixedArrow" provides a fixed sized arrow, model "SignalArrow" provides an arrow with dynamically varying length that is defined by an input signal vector: 
Advanced	Package that contains components to visualize 3-dimensional shapes where all parts of the shape can vary dynamically. Basic knowledge of Modelica is needed in order to utilize the components of this package.


The colors of the visualization components are declared with the predefined type **MultiBody.Types.Color**. This is a vector with 3 elements, {r, g, b}, and specifies the color of the shape. {r,g,b} are the "red", "green" and "blue" color parts. Note, r g, b are given as Integer[3] in the ranges 0 .. 255, respectively.

Package Content

Name	Description
 FixedShape	Animation shape of a part with fixed shape type and dynamically varying shape definition
 FixedShape2	Animation shape of a part with fixed shape type and dynamically varying shape definition with two frames
 FixedFrame	Visualizing a coordinate system including axes labels (visualization data may vary dynamically)
 FixedArrow	Visualizing an arrow with dynamically varying size in frame_a
 SignalArrow	Visualizing an arrow with dynamically varying size in frame_a based on input signal
 Advanced	Visualizers that require basic knowledge about Modelica in order to use them

Modelica.Mechanics.MultiBody.Visualizers.FixedShape


Animation shape of a part with fixed shape type and dynamically varying shape definition



Information

Model **FixedShape** defines a visual shape that is shown at the location of its frame_a. All describing data such as size and color can vary dynamically by providing appropriate expressions in the input fields of the

parameter menu. The only exception is parameter `shapeType` that cannot be changed during simulation. The following shapes are currently supported via parameter **shapeType** (e.g., `shapeType="box"`):



The dark blue arrows in the figure above are directed along variable **lengthDirection**. The light blue arrows are directed along variable **widthDirection**. The **coordinate systems** in the figure represent frame_a of the FixedShape component.

Additionally external shapes are specified as DXF-files (only 3-dim.Face is supported). External shapes must be named "1", "2" etc.. The corresponding definitions should be in files "1.dxf", "2.dxf" etc. Since the DXF-files contain color and dimensions for the individual faces, the corresponding information in the model is currently ignored. The DXF-files must be found in the current directory.

The sizes of any of the above components are specified by the **length**, **width** and **height** variables. Via variable **extra** additional data can be defined:

shapeType	Meaning of parameter extra
"cylinder"	if extra > 0, a black line is included in the cylinder to show the rotation of it.
"cone"	extra = diameter-left-side / diameter-right-side, i.e., extra = 1: cylinder extra = 0: "real" cone.
"pipe"	extra = outer-diameter / inner-diameter, i.e., extra = 1: cylinder that is completely hollow extra = 0: cylinder without a hole.
"gearwheel"	extra is the number of teeth of the gear.
"spring"	extra is the number of windings of the spring. Additionally, "height" is not the "height" but 2*coil-width.

Parameter **color** is a vector with 3 elements, {r, g, b}, and specifies the color of the shape. {r,g,b} are the "red", "green" and "blue" color parts. Note, r g, b are given as Integer[3] in the ranges 0 .. 255, respectively. The predefined type **MultiBody.Types.Color** contains a temporary menu definition of the colors used in the MultiBody library (this will be replaced by a color editor).

Parameters

Type	Name	Default	Description
Boolean	animation	true	= true, if animation shall be enabled
if animation = true			
ShapeType	shapeType	"box"	Type of shape
Position	r_shape[3]	{0,0,0}	Vector from frame_a to shape origin, resolved in frame_a [m]
Axis	lengthDirection	{1,0,0}	Vector in length direction of shape, resolved in frame_a [1]
Axis	widthDirection	{0,1,0}	Vector in width direction of shape, resolved in frame_a [1]
Distance	length		Length of shape [m]
Distance	width		Width of shape [m]
Distance	height		Height of shape [m]
Color	color	{0,128,255}	Color of shape
ShapeExtra	extra	0.0	Additional data for cylinder, cone, pipe, gearwheel and spring

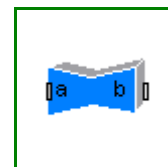
SpecularCoefficient	specularCoefficient	world.defaultSpecularCoeffic..	Reflection of ambient light (= 0: light is completely absorbed)
-------------------------------------	---------------------	--------------------------------	---

Connectors

Type	Name	Description
Frame_a	frame_a	Coordinate system in which visualization data is resolved


Modelica.Mechanics.MultiBody.Visualizers.FixedShape2

Animation shape of a part with fixed shape type and dynamically varying shape definition with two frames



Information

Model **FixedShape2** defines a visual shape that is shown at the location of its frame_a. This model is identical to **FixedShape** with the only difference that an additional frame_b is present which is parallel to frame_a. This makes it more convenient to connect several visual shapes together when building up more complex visual objects. All describing data such as size and color can vary dynamically by providing appropriate expressions in the input fields of the parameter menu. The only exception is parameter **shapeType** that cannot be changed during simulation. The following shapes are currently supported via parameter **shapeType** (e.g., shapeType="box"):



The dark blue arrows in the figure above are directed along variable **lengthDirection**. The light blue arrows are directed along variable **widthDirection**. The **coordinate systems** in the figure represent frame_a of the FixedShape component.

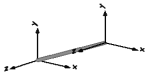
Additionally external shapes are specified as DXF-files (only 3-dim.Face is supported). External shapes must be named "1", "2" etc.. The corresponding definitions should be in files "1.dxf", "2.dxf" etc. Since the DXF-files contain color and dimensions for the individual faces, the corresponding information in the model is currently ignored. The DXF-files must be found in the current directory.

The sizes of any of the above components are specified by the **length**, **width** and **height** variables. Via variable **extra** additional data can be defined:

shapeType	Meaning of parameter extra
"cylinder"	if extra > 0, a black line is included in the cylinder to show the rotation of it.
"cone"	extra = diameter-left-side / diameter-right-side, i.e., extra = 1: cylinder extra = 0: "real" cone.
"pipe"	extra = outer-diameter / inner-diameter, i.e., extra = 1: cylinder that is completely hollow extra = 0: cylinder without a hole.
"gearwheel"	extra is the number of teeth of the gear.
"spring"	extra is the number of windings of the spring. Additionally, "height" is not the "height" but 2*coil-width.

Parameter **color** is a vector with 3 elements, {r, g, b}, and specifies the color of the shape. {r,g,b} are the "red", "green" and "blue" color parts. Note, r g, b are given as Integer[3] in the ranges 0 .. 255, respectively. The predefined type **MultiBody.Types.Color** contains a temporary menu definition of the colors used in the MultiBody library (this will be replaced by a color editor).

In the following figure the relationships between frame_a and frame_b are shown. The origin of frame_b with respect to frame_a is specified via parameter vector r .



Parameters

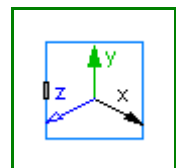
Type	Name	Default	Description
Boolean	animation	true	= true, if animation shall be enabled
if animation = true			
ShapeType	shapeType	"box"	Type of shape
Position	r_shape[3]	{0,0,0}	Vector from frame_a to shape origin, resolved in frame_a [m]
Axis	lengthDirection	$r - r_shape$	Vector in length direction of shape, resolved in frame_a [1]
Axis	widthDirection	{0,1,0}	Vector in width direction of shape, resolved in frame_a [1]
Length	length	Modelica.Math.Vectors.length..	Length of shape [m]
Distance	width	0.1	Width of shape [m]
Distance	height	width	Height of shape [m]
ShapeExtra	extra	0.0	Additional data for cylinder, cone, pipe, gearwheel and spring
Color	color	{0,128,255}	Color of shape
SpecularCoefficient	specularCoefficient	world.defaultSpecularCoeffic...	Reflection of ambient light (= 0: light is completely absorbed)

Connectors

Type	Name	Description
Frame_a	frame_a	Coordinate system a (all shape definition vectors are resolved in this frame)
Frame_b	frame_b	Coordinate system b

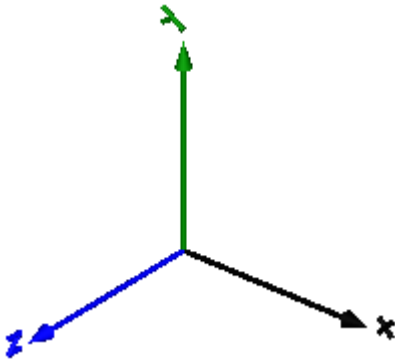
Modelica.Mechanics.MultiBody.Visualizers.FixedFrame

Visualizing a coordinate system including axes labels (visualization data may vary dynamically)



Information

Model **FixedFrame** visualizes the three axes of its coordinate system **frame_a** together with appropriate axes labels. A typical example is shown in the following figure:



The sizes of the axes, the axes colors and the specular coefficient (= reflection factor for ambient light) can vary dynamically by providing appropriate expressions in the input fields of the parameter menu.

Parameters

Type	Name	Default	Description
Boolean	animation	true	= true, if animation shall be enabled
if animation = true			
Boolean	showLabels	true	= true, if labels shall be shown
Distance	length	0.5	Length of axes arrows [m]
Distance	diameter	length/world.defaultFrameDia...	Diameter of axes arrows [m]
Color	color_x	Modelica.Mechanics.MultiBody..	Color of x-arrow
Color	color_y	color_x	Color of y-arrow
Color	color_z	color_x	Color of z-arrow
SpecularCoefficient	specularCoefficient	world.defaultSpecularCoeffic...	Reflection of ambient light (= 0: light is completely absorbed)

Connectors

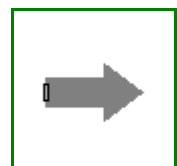
Type	Name	Description
Frame_a	frame_a	Coordinate system in which visualization data is resolved

Modelica.Mechanics.MultiBody.Visualizers.FixedArrow

Visualizing an arrow with dynamically varying size in frame_a

Information

Model **FixedArrow** defines an arrow that is shown at the location of its frame_a.





The direction of the arrow specified with vector **n** is with respect to frame_a, i.e., the local frame to which the arrow component is attached. The direction and length of the arrow, its diameter and color can vary dynamically by providing appropriate expressions in the input fields of the parameter menu.

Parameters

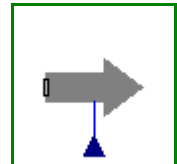
Type	Name	Default	Description
Boolean	animation	true	= true, if animation shall be enabled
if animation = true			
Position	r_tail[3]	{0,0,0}	Vector from frame_a to arrow tail, resolved in frame_a [m]
Axis	n	{1,0,0}	Vector in arrow direction, resolved in frame_a [1]
Length	length	0.1	Length of complete arrow [m]
Diameter	diameter	world.defaultArrowDiameter	Diameter of arrow line [m]
Color	color	{0,0,255}	Color of arrow
SpecularCoefficient	specularCoefficient	world.defaultSpecularCoeffic..	Reflection of ambient light (= 0: light is completely absorbed)

Connectors

Type	Name	Description
Frame_a	frame_a	Coordinate system in which visualization data is resolved

Modelica.Mechanics.MultiBody.Visualizers.SignalArrow

Visualizing an arrow with dynamically varying size in frame_a based on input signal



Information

Model **SignalArrow** defines an arrow that is dynamically visualized at the location where its frame_a is attached. The position vector from the tail to the head of the arrow, resolved in frame_a, is defined via the signal vector of the connector **r_head** (Real r_head[3]):



The tail of the arrow is defined with parameter **r_tail** with respect to frame_a (vector from the origin of frame_a to the arrow tail).

Parameters

Type	Name	Default	Description
Boolean	animation	true	= true, if animation shall be enabled
if animation = true			
Position	r_tail[3]	{0,0,0}	Vector from frame_a to arrow tail, resolved in frame_a [m]

Diameter	diameter	world.defaultArrowDiameter	Diameter of arrow line [m]
Color	color	{0,0,255}	Color of arrow
SpecularCoefficient	specularCoefficient	world.defaultSpecularCoeffic..	Reflection of ambient light (= 0: light is completely absorbed)

Connectors

Type	Name	Description
Frame_a	frame_a	Coordinate system in which visualization data is resolved
input RealInput	r_head[3]	Position vector from origin of frame_a to head of arrow, resolved in frame_a [m]











Modelica.Mechanics.MultiBody.Visualizers.Advanced

Visualizers that require basic knowledge about Modelica in order to use them


Information



Package **Visualizers.Advanced** contains components to visualize 3-dimensional shapes with dynamical sizes. None of the components has a frame connector. The position and orientation is set via modifiers. Basic knowledge of Modelica is needed in order to utilize the components of this package. These components have also to be used for models, where the forces and torques in the frame connector are set via equations (in this case, the models of the Visualizers package cannot be used, since they all have frame connectors).

Content

Arrow	Visualizing an arrow where all parts of the arrow can vary dynamically: 
DoubleArrow	Visualizing a double arrow where all parts of the arrow can vary dynamically: 
Shape	Animation shape of a part with dynamically varying sizes. The following shape types are supported: <div style="display: flex; flex-wrap: wrap; justify-content: space-around; align-items: flex-start;"> <div style="text-align: center;">box </div> <div style="text-align: center;">sphere </div> <div style="text-align: center;">cylinder </div> <div style="text-align: center;">cone </div> <div style="text-align: center;">pipe </div> <div style="text-align: center;">beam </div> <div style="text-align: center;">gearwheel </div> <div style="text-align: center;">spring </div> </div>


Package Content

Name	Description
 Arrow	Visualizing an arrow with variable size; all data have to be set as modifiers (see info layer)

 DoubleArrow	Visualizing a double arrow with variable size; all data have to be set as modifiers (see info layer)
 Shape	Different visual shapes with variable size; all data have to be set as modifiers (see info layer)

Modelica.Mechanics.MultiBody.Visualizers.Advanced.Arrow

Visualizing an arrow with variable size; all data have to be set as modifiers (see info layer)



Information

Model **Arrow** defines an arrow that is dynamically visualized at the defined location (see variables below).



The variables under heading **Parameters** below are declared as (time varying) **input** variables. If the default equation is not appropriate, a corresponding modifier equation has to be provided in the model where an **Arrow** instance is used, e.g., in the form

```
Visualizers.Advanced.Arrow arrow(diameter = sin(time));
```


Variable **color** is an Integer vector with 3 elements, {r, g, b}, and specifies the color of the shape. {r,g,b} are the "red", "green" and "blue" color parts. Note, r g, b are given in the range 0 .. 255. The predefined type **MultiBody.Types.Color** contains a menu definition of the colors used in the MultiBody library (will be replaced by a color editor).

Parameters

Type	Name	Default	Description
Orientation	R	Frames.nullRotation()	Orientation object to rotate the world frame into the arrow frame.
Position	r[3]	{0,0,0}	Position vector from origin of world frame to origin of arrow frame, resolved in world frame [m]
Position	r_tail[3]	{0,0,0}	Position vector from origin of arrow frame to arrow tail, resolved in arrow frame [m]
Position	r_head[3]	{0,0,0}	Position vector from arrow tail to the head of the arrow, resolved in arrow frame [m]
Diameter	diameter	world.defaultArrowDiameter	Diameter of arrow line [m]
Color	color	Modelica.Mechanics.MultiBody..	Color of arrow
SpecularCoefficient	specularCoefficient	world.defaultSpecularCoeffic...	Material property describing the reflecting of ambient light (= 0 means, that light is completely absorbed)

Modelica.Mechanics.MultiBody.Visualizers.Advanced.DoubleArrow

Visualizing a double arrow with variable size; all data have to be set as modifiers (see info layer)

**Information**

Model **DoubleArrow** defines a double arrow that is dynamically visualized at the defined location (see variables below).



The variables under heading **Parameters** below are declared as (time varying) **input** variables. If the default equation is not appropriate, a corresponding modifier equation has to be provided in the model where an **Arrow** instance is used, e.g., in the form

```
Visualizers.Advanced.DoubleArrow doubleArrow(diameter = sin(time));
```

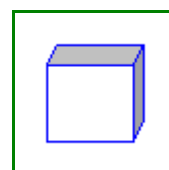
Variable **color** is an Integer vector with 3 elements, {r, g, b}, and specifies the color of the shape. {r,g,b} are the "red", "green" and "blue" color parts. Note, r g, b are given in the range 0 .. 255. The predefined type **MultiBody.Types.Color** contains a menu definition of the colors used in the MultiBody library (will be replaced by a color editor).

Parameters

Type	Name	Default	Description
Orientation	R	Frames.nullRotation()	Orientation object to rotate the world frame into the arrow frame.
Position	r[3]	{0,0,0}	Position vector from origin of world frame to origin of arrow frame, resolved in world frame [m]
Position	r_tail[3]	{0,0,0}	Position vector from origin of arrow frame to double arrow tail, resolved in arrow frame [m]
Position	r_head[3]	{0,0,0}	Position vector from double arrow tail to the head of the double arrow, resolved in arrow frame [m]
Diameter	diameter	world.defaultArrowDiameter	Diameter of arrow line [m]
Color	color	Modelica.Mechanics.MultiBody..	Color of double arrow
SpecularCoefficient	specularCoefficient	world.defaultSpecularCoeffic...	Material property describing the reflecting of ambient light (= 0 means, that light is completely absorbed)

Modelica.Mechanics.MultiBody.Visualizers.Advanced.Shape

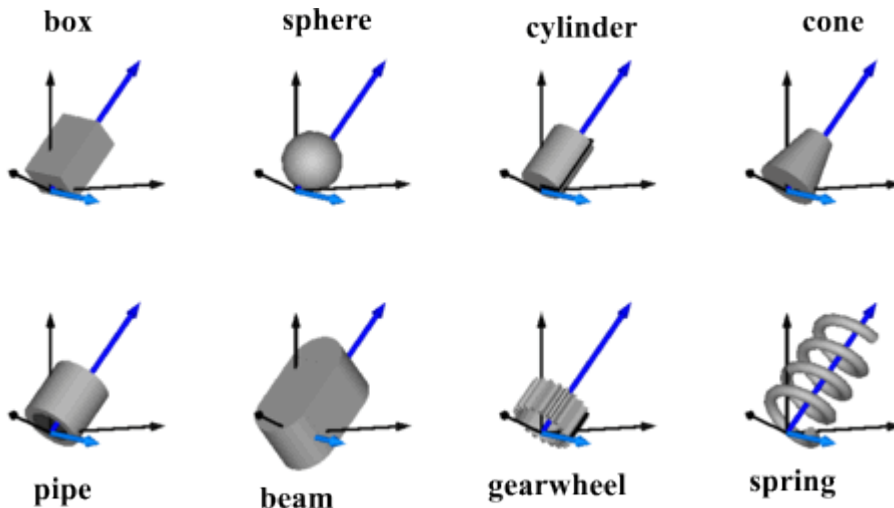
Different visual shapes with variable size; all data have to be set as modifiers (see info layer)

**Information**

Model **Shape** defines a visual shape that is shown at the location of its reference coordinate system, called 'object frame' below. All describing variables such as size and color can vary dynamically (with the only

exception of parameter `shapeType`). The default equations in the declarations should be modified by providing appropriate equations. Model **Shape** is usually used as a basic building block to implement simpler to use graphical components.

The following shapes are supported via parameter **shapeType** (e.g., `shapeType="box"`):



The dark blue arrows in the figure above are directed along variable **lengthDirection**. The light blue arrows are directed along variable **widthDirection**. The **coordinate systems** in the figure represent `frame_a` of the **Shape** component.

Additionally, external shapes are specified as DXF-files (only 3-dim.Face is supported). External shapes must be named "1", "2" etc.. The corresponding definitions should be in files "1.dxf", "2.dxf" etc. Since the DXF-files contain color and dimensions for the individual faces, the corresponding information in the model is currently ignored. The DXF-files must be found either in the current directory or in the directory where the **Shape** instance is stored that references the DXF file.

Via input variable **extra** additional sizing data is defined according to:

shapeType	Meaning of variable extra
"cylinder"	if <code>extra > 0</code> , a black line is included in the cylinder to show the rotation of it.
"cone"	<code>extra</code> = diameter-left-side / diameter-right-side, i.e., <code>extra = 1</code> : cylinder <code>extra = 0</code> : "real" cone.
"pipe"	<code>extra</code> = outer-diameter / inner-diameter, i.e., <code>extra = 1</code> : cylinder that is completely hollow <code>extra = 0</code> : cylinder without a hole.
"gearwheel"	<code>extra</code> is the number of teeth of the gear.
"spring"	<code>extra</code> is the number of windings of the spring. Additionally, "height" is not the "height" but <code>2*coil-width</code> .

Parameter **color** is an Integer vector with 3 elements, {r, g, b}, and specifies the color of the shape. {r,g,b} are the "red", "green" and "blue" color parts. Note, r g, b are given in the range 0 .. 255. The predefined type **MultiBody.Types.Color** contains a menu definition of the colors used in the MultiBody library (will be replaced by a color editor).

The variables under heading **Parameters** below are declared as (time varying) **input** variables. If the default equation is not appropriate, a corresponding modifier equation has to be provided in the model where a **Shape** instance is used, e.g., in the form

```
Visualizers.Advanced.Shape shape(length = sin(time));
```

Parameters

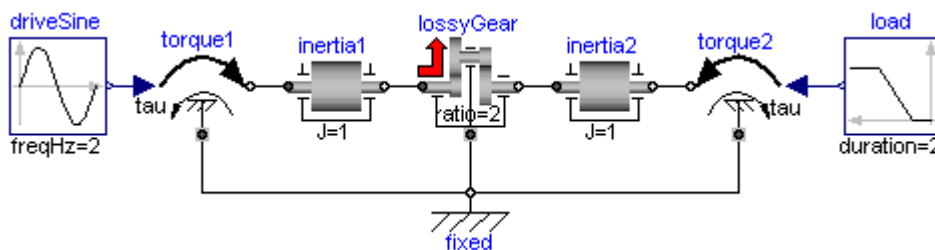
Type	Name	Default	Description
ShapeType	shapeType	"box"	Type of shape (box, sphere, cylinder, pipecylinder, cone, pipe, beam, gearwheel, spring)
Orientation	R	Frames.nullRotation()	Orientation object to rotate the world frame into the object frame
Position	r[3]	{0,0,0}	Position vector from origin of world frame to origin of object frame, resolved in world frame [m]
Position	r_shape[3]	{0,0,0}	Position vector from origin of object frame to shape origin, resolved in object frame [m]
Real	lengthDirection[3]	{1,0,0}	Vector in length direction, resolved in object frame [1]
Real	widthDirection[3]	{0,1,0}	Vector in width direction, resolved in object frame [1]
Length	length	0	Length of visual object [m]
Length	width	0	Width of visual object [m]
Length	height	0	Height of visual object [m]
ShapeExtra	extra	0.0	Additional size data for some of the shape types
Integer	color[3]	{255,0,0}	Color of shape
SpecularCoefficient	specularCoefficient	0.7	Reflection of ambient light (= 0: light is completely absorbed)

Modelica.Mechanics.Rotational

Library to model 1-dimensional, rotational mechanical systems

Information

Library **Rotational** is a **free** Modelica package providing 1-dimensional, rotational mechanical components to model in a convenient way drive trains with frictional losses. A typical, simple example is shown in the next figure:



For an introduction, have especially a look at:







- [Rotational.UsersGuide](#) discusses the most important aspects how to use this library.
- [Rotational.Examples](#) contains examples that demonstrate the usage of this library.

In version 3.0 of the Modelica Standard Library, the basic design of the library has changed: Previously, bearing connectors could or could not be connected. In 3.0, the bearing connector is renamed to "support" and this connector is enabled via parameter "useSupport". If the support connector is enabled, it must be connected, and if it is not enabled, it must not be connected.

Copyright © 1998-2007, Modelica Association and DLR.

This Modelica package is **free** software; it can be redistributed and/or modified under the terms of the **Modelica license**, see the license conditions and the accompanying **disclaimer** [here](#).

Package Content








Name	Description
 UsersGuide	User's Guide of Rotational Library
 Examples	Demonstration examples of the components of this package
 Components	Components for 1D rotational mechanical drive trains
 Sources	Sources to drive 1D rotational mechanical components
 Sensors	Sensors to measure variables in 1D rotational mechanical components
 Interfaces	Connectors and partial models for 1D rotational mechanical components

Modelica.Mechanics.Rotational.UsersGuide

Library **Rotational** is a **free** Modelica package providing 1-dimensional, rotational mechanical components to model in a convenient way drive trains with frictional losses.



Package Content

Name	Description
 Overview	Overview
 FlangeConnectors	Flange Connectors
 SupportTorques	Support Torques
 SignConventions	Sign Conventions
 UserDefinedComponents	User Defined Components
 RequirementsForSimulationTool	Requirements for Simulation Tools
 Contact	Contact

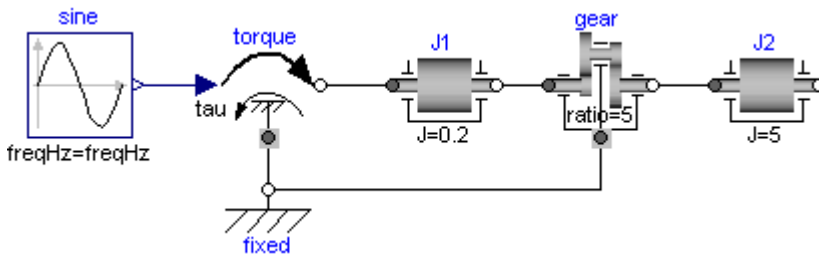
Modelica.Mechanics.Rotational.UsersGuide.Overview

This package contains components to model **1-dimensional rotational mechanical** systems, including different types of gearboxes, shafts with inertia, external torques, spring/damper elements, frictional elements, backlash, elements to measure angle, angular velocity, angular acceleration and the cut-torque of a flange. In sublibrary **Examples** several examples are present to demonstrate the usage of the elements. Just open the corresponding example model and simulate the model according to the provided description.



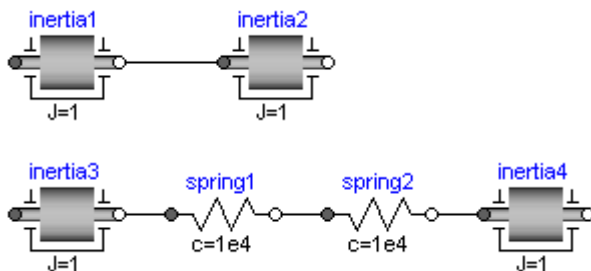
A unique feature of this library is the **component-oriented** modeling of **Coulomb friction** elements, such as friction in bearings, clutches, brakes, and gear efficiency. Even (dynamically) coupled friction elements, e.g., as in automatic gearboxes, can be handled **without** introducing stiffness which leads to fast simulations. The underlying theory is new and is based on the solution of mixed continuous/discrete systems of equations, i.e., equations where the **unknowns** are of type **Real**, **Integer** or **Boolean**. Provided appropriate numerical algorithms for the solution of such types of systems are available in the simulation tool, the

simulation of (dynamically) coupled friction elements of this library is **efficient** and **reliable**.



A simple example of the usage of this library is given in the figure above. This drive consists of a shaft with inertia $J_1=0.2$ which is connected via an ideal gearbox with gear ratio=5 to a second shaft with inertia $J_2=5$. The left shaft is driven via an external, sinusoidal torque. The **filled** and **non-filled grey squares** at the left and right side of a component represent **mechanical flanges**. Drawing a line between such squares means that the corresponding flanges are **rigidly attached** to each other. By convention in this library, the connector characterized as a **filled** grey square is called **flange_a** and placed at the left side of the component in the "design view" and the connector characterized as a **non-filled** grey square is called **flange_b** and placed at the right side of the component in the "design view". The two connectors are completely **identical**, with the only exception that the graphical layout is a little bit different in order to distinguish them for easier access of the connector variables. For example, $J1.flange_a.tau$ is the cut-torque in the connector *flange_a* of component *J1*.

The components of this library can be **connected** together in an **arbitrary** way. E.g., it is possible to connect two springs or two shafts with inertia directly together, see figure below.



Modelica.Mechanics.Rotational.UsersGuide.FlangeConnectors

A flange is described by the connector class `Interfaces.Flange_a` or `Interfaces.Flange_b`. As already noted, the two connector classes are completely identical. There is only a difference in the icons, in order to easier identify a flange variable in a diagram. Both connector classes contain the following variables:

```
Modelica.SIunits.Angle    phi  "Absolute rotation angle of flange";
flow Modelica.SIunits.Torque tau "Cut-torque in the flange";
```

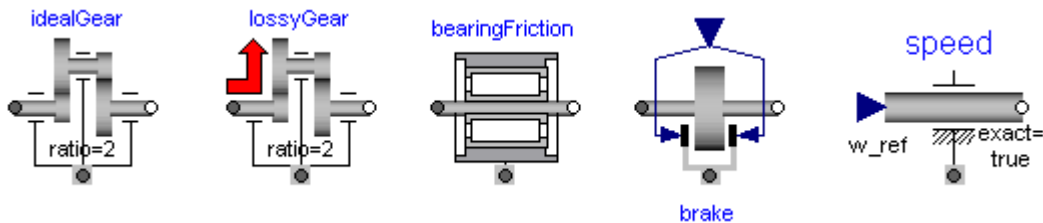
If needed, the angular velocity w and the angular acceleration a of a flange connector can be determined by differentiation of the flange angle ϕ :

```
w = der(phi);    a = der(w);
```

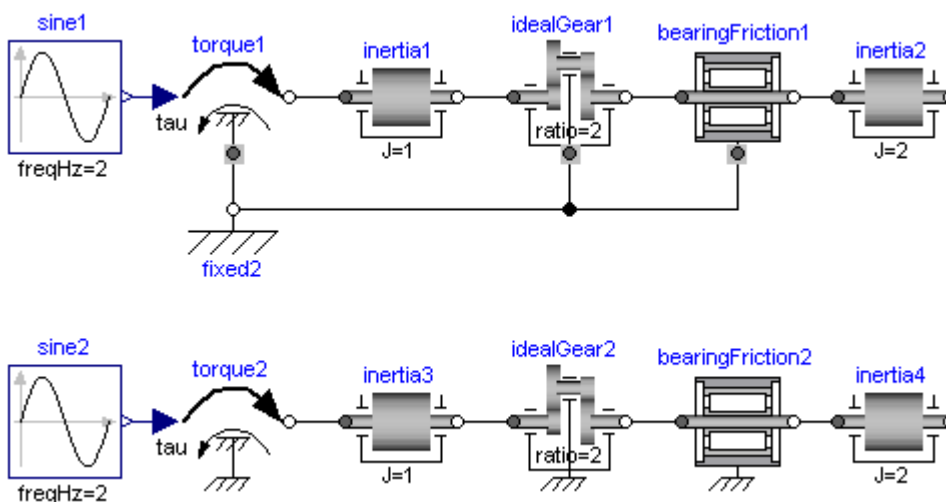
Modelica.Mechanics.Rotational.UsersGuide.SupportTorques

The following figure shows examples of components equipped with a support flange (framed flange in the lower center), which can be used to fix components on the ground or on other

rotating elements or to combine them with force elements. Via Boolean parameter **useSupport**, the support torque is enabled or disabled. If it is enabled, it must be connected. If it is disabled, it must not be connected. Enabled support flanges offer, e.g., the possibility to model gearboxes mounted on the ground via spring-damper-systems (cf. example [ElasticBearing](#)).



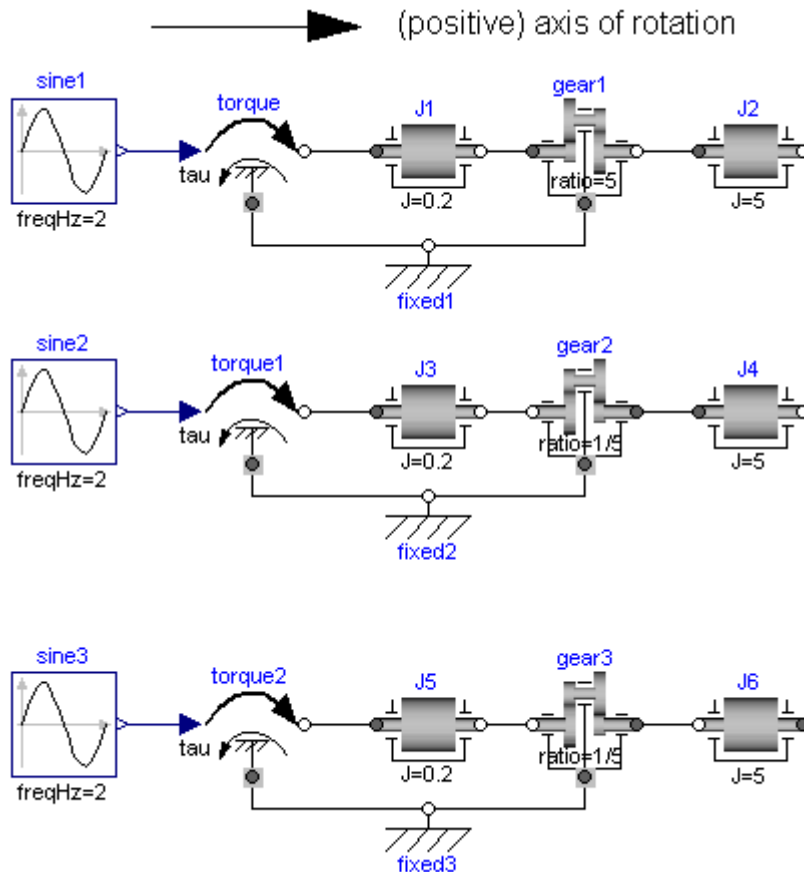
Depending on the setting of **useSupport**, the icon of the corresponding component is changing, to either show the support flange or a ground mounting. For example, the two implementations in the following figure give identical results.



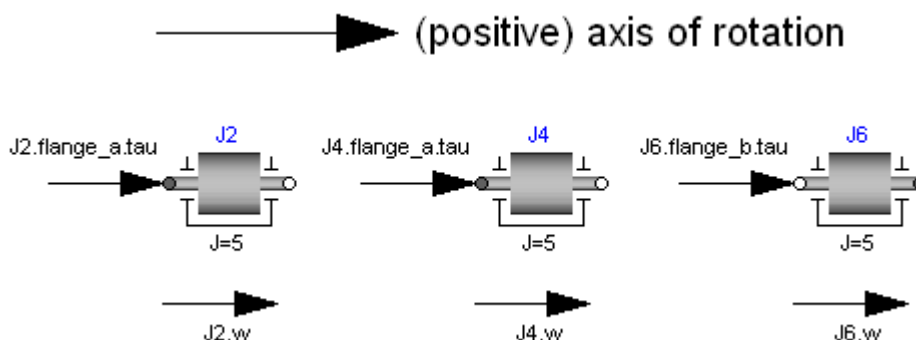
Modelica.Mechanics.Rotational.UsersGuide.SignConventions

The variables of a component of this library can be accessed in the usual way. However, since most of these variables are basically elements of **vectors**, i.e., have a direction, the question arises how the signs of variables shall be interpreted. The basic idea is explained at hand of the following figure:

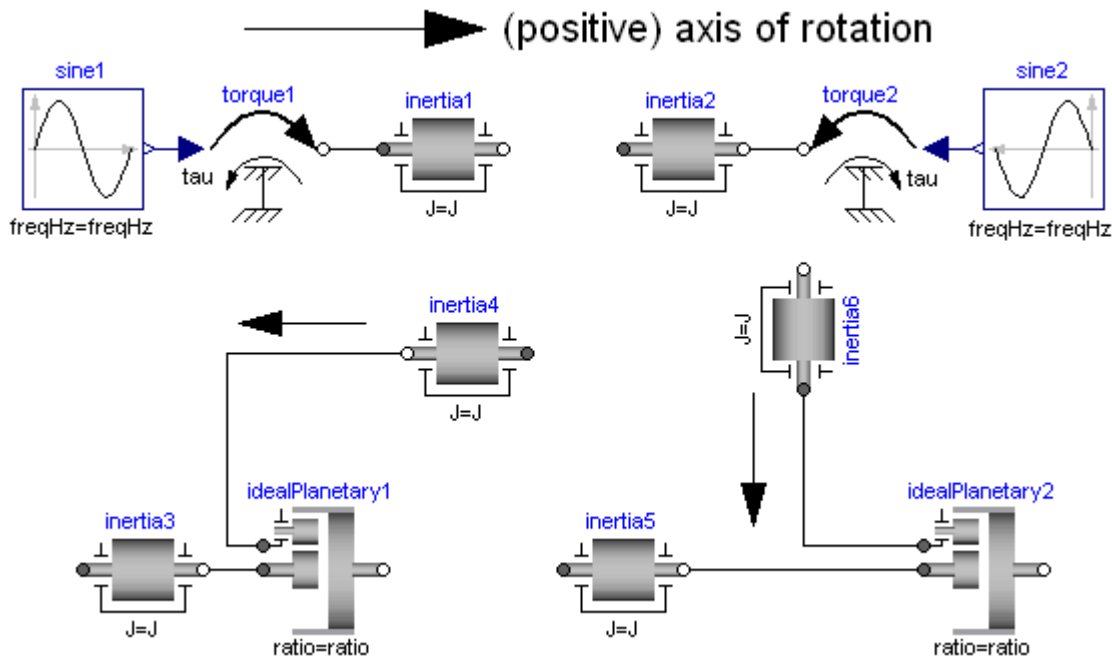




In the figure, three identical drive trains are shown. The only difference is that the gear of the middle drive train and the gear as well as the right inertia of the lower drive train are horizontally flipped with regards to the upper drive train. The signs of variables are now interpreted in the following way: Due to the 1-dimensional nature of the model, all components are basically connected together along one line (more complicated cases are discussed below). First, one has to define a **positive** direction of this line, called **axis of rotation**. In the top part of the figure this is characterized by an arrow defined as axis of rotation. The simple rule is now: If a variable of a component is positive and can be interpreted as the element of a vector (e.g. torque or angular velocity vector), the corresponding vector is directed into the positive direction of the axis of rotation. In the following figure, the right-most inertias of the figure above are displayed with the positive vector direction displayed according to this rule:



The cut-torques $J2.flange_a.tau$, $J4.flange_a.tau$, $J6.flange_b.tau$ of the right inertias are all identical and are directed into the direction of rotation if the values are positive. Similarly, the angular velocities $J2.w$, $J4.w$, $J6.w$ of the right inertias are all identical and are also directed into the direction of rotation if the values are positive. Some special cases are shown in the next figure:



In the upper part of the figure, two variants of the connection of an external torque and an inertia are shown. In both cases, a positive signal input into the torque component accelerates the inertias *inertia1*, *inertia2* into the positive axis of rotation, i.e., the angular accelerations *inertia1.a*, *inertia2.a* are positive and are directed along the "axis of rotation" arrow. In the lower part of the figure the connection of inertias with a planetary gear is shown. Note, that the three flanges of the planetary gearbox are located along the axis of rotation and that the axis direction determines the positive rotation along these flanges. As a result, the positive rotation for *inertia4*, *inertia6* is as indicated with the additional grey arrows.

Modelica.Mechanics.Rotational.UsersGuide.UserDefinedComponents

In this section some hints are given to define your own 1-dimensional rotational components which are compatible with the elements of this package. It is convenient to define a new component by inheritance from one of the following base classes, which are defined in sublibrary Interfaces:

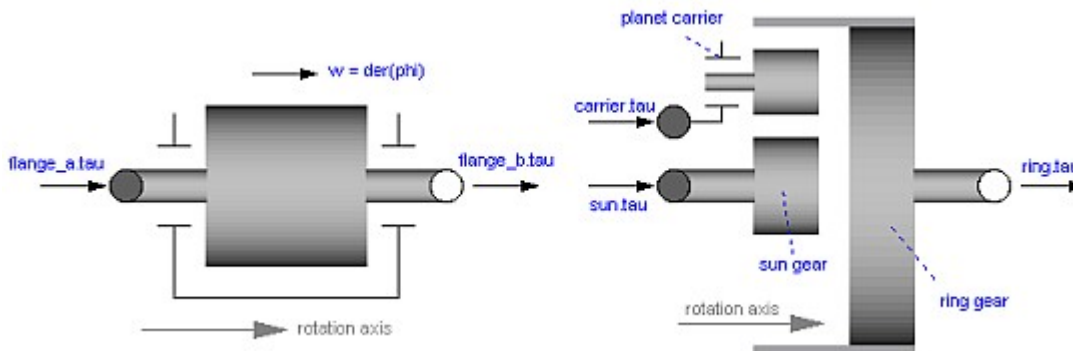


Name	Description
PartialRigid	Rigid connection of two rotational 1-dim. flanges (used for elements with inertia).
PartialCompliant	Compliant connection of two rotational 1-dim. flanges (used for force laws such as a spring or a damper).
PartialGear	Partial model for a 1-dim. rotational gear consisting of the flange of an input shaft, the flange of an output shaft and the support.
PartialTorque	Partial model of a torque acting at the flange (accelerates the flange).
PartialTwoFlanges	General connection of two rotational 1-dim. flanges.
PartialAbsoluteSensor	Measure absolute flange variables.
PartialRelativeSensor	Measure relative flange variables.

The difference between these base classes are the auxiliary variables defined in the model and the relations between the flange variables already defined in the base class. For example, in model **PartialRigid** the flanges *flange_a* and *flange_b* are rigidly connected, i.e., *flange_a.phi* = *flange_b.phi*, whereas in model **PartialCompliant** the cut-torques are the same, i.e., *flange_a.tau* + *flange_b.tau* = 0.

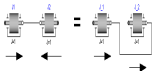
The equations of a mechanical component are vector equations, i.e., they need to be expressed in a common coordinate system. Therefore, for a component a **local axis of rotation** has to be defined. All

vector quantities, such as cut-torques or angular velocities have to be expressed according to this definition. Examples for such a definition are given in the following figure for an inertia component and a planetary gearbox:



As can be seen, all vectors are directed into the direction of the rotation axis. The angles in the flanges are defined correspondingly. For example, the angle `sun.phi` in the flange of the sun wheel of the planetary gearbox is positive, if rotated in mathematical positive direction (= counter clock wise) along the axis of rotation.

On first view, one may assume that the selected local coordinate system has an influence on the usage of the component. But this is not the case, as shown in the next figure:



In the figure the **local** axes of rotation of the components are shown. The connection of two inertias in the left and in the right part of the figure are completely equivalent, i.e., the right part is just a different drawing of the left part. This is due to the fact, that by a connection, the two local coordinate systems are made identical and the (automatically) generated connection equations (= angles are identical, cut-torques sum-up to zero) are also expressed in this common coordinate system. Therefore, even if in the left figure it seems to be that the angular velocity vector of J_2 goes from right to left, in reality it goes from left to right as shown in the right part of the figure, where the local coordinate systems are drawn such that they are aligned. Note, that the simple rule stated in section 4 (Sign conventions) also determines that the angular velocity of J_2 in the left part of the figure is directed from left to right.

To summarize, the local coordinate system selected for a component is just necessary, in order that the equations of this component are expressed correctly. The selection of the coordinate system is arbitrary and has no influence on the usage of the component. Especially, the actual direction of, e.g., a cut-torque is most easily determined by the rule of section 4. A more strict determination by aligning coordinate systems and then using the vector direction of the local coordinate systems, often requires a re-drawing of the diagram and is therefore less convenient to use.

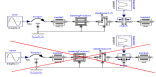
Modelica.Mechanics.Rotational.UsersGuide.RequirementsForSimulationTool

This library is designed in a fully object oriented way in order that components can be connected together in every meaningful combination (e.g. direct connection of two springs or two inertias). As a consequence, most models lead to a system of differential-algebraic equations of **index 3** (= constraint equations have to be differentiated twice in order to arrive at a state space representation) and the Modelica translator or the simulator has to cope with this system representation. According to our present knowledge, this requires that the Modelica translator is able to symbolically differentiate equations (otherwise it is e.g. not possible to provide consistent initial conditions; even if consistent initial conditions are present, most numerical DAE integrators can cope at most with index 2 DAEs).

The elements of this library can be connected together in an arbitrary way. However, difficulties may occur, if the elements which can **lock** the **relative motion** between two flanges are connected **rigidly** together such



that essentially the **same relative motion** can be locked. The reason is that the cut-torque in the locked phase is not uniquely defined if the elements are locked at the same time instant (i.e., there does not exist a unique solution) and some simulation systems may not be able to handle this situation, since this leads to a singularity during simulation. Currently, this type of problem can occur with the Coulomb friction elements **BearingFriction**, **Clutch**, **Brake**, **LossyGear** when the elements become stuck:



In the figure above two typical situations are shown: In the upper part of the figure, the series connection of rigidly attached BearingFriction and Clutch components are shown. This does not hurt, because the BearingFriction element can lock the relative motion between the element and the housing, whereas the clutch element can lock the relative motion between the two connected flanges. Contrary, the drive train in the lower part of the figure may give rise to simulation problems, because the BearingFriction element and the Brake element can lock the relative motion between a flange and the housing and these flanges are rigidly connected together, i.e., essentially the same relative motion can be locked. These difficulties may be solved by either introducing a compliance between these flanges or by combining the BearingFriction and Brake element into one component and resolving the ambiguity of the frictional torque in the stuck mode. A tool may handle this situation also **automatically**, by picking one solution of the infinitely many, e.g., the one where the difference to the value of the previous time instant is as small as possible.

Modelica.Mechanics.Rotational.UsersGuide.Contact

Library Officer

[Martin Otter](#)

Deutsches Zentrum für Luft und Raumfahrt e.V. (DLR)
 Institut für Robotik und Mechatronik (DLR-RM)
 Abteilung Systemdynamik und Regelungstechnik
 Postfach 1116
 D-82230 Wessling
 Germany
 email: Martin.Otter@dlr.de



Contributors to this library:

- [Martin Otter](#) (DLR-RM)
- Christian Schweiger (DLR-RM, until 2006).
- [Anton Haumer](#)
 Technical Consulting & Electrical Engineering
 A-3423 St.Andrae-Woerden, Austria
 email: a.haumer@haumer.at

Modelica.Mechanics.Rotational.Examples










Demonstration examples of the components of this package

Information

This package contains example models to demonstrate the usage of the Modelica.Mechanics.Rotational package. Open the models and simulate them according to the provided description in the models.

Package Content

Name	Description
------	-------------

 First	First example: simple drive train
 FirstGrounded	First example: simple drive train with grounded elements
 Friction	Drive train with clutch and brake
 CoupledClutches	Drive train with 3 dynamically coupled clutches
 LossyGearDemo1	Example to show that gear efficiency may lead to stuck motion
 LossyGearDemo2	Example to show combination of LossyGear and BearingFriction
 ElasticBearing	Example to show possible usage of support flange
 Backlash	Example to demonstrate backlash
 RollingWheel	Demonstrate coupling Rotational - Translational

Modelica.Mechanics.Rotational.Examples.First

First example: simple drive train



Information

The drive train consists of a motor inertia which is driven by a sine-wave motor torque. Via a gearbox the rotational energy is transmitted to a load inertia. Elasticity in the gearbox is modeled by a spring element. A linear damper is used to model the damping in the gearbox bearing.

Note, that a force component (like the damper of this example) which is acting between a shaft and the housing has to be fixed in the housing on one side via component Fixed.

Simulate for 1 second and plot the following variables:
angular velocities of inertias inertia2 and 3: inertia2.w, inertia3.w

Parameters

Type	Name	Default	Description
Torque	amplitude	10	Amplitude of driving torque [N.m]
Frequency	freqHz	5	Frequency of driving torque [Hz]
Inertia	Jmotor	0.1	Motor inertia [kg.m ²]
Inertia	Jload	2	Load inertia [kg.m ²]
Real	ratio	10	Gear ratio
Real	damping	10	Damping in bearing of gear

Modelica.Mechanics.Rotational.Examples.FirstGrounded

First example: simple drive train with grounded elements



Information

The drive train consists of a motor inertia which is driven by a sine-wave motor torque. Via a gearbox the rotational energy is transmitted to a load inertia. Elasticity in the gearbox is modeled by a spring element. A linear damper is used to model the damping in the gearbox bearing.

Note, that a force component (like the damper of this example) which is acting between a shaft and the housing has to be fixed in the housing on one side via component Fixed.

Simulate for 1 second and plot the following variables:
angular velocities of inertias inertia2 and 3: inertia2.w, inertia3.w

Parameters

Type	Name	Default	Description
Torque	amplitude	10	Amplitude of driving torque [N.m]
Frequency	freqHz	5	Frequency of driving torque [Hz]
Inertia	Jmotor	0.1	Motor inertia [kg.m ²]
Inertia	Jload	2	Load inertia [kg.m ²]
Real	ratio	10	Gear ratio
Real	damping	10	Damping in bearing of gear

Modelica.Mechanics.Rotational.Examples.Friction

Drive train with clutch and brake



Information

This drive train contains a frictional **clutch** and a **brake**. Simulate the system for 1 second using the following initial values (defined already in the model):

```
inertia1.w = 90 (or brake.w)
inertia2.w = 90
inertia3.w = 100
```

Plot the output signals

```
tMotor      Torque of motor
tClutch     Torque in clutch
tBrake      Torque in brake
tSpring     Torque in spring
```

as well as the absolute angular velocities of the three inertia components (inertia1.w, inertia2.w, inertia3.w).

Parameters

Type	Name	Default	Description
Time	startTime	0.5	Start time of step [s]

Modelica.Mechanics.Rotational.Examples.CoupledClutches

Drive train with 3 dynamically coupled clutches



Information

This example demonstrates how variable structure drive trains are handled. The drive train consists of 4 inertias and 3 clutches, where the clutches are controlled by input signals. The system has $2^3=8$ different configurations and $3^3 = 27$ different states (every clutch may be in forward sliding, backward sliding or locked mode when the relative angular velocity is zero). By invoking the clutches at different time instances, the switching of the configurations can be studied.

Simulate the system for 1.2 seconds with the following initial values:

J1.w = 10.

Plot the following variables:

angular velocities of inertias (J1.w, J2.w, J3.w, J4.w), frictional torques of clutches (clutchX.tau), frictional mode of clutches (clutchX.mode) where mode = -1/0/+1 means backward sliding, locked, forward sliding.

Parameters

Type	Name	Default	Description
Frequency	freqHz	0.2	frequency of sine function to invoke clutch1 [Hz]
Time	T2	0.4	time when clutch2 is invoked [s]
Time	T3	0.9	time when clutch3 is invoked [s]

Modelica.Mechanics.Rotational.Examples.LossyGearDemo1

Example to show that gear efficiency may lead to stuck motion



Information

This model contains two inertias which are connected by an ideal gear where the friction between the teeth of the gear is modeled in a physical meaningful way (friction may lead to stuck mode which locks the motion of the gear). The friction is defined by an efficiency factor (= 0.5) for forward and backward driving condition leading to a torque dependent friction loss. Simulate for about 0.5 seconds. The friction in the gear will take all modes (forward and backward rolling, as well as stuck).

You may plot:

```
Inertia1.w,  
Inertia2.w : angular velocities of inertias  
powerLoss  : power lost in the gear  
gear.mode  :  1 = forward rolling  
             0 = stuck (w=0)  
            -1 = backward rolling
```

Modelica.Mechanics.Rotational.Examples.LossyGearDemo2

Example to show combination of LossyGear and BearingFriction



Information

This model contains bearing friction and gear friction (= efficiency). If both friction models are stuck, there is no unique solution. Still a reliable Modelica simulator, such as Dymola, should be able to handle this situation.

Simulate for about 0.5 seconds. The friction elements are in all modes (forward and backward rolling, as well as stuck).

You may plot:

```
Inertia1.w,  
Inertia2.w      : angular velocities of inertias  
powerLoss       : power lost in the gear  
bearingFriction.mode:  1 = forward rolling  
                      0 = stuck (w=0)  
                      -1 = backward rolling  
gear.mode       :  1 = forward rolling
```

```

0 = stuck (w=0)
-1 = backward rolling

```

Note: This combination of LossyGear and BearingFriction is not recommended to use, as component LossyGear includes the functionality of component BearingFriction (only *peak* not supported).

Modelica.Mechanics.Rotational.Examples.ElasticBearing

Example to show possible usage of support flange



Information

This model demonstrates the usage of the bearing flange. The gearbox is not connected rigidly to the ground, but by a spring-damper-system. This allows examination of the gearbox housing dynamics.

Simulate for about 10 seconds and plot the angular velocities of the inertias `housing.w`, `shaft.w` and `load.w`.

Modelica.Mechanics.Rotational.Examples.Backlash

Example to demonstrate backlash



Information

This model demonstrates the effect of a backlash on eigenfrequency, and also that the damping torque does not lead to unphysical pulling torques (since the ElastoBacklash model takes care of it).

Modelica.Mechanics.Rotational.Examples.RollingWheel

Demonstrate coupling Rotational - Translational



Information

This model demonstrates the coupling between rotational and translational components:

A torque (step) accelerates both the inertia (of the wheel) and the mass (of the vehicle).

Due to a speed dependent force (like driving resistance), we find an equilibrium at 5 m/s after approx. 5 s.


Modelica.Mechanics.Rotational.Components



















Components for 1D rotational mechanical drive trains

Information

This package contains basic components 1D mechanical rotational drive trains.

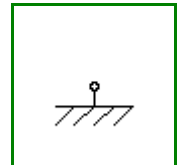
Package Content

Name	Description
 Fixed	Flange fixed in housing at a given angle

 Inertia	1D-rotational component with inertia
 Disc	1-dim. rotational rigid component without inertia, where right flange is rotated by a fixed angle with respect to left flange
 Spring	Linear 1D rotational spring
 Damper	Linear 1D rotational damper
 SpringDamper	Linear 1D rotational spring and damper in parallel
 ElastoBacklash	Backlash connected in series to linear spring and damper (backlash is modeled with elasticity)
 BearingFriction	Coulomb friction in bearings
 Brake	Brake based on Coulomb friction
 Clutch	Clutch based on Coulomb friction
 OneWayClutch	Series connection of freewheel and clutch
 IdealGear	Ideal gear without inertia
 LossyGear	Gear with mesh efficiency and bearing friction (stuck/rolling possible)
 IdealPlanetary	Ideal planetary gear box
 Gearbox	Realistic model of a gearbox (based on LossyGear)
 IdealGearR2T	Gearbox transforming rotational into translational motion
 IdealRollingWheel	Simple 1-dim. model of an ideal rolling wheel without inertia
 InitializeFlange	Initializes a flange with pre-defined angle, speed and angular acceleration (usually, this is reference data from a control bus)
 RelativeStates	Definition of relative state variables

Modelica.Mechanics.Rotational.Components.Fixed

Flange fixed in housing at a given angle



Information

The **flange** of a 1D rotational mechanical system is **fixed** at an angle ϕ_{i0} in the **housing**. May be used:

- to connect a compliant element, such as a spring or a damper, between an inertia or gearbox component and the housing.
- to fix a rigid element, such as an inertia, with a specific angle to the housing.

Parameters

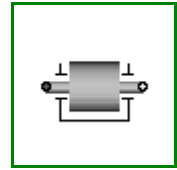
Type	Name	Default	Description
Angle	ϕ_{i0}	0	Fixed offset angle of housing [rad]

Connectors

Type	Name	Description
Flange_b	flange	(right) flange fixed in housing

Modelica.Mechanics.Rotational.Components.Inertia

1D-rotational component with inertia

**Information**

Rotational component with **inertia** and two rigidly connected flanges.

Parameters


Type	Name	Default	Description
Inertia	J		Moment of inertia [kg.m2]
Initialization			
Angle	phi.start		Absolute rotation angle of component [rad]
AngularVelocity	w.start		Absolute angular velocity of component (= der(phi)) [rad/s]
AngularAcceleration	a.start		Absolute angular acceleration of component (= der(w)) [rad/s2]
Advanced			
StateSelect	stateSelect	StateSelect.default	Priority to use phi and w as states

Connectors

Type	Name	Description
Flange_a	flange_a	Left flange of shaft
Flange_b	flange_b	Right flange of shaft

Modelica.Mechanics.Rotational.Components.Disc

1-dim. rotational rigid component without inertia, where right flange is rotated by a fixed angle with respect to left flange

**Information**

Rotational component with two rigidly connected flanges without **inertia**. The right flange is rotated by the fixed angle "deltaPhi" with respect to the left flange.

Parameters

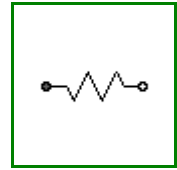
Type	Name	Default	Description
Angle	deltaPhi	0	Fixed rotation of left flange with respect to right flange (= flange_b.phi - flange_a.phi) [rad]

Connectors

Type	Name	Description
Flange_a	flange_a	Flange of left shaft
Flange_b	flange_b	Flange of right shaft

Modelica.Mechanics.Rotational.Components.Spring

Linear 1D rotational spring



Information

A **linear 1D rotational spring**. The component can be connected either between two inertias/gears to describe the shaft elasticity, or between a inertia/gear and the housing (component Fixed), to describe a coupling of the element with the housing via a spring.

Parameters

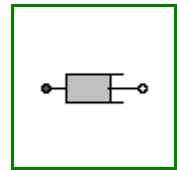
Type	Name	Default	Description
RotationalSpringConstant	c		Spring constant [N.m/rad]
Angle	phi_rel0	0	Unstretched spring angle [rad]
Initialization			
Angle	phi_rel.start	0	Relative rotation angle (= flange_b.phi - flange_a.phi) [rad]

Connectors

Type	Name	Description
Flange_a	flange_a	Left flange of compliant 1-dim. rotational component
Flange_b	flange_b	Right flange of compliant 1-dim. rotational component

Modelica.Mechanics.Rotational.Components.Damper

Linear 1D rotational damper



Information

Linear, velocity dependent damper element. It can be either connected between an inertia or gear and the housing (component Fixed), or between two inertia/gear elements.

Parameters

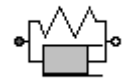
Type	Name	Default	Description
RotationalDampingConstant	d		Damping constant [N.m.s/rad]
Initialization			
Angle	phi_rel.start	0	Relative rotation angle (= flange_b.phi - flange_a.phi) [rad]
AngularVelocity	w_rel.start	0	Relative angular velocity (= der(phi_rel)) [rad/s]
AngularAcceleration	a_rel.start	0	Relative angular acceleration (= der(w_rel)) [rad/s ²]
Advanced			
Angle	phi_nominal	1e-4	Nominal value of phi_rel (used for scaling) [rad]
StateSelect	stateSelect	StateSelect.prefer	Priority to use phi_rel and w_rel as states

Connectors

Type	Name	Description
Flange_a	flange_a	Left flange of compliant 1-dim. rotational component
Flange_b	flange_b	Right flange of compliant 1-dim. rotational component

Modelica.Mechanics.Rotational.Components.SpringDamper

Linear 1D rotational spring and damper in parallel



Information

A **spring** and **damper** element **connected in parallel**. The component can be connected either between two inertias/gears to describe the shaft elasticity and damping, or between an inertia/gear and the housing (component Fixed), to describe a coupling of the element with the housing via a spring/damper.

Parameters

Type	Name	Default	Description
RotationalSpringConstant	c		Spring constant [N.m/rad]
RotationalDampingConstant	d		Damping constant [N.m.s/rad]
Angle	phi_rel0	0	Unstretched spring angle [rad]
Initialization			
Angle	phi_rel.start	0	Relative rotation angle (= flange_b.phi - flange_a.phi) [rad]
AngularVelocity	w_rel.start	0	Relative angular velocity (= der(phi_rel)) [rad/s]
AngularAcceleration	a_rel.start	0	Relative angular acceleration (= der(w_rel)) [rad/s ²]
Advanced			
Angle	phi_nominal	1e-4	Nominal value of phi_rel (used for scaling) [rad]
StateSelect	stateSelect	StateSelect.prefer	Priority to use phi_rel and w_rel as states

Connectors

Type	Name	Description
Flange_a	flange_a	Left flange of compliant 1-dim. rotational component
Flange_b	flange_b	Right flange of compliant 1-dim. rotational component

Modelica.Mechanics.Rotational.Components.ElastoBacklash

Backlash connected in series to linear spring and damper (backlash is modeled with elasticity)



Information

This element consists of a **backlash** element **connected in series** to a **spring** and **damper** element which are **connected in parallel**. The spring constant shall be non-zero, otherwise the component cannot be used. In combination with components IdealGear, the ElastoBacklash model can be used to model a gear box with

backlash, elasticity and damping.

During initialization, the backlash characteristic is replaced by a continuous approximation in the backlash region, in order to reduce problems during initialization, especially for inverse models.

If the backlash b is smaller as $1e-10$ rad (especially, if $b=0$), then the backlash is ignored and the component reduces to a spring/damper element in parallel.

In the backlash region ($-b/2 \leq \text{flange_b.phi} - \text{flange_a.phi} - \text{phi_rel0} \leq b/2$) no torque is exerted ($\text{flange_b.tau} = 0$). Outside of this region, contact is present and the contact torque is basically computed with a linear spring/damper characteristic:

$\text{desiredContactTorque} = c \cdot \text{phi_contact} + d \cdot \text{der}(\text{phi_contact})$ $\text{phi_contact} = \text{phi_rel} - \text{phi_rel0} - b/2$ if $\text{phi_rel} - \text{phi_rel0} > b/2 = \text{phi_rel} - \text{phi_rel0} + b/2$ if $\text{phi_rel} - \text{phi_rel0} < -b/2$ $\text{phi_rel} = \text{flange_b.phi} - \text{flange_a.phi}$;

This torque characteristic leads to the following difficulties:

1. If the damper torque becomes larger as the spring torque and with opposite sign, the contact torque would be "pulling/sticking" which is unphysical, since during contact only pushing torques can occur.
2. When contact occurs with a non-zero relative speed (which is the usual situation), the damping torque has a non-zero value and therefore the contact torque changes discontinuously at $\text{phi_rel} = \text{phi_rel0}$. Again, this is not physical because the torque can only change continuously. (Note, this component is not an idealized model where a steep characteristic is approximated by a discontinuity, but it shall model the steep characteristic.)

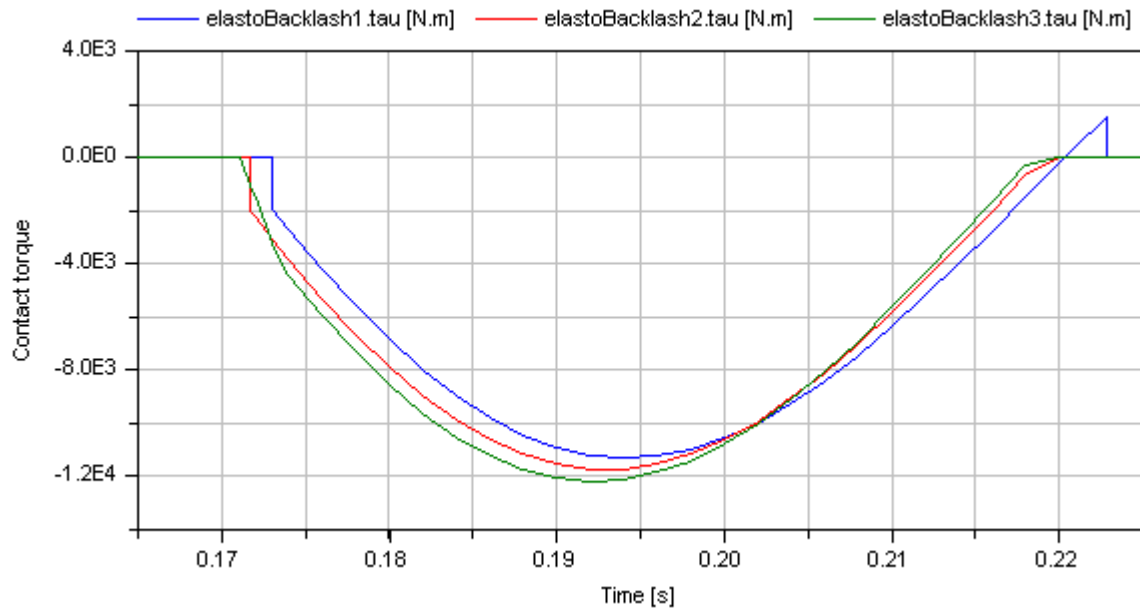
In the literature there are several proposals to fix problem (2). However, there seems to be no proposal to avoid sticking. For this reason, the most simple approach is used in the ElastoBacklash model, to fix both problems by slight changes to the linear spring/damper characteristic:

```
// Torque characteristic when phi_rel > phi_rel0
if phi_rel - phi_rel0 < b/2 then
  tau_c = 0;           // spring torque
  tau_d = 0;           // damper torque
  flange_b.tau = 0;
else
  tau_c = c*(phi_rel - phi_rel0); // spring torque
  tau_d = d*der(phi_rel);         // damper torque
  flange_b.tau = if tau_c + tau_d <= 0 then 0 else tau_c + min( tau_c, tau_d
);
end if;
```

Note, when sticking would occur ($\text{tau_c} + \text{tau_d} \leq 0$), then the contact torque is explicitly set to zero. The " $\text{min}(\text{tau_c}, \text{tau_d})$ " part in the if-expression, limits the damping torque when it is pushing. This means that at the start of the contact ($\text{phi_rel} - \text{phi_rel0} = b/2$), the damping torque is zero and is continuous. The effect of both modifications is that the absolute value of the damping torque is always limited by the absolute value of the spring torque: $|\text{tau_d}| \leq |\text{tau_c}|$.

In the next figure, a typical simulation with the ElastoBacklash model is shown ([Examples.Backlash](#)) where the different effects are visualized:

1. Curve 1 ($\text{elastoBacklash1.tau}$) is the unmodified contact torque, i.e., the linear spring/damper characteristic. A pulling/sticking torque is present at the end of the contact.
2. Curve 2 ($\text{elastoBacklash2.tau}$) is the contact torque, where the torque is explicitly set to zero when pulling/sticking occurs. The contact torque is discontinuous at begin of contact.
3. Curve 3 ($\text{elastoBacklash3.tau}$) is the ElastoBacklash model of this library. No discontinuity and no pulling/sticking occurs.



Parameters

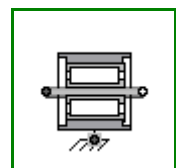
Type	Name	Default	Description
RotationalSpringConstant	c		Spring constant ($c > 0$ required) [N.m/rad]
RotationalDampingConstant	d		Damping constant [N.m.s/rad]
Angle	b	0	Total backlash [rad]
Angle	phi_rel0	0	Unstretched spring angle [rad]
Initialization			
Angle	phi_rel.start	0	Relative rotation angle (= flange_b.phi - flange_a.phi) [rad]
AngularVelocity	w_rel.start	0	Relative angular velocity (= der(phi_rel)) [rad/s]
AngularAcceleration	a_rel.start	0	Relative angular acceleration (= der(w_rel)) [rad/s ²]
Advanced			
Angle	phi_nominal	1e-4	Nominal value of phi_rel (used for scaling) [rad]
StateSelect	stateSelect	StateSelect.prefer	Priority to use phi_rel and w_rel as states

Connectors

Type	Name	Description
Flange_a	flange_a	Left flange of compliant 1-dim. rotational component
Flange_b	flange_b	Right flange of compliant 1-dim. rotational component

Modelica.Mechanics.Rotational.Components.BearingFriction

Coulomb friction in bearings



Information

This element describes **Coulomb friction in bearings**, i.e., a frictional torque acting between a flange and the housing. The positive sliding friction torque "tau" has to be defined by table "tau_pos" as function of the absolute angular velocity "w". E.g.

w		tau
-----+-----		
0		0
1		2
2		5
3		8

gives the following table:

```
tau_pos = [0, 0; 1, 2; 2, 5; 3, 8];
```

Currently, only linear interpolation in the table is supported. Outside of the table, extrapolation through the last two table entries is used. It is assumed that the negative sliding friction force has the same characteristic with negative values. Friction is modelled in the following way:

When the absolute angular velocity "w" is not zero, the friction torque is a function of w and of a constant normal force. This dependency is defined via table tau_pos and can be determined by measurements, e.g. by driving the gear with constant velocity and measuring the needed motor torque (= friction torque).

When the absolute angular velocity becomes zero, the elements connected by the friction element become stuck, i.e., the absolute angle remains constant. In this phase the friction torque is calculated from a torque balance due to the requirement, that the absolute acceleration shall be zero. The elements begin to slide when the friction torque exceeds a threshold value, called the maximum static friction torque, computed via:

```
maximum_static_friction = peak * sliding_friction(w=0)  (peak >= 1)
```

This procedure is implemented in a "clean" way by state events and leads to continuous/discrete systems of equations if friction elements are dynamically coupled which have to be solved by appropriate numerical methods. The method is described in:

Otter M., Elmqvist H., and Mattsson S.E. (1999):

Hybrid Modeling in Modelica based on the Synchronous Data Flow Principle. CACSD'99, Aug. 22.-26, Hawaii.

More precise friction models take into account the elasticity of the material when the two elements are "stuck", as well as other effects, like hysteresis. This has the advantage that the friction element can be completely described by a differential equation without events. The drawback is that the system becomes stiff (about 10-20 times slower simulation) and that more material constants have to be supplied which requires more sophisticated identification. For more details, see the following references, especially (Armstrong and Canudas de Witt 1996):

Armstrong B. (1991):

Control of Machines with Friction. Kluwer Academic Press, Boston MA.

Armstrong B., and Canudas de Wit C. (1996):

Friction Modeling and Compensation. The Control Handbook, edited by W.S.Levine, CRC Press, pp. 1369-1382.

Canudas de Wit C., Olsson H., Astroem K.J., and Lischinsky P. (1995):

A new model for control of systems with friction. IEEE Transactions on Automatic Control, Vol. 40, No. 3, pp. 419-425.

Parameters

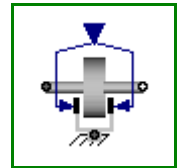
Type	Name	Default	Description
Boolean	useSupport	false	= true, if support flange enabled, otherwise implicitly grounded
Real	tau_pos[:, 2]	[0, 1]	[w,tau] Positive sliding friction characteristic (w>=0)
Real	peak	1	peak*tau_pos[1,2] = Maximum friction torque for w==0
Initialization			
Boolean	startForward.start	false	true, if w_rel=0 and start of forward sliding
Boolean	startBackward.start	false	true, if w_rel=0 and start of backward sliding
Boolean	locked.start	false	true, if w_rel=0 and not sliding
Advanced			
AngularVelocity	w_small	1.0e10	Relative angular velocity near to zero if jumps due to a reinit(..) of the velocity can occur (set to low value only if such impulses can occur) [rad/s]

Connectors

Type	Name	Description
Flange_a	flange_a	Flange of left shaft
Flange_b	flange_b	Flange of right shaft
Support	support	Support/housing of component

Modelica.Mechanics.Rotational.Components.Brake

Brake based on Coulomb friction



Information

This component models a **brake**, i.e., a component where a frictional torque is acting between the housing and a flange and a controlled normal force presses the flange to the housing in order to increase friction. The normal force f_n has to be provided as input signal $f_normalized$ in a normalized form ($0 \leq f_normalized \leq 1$), $f_n = f_{n_max} * f_normalized$, where f_{n_max} has to be provided as parameter. Friction in the brake is modelled in the following way:

When the absolute angular velocity " w " is not zero, the friction torque is a function of the velocity dependent friction coefficient $\mu(w)$, of the normal force " f_n ", and of a geometry constant " c_{geo} " which takes into account the geometry of the device and the assumptions on the friction distributions:

$$\text{frictional_torque} = c_{geo} * \mu(w) * f_n$$

Typical values of coefficients of friction:

```
dry operation      :  $\mu = 0.2 \dots 0.4$ 
operating in oil:  $\mu = 0.05 \dots 0.1$ 
```

When plates are pressed together, where r_i is the inner radius, r_o is the outer radius and N is the number of friction interfaces, the geometry constant is calculated in the following way under the assumption of a uniform rate of wear at the interfaces:

$$c_{geo} = N * (r_o + r_i) / 2$$

The positive part of the friction characteristic $\mu(w)$, $w \geq 0$, is defined via table μ_pos (first column = w , second column = μ). Currently, only linear interpolation in the table is supported.

When the absolute angular velocity becomes zero, the elements connected by the friction element become

stuck, i.e., the absolute angle remains constant. In this phase the friction torque is calculated from a torque balance due to the requirement, that the absolute acceleration shall be zero. The elements begin to slide when the friction torque exceeds a threshold value, called the maximum static friction torque, computed via:

$$\text{frictional_torque} = \text{peak} * \text{cgeo} * \text{mue}(w=0) * \text{fn} \quad (\text{peak} \geq 1)$$

This procedure is implemented in a "clean" way by state events and leads to continuous/discrete systems of equations if friction elements are dynamically coupled. The method is described in:

Otter M., Elmqvist H., and Mattsson S.E. (1999):

Hybrid Modeling in Modelica based on the Synchronous Data Flow Principle. CACSD'99, Aug. 22.-26, Hawaii.

More precise friction models take into account the elasticity of the material when the two elements are "stuck", as well as other effects, like hysteresis. This has the advantage that the friction element can be completely described by a differential equation without events. The drawback is that the system becomes stiff (about 10-20 times slower simulation) and that more material constants have to be supplied which requires more sophisticated identification. For more details, see the following references, especially (Armstrong and Canudas de Witt 1996):

Armstrong B. (1991):

Control of Machines with Friction. Kluwer Academic Press, Boston MA.

Armstrong B., and Canudas de Wit C. (1996):

Friction Modeling and Compensation. The Control Handbook, edited by W.S.Levine, CRC Press, pp. 1369-1382.

Canudas de Wit C., Olsson H., Astrom K.J., and Lischinsky P. (1995):

A new model for control of systems with friction. IEEE Transactions on Automatic Control, Vol. 40, No. 3, pp. 419-425.

Parameters

Type	Name	Default	Description
Boolean	useSupport	false	= true, if support flange enabled, otherwise implicitly grounded
Real	mue_pos[:, 2]	[0, 0.5]	[w,mue] positive sliding friction coefficient (w_rel>=0)
Real	peak	1	peak*mue_pos[1,2] = maximum value of mue for w_rel==0
Real	cgeo	1	Geometry constant containing friction distribution assumption
Force	fn_max		Maximum normal force [N]
Initialization			
Boolean	startForward.start	false	true, if w_rel=0 and start of forward sliding
Boolean	startBackward.start	false	true, if w_rel=0 and start of backward sliding
Boolean	locked.start	false	true, if w_rel=0 and not sliding
Advanced			
AngularVelocity	w_small	1.0e10	Relative angular velocity near to zero if jumps due to a reinit(..) of the velocity can occur (set to low value only if such impulses can occur) [rad/s]

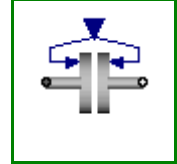
Connectors

Type	Name	Description
Flange_a	flange_a	Flange of left shaft
Flange_b	flange_b	Flange of right shaft

Support	support	Support/housing of component
input RealInput	f_normalize d	Normalized force signal 0..1 (normal force = fn_max*f_normalized; brake is active if > 0)

Modelica.Mechanics.Rotational.Components.Clutch

Clutch based on Coulomb friction



Information

This component models a **clutch**, i.e., a component with two flanges where friction is present between the two flanges and these flanges are pressed together via a normal force. The normal force f_n has to be provided as input signal $f_normalized$ in a normalized form ($0 \leq f_normalized \leq 1$), $f_n = f_{n_max} * f_normalized$, where f_{n_max} has to be provided as parameter. Friction in the clutch is modelled in the following way:

When the relative angular velocity is not zero, the friction torque is a function of the velocity dependent friction coefficient $\mu_e(w_rel)$, of the normal force " f_n ", and of a geometry constant " c_{geo} " which takes into account the geometry of the device and the assumptions on the friction distributions:

$$\text{frictional_torque} = c_{geo} * \mu_e(w_rel) * f_n$$

Typical values of coefficients of friction:

```
dry operation      :  $\mu_e = 0.2 \dots 0.4$ 
operating in oil:   $\mu_e = 0.05 \dots 0.1$ 
```

When plates are pressed together, where r_i is the inner radius, r_o is the outer radius and N is the number of friction interfaces, the geometry constant is calculated in the following way under the assumption of a uniform rate of wear at the interfaces:

$$c_{geo} = N * (r_o + r_i) / 2$$

The positive part of the friction characteristic $\mu_e(w_rel)$, $w_rel \geq 0$, is defined via table μ_{e_pos} (first column = w_rel , second column = μ_e). Currently, only linear interpolation in the table is supported.

When the relative angular velocity becomes zero, the elements connected by the friction element become stuck, i.e., the relative angle remains constant. In this phase the friction torque is calculated from a torque balance due to the requirement, that the relative acceleration shall be zero. The elements begin to slide when the friction torque exceeds a threshold value, called the maximum static friction torque, computed via:

$$\text{frictional_torque} = \text{peak} * c_{geo} * \mu_e(w_rel=0) * f_n \quad (\text{peak} \geq 1)$$

This procedure is implemented in a "clean" way by state events and leads to continuous/discrete systems of equations if friction elements are dynamically coupled. The method is described in:

Otter M., Elmqvist H., and Mattsson S.E. (1999):

Hybrid Modeling in Modelica based on the Synchronous Data Flow Principle. CACSD'99, Aug. 22.-26, Hawaii.

More precise friction models take into account the elasticity of the material when the two elements are "stuck", as well as other effects, like hysteresis. This has the advantage that the friction element can be completely described by a differential equation without events. The drawback is that the system becomes stiff (about 10-20 times slower simulation) and that more material constants have to be supplied which requires more sophisticated identification. For more details, see the following references, especially (Armstrong and Canudas de Witt 1996):

Armstrong B. (1991):

Control of Machines with Friction. Kluwer Academic Press, Boston MA.

Armstrong B., and Canudas de Wit C. (1996):

Friction Modeling and Compensation. The Control Handbook, edited by W.S.Levine, CRC Press, pp. 1369-1382.

Canudas de Wit C., Olsson H., Astrom K.J., and Lischinsky P. (1995):

A new model for control of systems with friction. IEEE Transactions on Automatic Control, Vol. 40, No. 3, pp. 419-425.

Parameters

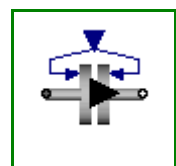
Type	Name	Default	Description
Real	mue_pos[:, 2]	[0, 0.5]	[w,mue] positive sliding friction coefficient (w_rel>=0)
Real	peak	1	peak*mue_pos[1,2] = maximum value of mue for w_rel==0
Real	cgeo	1	Geometry constant containing friction distribution assumption
Force	fn_max		Maximum normal force [N]
Initialization			
Angle	phi_rel.start	0	Relative rotation angle (= flange_b.phi - flange_a.phi) [rad]
AngularVelocity	w_rel.start	0	Relative angular velocity (= der(phi_rel)) [rad/s]
AngularAcceleration	a_rel.start	0	Relative angular acceleration (= der(w_rel)) [rad/s ²]
Boolean	startForward.start	false	true, if w_rel=0 and start of forward sliding
Boolean	startBackward.start	false	true, if w_rel=0 and start of backward sliding
Boolean	locked.start	false	true, if w_rel=0 and not sliding
Advanced			
Angle	phi_nominal	1e-4	Nominal value of phi_rel (used for scaling) [rad]
StateSelect	stateSelect	StateSelect.prefer	Priority to use phi_rel and w_rel as states
AngularVelocity	w_small	1.0e10	Relative angular velocity near to zero if jumps due to a reinit(..) of the velocity can occur (set to low value only if such impulses can occur) [rad/s]

Connectors

Type	Name	Description
Flange_a	flange_a	Left flange of compliant 1-dim. rotational component
Flange_b	flange_b	Right flange of compliant 1-dim. rotational component
input RealInput	f_normalize d	Normalized force signal 0..1 (normal force = fn_max*f_normalized; clutch is engaged if > 0)

Modelica.Mechanics.Rotational.Components.OneWayClutch

Series connection of freewheel and clutch



Information

This component models a **one-way clutch**, i.e., a component with two flanges where friction is present between the two flanges and these flanges are pressed together via a normal force. These flanges maybe sliding with respect to each other Parallel connection of ClutchCombi and of FreeWheel. The element is introduced to resolve the ambiguity of the constraint torques of the elements.

A one-way-clutch is an element where a clutch is connected in parallel to a free wheel. This special element is provided, because such a parallel connection introduces an ambiguity into the model (the constraint torques are not uniquely defined when both elements are stuck) and this element resolves it by introducing **one** constraint torque and not two.

Note, initial values have to be chosen for the model, such that the relative speed of the one-way-clutch ≥ 0 . Otherwise, the configuration is physically not possible and an error occurs.

The normal force f_n has to be provided as input signal $f_normalized$ in a normalized form ($0 \leq f_normalized \leq 1$), $f_n = f_{n_max} * f_normalized$, where f_{n_max} has to be provided as parameter. Friction in the clutch is modelled in the following way:

When the relative angular velocity is positive, the friction torque is a function of the velocity dependent friction coefficient $\mu_e(w_rel)$, of the normal force " f_n ", and of a geometry constant " c_{geo} " which takes into account the geometry of the device and the assumptions on the friction distributions:

$$\text{frictional_torque} = c_{geo} * \mu_e(w_rel) * f_n$$

Typical values of coefficients of friction:

```
dry operation      : mue = 0.2 .. 0.4
operating in oil:  mue = 0.05 .. 0.1
```

When plates are pressed together, where r_i is the inner radius, r_o is the outer radius and N is the number of friction interfaces, the geometry constant is calculated in the following way under the assumption of a uniform rate of wear at the interfaces:

$$c_{geo} = N * (r_o + r_i) / 2$$

The positive part of the friction characteristic $\mu_e(w_rel)$, $w_rel \geq 0$, is defined via table μ_{e_pos} (first column = w_rel , second column = μ_e). Currently, only linear interpolation in the table is supported.

When the relative angular velocity becomes zero, the elements connected by the friction element become stuck, i.e., the relative angle remains constant. In this phase the friction torque is calculated from a torque balance due to the requirement, that the relative acceleration shall be zero. The elements begin to slide when the friction torque exceeds a threshold value, called the maximum static friction torque, computed via:

$$\text{frictional_torque} = \text{peak} * c_{geo} * \mu_e(w_rel=0) * f_n \quad (\text{peak} \geq 1)$$

This procedure is implemented in a "clean" way by state events and leads to continuous/discrete systems of equations if friction elements are dynamically coupled. The method is described in:

Otter M., Elmqvist H., and Mattsson S.E. (1999):

Hybrid Modeling in Modelica based on the Synchronous Data Flow Principle. CACSD'99, Aug. 22.-26, Hawaii.

Parameters

Type	Name	Default	Description
Real	$\mu_{e_pos}[:, 2]$	[0, 0.5]	[w, μ_e] positive sliding friction coefficient ($w_rel \geq 0$)
Real	peak	1	$\text{peak} * \mu_{e_pos}[1, 2]$ = maximum value of μ_e for $w_rel = 0$

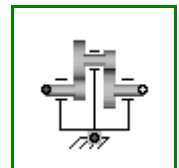
Real	cgeo	1	Geometry constant containing friction distribution assumption
Force	fn_max		Maximum normal force [N]
Initialization			
Angle	phi_rel.start	0	Relative rotation angle (= flange_b.phi - flange_a.phi) [rad]
AngularVelocity	w_rel.start	0	Relative angular velocity (= der(phi_rel)) [rad/s]
AngularAcceleration	a_rel.start	0	Relative angular acceleration (= der(w_rel)) [rad/s ²]
Advanced			
Angle	phi_nominal	1e-4	Nominal value of phi_rel (used for scaling) [rad]
StateSelect	stateSelect	StateSelect.prefer	Priority to use phi_rel and w_rel as states
AngularVelocity	w_small	1e10	Relative angular velocity near to zero if jumps due to a reinit(..) of the velocity can occur (set to low value only if such impulses can occur) [rad/s]

Connectors

Type	Name	Description
Flange_a	flange_a	Left flange of compliant 1-dim. rotational component
Flange_b	flange_b	Right flange of compliant 1-dim. rotational component
input RealInput	f_normalize d	Normalized force signal 0..1 (normal force = fn_max*f_normalized; clutch is engaged if > 0)

Modelica.Mechanics.Rotational.Components.IdealGear

Ideal gear without inertia



Information

This element characterizes any type of gear box which is fixed in the ground and which has one driving shaft and one driven shaft. The gear is **ideal**, i.e., it does not have inertia, elasticity, damping or backlash. If these effects have to be considered, the gear has to be connected to other elements in an appropriate way.

Parameters

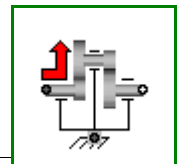
Type	Name	Default	Description
Boolean	useSupport	false	= true, if support flange enabled, otherwise implicitly grounded
Real	ratio		Transmission ratio (flange_a.phi/flange_b.phi)

Connectors

Type	Name	Description
Flange_a	flange_a	Flange of left shaft
Flange_b	flange_b	Flange of right shaft
Support	support	Support/housing of component

Modelica.Mechanics.Rotational.Components.LossyGear

Gear with mesh efficiency and bearing friction (stuck/rolling possible)



Information

This component models the gear ratio and the **losses** of a standard gear box in a **reliable** way including the stuck phases that may occur at zero speed. The gear boxes that can be handled are fixed in the ground, have one input and one output shaft, and are essentially described by the equations:

$$\begin{aligned} \text{flange_a.phi} &= i * \text{flange_b.phi} \\ (-\text{flange_b.tau}) &= i * (\text{eta_mf} * \text{flange_a.tau} - \text{tau_bf}) \end{aligned}$$

where

- **i** is the constant **gear ratio**,
- **eta_mf** = eta_mf(w) is the **mesh efficiency** due to the friction between the teeth of the gear wheels,
- **tau_bf** = tau_bf(w) is the **bearing friction torque**, and
- **w_a** = der(flange_a.phi) is the speed of flange_a

The loss terms "eta_mf" and "tau_bf" are functions of the *absolute value* of the input shaft speed w_a and of the energy flow direction. They are defined by parameter **lossTable[:,5]** where the columns of this table have the following meaning:

w_a	eta_mf1	eta_mf2	tau_bf1	tau_bf2
...
...

with

w_a	Absolute value of angular velocity of input shaft flange_a
eta_mf1	Mesh efficiency in case of input shaft driving
eta_mf2	Mesh efficiency in case of output shaft driving
tau_bf1	Absolute bearing friction torque in case of input shaft driving
tau_bf2	Absolute bearing friction torque in case of output shaft driving

With these variables, the mesh efficiency and the bearing friction are formally defined as:

```

if flange_a.tau*w_a > 0 or flange_a.tau==0 and w_a > 0 then
  eta_mf := eta_mf1
  tau_bf := tau_bf1
elseif flange_a.tau*w_a < 0 or flange_a.tau==0 and w_a < 0 then
  eta_mf := 1/eta_mf2
  tau_bf := tau_bf2
else // w_a == 0
  eta_mf and tau_bf are computed such that der(w_a) = 0
end if;

```

Note, that the losses are modeled in a physically meaningful way taking into account that at zero speed the movement may be locked due to the friction in the gear teeth and/or in the bearings. Due to this important property, this component can be used in situations where the combination of the components Modelica.Mechanics.Rotational.IdealGear and Modelica.Mechanics.Rotational.GearEfficiency will fail because, e.g., chattering occurs when using the Modelica.Mechanics.Rotational.GearEfficiency model.

Acknowledgement: The essential idea to model efficiency in this way is from Christoph Pelchen, ZF Friedrichshafen.

For detailed information:

Pelchen C., Schweiger C., and Otter M.: "Modeling and Simulating the Efficiency of Gearboxes and of Planetary Gearboxes," in *Proceedings of the 2nd International Modelica Conference, Oberpfaffenhofen, Germany*, pp. 257-266, The Modelica Association and Institute of Robotics and Mechatronics, Deutsches Zentrum für Luft- und Raumfahrt e. V., March 18-19, 2002.

Parameters

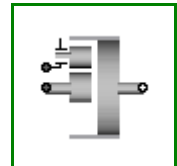
Type	Name	Default	Description
Boolean	useSupport	false	= true, if support flange enabled, otherwise implicitly grounded
Real	ratio		Transmission ratio (flange_a.phi/flange_b.phi)
Real	lossTable[:, 5]	[0, 1, 1, 0, 0]	Array for mesh efficiencies and bearing friction depending on speed

Connectors

Type	Name	Description
Flange_a	flange_a	Flange of left shaft
Flange_b	flange_b	Flange of right shaft
Support	support	Support/housing of component

Modelica.Mechanics.Rotational.Components.IdealPlanetary

Ideal planetary gear box



Information

The IdealPlanetary gear box is an ideal gear without inertia, elasticity, damping or backlash consisting of an inner **sun** wheel, an outer **ring** wheel and a **planet** wheel located between sun and ring wheel. The bearing of the planet wheel shaft is fixed in the planet **carrier**. The component can be connected to other elements at the sun, ring and/or carrier flanges. It is not possible to connect to the planet wheel. If inertia shall not be neglected, the sun, ring and carrier inertias can be easily added by attaching inertias (= model Inertia) to the corresponding connectors. The inertias of the planet wheels are always neglected.

The icon of the planetary gear signals that the sun and carrier flanges are on the left side and the ring flange is on the right side of the gear box. However, this component is generic and is valid independantly how the flanges are actually placed (e.g. sun wheel may be placed on the right side instead on the left side in reality).

The ideal planetary gearbox is uniquely defined by the ratio of the number of ring teeth z_r with respect to the number of sun teeth z_s . For example, if there are 100 ring teeth and 50 sun teeth then ratio = $z_r/z_s = 2$. The number of planet teeth z_p has to fulfill the following relationship:

$$z_p := (z_r - z_s) / 2$$

Therefore, in the above example $z_p = 25$ is required.

According to the overall convention, the positive direction of all vectors, especially the absolute angular velocities and cut-torques in the flanges, are along the axis vector displayed in the icon.

Parameters

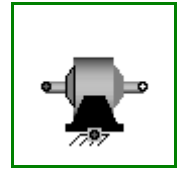
Type	Name	Default	Description
Real	ratio		number of ring_teeth/sun_teeth (e.g. ratio=100/50)

Connectors

Type	Name	Description
Flange_a	sun	Flange of sun shaft
Flange_a	carrier	Flange of carrier shaft
Flange_b	ring	Flange of ring shaft

Modelica.Mechanics.Rotational.Components.Gearbox

Realistic model of a gearbox (based on LossyGear)

**Information**

This component models the essential effects of a gearbox, in particular

- in component **lossyGear**
 - gear **efficiency** due to friction between the teeth
 - **bearing friction**
- in component **elastoBacklash**
 - gear **elasticity**
 - **damping**
 - **backlash**

The inertia of the gear wheels is not modeled. If necessary, inertia has to be taken into account by connecting components of model Inertia to the left and/or the right flange of component Gearbox.

Parameters

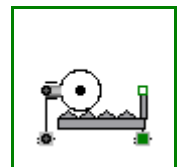
Type	Name	Default	Description
Boolean	useSupport	false	= true, if support flange enabled, otherwise implicitly grounded
Real	ratio		transmission ratio (flange_a.phi/flange_b.phi)
Real	lossTable[:, 5]	[0, 1, 1, 0, 0]	Array for mesh efficiencies and bearing friction depending on speed (see docu of LossyGear)
RotationalSpringConstant	c		Gear elasticity (spring constant) [N.m/rad]
RotationalDampingConstant	d		(relative) gear damping [N.m.s/rad]
Angle	b	0	Total backlash [rad]
Advanced			
StateSelect	stateSelect	StateSelect.prefer	Priority to use phi_rel and w_rel as states

Connectors

Type	Name	Description
Flange_a	flange_a	Flange of left shaft
Flange_b	flange_b	Flange of right shaft
Support	support	Support/housing of component

Modelica.Mechanics.Rotational.Components.IdealGearR2T

Gearbox transforming rotational into translational motion

**Information**

This is an ideal mass- and inertialess gearbox which transforms a 1D-rotational into a 1D-translational motion. If elasticity, damping or backlash has to be considered, this ideal gearbox has to be connected with corresponding elements. This component defines the kinematic constraint:

$$(\text{flangeR.phi} - \text{internalSupportR.phi}) = \text{ratio} * (\text{flangeT.s} - \text{internalSupportT.s});$$

Parameters

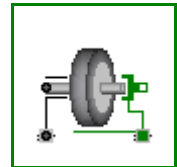
Type	Name	Default	Description
Boolean	useSupportR	false	= true, if rotational support flange enabled, otherwise implicitly grounded
Boolean	useSupportT	false	= true, if translational support flange enabled, otherwise implicitly grounded
Real	ratio		Transmission ratio (flange_a.phi/flange_b.s) [rad/m]

Connectors

Type	Name	Description
Flange_a	flangeR	Flange of rotational shaft
Flange_b	flangeT	Flange of translational rod
Support	supportR	Rotational support/housing of component
Support	supportT	Translational support/housing of component

Modelica.Mechanics.Rotational.Components.IdealRollingWheel

Simple 1-dim. model of an ideal rolling wheel without inertia



Information

A simple kinematic model of a rolling wheel which has no inertia and no rolling resistance. This component defines the kinematic constraint:

$$(\text{flangeR.phi} - \text{internalSupportR.phi}) * \text{wheelRadius} = (\text{flangeT.s} - \text{internalSupportT.s});$$

Parameters

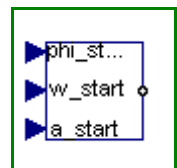
Type	Name	Default	Description
Boolean	useSupportR	false	= true, if rotational support flange enabled, otherwise implicitly grounded
Boolean	useSupportT	false	= true, if translational support flange enabled, otherwise implicitly grounded
Distance	radius		Wheel radius [m]

Connectors

Type	Name	Description
Flange_a	flangeR	Flange of rotational shaft
Flange_b	flangeT	Flange of translational rod
Support	supportR	Rotational support/housing of component
Support	supportT	Translational support/housing of component

Modelica.Mechanics.Rotational.Components.InitializeFlange

Initializes a flange with pre-defined angle, speed and angular acceleration (usually, this is reference data from a control bus)



Information

This component is used to optionally initialize the angle, speed, and/or angular acceleration of the flange to

which this component is connected. Via parameters `use_phi_start`, `use_w_start`, `use_a_start` the corresponding input signals `phi_start`, `w_start`, `a_start` are conditionally activated. If an input is activated, the corresponding flange property is initialized with the input value at start time.

For example, if "`use_phi_start = true`", then `flange.phi` is initialized with the value of the input signal "`phi_start`" at the start time.

Additionally, it is optionally possible to define the "StateSelect" attribute of the flange angle and the flange speed via parameter "`stateSelection`".

This component is especially useful when the initial values of a flange shall be set according to reference signals of a controller that are provided via a signal bus.

Parameters

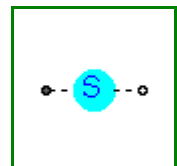
Type	Name	Default	Description
Boolean	<code>use_phi_start</code>	<code>true</code>	= true, if initial angle is defined by input <code>phi_start</code> , otherwise not initialized
Boolean	<code>use_w_start</code>	<code>true</code>	= true, if initial speed is defined by input <code>w_start</code> , otherwise not initialized
Boolean	<code>use_a_start</code>	<code>true</code>	= true, if initial angular acceleration is defined by input <code>a_start</code> , otherwise not initialized
StateSelect	<code>stateSelect</code>	<code>StateSelect.default</code>	Priority to use flange angle and speed as states

Connectors

Type	Name	Description
input RealInput	<code>phi_start</code>	Initial angle of flange
input RealInput	<code>w_start</code>	Initial speed of flange
input RealInput	<code>a_start</code>	Initial angular acceleration of flange
Flange_b	<code>flange</code>	Flange that is initialized

Modelica.Mechanics.Rotational.Components.RelativeStates

Definition of relative state variables



Information

Usually, the absolute angle and the absolute angular velocity of `Modelica.Mechanics.Rotational.Inertia` models are used as state variables. In some circumstances, relative quantities are better suited, e.g., because it may be easier to supply initial values. In such cases, model **RelativeStates** allows the definition of state variables in the following way:

- Connect an instance of this model between two flange connectors.
- The **relative rotation angle** and the **relative angular velocity** between the two connectors are used as **state variables**.

An example is given in the next figure



Here, the relative angle and the relative angular velocity between the two inertias are used as state variables. Additionally, the simulator selects either the absolute angle and absolute angular velocity of model `inertia1` or of model `inertia2` as state variables.

Parameters

Type	Name	Default	Description
StateSelect	stateSelect	StateSelect.prefer	Priority to use the relative angle and relative speed as states

Connectors

Type	Name	Description
Flange_a	flange_a	Flange of left shaft
Flange_b	flange_b	Flange of right shaft












Modelica.Mechanics.Rotational.Sources

Sources to drive 1D rotational mechanical components

Information

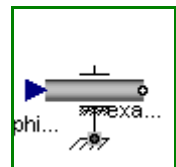
This package contains ideal sources to drive 1D mechanical rotational drive trains.

Package Content

Name	Description
 Position	Forced movement of a flange according to a reference angle signal
 Speed	Forced movement of a flange according to a reference angular velocity signal
 Accelerate	Forced movement of a flange according to an acceleration signal
 Move	Forced movement of a flange according to an angle, speed and angular acceleration signal
 Torque	Input signal acting as external torque on a flange
 Torque2	Input signal acting as torque on two flanges
 LinearSpeedDependentTorque	Linear dependency of torque versus speed
 QuadraticSpeedDependentTorque	Quadratic dependency of torque versus speed
 ConstantTorque	Constant torque, not dependent on speed
 ConstantSpeed	Constant speed, not dependent on torque
 TorqueStep	Constant torque, not dependent on speed

Modelica.Mechanics.Rotational.Sources.Position

Forced movement of a flange according to a reference angle signal



Information

The input signal **phi_ref** defines the **reference angle** in [rad]. Flange **flange** is **forced** to move according to this reference motion relative to flange support. According to parameter **exact** (default = **false**), this is done in the following way:

1. **exact=true**

The reference angle is treated **exactly**. This is only possible, if the input signal is defined by an

analytical function which can be differentiated at least twice. If this prerequisite is fulfilled, the Modelica translator will differentiate the input signal twice in order to compute the reference acceleration of the flange.

2. **exact=false**

The reference angle is **filtered** and the second derivative of the filtered curve is used to compute the reference acceleration of the flange. This second derivative is **not** computed by numerical differentiation but by an appropriate realization of the filter. For filtering, a second order Bessel filter is used. The critical frequency (also called cut-off frequency) of the filter is defined via parameter **f_crit** in [Hz]. This value should be selected in such a way that it is higher as the essential low frequencies in the signal.

The input signal can be provided from one of the signal generator blocks of the block library Modelica.Blocks.Sources.

Parameters

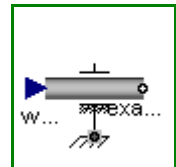
Type	Name	Default	Description
Boolean	useSupport	false	= true, if support flange enabled, otherwise implicitly grounded
Boolean	exact	false	true/false exact treatment/filtering the input signal
Frequency	f_crit	50	if exact=false, critical frequency of filter to filter input signal [Hz]

Connectors

Type	Name	Description
Flange_b	flange	Flange of shaft
Support	support	Support/housing of component
input RealInput	phi_ref	Reference angle of flange with respect to support as input signal [rad]

Modelica.Mechanics.Rotational.Sources.Speed

Forced movement of a flange according to a reference angular velocity signal



Information

The input signal **w_ref** defines the **reference speed** in [rad/s]. Flange **flange** is **forced** to move relative to flange support according to this reference motion. According to parameter **exact** (default = **false**), this is done in the following way:

1. **exact=true**

The reference speed is treated **exactly**. This is only possible, if the input signal is defined by an analytical function which can be differentiated at least once. If this prerequisite is fulfilled, the Modelica translator will differentiate the input signal once in order to compute the reference acceleration of the flange.

2. **exact=false**

The reference angle is **filtered** and the second derivative of the filtered curve is used to compute the reference acceleration of the flange. This second derivative is **not** computed by numerical differentiation but by an appropriate realization of the filter. For filtering, a first order filter is used. The critical frequency (also called cut-off frequency) of the filter is defined via parameter **f_crit** in [Hz]. This value should be selected in such a way that it is higher as the essential low frequencies in the signal.

The input signal can be provided from one of the signal generator blocks of the block library Modelica.Blocks.Sources.

Parameters

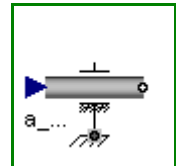
Type	Name	Default	Description
Boolean	useSupport	false	= true, if support flange enabled, otherwise implicitly grounded
Boolean	exact	false	true/false exact treatment/filtering the input signal
Frequency	f_crit	50	if exact=false, critical frequency of filter to filter input signal [Hz]

Connectors

Type	Name	Description
Flange_b	flange	Flange of shaft
Support	support	Support/housing of component
input RealInput	w_ref	Reference angular velocity of flange with respect to support as input signal

Modelica.Mechanics.Rotational.Sources.Accelerate

Forced movement of a flange according to an acceleration signal



Information

The input signal **a** defines an **angular acceleration** in [rad/s²]. Flange **flange** is **forced** to move relative to flange support with this acceleration. The angular velocity **w** and the rotation angle **phi** of the flange are automatically determined by integration of the acceleration.

The input signal can be provided from one of the signal generator blocks of the block library Modelica.Blocks.Sources.

Parameters

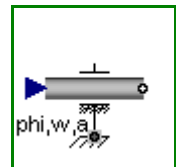
Type	Name	Default	Description
Boolean	useSupport	false	= true, if support flange enabled, otherwise implicitly grounded

Connectors

Type	Name	Description
Flange_b	flange	Flange of shaft
Support	support	Support/housing of component
input RealInput	a_ref	Absolute angular acceleration of flange with respect to support as input signal

Modelica.Mechanics.Rotational.Sources.Move

Forced movement of a flange according to an angle, speed and angular acceleration signal



Information

Flange **flange** is **forced** to move relative to flange support with a predefined motion according to the input signals:

```

u[1]: angle of flange
u[2]: angular velocity of flange
u[3]: angular acceleration of flange

```

The user has to guarantee that the input signals are consistent to each other, i.e., that $u[2]$ is the derivative of $u[1]$ and that $u[3]$ is the derivative of $u[2]$. There are, however, also applications where by purpose these conditions do not hold. For example, if only the position dependent terms of a mechanical system shall be calculated, one may provide $\text{angle} = \text{angle}(t)$ and set the angular velocity and the angular acceleration to zero.

The input signals can be provided from one of the signal generator blocks of the block library Modelica.Blocks.Sources.

Parameters


Type	Name	Default	Description
Boolean	useSupport	false	= true, if support flange enabled, otherwise implicitly grounded

Connectors

Type	Name	Description
Flange_b	flange	Flange of shaft
Support	support	Support/housing of component
input RealInput	$u[3]$	Angle, angular velocity and angular acceleration of flange with respect to support as input signals

Modelica.Mechanics.Rotational.Sources.Torque

Input signal acting as external torque on a flange



Information

The input signal **tau** defines an external torque in [Nm] which acts (with negative sign) at a flange connector, i.e., the component connected to this flange is driven by torque **tau**.

The input signal can be provided from one of the signal generator blocks of Modelica.Blocks.Sources.

Parameters

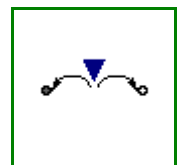
Type	Name	Default	Description
Boolean	useSupport	false	= true, if support flange enabled, otherwise implicitly grounded

Connectors

Type	Name	Description
Flange_b	flange	Flange of shaft
Support	support	Support/housing of component
input RealInput	tau	Accelerating torque acting at flange (= -flange.tau)

Modelica.Mechanics.Rotational.Sources.Torque2

Input signal acting as torque on two flanges



Information

The input signal **tau** defines an external torque in [Nm] which acts at both flange connectors, i.e., the components connected to these flanges are driven by torque **tau**.

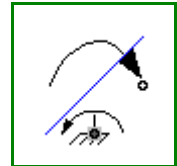
The input signal can be provided from one of the signal generator blocks of Modelica.Blocks.Sources.

Connectors

Type	Name	Description
Flange_a	flange_a	Flange of left shaft
Flange_b	flange_b	Flange of right shaft
input RealInput	tau	Torque driving the two flanges (a positive value accelerates the flange)

Modelica.Mechanics.Rotational.Sources.LinearSpeedDependentTorque

Linear dependency of torque versus speed



Information

Model of torque, linearly dependent on angular velocity of flange.

Parameter TorqueDirection chooses whether direction of torque is the same in both directions of rotation or not.

Parameters

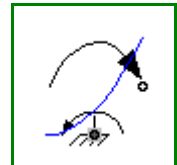
Type	Name	Default	Description
Boolean	useSupport	false	= true, if support flange enabled, otherwise implicitly grounded
Torque	tau_nominal		Nominal torque (if negative, torque is acting as load) [N.m]
Boolean	TorqueDirection	true	Same direction of torque in both directions of rotation
AngularVelocity	w_nominal		Nominal speed [rad/s]

Connectors

Type	Name	Description
Flange_b	flange	Flange of shaft
Support	support	Support/housing of component

Modelica.Mechanics.Rotational.Sources.QuadraticSpeedDependentTorque

Quadratic dependency of torque versus speed



Information

Model of torque, quadratic dependent on angular velocity of flange.

Parameter TorqueDirection chooses whether direction of torque is the same in both directions of rotation or not.

Parameters

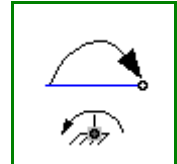
Type	Name	Default	Description
Boolean	useSupport	false	= true, if support flange enabled, otherwise implicitly grounded
Torque	tau_nominal		Nominal torque (if negative, torque is acting as load) [N.m]
Boolean	TorqueDirection	true	Same direction of torque in both directions of rotation
AngularVelocity	w_nominal		Nominal speed [rad/s]

Connectors

Type	Name	Description
Flange_b	flange	Flange of shaft
Support	support	Support/housing of component

Modelica.Mechanics.Rotational.Sources.ConstantTorque

Constant torque, not dependent on speed



Information

Model of constant torque, not dependent on angular velocity of flange.
Positive torque acts accelerating.

Parameters

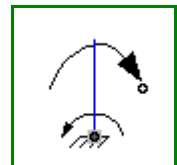
Type	Name	Default	Description
Boolean	useSupport	false	= true, if support flange enabled, otherwise implicitly grounded
Torque	tau_constant		Constant torque (if negative, torque is acting as load) [N.m]

Connectors

Type	Name	Description
Flange_b	flange	Flange of shaft
Support	support	Support/housing of component

Modelica.Mechanics.Rotational.Sources.ConstantSpeed

Constant speed, not dependent on torque



Information

Model of **fixed** angular verlocity of flange, not dependent on torque.

Parameters

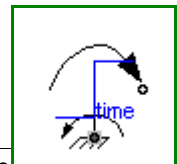
Type	Name	Default	Description
Boolean	useSupport	false	= true, if support flange enabled, otherwise implicitly grounded
AngularVelocity	w_fixed		Fixed speed [rad/s]

Connectors

Type	Name	Description
Flange_b	flange	Flange of shaft
Support	support	Support/housing of component

Modelica.Mechanics.Rotational.Sources.TorqueStep

Constant torque, not dependent on speed



Information

Model of a torque step at time .
Positive torque acts accelerating.

Parameters

Type	Name	Default	Description
Boolean	useSupport	false	= true, if support flange enabled, otherwise implicitly grounded
Torque	stepTorque		Height of torque step (if negative, torque is acting as load) [N.m]
Torque	offsetTorque		Offset of torque [N.m]
Time	startTime	0	Torque = offset for time < startTime [s]

Connectors

Type	Name	Description
Flange_b	flange	Flange of shaft
Support	support	Support/housing of component









Modelica.Mechanics.Rotational.Sensors

Sensors to measure variables in 1D rotational mechanical components

Information

This package contains ideal sensor components that provide the connector variables as signals for further processing with the Modelica.Blocks library.

Package Content

Name	Description
 AngleSensor	Ideal sensor to measure the absolute flange angle
 SpeedSensor	Ideal sensor to measure the absolute flange angular velocity
 AccSensor	Ideal sensor to measure the absolute flange angular acceleration
 RelAngleSensor	Ideal sensor to measure the relative angle between two flanges
 RelSpeedSensor	Ideal sensor to measure the relative angular velocity between two flanges
 RelAccSensor	Ideal sensor to measure the relative angular acceleration between two flanges
 TorqueSensor	Ideal sensor to measure the torque between two flanges (= flange_a.tau)
 PowerSensor	Ideal sensor to measure the power between two flanges (= flange_a.tau*der(flange_a.phi))

Modelica.Mechanics.Rotational.Sensors.AngleSensor

Ideal sensor to measure the absolute flange angle



Information

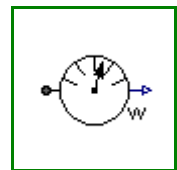
Measures the **absolute angle ϕ** of a flange in an ideal way and provides the result as output signal **ϕ** (to be further processed with blocks of the Modelica.Blocks library).

Connectors

Type	Name	Description
Flange_a	flange	Flange of shaft from which sensor information shall be measured
output RealOutput	phi	Absolute angle of flange

Modelica.Mechanics.Rotational.Sensors.SpeedSensor

Ideal sensor to measure the absolute flange angular velocity



Information

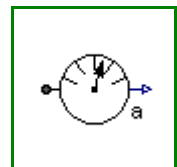
Measures the **absolute angular velocity w** of a flange in an ideal way and provides the result as output signal **w** (to be further processed with blocks of the Modelica.Blocks library).

Connectors

Type	Name	Description
Flange_a	flange	Flange of shaft from which sensor information shall be measured
output RealOutput	w	Absolute angular velocity of flange

Modelica.Mechanics.Rotational.Sensors.AccSensor

Ideal sensor to measure the absolute flange angular acceleration



Information

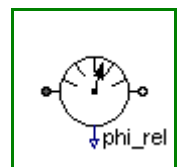
Measures the **absolute angular acceleration a** of a flange in an ideal way and provides the result as output signal **a** (to be further processed with blocks of the Modelica.Blocks library).

Connectors

Type	Name	Description
Flange_a	flange	Flange of shaft from which sensor information shall be measured
output RealOutput	a	Absolute angular acceleration of flange

Modelica.Mechanics.Rotational.Sensors.RelAngleSensor

Ideal sensor to measure the relative angle between two flanges



Information

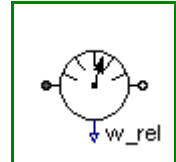
Measures the **relative angle ϕ_{rel}** between two flanges in an ideal way and provides the result as output signal **ϕ_{rel}** (to be further processed with blocks of the Modelica.Blocks library).

Connectors

Type	Name	Description
Flange_a	flange_a	Left flange of shaft
Flange_b	flange_b	Right flange of shaft
output RealOutput	phi_rel	Relative angle between two flanges (= flange_b.phi - flange_a.phi)

Modelica.Mechanics.Rotational.Sensors.RelSpeedSensor

Ideal sensor to measure the relative angular velocity between two flanges



Information

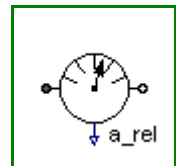
Measures the **relative angular velocity** w_rel between two flanges in an ideal way and provides the result as output signal w_rel (to be further processed with blocks of the Modelica.Blocks library).

Connectors

Type	Name	Description
Flange_a	flange_a	Left flange of shaft
Flange_b	flange_b	Right flange of shaft
output RealOutput	w_rel	Relative angular velocity between two flanges (= der(flange_b.phi) - der(flange_a.phi))

Modelica.Mechanics.Rotational.Sensors.RelAccSensor

Ideal sensor to measure the relative angular acceleration between two flanges



Information

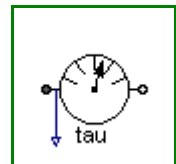
Measures the **relative angular acceleration** a_rel between two flanges in an ideal way and provides the result as output signal a_rel (to be further processed with blocks of the Modelica.Blocks library).

Connectors

Type	Name	Description
Flange_a	flange_a	Left flange of shaft
Flange_b	flange_b	Right flange of shaft
output RealOutput	a_rel	Relative angular acceleration between two flanges

Modelica.Mechanics.Rotational.Sensors.TorqueSensor

Ideal sensor to measure the torque between two flanges (= flange_a.tau)



Information

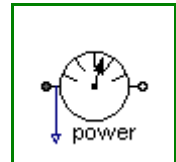
Measures the **cut-torque between two flanges** in an ideal way and provides the result as output signal τ (to be further processed with blocks of the Modelica.Blocks library).

Connectors

Type	Name	Description
Flange_a	flange_a	Left flange of shaft
Flange_b	flange_b	Right flange of shaft
output RealOutput	tau	Torque in flange flange_a and flange_b ($\tau = \text{flange_a}.\tau = -\text{flange_b}.\tau$)

Modelica.Mechanics.Rotational.Sensors.PowerSensor

Ideal sensor to measure the power between two flanges (= $\text{flange_a}.\tau * \text{der}(\text{flange_a}.\phi)$)



Information

Measures the **power between two flanges** in an ideal way and provides the result as output signal **power** (to be further processed with blocks of the Modelica.Blocks library).

Connectors

Type	Name	Description
Flange_a	flange_a	Left flange of shaft
Flange_b	flange_b	Right flange of shaft
output RealOutput	power	Power in flange flange_a




Modelica.Mechanics.Rotational.Interfaces




Connectors and partial models for 1D rotational mechanical components

Information

This package contains connectors and partial models for 1-dim. rotational mechanical components. The components of this package can only be used as basic building elements for models.


Package Content

Name	Description
 Flange_a	1-dim. rotational flange of a shaft (filled square icon)
 Flange_b	1-dim. rotational flange of a shaft (non-filled square icon)
 Support	Support/housing of a 1-dim. rotational shaft
▪ InternalSupport	Adapter model to utilize conditional support connector
▪ ▪ PartialTwoFlanges	Partial model for a component with two rotational 1-dim. shaft flanges
▪ ▪ PartialOneFlangeAndSupport	Partial model for a component with one rotational 1-dim. shaft flange and a support used for graphical modeling, i.e., the model is build up by drag-and-drop from elementary components
▪ ▪ PartialTwoFlangesAndSupport	Partial model for a component with two rotational 1-dim. shaft flanges and a support used for graphical modeling,

	i.e., the model is build up by drag-and-drop from elementary components
▪ ▪ PartialCompliant	Partial model for the compliant connection of two rotational 1-dim. shaft flanges
▪ ▪ PartialCompliantWithRelativeStates	Partial model for the compliant connection of two rotational 1-dim. shaft flanges where the relative angle and speed are used as preferred states
▪ ▪ PartialElementaryOneFlangeAndSupport	Partial model for a component with one rotational 1-dim. shaft flange and a support used for textual modeling, i.e., for elementary models
▪ ▪ PartialElementaryTwoFlangesAndSupport	Partial model for a component with two rotational 1-dim. shaft flanges and a support used for textual modeling, i.e., for elementary models
▪ ▪ PartialElementaryRotationalToTranslational	Partial model to transform rotational into translational motion
 PartialTorque	Partial model of a torque acting at the flange (accelerates the flange)
 PartialAbsoluteSensor	Partial model to measure a single absolute flange variable
 PartialRelativeSensor	Partial model to measure a single relative variable between two flanges
PartialFriction	Partial model of Coulomb friction elements

Modelica.Mechanics.Rotational.Interfaces.Flange_a

1-dim. rotational flange of a shaft (filled square icon)



Information

This is a connector for 1-dim. rotational mechanical systems and models the mechanical flange of a shaft. The following variables are defined in this connector:

phi	Absolute rotation angle of the shaft flange in [rad]
tau	Cut-torque in the shaft flange in [Nm]

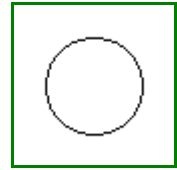
There is a second connector for flanges: Flange_b. The connectors Flange_a and Flange_b are completely identical. There is only a difference in the icons, in order to easier identify a flange variable in a diagram. For a discussion on the actual direction of the cut-torque tau and of the rotation angle, see section [Sign Conventions](#) in the user's guide of Rotational.

If needed, the absolute angular velocity w and the absolute angular acceleration a of the flange can be determined by differentiation of the flange angle phi:

$$w = \text{der}(\text{phi}); \quad a = \text{der}(w)$$

Contents

Type	Name	Description
Angle	phi	Absolute rotation angle of flange [rad]
flow Torque	tau	Cut torque in the flange [N.m]

Modelica.Mechanics.Rotational.Interfaces.Flange_b**1-dim. rotational flange of a shaft (non-filled square icon)****Information**

This is a connector for 1-dim. rotational mechanical systems and models the mechanical flange of a shaft. The following variables are defined in this connector:

phi	Absolute rotation angle of the shaft flange in [rad]
tau	Cut-torque in the shaft flange in [Nm]


There is a second connector for flanges: Flange_a. The connectors Flange_a and Flange_b are completely identical. There is only a difference in the icons, in order to easier identify a flange variable in a diagram. For a discussion on the actual direction of the cut-torque tau and of the rotation angle, see section [Sign Conventions](#) in the user's guide of Rotational.

If needed, the absolute angular velocity w and the absolute angular acceleration a of the flange can be determined by differentiation of the flange angle phi:

$$w = \text{der}(\text{phi}); \quad a = \text{der}(w)$$

Contents

Type	Name	Description
Angle	phi	Absolute rotation angle of flange [rad]
flow Torque	tau	Cut torque in the flange [N.m]

Modelica.Mechanics.Rotational.Interfaces.Support**Support/housing of a 1-dim. rotational shaft****Information**

This is a connector for 1-dim. rotational mechanical systems and models the support or housing of a shaft. The following variables are defined in this connector:

phi	Absolute rotation angle of the support/housing in [rad]
tau	Reaction torque in the support/housing in [Nm]

The support connector is usually defined as conditional connector. It is most convenient to utilize it


- For models to be build graphically (i.e. the model is build up by drag-and-drop from elementary components):
[PartialOneFlangeAndSupport](#),
[PartialTwoFlangesAndSupport](#),
- For models to be build textually (i.e. elementary models):
[PartialElementaryOneFlangeAndSupport](#),
[PartialElementaryTwoFlangesAndSupport](#),
[PartialElementaryRotationalToTranslational](#).

Contents

Type	Name	Description
Angle	phi	Absolute rotation angle of the support/housing [rad]
flow Torque	tau	Reaction torque in the support/housing [N.m]

Modelica.Mechanics.Rotational.Interfaces.InternalSupport

Adapter model to utilize conditional support connector

**Information**

This is an adapter model to utilize a conditional support connector in an elementary component, i.e., where the component equations are defined textually:

- If *useSupport* = *true*, the flange has to be connected to the conditional support connector.
- If *useSupport* = *false*, the flange has to be connected to the conditional fixed model.

Variable **tau** is defined as **input** and must be provided when using this component as a modifier (computed via a torque balance in the model where InternalSupport is used). Usually, model InternalSupport is utilized via the partial models:

PartialElementaryOneFlangeAndSupport,
 PartialElementaryTwoFlangesAndSupport,
 PartialElementaryRotationalToTranslational.


Note, the support angle can always be accessed as `internalSupport.phi`, and the support torque can always be accessed as `internalSupport.tau`.

Connectors

Type	Name	Description
Flange_a	flange	Internal support flange (must be connected to the conditional support connector for <i>useSupport</i> = <i>true</i> and to conditional fixed model for <i>useSupport</i> = <i>false</i>)

Modelica.Mechanics.Rotational.Interfaces.PartialTwoFlanges

Partial model for a component with two rotational 1-dim. shaft flanges

**Information**

This is a 1-dim. rotational component with two flanges. It is used e.g. to build up parts of a drive train consisting of several components.

Connectors

Type	Name	Description
Flange_a	flange_a	Flange of left shaft
Flange_b	flange_b	Flange of right shaft

Modelica.Mechanics.Rotational.Interfaces.PartialOneFlangeAndSupport

Partial model for a component with one rotational 1-dim. shaft flange and a support used for graphical modeling, i.e., the model is build up by drag-and-drop from elementary components

**Information**

This is a 1-dim. rotational component with one flange and a support/housing. It is used e.g. to build up parts

of a drive train graphically consisting of several components.

If *useSupport=true*, the support connector is conditionally enabled and needs to be connected.

If *useSupport=false*, the support connector is conditionally disabled and instead the component is internally fixed to ground.

Parameters


Type	Name	Default	Description
Boolean	useSupport	false	= true, if support flange enabled, otherwise implicitly grounded

Connectors

Type	Name	Description
Flange_b	flange	Flange of shaft
Support	support	Support/housing of component

Modelica.Mechanics.Rotational.Interfaces.PartialTwoFlangesAndSupport

Partial model for a component with two rotational 1-dim. shaft flanges and a support used for graphical modeling, i.e., the model is build up by drag-and-drop from elementary components



Information

This is a 1-dim. rotational component with two flanges and a support/housing. It is used e.g. to build up parts of a drive train graphically consisting of several components.

If *useSupport=true*, the support connector is conditionally enabled and needs to be connected.

If *useSupport=false*, the support connector is conditionally disabled and instead the component is internally fixed to ground.

Parameters


Type	Name	Default	Description
Boolean	useSupport	false	= true, if support flange enabled, otherwise implicitly grounded

Connectors

Type	Name	Description
Flange_a	flange_a	Flange of left shaft
Flange_b	flange_b	Flange of right shaft
Support	support	Support/housing of component

Modelica.Mechanics.Rotational.Interfaces.PartialCompliant

Partial model for the compliant connection of two rotational 1-dim. shaft flanges



Information

This is a 1-dim. rotational component with a compliant connection of two rotational 1-dim. flanges where inertial effects between the two flanges are neglected. The basic assumption is that the cut-torques of the two flanges sum-up to zero, i.e., they have the same absolute value but opposite sign: $\text{flange_a.tau} +$


flange_b.tau = 0. This base class is used to built up force elements such as springs, dampers, friction.

Connectors

Type	Name	Description
Flange_a	flange_a	Left flange of compliant 1-dim. rotational component
Flange_b	flange_b	Right flange of compliant 1-dim. rotational component

Modelica.Mechanics.Rotational.Interfaces.PartialCompliantWithRelativeStates

Partial model for the compliant connection of two rotational 1-dim. shaft flanges where the relative angle and speed are used as preferred states



Information

This is a 1-dim. rotational component with a compliant connection of two rotational 1-dim. flanges where inertial effects between the two flanges are neglected. The basic assumption is that the cut-torques of the two flanges sum-up to zero, i.e., they have the same absolute value but opposite sign: $\text{flange_a.tau} + \text{flange_b.tau} = 0$. This base class is used to built up force elements such as springs, dampers, friction.

The relative angle and the relative speed are defined as preferred states. The reason is that for some drive trains, such as drive trains in vehicles, the absolute angle is quickly increasing during operation. Numerically, it is better to use relative angles between drive train components because they remain in a limited size. For this reason, StateSelect.prefer is set for the relative angle of this component.

In order to improve the numerics, a nominal value for the relative angle can be provided via parameter **phi_nominal** in the Advanced menu. The default ist 1e-4 rad since relative angles are usually in this order and the step size control of an integrator would be practically switched off, if a default of 1 rad would be used. This nominal value might also be computed from other values, such as " $\text{phi_nominal} = \text{tau_nominal} / c$ " for a rotational spring, if tau_nominal and c are more meaningful for the user.

Parameters


Type	Name	Default	Description
Advanced			
Angle	phi_nominal	1e-4	Nominal value of phi_rel (used for scaling) [rad]
StateSelect	stateSelect	StateSelect.prefer	Priority to use phi_rel and w_rel as states

Connectors

Type	Name	Description
Flange_a	flange_a	Left flange of compliant 1-dim. rotational component
Flange_b	flange_b	Right flange of compliant 1-dim. rotational component

Modelica.Mechanics.Rotational.Interfaces.PartialElementaryOneFlangeAndSupport

Partial model for a component with one rotational 1-dim. shaft flange and a support used for textual modeling, i.e., for elementary models



Information

This is a 1-dim. rotational component with one flange and a support/housing. It is used to build up

elementary components of a drive train with equations in the text layer.

If *useSupport=true*, the support connector is conditionally enabled and needs to be connected.

If *useSupport=false*, the support connector is conditionally disabled and instead the component is internally fixed to ground.

Parameters

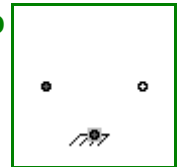
Type	Name	Default	Description
Boolean	useSupport	false	= true, if support flange enabled, otherwise implicitly grounded

Connectors

Type	Name	Description
Flange_b	flange	Flange of shaft
Support	support	Support/housing of component

Modelica.Mechanics.Rotational.Interfaces.PartialElementaryTwoFlangesAndSupport

Partial model for a component with two rotational 1-dim. shaft flanges and a support used for textual modeling, i.e., for elementary models



Information

This is a 1-dim. rotational component with two flanges and a support/housing. It is used to build up elementary components of a drive train with equations in the text layer.

If *useSupport=true*, the support connector is conditionally enabled and needs to be connected.

If *useSupport=false*, the support connector is conditionally disabled and instead the component is internally fixed to ground.

Parameters


Type	Name	Default	Description
Boolean	useSupport	false	= true, if support flange enabled, otherwise implicitly grounded

Connectors

Type	Name	Description
Flange_a	flange_a	Flange of left shaft
Flange_b	flange_b	Flange of right shaft
Support	support	Support/housing of component

Modelica.Mechanics.Rotational.Interfaces.PartialElementaryRotationalToTranslational

Partial model to transform rotational into translational motion



Information

This is a 1-dim. rotational component with

- one rotational flange,
- one rotational support/housing,
- one translational flange, and
- one translational support/housing

This model is used to build up elementary components of a drive train transforming rotational into translational motion with equations in the text layer.

If *useSupportR=true*, the rotational support connector is conditionally enabled and needs to be connected.

If *useSupportR=false*, the rotational support connector is conditionally disabled and instead the rotational part is internally fixed to ground.

If *useSupportT=true*, the translational support connector is conditionally enabled and needs to be connected.

If *useSupportT=false*, the translational support connector is conditionally disabled and instead the translational part is internally fixed to ground.

Parameters

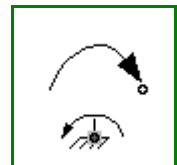
Type	Name	Default	Description
Boolean	useSupportR	false	= true, if rotational support flange enabled, otherwise implicitly grounded
Boolean	useSupportT	false	= true, if translational support flange enabled, otherwise implicitly grounded

Connectors

Type	Name	Description
Flange_a	flangeR	Flange of rotational shaft
Flange_b	flangeT	Flange of translational rod
Support	supportR	Rotational support/housing of component
Support	supportT	Translational support/housing of component

Modelica.Mechanics.Rotational.Interfaces.PartialTorque

Partial model of a torque acting at the flange (accelerates the flange)



Information

Partial model of torque that accelerates the flange.

If *useSupport=true*, the support connector is conditionally enabled and needs to be connected.

If *useSupport=false*, the support connector is conditionally disabled and instead the component is internally fixed to ground.

Parameters

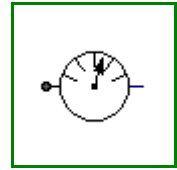
Type	Name	Default	Description
Boolean	useSupport	false	= true, if support flange enabled, otherwise implicitly grounded

Connectors

Type	Name	Description
Flange_b	flange	Flange of shaft
Support	support	Support/housing of component

Modelica.Mechanics.Rotational.Interfaces.PartialAbsoluteSensor

Partial model to measure a single absolute flange variable

**Information**

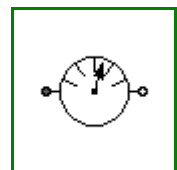
This is a partial model of a 1-dim. rotational component with one flange of a shaft in order to measure an absolute kinematic quantity in the flange and to provide the measured signal as output signal for further processing with the blocks of package Modelica.Blocks.

Connectors

Type	Name	Description
Flange_a	flange	Flange of shaft from which sensor information shall be measured

Modelica.Mechanics.Rotational.Interfaces.PartialRelativeSensor

Partial model to measure a single relative variable between two flanges

**Information**

This is a partial model for 1-dim. rotational components with two rigidly connected flanges in order to measure relative kinematic quantities between the two flanges or the cut-torque in the flange and to provide the measured signal as output signal for further processing with the blocks of package Modelica.Blocks.

Connectors

Type	Name	Description
Flange_a	flange_a	Left flange of shaft
Flange_b	flange_b	Right flange of shaft

Modelica.Mechanics.Rotational.Interfaces.PartialFriction

Partial model of Coulomb friction elements

Information

Basic model for Coulomb friction that models the stuck phase in a reliable way.

Parameters

Type	Name	Default	Description
Advanced			
AngularVelocity	w_sma ll	1.0e10	Relative angular velocity near to zero if jumps due to a reinit(..) of the velocity can occur (set to low value only if such impulses can occur) [rad/s]

Modelica.Mechanics.Translational

Library to model 1-dimensional, translational mechanical systems

Information

This package contains components to model *1-dimensional translational mechanical* systems.

The *filled* and *non-filled green squares* at the left and right side of a component represent *mechanical flanges*. Drawing a line between such squares means that the corresponding flanges are *rigidly attached* to each other. The components of this library can be usually connected together in an arbitrary way. E.g. it is possible to connect two springs or two sliding masses with inertia directly together.

The only *connection restriction* is that the Coulomb friction elements (e.g. MassWithStopAndFriction) should be only connected together provided a compliant element, such as a spring, is in between. The reason is that otherwise the frictional force is not uniquely defined if the elements are stuck at the same time instant (i.e., there does not exist a unique solution) and some simulation systems may not be able to handle this situation, since this leads to a singularity during simulation. It can only be resolved in a "clean way" by combining the two connected friction elements into one component and resolving the ambiguity of the frictional force in the stuck mode.

Another restriction arises if the hard stops in model MassWithStopAndFriction are used, i. e. the movement of the mass is limited by a stop at s_{\max} or s_{\min} . **This requires the states `Stop.s` and `Stop.v`**. If these states are eliminated during the index reduction the model will not work. To avoid this any inertias should be connected via springs to the Stop element, other sliding masses, dampers or hydraulic chambers must be avoided.

In the *icon* of every component an *arrow* is displayed in grey color. This arrow characterizes the coordinate system in which the vectors of the component are resolved. It is directed into the positive translational direction (in the mathematical sense). In the flanges of a component, a coordinate system is rigidly attached to the flange. It is called *flange frame* and is directed in parallel to the component coordinate system. As a result, e.g., the positive cut-force of a "left" flange (`flange_a`) is directed into the flange, whereas the positive cut-force of a "right" flange (`flange_b`) is directed out of the flange. A flange is described by a Modelica connector containing the following variables:

```
Modelica.SIunits.Position s    "Absolute position of flange";  
flow Modelica.SIunits.Force f "Cut-force in the flange";
```

This library is designed in a fully object oriented way in order that components can be connected together in every meaningful combination (e.g. direct connection of two springs or two shafts with inertia). As a consequence, most models lead to a system of differential-algebraic equations of *index 3* (= constraint equations have to be differentiated twice in order to arrive at a state space representation) and the Modelica translator or the simulator has to cope with this system representation. According to our present knowledge, this requires that the Modelica translator is able to symbolically differentiate equations (otherwise it is e.g. not possible to provide consistent initial conditions; even if consistent initial conditions are present, most numerical DAE integrators can cope at most with index 2 DAEs).

Library Officer

[Martin Otter](#)

Deutsches Zentrum für Luft und Raumfahrt e.V. (DLR)
Institut für Robotik und Mechatronik (DLR-RM)
Abteilung Systemdynamik und Regelungstechnik
Postfach 1116
D-82230 Wessling
Germany
email: Martin.Otter@dlr.de

Contributors to this library:

- Main author until 2006:
Peter Beater
Universität Paderborn, Abteilung Soest
Fachbereich Maschinenbau/Automatisierungstechnik
Lübecker Ring 2
D 59494 Soest






Germany
email: Beater@mailso.uni-paderborn.de

- **Anton Haumer**
Technical Consulting & Electrical Engineering
A-3423 St.Andrae-Woerden, Austria
email: a.haumer@haumer.at
- **Martin Otter** (DLR-RM)

Copyright © 1998-2007, Modelica Association, Anton Haumer and Universität Paderborn, FB 12.

*This Modelica package is **free** software; it can be redistributed and/or modified under the terms of the **Modelica license**, see the license conditions and the accompanying **disclaimer** [here](#).*

Package Content

Name	Description
 Examples	Demonstration examples of the components of this package
 Components	Components for 1D translational mechanical drive trains
 Sources	Sources to drive 1D translational mechanical components
 Sensors	Sensors for 1-dim. translational mechanical quantities
 Interfaces	Interfaces for 1-dim. translational mechanical components











Modelica.Mechanics.Translational.Examples

Demonstration examples of the components of this package

Information

This package contains example models to demonstrate the usage of the Translational package. Open the models and simulate them according to the provided description in the models.

Package Content

Name	Description
 SignConvention	Examples for the used sign conventions.
 InitialConditions	Setting of initial conditions
 WhyArrows	Use of arrows in Mechanics.Translational
 Accelerate	Use of model accelerate.
 Damper	Use of damper models.
 Oscillator	Oscillator demonstrates the use of initial conditions.
 Sensors	Sensors for translational systems.
 Friction	Use of model Stop
 PreLoad	Preload of a spool using ElastoGap models.
 ElastoGap	Demonstrate usage of ElastoGap

Modelica.Mechanics.Translational.Examples.SignConvention

Examples for the used sign conventions.



Information

If all arrows point in the same direction a positive force results in a positive acceleration a , velocity v and position s .

For a force of 1 N and a mass of 1 Kg this leads to

```
a = 1 m/s2
v = 1 m/s after 1 s (SlidingMass1.v)
s = 0.5 m after 1 s (SlidingMass1.s)
```

The acceleration is not available for plotting.

System 1) and 2) are equivalent. It doesn't matter whether the force pushes at flange_a in system 1 or pulls at flange_b in system 2.

It is of course possible to ignore the arrows and connect the models in an arbitrary way. But then it is hard to see in what direction the force acts.

In the third system the two arrows are opposed which means that the force acts in the opposite direction (in the same direction as in the two other examples).

Modelica.Mechanics.Translational.Examples.InitialConditions

Setting of initial conditions



Information

There are several ways to set initial conditions. In the first system the position of the mass m_3 was defined by using the modifier $s(\text{start}=4.5)$, the position of m_4 by $s(\text{start}=12.5)$. These positions were chosen such that the system is at rest. To calculate these values start at the left (Fixed1) with a value of 1 m. The spring has an unstretched length of 2 m and m_3 a length of 3 m, which leads to

```
1   m (fixed1)
+ 2   m (spring s2)
+ 3/2 m (half of the length of mass m3)
-----
4,5 m = s(start = 4.5) for m3
+ 3/2 m (half of the length of mass m3)
+ 4   m (springDamper 2)
+ 5/2 m (half of length of mass m4)
-----
12,5 m = s(start = 12.5) for m4
```

This selection of initial conditions has the effect that Dymola selects those variables ($m_3.s$ and $m_4.s$) as state variables. In the second example the length of the springs are given as start values but they cannot be used as state for pure springs (only for the spring/damper combination). In this case the system is not at rest.



Modelica.Mechanics.Translational.Examples.WhyArrows**Use of arrows in Mechanics.Translational****Information**

When using the models of the translational sublibrary it is recommended to make sure that all arrows point in the same direction because then all component have the same reference system. In the example the distance from flange_a of Rod1 to flange_b of Rod2 is 2 m. The distance from flange_a of Rod1 to flange_b of Rod3 is also 2 m though it is difficult to see that. Without the arrows it would be almost impossible to notice. That all arrows point in the same direction is a sufficient condition for an easy use of the library. There are cases where horizontally flipped models can be used without problems.

Modelica.Mechanics.Translational.Examples.Accelerate**Use of model accelerate.****Information**

Demonstrate usage of component Sources.Accelerate by moving a massing with a predefined acceleration.

Modelica.Mechanics.Translational.Examples.Damper**Use of damper models.****Information**

Demonstrate usage of damper components in different variants.

Modelica.Mechanics.Translational.Examples.Oscillator**Oscillator demonstrates the use of initial conditions.****Information**

A spring - mass system is a mechanical oscillator. If no damping is included and the system is excited at resonance frequency infinite amplitudes will result. The resonant frequency is given by $\omega_{res} = \sqrt{c / m}$ with:

```
c spring stiffness
m mass
```

To make sure that the system is initially at rest the initial conditions $s(\text{start}=0)$ and $v(\text{start}=0)$ for the SlidingMass are set. If damping is added the amplitudes are bounded.

Modelica.Mechanics.Translational.Examples.Sensors**Sensors for translational systems.**

Information

These sensors measure

```
force f in N
position s in m
velocity v in m/s
acceleration a in m/s2
```

The measured velocity and acceleration is independent on the flange the sensor is connected to. The position depends on the flange (flange_a or flange_b) and the length L of the component. Plot PositionSensor1.s, PositionSensor2.s and SlidingMass1.s to see the difference.

Modelica.Mechanics.Translational.Examples.Friction

Use of model Stop



Information

1. Simulate and then plot Stop1.f as a function of Stop1.v This gives the Stribeck curve.
2. This model gives an example for a hard stop. However there can arise some problems with the used modeling approach (use of Reinit, convergence problems). In this case use the ElastoGap to model a stop (see example Preload).


Modelica.Mechanics.Translational.Examples.PreLoad

Preload of a spool using ElastoGap models.




Information

When designing hydraulic valves it is often necessary to hold the spool in a certain position as long as an external force is below a threshold value. If this force exceeds the threshold value a linear relation between force and position is desired. There are designs that need only one spring to accomplish this task. Using the ElastoGap elements this design can be modelled easily. Drawing of spool.



Spool position s as a function of working force f.



Modelica.Mechanics.Translational.Examples.ElastoGap**Demonstrate usgae of ElastoGap****Information**

This model demonstrates the effect of ElastoGaps on eigenfrequency:
Plot mass1.s and mass2.s as well as mass1.v and mass2.v

mass1 is moved by both spring forces all the time.

Since elastoGap1 lifts off at $s > -0.5$ m and elastoGap2 lifts off $s < +0.5$ m, mass2 moves freely as long as $-0.5 \text{ m} < s < +0.5 \text{ m}$.















Parameters

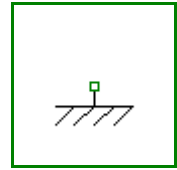
Type	Name	Default	Description
TranslationalDampingConstant	d	1.5	damping constant [N.s/m]

Modelica.Mechanics.Translational.Components**Components for 1D translational mechanical drive trains****Information**

This package contains basic components 1D mechanical translational drive trains.

Package Content

Name	Description
 Fixed	Fixed flange
 Mass	Sliding mass with inertia
 Rod	Rod without inertia
 Spring	Linear 1D translational spring
 Damper	Linear 1D translational damper
 SpringDamper	Linear 1D translational spring and damper in parallel
 ElastoGap	1D translational spring damper combination with gap
 SupportFriction	Coulomb friction in support
 Brake	Brake basend on Coulomb friction
 IdealGearR2T	Gearbox transforming rotational into translational motion"
 IdealRollingWheel	Simple 1-dim. model of an ideal rolling wheel without inertia
 InitializeFlange	Initializes a flange with pre-defined position, speed and acceleration (usually, this is reference data from a control bus)
 MassWithStopAndFriction	Sliding mass with hard stop and Stribeck friction
 RelativeStates	Definition of relative state variables

Modelica.Mechanics.Translational.Components.Fixed**Fixed flange****Information**

The *flange* of a 1D translational mechanical system *fixed* at an position s_0 in the *housing*. May be used:

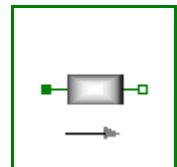
- to connect a compliant element, such as a spring or a damper, between a sliding mass and the housing.
- to fix a rigid element, such as a sliding mass, at a specific position.

Parameters

Type	Name	Default	Description
Position	s_0	0	fixed offset position of housing [m]

Connectors

Type	Name	Description
Flange_b	flange	

Modelica.Mechanics.Translational.Components.Mass**Sliding mass with inertia****Information**

Sliding mass with *inertia*, *without friction* and two rigidly connected flanges.

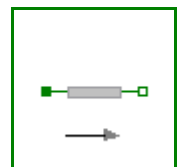
The sliding mass has the length L , the position coordinate s is in the middle. Sign convention: A positive force at flange flange_a moves the sliding mass in the positive direction. A negative force at flange flange_a moves the sliding mass to the negative direction.

Parameters

Type	Name	Default	Description
Mass	m		mass of the sliding mass [kg]
Length	L	0	Length of component, from left flange to right flange (= flange_b.s - flange_a.s) [m]
Advanced			
StateSelect	stateSelect	StateSelect.default	Priority to use s and v as states

Connectors

Type	Name	Description
Flange_a	flange_a	Left flange of translational component
Flange_b	flange_b	Right flange of translational component

Modelica.Mechanics.Translational.Components.Rod**Rod without inertia**

Information

Rod *without inertia* and two rigidly connected flanges.

Parameters

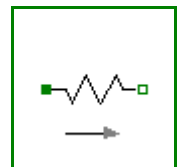
Type	Name	Default	Description
Length	L		Length of component, from left flange to right flange (= flange_b.s - flange_a.s) [m]

Connectors

Type	Name	Description
Flange_a	flange_a	Left flange of translational component
Flange_b	flange_b	Right flange of translational component

Modelica.Mechanics.Translational.Components.Spring

Linear 1D translational spring



Information

A *linear 1D translational spring*. The component can be connected either between two sliding masses, or between a sliding mass and the housing (model Fixed), to describe a coupling of the sliding mass with the housing via a spring.

Parameters

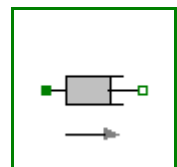
Type	Name	Default	Description
TranslationalSpringConstant	c		spring constant [N/m]
Distance	s_rel0	0	unstretched spring length [m]
Initialization			
Distance	s_rel.start	0	relative distance (= flange_b.s - flange_a.s) [m]

Connectors

Type	Name	Description
Flange_a	flange_a	Left flange of compliant 1-dim. translational component
Flange_b	flange_b	Right flange of compliant 1-dim. translational component

Modelica.Mechanics.Translational.Components.Damper

Linear 1D translational damper



Information

Linear, velocity dependent damper element. It can be either connected between a sliding mass and the housing (model Fixed), or between two sliding masses.

Parameters

Type	Name	Default	Description
------	------	---------	-------------

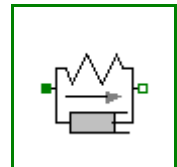
TranslationalDampingConstant	d		damping constant [N.s/m]
Initialization			
Distance	s_rel.start	0	Relative distance (= flange_b.s - flange_a.s) [m]
Velocity	v_rel.start	0	Relative velocity (= der(s_rel)) [m/s]
Advanced			
StateSelect	stateSelect	StateSelect.prefer	Priority to use phi_rel and w_rel as states
Distance	s_nominal	1e-4	Nominal value of s_rel (used for scaling) [m]

Connectors

Type	Name	Description
Flange_a	flange_a	Left flange of compliant 1-dim. translational component
Flange_b	flange_b	Right flange of compliant 1-dim. translational component

Modelica.Mechanics.Translational.Components.SpringDamper

Linear 1D translational spring and damper in parallel



Information

A *spring and damper element connected in parallel*. The component can be connected either between two sliding masses to describe the elasticity and damping, or between a sliding mass and the housing (model Fixed), to describe a coupling of the sliding mass with the housing via a spring/damper.

Parameters

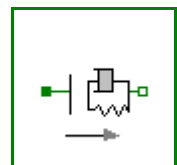
Type	Name	Default	Description
TranslationalSpringConstant	c		spring constant [N/m]
TranslationalDampingConstant	d		damping constant [N.s/m]
Position	s_rel0	0	unstretched spring length [m]
Initialization			
Distance	s_rel.start	0	Relative distance (= flange_b.s - flange_a.s) [m]
Velocity	v_rel.start	0	Relative velocity (= der(s_rel)) [m/s]
Advanced			
StateSelect	stateSelect	StateSelect.prefer	Priority to use phi_rel and w_rel as states
Distance	s_nominal	1e-4	Nominal value of s_rel (used for scaling) [m]

Connectors

Type	Name	Description
Flange_a	flange_a	Left flange of compliant 1-dim. translational component
Flange_b	flange_b	Right flange of compliant 1-dim. translational component

Modelica.Mechanics.Translational.Components.ElastoGap

1D translational spring damper combination with gap



Information

A linear spring damper combination that can lift off. The component can be connected between a sliding mass and the housing (model [Fixed](#)), to describe the contact of a sliding mass with the housing.

As long as $s_rel > s_rel0$, no force is exerted ($s_rel = flange_b.s - flange_a.s$). If $s_rel \leq s_rel0$, the contact force is basically computed with a linear spring/damper characteristic:

$$desiredContactForce = c*(s_rel - s_rel0) + d*der(s_rel)$$

This force law leads to the following difficulties:

1. If the damper force becomes larger as the spring force and with opposite sign, the contact force would be "pulling/sticking" which is unphysical, since during contact only pushing forces can occur.
2. When contact occurs with a non-zero relative speed (which is the usual situation), the damping force has a non-zero value and therefore the contact force changes discontinuously at $s_rel = s_rel0$. Again, this is not physical because the force can only change continuously. (Note, this component is not an idealized model where a steep characteristic is approximated by a discontinuity, but it shall model the steep characteristic.)

In the literature there are several proposals to fix problem (2). However, there seems to be no proposal to avoid sticking. For this reason, the most simple approach is used in the ElastoGap model, to fix both problems by slight changes to the linear spring/damper characteristic:

```

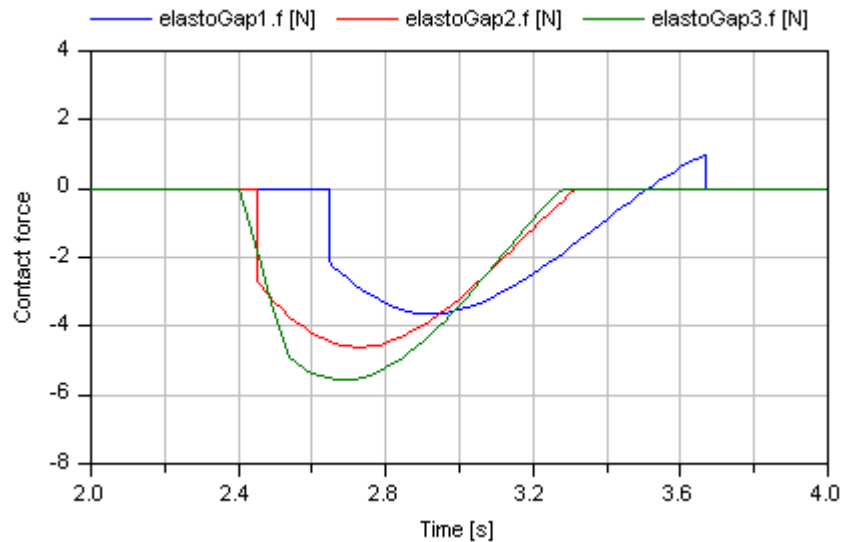
if s_rel > s_rel0 then
  f_c = 0;           // spring force
  f_d = 0;           // damper force
  flange_b.f = 0;
else
  f_c = c*(s_rel - s_rel0); // spring force
  f_d = d*der(s_rel);      // damper force
  flange_b.f = if f_c + f_d ≥ 0 then 0 else f_c + max( f_c, f_d );
end if;

```

Note, when sticking would occur ($f_c + f_d \geq 0$), then the contact force is explicitly set to zero. The " $\max(f_c, f_d)$ " part in the if-expression, limits the damping force when it is pushing. This means that at the start of the contact ($s_rel = s_rel0$), the damping force is zero and is continuous. The effect of both modifications is that the absolute value of the damping force is always limited by the absolute value of the spring force: $|f_d| \leq |f_c|$.

In the next figure, a typical simulation with the ElastoGap model is shown ([Examples.ElastoGap](#)) where the different effects are visualized:

1. Curve 1 (elastoGap1.f) is the unmodified contact force, i.e., the linear spring/damper characteristic. A pulling/sticking force is present at the end of the contact.
2. Curve 2 (elastoGap2.f) is the contact force, where the force is explicitly set to zero when pulling/sticking occurs. The contact force is discontinuous at being of the contact.
3. Curve 3 (elastoGap3.f) is the ElastoGap model of this library. No discontinuity and no pulling/sticking occurs.



Parameters

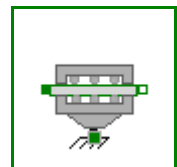
Type	Name	Default	Description
TranslationalSpringConstant	c		Spring constant [N/m]
TranslationalDampingConstant	d		Damping constant [N.s/m]
Position	s_rel0	0	Unstretched spring length [m]
Initialization			
Distance	s_rel.start	0	Relative distance (= flange_b.s - flange_a.s) [m]
Velocity	v_rel.start	0	Relative velocity (= der(s_rel)) [m/s]
Advanced			
StateSelect	stateSelect	StateSelect.prefer	Priority to use phi_rel and w_rel as states
Distance	s_nominal	1e-4	Nominal value of s_rel (used for scaling) [m]

Connectors

Type	Name	Description
Flange_a	flange_a	Left flange of compliant 1-dim. translational component
Flange_b	flange_b	Right flange of compliant 1-dim. translational component

Modelica.Mechanics.Translational.Components.SupportFriction

Coulomb friction in support



Information

This element describes **Coulomb friction in support**, i.e., a frictional force acting between a flange and the housing. The positive sliding friction force "f" has to be defined by table "f_pos" as function of the absolute velocity "v". E.g.

v	f
0	0
1	2

```

2 | 5
3 | 8

```

gives the following table:

```
f_pos = [0, 0; 1, 2; 2, 5; 3, 8];
```

Currently, only linear interpolation in the table is supported. Outside of the table, extrapolation through the last two table entries is used. It is assumed that the negative sliding friction force has the same characteristic with negative values. Friction is modelled in the following way:

When the absolute velocity "v" is not zero, the friction force is a function of v and of a constant normal force. This dependency is defined via table f_pos and can be determined by measurements, e.g. by driving the gear with constant velocity and measuring the needed driving force (= friction force).

When the absolute velocity becomes zero, the elements connected by the friction element become stuck, i.e., the absolute position remains constant. In this phase the friction force is calculated from a force balance due to the requirement, that the absolute acceleration shall be zero. The elements begin to slide when the friction force exceeds a threshold value, called the maximum static friction force, computed via:

```
maximum_static_friction = peak * sliding_friction(v=0) (peak >= 1)
```

This procedure is implemented in a "clean" way by state events and leads to continuous/discrete systems of equations if friction elements are dynamically coupled which have to be solved by appropriate numerical methods. The method is described in:

Otter M., Elmqvist H., and Mattsson S.E. (1999):

Hybrid Modeling in Modelica based on the Synchronous Data Flow Principle. CACSD'99, Aug. 22.-26, Hawaii.

More precise friction models take into account the elasticity of the material when the two elements are "stuck", as well as other effects, like hysteresis. This has the advantage that the friction element can be completely described by a differential equation without events. The drawback is that the system becomes stiff (about 10-20 times slower simulation) and that more material constants have to be supplied which requires more sophisticated identification. For more details, see the following references, especially (Armstrong and Canudas de Witt 1996):

Armstrong B. (1991):

Control of Machines with Friction. Kluwer Academic Press, Boston MA.

Armstrong B., and Canudas de Wit C. (1996):

Friction Modeling and Compensation. The Control Handbook, edited by W.S.Levine, CRC Press, pp. 1369-1382.

Canudas de Wit C., Olsson H., Astrom K.J., and Lischinsky P. (1995):

A new model for control of systems with friction. IEEE Transactions on Automatic Control, Vol. 40, No. 3, pp. 419-425.

Parameters

Type	Name	Default	Description
Boolean	useSupport	false	= true, if support flange enabled, otherwise implicitly grounded
Real	f_pos[:, 2]	[0, 1]	[v, f] Positive sliding friction characteristic (v>=0)
Real	peak	1	peak*f_pos[1,2] = Maximum friction force for v==0
Initialization			
Boolean	startForward.start	false	true, if v_rel=0 and start of forward sliding

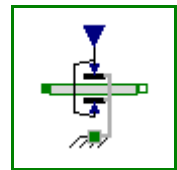
Boolean	startBackward.start	false	true, if $v_{rel}=0$ and start of backward sliding
Boolean	locked.start	false	true, if $v_{rel}=0$ and not sliding
Advanced			
Velocity	v_{small}	1e-3	Relative velocity near to zero (see model info text) [m/s]

Connectors

Type	Name	Description
Flange_a	flange_a	Flange of left shaft
Flange_b	flange_b	Flange of right shaft
Support	support	Support/housing of component

Modelica.Mechanics.Translational.Components.Brake

Brake basend on Coulomb friction



Information

This component models a **brake**, i.e., a component where a frictional force is acting between the housing and a flange and a controlled normal force presses the flange to the housing in order to increase friction. The normal force f_n has to be provided as input signal $f_normalized$ in a normalized form ($0 \leq f_normalized \leq 1$), $f_n = f_{n_max} * f_normalized$, where f_{n_max} has to be provided as parameter. Friction in the brake is modelled in the following way:

When the absolute velocity " v " is not zero, the friction force is a function of the velocity dependent friction coefficient $\mu(v)$, of the normal force " f_n ", and of a geometry constant " c_{geo} " which takes into account the geometry of the device and the assumptions on the friction distributions:

$$frictional_force = c_{geo} * \mu(v) * f_n$$

Typical values of coefficients of friction:

```
dry operation      :  $\mu = 0.2 \dots 0.4$ 
operating in oil:   $\mu = 0.05 \dots 0.1$ 
```

The positive part of the friction characteristic $\mu(v)$, $v \geq 0$, is defined via table μ_pos (first column = v , second column = μ). Currently, only linear interpolation in the table is supported.

When the absolute velocity becomes zero, the elements connected by the friction element become stuck, i.e., the absolute position remains constant. In this phase the friction force is calculated from a force balance due to the requirement, that the absolute acceleration shall be zero. The elements begin to slide when the friction force exceeds a threshold value, called the maximum static friction force, computed via:

$$frictional_force = peak * c_{geo} * \mu(w=0) * f_n \quad (peak \geq 1)$$

This procedure is implemented in a "clean" way by state events and leads to continuous/discrete systems of equations if friction elements are dynamically coupled. The method is described in:

Otter M., Elmqvist H., and Mattsson S.E. (1999):

Hybrid Modeling in Modelica based on the Synchronous Data Flow Principle. CACSD'99, Aug. 22.-26, Hawaii.

More precise friction models take into account the elasticity of the material when the two elements are "stuck", as well as other effects, like hysteresis. This has the advantage that the friction element can be completely described by a differential equation without events. The drawback is that the system becomes stiff (about 10-20 times slower simulation) and that more material constants have to be supplied which

requires more sophisticated identification. For more details, see the following references, especially (Armstrong and Canudas de Witt 1996):

Armstrong B. (1991):

Control of Machines with Friction. Kluwer Academic Press, Boston MA.

Armstrong B., and Canudas de Wit C. (1996):

Friction Modeling and Compensation. The Control Handbook, edited by W.S.Levine, CRC Press, pp. 1369-1382.

Canudas de Wit C., Olsson H., Astrom K.J., and Lischinsky P. (1995):

A new model for control of systems with friction. IEEE Transactions on Automatic Control, Vol. 40, No. 3, pp. 419-425.

Parameters

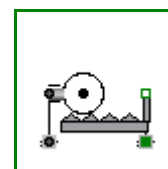
Type	Name	Default	Description
Boolean	useSupport	false	= true, if support flange enabled, otherwise implicitly grounded
Real	mue_pos[:, 2]	[0, 0.5]	[v, f] Positive sliding friction characteristic ($v > 0$)
Real	peak	1	peak*mue_pos[1,2] = Maximum friction force for $v == 0$
Real	cgeo	1	Geometry constant containing friction distribution assumption
Force	fn_max		Maximum normal force [N]
Initialization			
Boolean	startForward.start	false	true, if $v_{rel}=0$ and start of forward sliding
Boolean	startBackward.start	false	true, if $v_{rel}=0$ and start of backward sliding
Boolean	locked.start	false	true, if $v_{rel}=0$ and not sliding
Advanced			
Velocity	v_small	1e-3	Relative velocity near to zero (see model info text) [m/s]

Connectors

Type	Name	Description
Flange_a	flange_a	Flange of left shaft
Flange_b	flange_b	Flange of right shaft
Support	support	Support/housing of component
input RealInput	f_normalize d	Normalized force signal 0..1 (normal force = $fn_max * f_normalized$; brake is active if > 0)

Modelica.Mechanics.Translational.Components.IdealGearR2T

Gearbox transforming rotational into translational motion"



Parameters

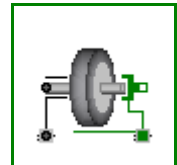
Type	Name	Default	Description
Boolean	useSupportR	false	= true, if rotational support flange enabled, otherwise implicitly grounded
Boolean	useSupportT	false	= true, if translational support flange enabled, otherwise implicitly grounded
Real	ratio		Transmission ratio ($flange_a.phi / flange_b.s$) [rad/m]

Connectors

Type	Name	Description
Flange_a	flangeR	Flange of rotational shaft
Flange_b	flangeT	Flange of translational rod
Support	supportR	Rotational support/housing of component
Support	supportT	Translational support/housing of component

Modelica.Mechanics.Translational.Components.IdealRollingWheel

Simple 1-dim. model of an ideal rolling wheel without inertia



Parameters

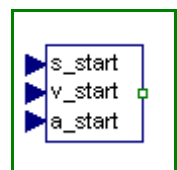
Type	Name	Default	Description
Boolean	useSupportR	false	= true, if rotational support flange enabled, otherwise implicitly grounded
Boolean	useSupportT	false	= true, if translational support flange enabled, otherwise implicitly grounded
Distance	radius		Wheel radius [m]

Connectors

Type	Name	Description
Flange_a	flangeR	Flange of rotational shaft
Flange_b	flangeT	Flange of translational rod
Support	supportR	Rotational support/housing of component
Support	supportT	Translational support/housing of component

Modelica.Mechanics.Translational.Components.InitializeFlange

Initializes a flange with pre-defined position, speed and acceleration (usually, this is reference data from a control bus)



Information

This component is used to optionally initialize the position, speed, and/or acceleration of the flange to which this component is connected. Via parameters use_s_start, use_v_start, use_a_start the corresponding input signals s_start, v_start, a_start are conditionally activated. If an input is activated, the corresponding flange property is initialized with the input value at start time.

For example, if "use_s_start = true", then flange.s is initialized with the value of the input signal "s_start" at the start time.

Additionally, it is optionally possible to define the "StateSelect" attribute of the flange position and the flange speed via parameter "stateSelection".

This component is especially useful when the initial values of a flange shall be set according to reference signals of a controller that are provided via a signal bus.

Parameters

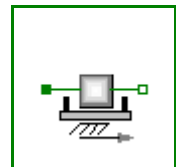
Type	Name	Default	Description
Boolean	use_s_start	true	= true, if initial position is defined by input s_start, otherwise not initialized
Boolean	use_v_start	true	= true, if initial speed is defined by input v_start, otherwise not initialized
Boolean	use_a_start	true	= true, if initial acceleration is defined by input a_start, otherwise not initialized
StateSelect	stateSelect	StateSelect.default	Priority to use flange angle and speed as states

Connectors

Type	Name	Description
input RealInput	s_start	Initial position of flange
input RealInput	v_start	Initial speed of flange
input RealInput	a_start	Initial angular acceleration of flange
Flange_b	flange	Flange that is initialized

Modelica.Mechanics.Translational.Components.MassWithStopAndFriction


Sliding mass with hard stop and Stribeck friction



Information

This element describes the *Stribeck friction characteristics* of a sliding mass, i. e. the frictional force acting between the sliding mass and the support. Included is a *hard stop* for the position. The surface is fixed and there is friction between sliding mass and surface. The frictional force f is given for positive velocity v by:

$$f = F_{\text{Coulomb}} + F_{\text{prop}} * v + F_{\text{Stribeck}} * \exp(-f_{\text{exp}} * v)$$



The distance between the left and the right connector is given by parameter L . The position of the center of gravity, coordinate s , is in the middle between the two flanges.

There are hard stops at s_{max} and s_{min} , i. e. if

$$\begin{aligned} \text{flange_a.s} &\geq s_{\text{min}} \\ \text{and} \\ \text{flange_b.s} &\leq s_{\text{max}} \end{aligned}$$

the sliding mass can move freely.

When the absolute velocity becomes zero, the sliding mass becomes stuck, i.e., the absolute position remains constant. In this phase the friction force is calculated from a force balance due to the requirement that the absolute acceleration shall be zero. The elements begin to slide when the friction force exceeds a threshold value, called the maximum static friction force, computed via:

$$\text{maximum_static_friction} = F_{\text{Coulomb}} + F_{\text{Stribeck}}$$

This requires the states *Stop.s* and *Stop.v*. If these states are eliminated during the index reduction the model will not work. To avoid this any inertias should be connected via springs to the Stop element, other sliding masses, dampers or hydraulic chambers must be avoided.

For more details of the used friction model see the following reference:

Beater P. (1999):

[Entwurf hydraulischer Maschinen](#). Springer Verlag Berlin Heidelberg New York.

The friction model is implemented in a "clean" way by state events and leads to continuous/discrete systems of equations which have to be solved by appropriate numerical methods. The method is described in:

Otter M., Elmqvist H., and Mattsson S.E. (1999):

Hybrid Modeling in Modelica based on the Synchronous Data Flow Principle. CACSD'99, Aug. 22.-26, Hawaii.

More precise friction models take into account the elasticity of the material when the two elements are "stuck", as well as other effects, like hysteresis. This has the advantage that the friction element can be completely described by a differential equation without events. The drawback is that the system becomes stiff (about 10-20 times slower simulation) and that more material constants have to be supplied which requires more sophisticated identification. For more details, see the following references, especially (Armstrong and Canudas de Witt 1996):

Armstrong B. (1991):

Control of Machines with Friction. Kluwer Academic Press, Boston MA.

Armstrong B., and Canudas de Wit C. (1996):

Friction Modeling and Compensation. The Control Handbook, edited by W.S. Levine, CRC Press, pp. 1369-1382.

Canudas de Wit C., Olsson H., Astrom K.J., and Lischinsky P. (1995):

A new model for control of systems with friction. IEEE Transactions on Automatic Control, Vol. 40, No. 3, pp. 419-425.

Parameters

Type	Name	Default	Description
Position	smax		Right stop for (right end of) sliding mass [m]
Position	smin		Left stop for (left end of) sliding mass [m]
Length	L		Length of component, from left flange to right flange (= flange_b.s - flange_a.s) [m]
Mass	m		mass [kg]
Real	F_prop		Velocity dependent friction [N.s/m]
Force	F_Coulomb		Constant friction: Coulomb force [N]
Force	F_Stribeck		Stribeck effect [N]
Real	fexp		Exponential decay [s/m]
Initialization			
Boolean	startForward.start	false	= true, if v_rel=0 and start of forward sliding or v_rel > v_small
Boolean	startBackward.start	false	= true, if v_rel=0 and start of backward sliding or v_rel < -v_small
Boolean	locked.start	false	true, if v_rel=0 and not sliding
Position	s.start	0	Absolute position of center of component (s = flange_a.s + L/2 = flange_b.s - L/2) [m]
Advanced			
Velocity	v_small	1e-3	Relative velocity near to zero (see model info text) [m/s]

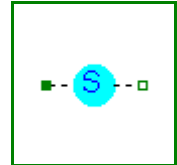
Connectors

Type	Name	Description
------	------	-------------

Flange_a	flange_a	Left flange of translational component
Flange_b	flange_b	Right flange of translational component

Modelica.Mechanics.Translational.Components.RelativeStates

Definition of relative state variables



Information

Usually, the absolute position and the absolute velocity of Modelica.Mechanics.Translational.Inertia models are used as state variables. In some circumstances, relative quantities are better suited, e.g., because it may be easier to supply initial values. In such cases, model **RelativeStates** allows the definition of state variables in the following way:

- Connect an instance of this model between two flange connectors.
- The **relative position** and the **relative velocity** between the two connectors are used as **state variables**.

An example is given in the next figure



Here, the relative position and the relative velocity between the two masses are used as state variables. Additionally, the simulator selects either the absolute position and absolute velocity of model mass1 or of model mass2 as state variables.

Parameters

Type	Name	Default	Description
StateSelect	stateSelect	StateSelect.prefer	Priority to use the relative angle and relative speed as states

Connectors

Type	Name	Description
Flange_a	flange_a	(left) driving flange (flange axis directed in to cut plane, e. g. from left to right)
Flange_b	flange_b	(right) driven flange (flange axis directed out of cut plane)




Modelica.Mechanics.Translational.Sources









Sources to drive 1D translational mechanical components

Information

This package contains ideal sources to drive 1D mechanical translational drive trains.

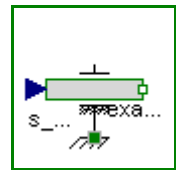
Package Content

Name	Description
 Position	Forced movement of a flange according to a reference position
 Speed	Forced movement of a flange according to a reference speed
 Accelerate	Forced movement of a flange according to an acceleration signal

 Move	Forced movement of a flange according to a position, velocity and acceleration signal
 Force	External force acting on a drive train element as input signal
 Force2	Input signal acting as torque on two flanges
 LinearSpeedDependentForce	Linear dependency of force versus speed
 QuadraticSpeedDependentForce	Quadratic dependency of force versus speed
 ConstantForce	Constant force, not dependent on speed
 ConstantSpeed	Constant speed, not dependent on force
 ForceStep	Constant force, not dependent on speed

Modelica.Mechanics.Translational.Sources.Position

Forced movement of a flange according to a reference position



Information

The input signal **s_ref** defines the **reference position** in [m]. Flange **flange_b** is **forced** to move relative to the support connector according to this reference motion. According to parameter **exact** (default = **false**), this is done in the following way:

1. **exact=true**

The reference position is treated **exactly**. This is only possible, if the input signal is defined by an analytical function which can be differentiated at least twice. If this prerequisite is fulfilled, the Modelica translator will differentiate the input signal twice in order to compute the reference acceleration of the flange.

2. **exact=false**

The reference position is **filtered** and the second derivative of the filtered curve is used to compute the reference acceleration of the flange. This second derivative is **not** computed by numerical differentiation but by an appropriate realization of the filter. For filtering, a second order Bessel filter is used. The critical frequency (also called cut-off frequency) of the filter is defined via parameter **f_crit** in [Hz]. This value should be selected in such a way that it is higher as the essential low frequencies in the signal.

The input signal can be provided from one of the signal generator blocks of the block library Modelica.Blocks.Sources.

Parameters

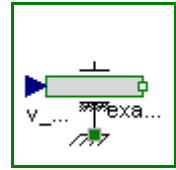
Type	Name	Default	Description
Boolean	useSupport	false	= true, if support flange enabled, otherwise implicitly grounded
Boolean	exact	false	true/false exact treatment/filtering the input signal
Frequency	f_crit	50	if exact=false, critical frequency of filter to filter input signal [Hz]

Connectors

Type	Name	Description
Flange_b	flange	Flange of component
Support	support	Support/housing of component
input RealInput	s_ref	reference position of flange as input signal

Modelica.Mechanics.Translational.Sources.Speed

Forced movement of a flange according to a reference speed



Information

The input signal **v_ref** defines the **reference speed** in [m/s]. Flange **flange_b** is **forced** to move relative to the support connector according to this reference motion. According to parameter **exact** (default = **false**), this is done in the following way:

1. **exact=true**
The reference speed is treated **exactly**. This is only possible, if the input signal is defined by an analytical function which can be differentiated at least once. If this prerequisite is fulfilled, the Modelica translator will differentiate the input signal once in order to compute the reference acceleration of the flange.
2. **exact=false**
The reference speed is **filtered** and the first derivative of the filtered curve is used to compute the reference acceleration of the flange. This first derivative is **not** computed by numerical differentiation but by an appropriate realization of the filter. For filtering, a first order filter is used. The critical frequency (also called cut-off frequency) of the filter is defined via parameter **f_crit** in [Hz]. This value should be selected in such a way that it is higher as the essential low frequencies in the signal.

The input signal can be provided from one of the signal generator blocks of the block library Modelica.Blocks.Sources.

Parameters

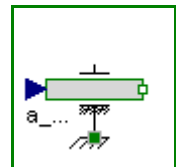
Type	Name	Default	Description
Boolean	useSupport	false	= true, if support flange enabled, otherwise implicitly grounded
Boolean	exact	false	true/false exact treatment/filtering the input signal
Frequency	f_crit	50	if exact=false, critical frequency of filter to filter input signal [Hz]

Connectors

Type	Name	Description
Flange_b	flange	Flange of component
Support	support	Support/housing of component
input RealInput	v_ref	reference speed of flange as input signal

Modelica.Mechanics.Translational.Sources.Accelerate

Forced movement of a flange according to an acceleration signal



Information

The input signal **a** in [m/s²] moves the 1D translational flange connector flange_b with a predefined *acceleration*, i.e., the flange is *forced* to move relative to the support connector with this acceleration. The velocity and the position of the flange are also predefined and are determined by integration of the acceleration.

The acceleration "a(t)" can be provided from one of the signal generator blocks of the block library Modelica.Blocks.Source.

Parameters

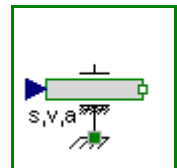
Type	Name	Default	Description
Boolean	useSupport	false	= true, if support flange enabled, otherwise implicitly grounded

Connectors

Type	Name	Description
Flange_b	flange	Flange of component
Support	support	Support/housing of component
input RealInput	a_ref	absolute acceleration of flange as input signal

Modelica.Mechanics.Translational.Sources.Move

Forced movement of a flange according to a position, velocity and acceleration signal



Information

Flange **flange_b** is **forced** to move relative to the support connector with a predefined motion according to the input signals:

```
u[1]: position of flange
u[2]: velocity of flange
u[3]: acceleration of flange
```

The user has to guarantee that the input signals are consistent to each other, i.e., that $u[2]$ is the derivative of $u[1]$ and that $u[3]$ is the derivative of $u[2]$. There are, however, also applications where by purpose these conditions do not hold. For example, if only the position dependent terms of a mechanical system shall be calculated, one may provide position = position(t) and set the velocity and the acceleration to zero.

The input signals can be provided from one of the signal generator blocks of the block library Modelica.Blocks.Sources.

Parameters

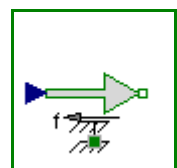
Type	Name	Default	Description
Boolean	useSupport	false	= true, if support flange enabled, otherwise implicitly grounded

Connectors

Type	Name	Description
Flange_b	flange	Flange of component
Support	support	Support/housing of component
input RealInput	u[3]	position, velocity and acceleration of flange as input signals

Modelica.Mechanics.Translational.Sources.Force

External force acting on a drive train element as input signal



Information

The input signal "f" in [N] characterizes an *external force* which acts (with positive sign) at a flange, i.e., the component connected to the flange is driven by force f.

Input signal f can be provided from one of the signal generator blocks of Modelica.Blocks.Source.

Parameters

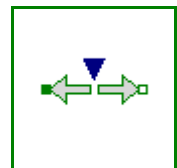
Type	Name	Default	Description
Boolean	useSupport	false	= true, if support flange enabled, otherwise implicitly grounded

Connectors

Type	Name	Description
Flange_b	flange	Flange of component
Support	support	Support/housing of component
input RealInput	f	driving force as input signal

Modelica.Mechanics.Translational.Sources.Force2

Input signal acting as torque on two flanges



Information

The input signal " f " in [N] characterizes an *external force* which acts (with positive sign) at both flanges, i.e., the components connected to these flanges are driven by force f .

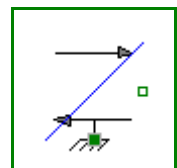
Input signal s can be provided from one of the signal generator blocks of Modelica.Blocks.Source.

Connectors

Type	Name	Description
Flange_a	flange_a	(left) driving flange (flange axis directed in to cut plane, e. g. from left to right)
Flange_b	flange_b	(right) driven flange (flange axis directed out of cut plane)
input RealInput	f	driving force as input signal

Modelica.Mechanics.Translational.Sources.LinearSpeedDependentForce

Linear dependency of force versus speed



Information

Model of force, linearly dependent on velocity of flange.

Parameter ForceDirection chooses whether direction of force is the same in both directions of movement or not.

Parameters

Type	Name	Default	Description
Boolean	useSupport	false	= true, if support flange enabled, otherwise implicitly grounded
Force	f_nominal		Nominal force (if negative, force is acting as load) [N]
Boolean	ForceDirection	true	Same direction of force in both directions of movement

Velocity	v_nominal	Nominal speed [m/s]
----------	-----------	---------------------

Connectors

Type	Name	Description
Flange_b	flange	Flange of component
Support	support	Support/housing of component

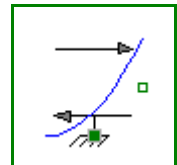
Modelica.Mechanics.Translational.Sources.QuadraticSpeedDependentForce

Quadratic dependency of force versus speed

Information

Model of force, quadratic dependent on velocity of flange.

Parameter ForceDirection chooses whether direction of force is the same in both directions of movement or not.



Parameters

Type	Name	Default	Description
Boolean	useSupport	false	= true, if support flange enabled, otherwise implicitly grounded
Force	f_nominal		Nominal force (if negative, force is acting as load) [N]
Boolean	ForceDirection	true	Same direction of force in both directions of movement
Velocity	v_nominal		Nominal speed [m/s]

Connectors

Type	Name	Description
Flange_b	flange	Flange of component
Support	support	Support/housing of component

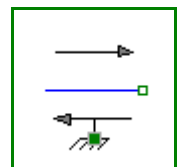
Modelica.Mechanics.Translational.Sources.ConstantForce

Constant force, not dependent on speed

Information

Model of constant force, not dependent on velocity of flange.

Positive force acts accelerating.



Parameters

Type	Name	Default	Description
Boolean	useSupport	false	= true, if support flange enabled, otherwise implicitly grounded
Force	f_constant		Nominal force (if negative, force is acting as load) [N]

Connectors

Type	Name	Description
Flange_b	flange	Flange of component

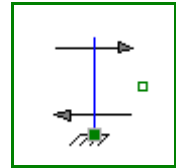
Support	support	Support/housing of component
-------------------------	---------	------------------------------

Modelica.Mechanics.Translational.Sources.ConstantSpeed

Constant speed, not dependent on force

Information

Model of **fixed** verlocity of flange, not dependent on force.



Parameters

Type	Name	Default	Description
Boolean	useSupport	false	= true, if support flange enabled, otherwise implicitly grounded
Velocity	v_fixed		Fixed speed (if negative, force is acting as load) [m/s]

Connectors

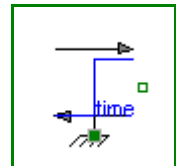
Type	Name	Description
Flange_b	flange	Flange of component
Support	support	Support/housing of component

Modelica.Mechanics.Translational.Sources.ForceStep

Constant force, not dependent on speed

Information

Model of a force step at time .
Positive force acts accelerating.



Parameters

Type	Name	Default	Description
Boolean	useSupport	false	= true, if support flange enabled, otherwise implicitly grounded
Force	stepForce		Height of force step (if negative, force is acting as load) [N]
Force	offsetForce		Offset of force [N]
Time	startTime	0	Force = offset for time < startTime [s]

Connectors

Type	Name	Description
Flange_b	flange	Flange of component
Support	support	Support/housing of component









Modelica.Mechanics.Translational.Sensors

Sensors for 1-dim. translational mechanical quantities

Information

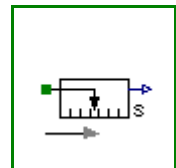
This package contains ideal sensor components that provide the connector variables as signals for further processing with the Modelica.Blocks library.

Package Content

Name	Description
 PositionSensor	Ideal sensor to measure the absolute position
 SpeedSensor	Ideal sensor to measure the absolute velocity
 AccSensor	Ideal sensor to measure the absolute acceleration
 RelPositionSensor	Ideal sensor to measure the relative position
 RelSpeedSensor	Ideal sensor to measure the relative speed
 RelAccSensor	Ideal sensor to measure the relative acceleration
 ForceSensor	Ideal sensor to measure the force between two flanges
 PowerSensor	Ideal sensor to measure the power between two flanges (= $\text{flange_a.f} \cdot \text{der}(\text{flange_a.s})$)

Modelica.Mechanics.Translational.Sensors.PositionSensor

Ideal sensor to measure the absolute position



Information

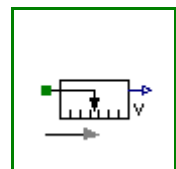
Measures the *absolute position* s of a flange in an ideal way and provides the result as output signals (to be further processed with blocks of the Modelica.Blocks library).

Connectors

Type	Name	Description
Flange_a	flange	flange to be measured (flange axis directed in to cut plane, e. g. from left to right)
output RealOutput	s	Absolute position of flange

Modelica.Mechanics.Translational.Sensors.SpeedSensor

Ideal sensor to measure the absolute velocity



Information

Measures the *absolute velocity* v of a flange in an ideal way and provides the result as output signals (to be further processed with blocks of the Modelica.Blocks library).

Connectors

Type	Name	Description
Flange_a	flange	flange to be measured (flange axis directed in to cut plane, e. g. from left to right)

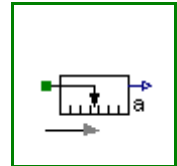
output RealOutput	v	Absolute velocity of flange as output signal
----------------------	---	--

Modelica.Mechanics.Translational.Sensors.AccSensor

Ideal sensor to measure the absolute acceleration

Information

Measures the *absolute acceleration* a of a flange in an ideal way and provides the result as output signals (to be further processed with blocks of the Modelica.Blocks library).



Connectors

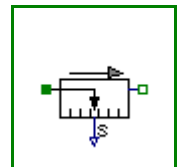
Type	Name	Description
Flange_a	flange	flange to be measured (flange axis directed in to cut plane, e. g. from left to right)
output RealOutput	a	Absolute acceleration of flange as output signal

Modelica.Mechanics.Translational.Sensors.RelPositionSensor

Ideal sensor to measure the relative position

Information

Measures the *relative position* s of a flange in an ideal way and provides the result as output signals (to be further processed with blocks of the Modelica.Blocks library).



Connectors

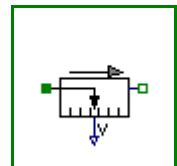
Type	Name	Description
Flange_a	flange_a	(left) driving flange (flange axis directed in to cut plane, e. g. from left to right)
Flange_b	flange_b	(right) driven flange (flange axis directed out of cut plane)
output RealOutput	s_rel	Distance between two flanges (= flange_b.s - flange_a.s)

Modelica.Mechanics.Translational.Sensors.RelSpeedSensor

Ideal sensor to measure the relative speed

Information

Measures the *relative speed* v of a flange in an ideal way and provides the result as output signals (to be further processed with blocks of the Modelica.Blocks library).



Connectors

Type	Name	Description
Flange_a	flange_a	(left) driving flange (flange axis directed in to cut plane, e. g. from left to right)
Flange_b	flange_b	(right) driven flange (flange axis directed out of cut plane)

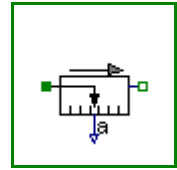
output RealOutput	v_rel	Relative velocity between two flanges (= $\text{der}(\text{flange_b.s}) - \text{der}(\text{flange_a.s})$)
-----------------------------------	-------	--

Modelica.Mechanics.Translational.Sensors.RelAccSensor

Ideal sensor to measure the relative acceleration

Information

Measures the *relative acceleration* a of a flange in an ideal way and provides the result as output signals (to be further processed with blocks of the Modelica.Blocks library).



Connectors

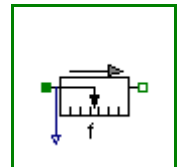
Type	Name	Description
Flange_a	flange_a	(left) driving flange (flange axis directed in to cut plane, e. g. from left to right)
Flange_b	flange_b	(right) driven flange (flange axis directed out of cut plane)
output RealOutput	a_rel	Relative acceleration between two flanges (= $\text{der}(v_rel)$)

Modelica.Mechanics.Translational.Sensors.ForceSensor

Ideal sensor to measure the force between two flanges

Information

Measures the *cut-force between two flanges* in an ideal way and provides the result as output signal (to be further processed with blocks of the Modelica.Blocks library).



Connectors

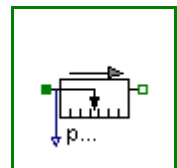
Type	Name	Description
Flange_a	flange_a	(left) driving flange (flange axis directed in to cut plane, e. g. from left to right)
Flange_b	flange_b	(right) driven flange (flange axis directed out of cut plane)
output RealOutput	f	force in flange_a and flange_b ($f = \text{flange_a.f} = -\text{flange_b.f}$)

Modelica.Mechanics.Translational.Sensors.PowerSensor

Ideal sensor to measure the power between two flanges (= $\text{flange_a.f} * \text{der}(\text{flange_a.s})$)

Information

Measures the **power between two flanges** in an ideal way and provides the result as output signal **power** (to be further processed with blocks of the Modelica.Blocks library).



Connectors

Type	Name	Description
Flange_a	flange_a	(left) driving flange (flange axis directed in to cut plane, e. g. from left to right)
Flange_b	flange_b	(right) driven flange (flange axis directed out of cut plane)
output RealOutput	power	Power in flange flange_a


Modelica.Mechanics.Translational.Interfaces



Interfaces for 1-dim. translational mechanical components

Information

This package contains connectors and partial models for 1-dim. translational mechanical components. The components of this package can only be used as basic building elements for models.

Package Content

Name	Description
 Flange_a	(left) 1D translational flange (flange axis directed INTO cut plane, e. g. from left to right)
 Flange_b	right 1D translational flange (flange axis directed OUT OF cut plane)
 Support	Support/housing 1D translational flange
▪ InternalSupport	Adapter model to utilize conditional support connector
▪ ▪ PartialTwoFlanges	Component with two translational 1D flanges
▪ ▪ PartialOneFlangeAndSupport	Partial model for a component with one translational 1-dim. shaft flange and a support used for graphical modeling, i.e., the model is build up by drag-and-drop from elementary components
▪ ▪ PartialTwoFlangesAndSupport	Partial model for a component with two translational 1-dim. shaft flanges and a support used for graphical modeling, i.e., the model is build up by drag-and-drop from elementary components
▪ ▪ PartialRigid	Rigid connection of two translational 1D flanges
▪ ▪ PartialCompliant	Compliant connection of two translational 1D flanges
▪ ▪ PartialCompliantWithRelativeStates	Base model for the compliant connection of two translational 1-dim. shaft flanges where the relative position and relative velocities are used as states
▪ ▪ PartialElementaryOneFlangeAndSupport	Partial model for a component with one translational 1-dim. shaft flange and a support used for textual modeling, i.e., for elementary models
▪ ▪ PartialElementaryTwoFlangesAndSupport	Partial model for a component with one translational 1-dim. shaft flange and a support used for textual modeling, i.e., for elementary models
▪ ▪ PartialElementaryRotationalToTranslational	
 PartialForce	Partial model of a force acting at the flange (accelerates the flange)

 PartialAbsoluteSensor	Device to measure a single absolute flange variable
 PartialRelativeSensor	Device to measure a single relative variable between two flanges
PartialFriction	Base model of Coulomb friction elements

Modelica.Mechanics.Translational.Interfaces.Flange_a

(left) 1D translational flange (flange axis directed INTO cut plane, e. g. from left to right)



Information

This is a flange for 1D translational mechanical systems. In the cut plane of the flange a unit vector n , called flange axis, is defined which is directed INTO the cut plane, i. e. from left to right. All vectors in the cut plane are resolved with respect to this unit vector. E.g. force f characterizes a vector which is directed in the direction of n with value equal to f . When this flange is connected to other 1D translational flanges, this means that the axes vectors of the connected flanges are identical.

The following variables are transported through this connector:


s : Absolute position of the flange in [m]. A positive translation means that the flange is translated along the flange axis.
 f : Cut-force in direction of the flange axis in [N].

Contents

Type	Name	Description
Position	s	absolute position of flange [m]
flow Force	f	cut force directed into flange [N]

Modelica.Mechanics.Translational.Interfaces.Flange_b

right 1D translational flange (flange axis directed OUT OF cut plane)



Information

This is a flange for 1D translational mechanical systems. In the cut plane of the flange a unit vector n , called flange axis, is defined which is directed OUT OF the cut plane. All vectors in the cut plane are resolved with respect to this unit vector. E.g. force f characterizes a vector which is directed in the direction of n with value equal to f . When this flange is connected to other 1D translational flanges, this means that the axes vectors of the connected flanges are identical.

The following variables are transported through this connector:


s : Absolute position of the flange in [m]. A positive translation means that the flange is translated along the flange axis.
 f : Cut-force in direction of the flange axis in [N].

Contents

Type	Name	Description
Position	s	absolute position of flange [m]
flow Force	f	cut force directed into flange [N]

Modelica.Mechanics.Translational.Interfaces.Support


Support/housing 1D translational flange

**Contents**

Type	Name	Description
Position	s	absolute position of flange [m]
flow Force	f	cut force directed into flange [N]

Modelica.Mechanics.Translational.Interfaces.InternalSupport

Adapter model to utilize conditional support connector

**Information**

This is an adapter model to utilize a conditional support connector in an elementary component, i.e., where the component equations are defined textually:

- If *useSupport* = *true*, the flange has to be connected to the conditional support connector.
- If *useSupport* = *false*, the flange has to be connected to the conditional fixed model.

Variable **f** is defined as **input** and must be provided when using this component as a modifier (computed via a force balance in the model where InternalSupport is used). Usually, model InternalSupport is utilized via the partial models:

PartialElementaryOneFlangeAndSupport,
 PartialElementaryTwoFlangesAndSupport,
 PartialElementaryRotationalToTranslational.


Note, the support position can always be accessed as internalSupport.s, and the support force can always be accessed as internalSupport.f.

Connectors

Type	Name	Description
Flange_a	flange	Internal support flange (must be connected to the conditional support connector for useSupport=true and to conditional fixed model for useSupport=false)

Modelica.Mechanics.Translational.Interfaces.PartialTwoFlanges

Component with two translational 1D flanges

**Information**

This is a 1D translational component with two flanges. It is used e.g. to built up parts of a drive train consisting of several base components.

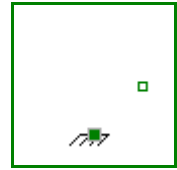
Connectors

Type	Name	Description
Flange_a	flange_a	(left) driving flange (flange axis directed in to cut plane, e. g. from left to right)

Flange_b	flange_b	(right) driven flange (flange axis directed out of cut plane)
----------	----------	---

Modelica.Mechanics.Translational.Interfaces.PartialOneFlangeAndSupport

Partial model for a component with one translational 1-dim. shaft flange and a support used for graphical modeling, i.e., the model is build up by drag-and-drop from elementary components

**Information**

This is a 1-dim. translational component with one flange and a support/housing. It is used e.g. to build up parts of a drive train graphically consisting of several components.

If *useSupport=true*, the support connector is conditionally enabled and needs to be connected.
If *useSupport=false*, the support connector is conditionally disabled and instead the component is internally fixed to ground.

Parameters

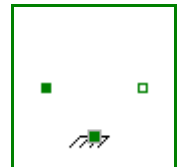
Type	Name	Default	Description
Boolean	useSupport	false	= true, if support flange enabled, otherwise implicitly grounded

Connectors

Type	Name	Description
Flange_b	flange	Flange of component
Support	support	Support/housing of component

Modelica.Mechanics.Translational.Interfaces.PartialTwoFlangesAndSupport

Partial model for a component with two translational 1-dim. shaft flanges and a support used for graphical modeling, i.e., the model is build up by drag-and-drop from elementary components

**Information**

This is a 1-dim. translational component with two flanges and a support/housing. It is used e.g. to build up parts of a drive train graphically consisting of several components.

If *useSupport=true*, the support connector is conditionally enabled and needs to be connected.
If *useSupport=false*, the support connector is conditionally disabled and instead the component is internally fixed to ground.

Parameters

Type	Name	Default	Description
Boolean	useSupport	false	= true, if support flange enabled, otherwise implicitly grounded


Connectors

Type	Name	Description
Flange_a	flange_a	Flange of left end
Flange_b	flange_b	Flange of right end

Support	support	Support/housing of component
-------------------------	---------	------------------------------

Modelica.Mechanics.Translational.Interfaces.PartialRigid

Rigid connection of two translational 1D flanges



Information

This is a 1-dim. translational component with two *rigidly* connected flanges. The fixed distance between the left and the right flange is defined by parameter "L". The forces at the right and left flange can be different. It is used e.g. to built up sliding masses.

Parameters


Type	Name	Default	Description
Length	L		Length of component, from left flange to right flange (= flange_b.s - flange_a.s) [m]

Connectors

Type	Name	Description
Flange_a	flange_a	Left flange of translational component
Flange_b	flange_b	Right flange of translational component

Modelica.Mechanics.Translational.Interfaces.PartialCompliant

Compliant connection of two translational 1D flanges



Information


This is a 1D translational component with a *compliant* connection of two translational 1D flanges where inertial effects between the two flanges are not included. The absolute value of the force at the left and the right flange is the same. It is used to built up springs, dampers etc.

Connectors

Type	Name	Description
Flange_a	flange_a	Left flange of compliant 1-dim. translational component
Flange_b	flange_b	Right flange of compliant 1-dim. translational component

Modelica.Mechanics.Translational.Interfaces.PartialCompliantWithRelativeStates

Base model for the compliant connection of two translational 1-dim. shaft flanges where the relative position and relative velocities are used as states



Information

This is a 1-dim. translational component with a compliant connection of two translational 1-dim. flanges where inertial effects between the two flanges are neglected. The basic assumption is that the cut-forces of the two flanges sum-up to zero, i.e., they have the same absolute value but opposite sign: $\text{flange_a.f} + \text{flange_b.f} = 0$. This base class is used to built up force elements such as springs, dampers, friction.

The difference to base classe "PartialCompliant" is that the relative distance and the relative velocity are defined as preferred states. The reason is that for a large class of drive trains, the absolute position is quickly increasing during operation. Numerically, it is better to use relative distances between drive train components because they remain in a limited size. For this reason, StateSelect.prefer is set for the relative distance of this component.

In order to improve the numerics, a nominal value for the relative distance should be set, since drive train distances are in a small order and then step size control of the integrator is practically switched off for such a variable. A default nominal value of $s_nominal = 1e-4$ is defined. This nominal value might also be computed from other values, such as $s_nominal = f_nominal / c$ for a spring, if $f_nominal$ and c have more meaningful values for the user.

Parameters

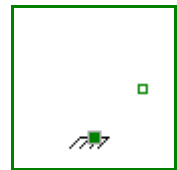
Type	Name	Default	Description
Advanced			
StateSelect	stateSelect	StateSelect.prefer	Priority to use phi_rel and w_rel as states
Distance	s_nominal	1e-4	Nominal value of s_rel (used for scaling) [m]

Connectors

Type	Name	Description
Flange_a	flange_a	Left flange of compliant 1-dim. translational component
Flange_b	flange_b	Right flange of compliant 1-dim. translational component

Modelica.Mechanics.Translational.Interfaces.PartialElementaryOneFlangeAndSupport

Partial model for a component with one translational 1-dim. shaft flange and a support used for textual modeling, i.e., for elementary models



Information

This is a 1-dim. translational component with one flange and a support/housing. It is used to build up elementary components of a drive train with equations in the text layer.

If *useSupport=true*, the support connector is conditionally enabled and needs to be connected.
If *useSupport=false*, the support connector is conditionally disabled and instead the component is internally fixed to ground.

Parameters

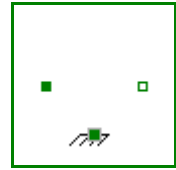
Type	Name	Default	Description
Boolean	useSupport	false	= true, if support flange enabled, otherwise implicitly grounded

Connectors

Type	Name	Description
Flange_b	flange	Flange of component
Support	support	Support/housing of component

Modelica.Mechanics.Translational.Interfaces.PartialElementaryTwoFlangesAndSupport

Partial model for a component with one translational 1-dim. shaft flange and a support used for textual modeling, i.e., for elementary models



Information

This is a 1-dim. translational component with two flanges and an additional support. It is used e.g. to build up elementary ideal gear components. The component contains the force balance, i.e., the sum of the forces of the connectors is zero (therefore, components that are based on PartialGear cannot have a mass). The support connector needs to be connected to avoid the unphysical behavior that the support force is required to be zero (= the default value, if the connector is not connected).


Parameters

Type	Name	Default	Description
Boolean	useSupport	false	= true, if support flange enabled, otherwise implicitly grounded

Connectors

Type	Name	Description
Flange_a	flange_a	Flange of left shaft
Flange_b	flange_b	Flange of right shaft
Support	support	Support/housing of component

Modelica.Mechanics.Translational.Interfaces.PartialElementaryRotationalToTranslational



Parameters

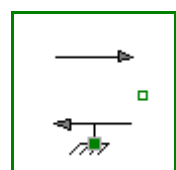
Type	Name	Default	Description
Boolean	useSupportR	false	= true, if rotational support flange enabled, otherwise implicitly grounded
Boolean	useSupportT	false	= true, if translational support flange enabled, otherwise implicitly grounded

Connectors

Type	Name	Description
Flange_a	flangeR	Flange of rotational shaft
Flange_b	flangeT	Flange of translational rod
Support	supportR	Rotational support/housing of component
Support	supportT	Translational support/housing of component

Modelica.Mechanics.Translational.Interfaces.PartialForce

Partial model of a force acting at the flange (accelerates the flange)



Information

Partial model of force that accelerates the flange.

If *useSupport=true*, the support connector is conditionally enabled and needs to be connected.

If *useSupport=false*, the support connector is conditionally disabled and instead the component is internally fixed to ground.

Parameters

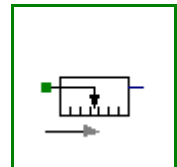
Type	Name	Default	Description
Boolean	useSupport	false	= true, if support flange enabled, otherwise implicitly grounded

Connectors

Type	Name	Description
Flange_b	flange	Flange of component
Support	support	Support/housing of component

Modelica.Mechanics.Translational.Interfaces.PartialAbsoluteSensor

Device to measure a single absolute flange variable

**Information**

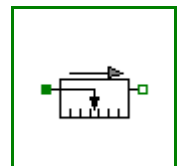
This is the superclass of a 1D translational component with one flange and one output signal in order to measure an absolute kinematic quantity in the flange and to provide the measured signal as output signal for further processing with the Modelica.Blocks blocks.

Connectors

Type	Name	Description
Flange_a	flange	flange to be measured (flange axis directed in to cut plane, e. g. from left to right)

Modelica.Mechanics.Translational.Interfaces.PartialRelativeSensor

Device to measure a single relative variable between two flanges

**Information**

This is a superclass for 1D translational components with two rigidly connected flanges and one output signal in order to measure relative kinematic quantities between the two flanges or the cut-force in the flange and to provide the measured signal as output signal for further processing with the Modelica.Blocks blocks.

Connectors

Type	Name	Description
Flange_a	flange_a	(left) driving flange (flange axis directed in to cut plane, e. g. from left to right)
Flange_b	flange_b	(right) driven flange (flange axis directed out of cut plane)

Modelica.Mechanics.Translational.Interfaces.PartialFriction

Base model of Coulomb friction elements

Information

Basic model for Coulomb friction that models the stuck phase in a reliable way.

Parameters

Type	Name	Default	Description
Advanced			
Velocity	v_small	1e-3	Relative velocity near to zero (see model info text) [m/s]

Modelica.Media

Library of media property models

Information

This library contains [interface](#) definitions for media and the following **property** models for single and multiple substance fluids with one and multiple phases:

- [Ideal gases](#):
1241 high precision gas models based on the NASA Glenn coefficients, plus ideal gas mixture models based on the same data.
- [Water models](#):
ConstantPropertyLiquidWater, WaterIF97 (high precision water model according to the IAPWS/IF97 standard)
- [Air models](#):
SimpleAir, DryAirNasa, and MoistAir
- [Incompressible media](#):
TableBased incompressible fluid models (properties are defined by tables rho(T), HeatCapacity_cp(T), etc.)
- [Compressible liquids](#):
Simple liquid models with linear compressibility

The following parts are useful, when newly starting with this library:










- [Modelica.Media.UsersGuide](#).
- [Modelica.Media.UsersGuide.MediumUsage](#) describes how to use a medium model in a component model.
- [Modelica.Media.UsersGuide.MediumDefinition](#) describes how a new fluid medium model has to be implemented.
- [Modelica.Media.UsersGuide.ReleaseNotes](#) summarizes the changes of the library releases.
- [Modelica.Media.Examples](#) contains examples that demonstrate the usage of this library.

Copyright © 1998-2007, Modelica Association.

*This Modelica package is **free** software; it can be redistributed and/or modified under the terms of the **Modelica license**, see the license conditions and the accompanying [disclaimer](#) [here](#).*

Package Content

Name	Description
------	-------------

 UsersGuide	User's Guide of Media Library
 Examples	Demonstrate usage of property models (currently: simple tests)
 Interfaces	Interfaces for media models
 Common	data structures and fundamental functions for fluid properties
 Air	Medium models for air
 CompressibleLiquids	compressible liquid models
 IdealGases	Data and models of ideal gases (single, fixed and dynamic mixtures) from NASA source
 Incompressible	Medium model for T-dependent properties, defined by tables or polynomials
 Water	Medium models for water

Modelica.Media.UsersGuide



Library **Modelica.Media** is a **free** Modelica package providing a standardized interface to fluid media models and specific media models based on this interface. A fluid medium model defines **algebraic** equations for the intensive thermodynamic variables used in the **mass** and **energy** balance of component models. Optionally, additional medium properties can be computed such as dynamic viscosity or thermal conductivity. Medium models are defined for **single** and **multiple substance** fluids with **one** and **multiple phases**.





A large part of the library provides specific medium models that can be directly utilized. This library can be used in all types of Modelica fluid libraries that may have different connectors and design philosophies. It is particularly utilized in the Modelica_Fluid library (the Modelica_Fluid library is currently under development to provide 1D thermo-fluid flow components for single and multiple substance flow with one and multiple phases). The Modelica.Media library has the following main features:

- Balance equations and media model equations are decoupled. This means that the used medium model does usually not have an influence on how the balance equations are formulated. For example, the same balance equations are used for media that use pressure and temperature, or pressure and specific enthalpy as independent variables, as well as for incompressible and compressible media models. A Modelica tool will have enough information to generate as efficient code as a traditional (coupled) definition. This feature is described in more detail in section [Static State Selection](#).
- Optional variables, such as dynamic viscosity, are only computed if needed in the corresponding component.
- The independent variables of a medium model do not influence the definition of a fluid connector port. Especially, the media models are implemented in such a way that a connector may have the minimum number of independent medium variables in a connector and still get the same efficiency as if all medium variables are passed by the connector from one component to the next one (the latter approach has the restriction that a fluid port can only connect two components and not more). Note, the Modelica_Fluid library uses the first approach, i.e., having a set of independent medium variables in a connector.
- The medium models are implemented with regards to efficient dynamic simulation. For example, two phase medium models trigger state events at phase boundaries (because the medium variables are not differentiable at this point).

This User's Guide has the following main parts:

- [Medium usage](#) describes how to use a medium model from this library in a component model.
- [Medium definition](#) describes how a new fluid medium model has to be implemented.
- [ReleaseNotes](#) summarizes the changes of the library releases.
- [Contact](#) provides information about the authors of the library as well as acknowledgements.

Package Content

Name	Description
 MediumUsage	Medium usage
 MediumDefinition	Medium definition
 ReleaseNotes	Release notes
 Contact	Contact








Modelica.Media.UsersGuide.MediumUsage

Content:

1. Basic usage of medium model
2. Medium model for a balance volume
3. Medium model for a pressure loss
4. Optional medium properties
5. Constants provided by medium model
6. Two-phase media
7. Initialization

A good demonstration how to use the media from Modelica.Media is given in package Modelica.Media.Examples.Tests. Under [Tests.Components](#) the most basic components of a Fluid library are defined. Under Tests.MediaTestModels these basic components are used to test all media models with some very simple piping networks.

Package Content

Name	Description
 BasicUsage	Basic usage
 BalanceVolume	Balance volume
 ShortPipe	Short pipe
 OptionalProperties	Optional properties
 Constants	Constants
 TwoPhase	Two-phase media
 Initialization	Initialization

Modelica.Media.UsersGuide.MediumUsage.BasicUsage

Basic usage of medium model

Media models in Modelica.Media are provided by packages, inheriting from the partial package Modelica.Media.Interfaces.PartialMedium. Every package defines:

- Medium **constants** (such as the number of chemical substances, molecular data, critical properties, etc.).
- A BaseProperties **model**, to compute the basic thermodynamic properties of the fluid;
- **setState_XXX** functions to compute the thermodynamic state record from different input arguments (such as density, temperature, and composition which would be setState_dTX);
- **Functions** to compute additional properties (such as saturation properties, viscosity, thermal

conductivity, etc.).

There are - as stated above - two different basic ways of using the Media library which will be described in more details in the following section. One way is to use the model BaseProperties. Every instance of BaseProperties for any medium model provides **3+nXi equations** for the following **5+nXi variables** that are declared in the medium model (nXi is the number of independent mass fractions, see explanation below):

Variable	Unit	Description
T	K	temperature
p	Pa	absolute pressure
d	kg/m ³	density
u	J/kg	specific internal energy
h	J/kg	specific enthalpy ($h = u + p/d$)
Xi[nXi]	kg/kg	independent mass fractions m_i/m
X[nX]	kg/kg	All mass fractions m_i/m . X is defined in BaseProperties by: $X = \text{if reducedX then vector}([Xi; 1-\text{sum}(Xi)]) \text{ else } Xi$

Two variables out of p, d, h, or u, as well as the **mass fractions** Xi are the **independent** variables and the medium model basically provides equations to compute the remaining variables, including the full mass fraction vector X (more details to Xi and X are given further below).

In a component, the most basic usage of a medium model is as follows

```

model Pump
  replaceable package Medium = Modelica.Media.Interfaces.PartialMedium
                                "Medium model" annotation (__Dymola_choicesAllMatching
= true);
  Medium.BaseProperties medium_a "Medium properties at location a (e.g.
port_a)";
  // Use medium variables (medium_a.p, medium_a.T, medium_a.h, ...)
  ...
end Pump;
```

The second way is to use the setState_XXX functions to compute the thermodynamic state record from which all other thermodynamic state variables can be computed (see [Basic definition of medium](#) for further details on ThermodynamicState). The setState_XXX functions accept either X or Xi (see explanation below) and will decide internally which of these two compositions is provided by the user. The four fundamental setState_XXX functions are provided in PartialMedium

Function	Description	Short-form for single component medium
setState_dTX	computes ThermodynamicState from density, temperature, and composition X or Xi	setState_dT
setState_phX	computes ThermodynamicState from pressure, specific enthalpy, and composition X or Xi	setState_ph
setState_psX	computes ThermodynamicState from pressure, specific entropy, and composition X or Xi	setState_ps
setState_pTX	computes ThermodynamicState from pressure, temperature, and composition X or Xi	setState_pT

The simple example that explained the basic usage of BaseProperties would then become

```

model Pump
  replaceable package Medium = Modelica.Media.Interfaces.PartialMedium
                                "Medium model" annotation (__Dymola_choicesAllMatching
= true);
  Medium.ThermodynamicState state_a "Thermodynamic state record at location a
(e.g. port_a)";
```

```

    // Compute medium variables from thermodynamic state record
    (pressure(state_a), temperature(state_a),
    // specificEnthalpy(state_a), ...)
    ...
end Pump;

```

All media models are directly or indirectly a subpackage of package Modelica.Media.Interfaces.PartialMedium. Therefore, a medium model in a component should inherit from this partial package. Via the annotation "`__Dymola_choicesAllMatching = true`" it is defined that the tool should display a selection box with all loaded packages that inherit from PartialMedium. An example is given in the next figure:



A selected medium model leads, e.g., to the following equation:

```
Pump pump(redeclare package Medium = Modelica.Media.Water.SimpleLiquidWater);
```

Usually, a medium model is associated with the variables of a fluid connector. Therefore, equations have to be defined in a model that relate the variables in the connector with the variables in the medium model:

```

model Pump
  replaceable package Medium = Modelica.Media.Interfaces.PartialMedium
    "Medium model" annotation (__Dymola_choicesAllMatching
= true);
  Medium.BaseProperties medium_a "Medium properties of port_a";
  // definition of the fluid port port_a
  ...
equation
  medium.p = port_a.p;
  medium.h = port_a.h;
  medium.Xi = port_a.Xi;
  ...
end Pump;

```

in the case of using BaseProperties or

```

model Pump
  replaceable package Medium = Modelica.Media.Interfaces.PartialMedium
    "Medium model" annotation (__Dymola_choicesAllMatching
= true);
  Medium.ThermodynamicState state_a "Thermodynamic state record of medium at
port_a";
  // definition of the fluid port port_a
  ...
equation
  state_a = Medium.setState_phX(port_a.p, port_a.h, port_a.Xi) // if port_a
contains the variables                                     // p, h, and Xi
  ...
end Pump;

```

in the case of using ThermodynamicState.

If a component model shall treat both single and multiple substance fluids, equations for the mass fractions have to be present (above: `medium.Xi = port_a.Xi`) in the model. According to the Modelica semantics, the equations of the mass fractions are ignored, if the dimension of `Xi` is zero, i.e., for a single-component medium. Note, by specific techniques sketched in section "Medium definition", the independent variables in the medium model need not to be the same as the variables in the connector and still get the same

efficiency, as if the same variables would be used.

If a fluid consists of a single substance, $n_{Xi} = 0$ and the vector of mass fractions X_i is not present. If a fluid consists of n_S substances, the medium model may define the number of independent mass fractions n_{Xi} to be n_S , $n_S - 1$, or zero. In all cases, balance equations for n_{Xi} substances have to be given in the corresponding component (see discussion below). Note, that if $n_{Xi} = n_S$, the constraint "sum(X_i)=1" between the mass fractions is **not** present in the model; in that case, it is necessary to provide consistent start values for X_i such that sum(X_i) = 1.

The reason for this definition of X_i is that a fluid component library can be implemented by using only the independent mass fractions X_i and then via the medium it is defined how X_i is interpreted:

- If $X_i = n_S$, then the constraint equation sum(X) = 1 is neglected during simulation. By making sure that the initial conditions of X fulfill this constraint, it can usually be guaranteed that small errors in sum(X) = 1 remain small although this constraint equation is not explicitly used during the simulation. This approach is usually useful if components of the mixture can become very small. If such a small quantity is computed via the equation $1 - \text{sum}(X[1:n_X-1])$, there might be large numerical errors and it is better to compute it via the corresponding balance equation.
- If $X_i = n_S - 1$, then the true independent mass fractions are used in the fluid component and the last component of X is computed via $X[n_X] = 1 - \text{sum}(X_i)$. This is useful for, e.g., MoistAir, where the number of states should be as small as possible without introducing numerical problems.
- If $X_i = 0$, then the reference value of composition reference_ X is assumed. This case is useful to avoid composition states in all the cases when the composition will always be constant, e.g. with circuits having fixed composition sources.

The full vector of mass fractions **$X[n_X]$** is computed in PartialMedium.BaseProperties based on X_i , reference_ X , and the information whether $X_i = n_S$ or $n_S - 1$. For single-substance media, $n_X = 0$, so there's also no X vector. For multiple-substance media, $n_X = n_S$, and X always contains the full vector of mass fractions. In order to reduce confusion for the user of a fluid component library, " X_i " has the annotation "HideResult=true", meaning, that this variable is not shown in the plot window. Only X is shown in the plot window and this vector always contains all mass fractions.

Modelica.Media.UsersGuide.MediumUsage.BalanceVolume

Fluid libraries usually have balance volume components with one fluid connector port that fulfill the mass and energy balance and on a different grid components that fulfill the momentum balance. A balance volume component, called junction volume below, should be primarily implemented in the following way (see also the implementation in [Modelica.Media.Examples.Tests.Components.PortVolume](#)):



```

model JunctionVolume
  import SI=Modelica.SIunits;
  import Modelica.Media.Examples.Tests.Components.FluidPort_a;

  parameter SI.Volume V = 1e-6 "Fixed size of junction volume";
  replaceable package Medium = Modelica.Media.Interfaces.PartialMedium
    "Medium model" annotation
    (__Dymola_choicesAllMatching = true);

  FluidPort_a port(redeclare package Medium = Medium);
  Medium.BaseProperties medium(preferredMediumStates = true);

  SI.Energy U "Internal energy of junction volume";
  SI.Mass M "Mass of junction volume";
  SI.Mass MX[Medium.nXi] "Independent substance masses of junction volume";
equation
  medium.p = port.p;
  medium.h = port.h;
  medium.Xi = port.Xi;

```

```

M = V*medium.d;           // mass of JunctionVolume
MX = M*medium.Xi;         // mass fractions in JunctionVolume
U = M*medium.u;           // internal energy in JunctionVolume

der(M) = port.m_flow;     // mass balance
der(MX) = port.mX_flow;   // substance mass balance
der(U) = port.H_flow;     // energy balance
end JunctionVolume;

```

Assume the Modelica.Media.Air.SimpleAir medium model is used with the JunctionVolume model above. This medium model uses pressure p and temperature T as independent variables. If the flag "preferredMediumStates" is set to **true** in the declaration of "medium", then the independent variables of this medium model get the attribute "stateSelect = StateSelect.prefer", i.e., the Modelica translator should use these variables as states, if this is possible. Basically, this means that constraints between the potential states p, T and the potential states U, M are present. A Modelica tool will therefore **automatically** differentiate medium equations and will use the following equations for code generation (note the equations related to X are removed, because SimpleAir consists of a single substance only):

```

M = V*medium.d;
U = M*medium.u;

// balance equations
der(M) = port.m_flow;
der(U) = port.H_flow;

// abbreviations introduced to get simpler terms
p = medium.p;
T = medium.T;
d = medium.d;
u = medium.u;
h = medium.h;

// medium equations
d = fd(p, T);
h = fh(p, T);
u = h - p/d;

// equations derived automatically by a Modelica tool due to index reduction
der(U) = der(M)*u + M*der(u);
der(M) = V*der(d);
der(u) = der(h) - der(p)/d - p/der(d);
der(d) = der(fd, p)*der(p) + der(fd, T)*der(T);
der(h) = der(fh, p)*der(p) + der(fh, T)*der(T);

```

Note, that "der(y,x)" is an operator that characterizes in the example above the partial derivative of y with respect to x (this operator will be included in one of the next Modelica language releases). All media models in this library are written in such a way that at least the partial derivatives of the medium variables with respect to the independent variables are provided, either because the equations are directly given (= symbolic differentiation is possible) or because the derivative of the corresponding function (such as fd above) is provided. A Modelica tool will transform the equations above in differential equations with p and T as states, i.e., will generate equations to compute **der(p)** and **der(T)** as function of p and T .

Note, when preferredMediumStates = **false**, no differentiation will take place and the Modelica translator will use the variables appearing differentiated as states, i.e., M and U . This has the disadvantage that for many media non-linear systems of equations are present to compute the intrinsic properties p , d , T , u , h from M and U .

Modelica.Media.UsersGuide.MediumUsage.ShortPipe

Fluid libraries have components with two ports that store neither mass nor energy and fulfill the momentum equation between their two ports, e.g., a short pipe. In most cases this means that an equation is present relating the pressure drop between the two ports and the mass flow rate from one to the other port. Since no mass or energy is stored, no differential equations for thermodynamic variables are present. A component model of this type has therefore usually the following structure (see also the implementation in [Modelica.Media.Examples.Tests.Components.ShortPipe](#)):

```

model ShortPipe
  import SI=Modelica.SIunits;
  import Modelica.Media.Examples.Tests.Components;

  // parameters defining the pressure drop equation

  replaceable package Medium = Modelica.Media.Interfaces.PartialMedium
    "Medium model" annotation
    (__Dymola_choicesAllMatching = true);

  Component.FluidPort_a port_a (redeclare package Medium = Medium);
  Component.FluidPort_b port_b (redeclare package Medium = Medium);

  SI.Pressure dp = port_a.p - port_b.p "Pressure drop";
  Medium.BaseProperties medium_a "Medium properties in port_a";
  Medium.BaseProperties medium_b "Medium properties in port_b";
equation
  // define media models of the ports
  medium_a.p = port_a.p;
  medium_a.h = port_a.h;
  medium_a.Xi = port_a.Xi;

  medium_b.p = port_b.p;
  medium_b.h = port_b.h;
  medium_b.Xi = port_b.Xi;

  // Handle reverse and zero flow (semiLinear is a built-in Modelica operator)
  port_a.H_flow = semiLinear(port_a.m_flow, port_a.h, port_b.h);
  port_a.mXi_flow = semiLinear(port_a.m_flow, port_a.Xi, port_b.Xi);

  // Energy, mass and substance mass balance
  port_a.H_flow + port_b.H_flow = 0;
  port_a.m_flow + port_b.m_flow = 0;
  port_a.mXi_flow + port_b.mXi_flow = zeros(Medium.nXi);

  // Provide equation: port_a.m_flow = f(dp)
end ShortPipe;

```

The **semiLinear(..)** operator is basically defined as:

```
semiLinear(m_flow, ha, hb) = if m_flow ≥ 0 then m_flow*ha else m_flow*hb;
```

that is, it computes the enthalpy flow rate either from the port_a or from the port_b properties, depending on flow direction. The exact details of this operator are given in [ModelicaReference.Operators.SemiLinear](#). Especially, rules are defined in the Modelica specification that $m_flow = 0$ can be treated in a "meaningful way". Especially, if n fluid components (such as pipes) are connected together and the fluid connector from above is used, a linear system of equations appear between $medium1.h$, $medium2.h$, $medium3.h$, ..., $port1.h$, $port2.h$, $port3.h$, ..., $port1.H_flow$, $port2.H_flow$, $port3.H_flow$, The rules for the **semiLinear(..)** operator allow the following solution of this linear system of equations:

- $n = 2$ (two components are connected):

The linear system of equations can be analytically solved with the result

```
medium1.h = medium2.h = port1.h = port2.h
0 = port1.H_flow + port2.H_flow
```

Therefore, no problems with zero mass flow rate are present.

- $n > 2$ (more than two components are connected together):
The linear system of equations is solved numerically during simulation. For $m_flow = 0$, the linear system becomes singular and has an infinite number of solutions. The simulator could use the solution t that is closest to the solution in the previous time step ("least squares solution"). Physically, the solution is determined by diffusion which is usually neglected. If diffusion is included, the linear system is regular.

Modelica.Media.UsersGuide.MediumUsage.OptionalProperties

In some cases additional medium properties are needed. A component that needs these optional properties has to call one of the functions listed in the following table. They are defined as partial functions within package [PartialMedium](#), and then (optionally) implemented in actual medium packages. If a component calls such an optional function and the medium package does not provide a new implementation for this function, an error message is printed at translation time, since the function is "partial", i.e., incomplete. The argument of all functions is the **state** record, automatically defined by the BaseProperties model or specifically computed using the `setState_XXX` functions, which contains the minimum number of thermodynamic variables needed to compute all the additional properties. In the table it is assumed that there is a declaration of the form:

```
replaceable package Medium = Modelica.Media.Interfaces.PartialMedium;
Medium.ThermodynamicState state;
```



Function call	Unit	Description
Medium.dynamicViscosity(state)	Pa.s	dynamic viscosity
Medium.thermalConductivity(state)	W/(m.K)	thermal conductivity
Medium.prandtlNumber(state)	1	Prandtl number
Medium.specificEntropy(state)	J/(kg.K)	specific entropy
Medium.specificHeatCapacityCp(state)	J/(kg.K)	specific heat capacity at constant pressure
Medium.specificHeatCapacityCv(state)	J/(kg.K)	specific heat capacity at constant density
Medium.isentropicExponent(state)	1	isentropic exponent
Medium.isentropicEnthalpy(pressure, state)	J/kg	isentropic enthalpy
Medium.velocityOfSound(state)	m/s	velocity of sound
Medium.isobaricExpansionCoefficient(state)	1/K	isobaric expansion coefficient
Medium.isothermalCompressibility(state)	1/Pa	isothermal compressibility
Medium.density_derp_h(state)	kg/(m3.Pa)	derivative of density by pressure at constant enthalpy
Medium.density_derh_p(state)	kg2/(m3.J)	derivative of density by enthalpy at constant pressure
Medium.density_derp_T(state)	kg/(m3.Pa)	derivative of density by pressure at constant temperature
Medium.density_derT_p(state)	kg/(m3.K)	derivative of density by temperature at constant pressure
Medium.density_derX(state)	kg/m3	derivative of density by mass fraction

Medium.molarMass(state)	kg/mol	molar mass
-------------------------	--------	------------

There are also some short forms provided for user convenience that allow the computation of certain thermodynamic state variables without using the ThermodynamicState record explicitly. Those short forms are for example useful to compute consistent start values in the initial equation section. Let's consider the function `temperature_phX(p,h,X)` as an example. This function computes the temperature from pressure, specific enthalpy, and composition `X` (or `Xi`) and is a short form for writing

```
temperature(setState_phX(p,h,X))
```

The following functions are predefined in `PartialMedium` (other functions can be added in the actual medium implementation package if they are useful)

Medium.specificEnthalpy_pTX(p,T,X)	J/kg	Specific enthalpy at p, T, X
Medium.temperature_phX(p,h,X)	K	Temperature at p, h, X
Medium.density_phX(p,h,X)	kg/m³	Density at p, h, X
Medium.temperature_psX(p,s,X)	K	Temperature at p, s, X
Medium.specificEnthalpy_psX(p,s,X)	J/(kg.K)	Specific entropy at p, s, X

Assume for example that the dynamic viscosity `eta` is needed in the pressure drop equation of a short pipe. Then, the model of a short pipe has to be changed to:

```
model ShortPipe
...
Medium.BaseProperties medium_a "Medium properties in port_a";
Medium.BaseProperties medium_b "Medium properties in port_b";
...
Medium.DynamicViscosity eta;
...
eta = if port_a.m_flow > 0 then
    Medium.dynamicViscosity(medium_a.state)
else
    Medium.dynamicViscosity(medium_b.state);
// use eta in the pressure drop equation: port_a.m_flow = f(dp, eta)
end ShortPipe;
```

Note, "`Medium.DynamicViscosity`" is a type defined in `Modelica.Interfaces.PartialMedium` as

```
import SI = Modelica.SIunits;
type DynamicViscosity = SI.DynamicViscosity (
    min=0,
    max=1.e8,
    nominal=1.e-3,
    start=1.e-3);
```

Every medium model may modify the attributes, to provide, e.g., min, max, nominal, and start values adapted to the medium. Also, other types, such as `AbsolutePressure`, `Density`, `MassFlowRate`, etc. are defined in `PartialMedium`. Whenever possible, these medium specific types should be used in a model in order that medium information, e.g., about nominal or start values, are automatically utilized.

Modelica.Media.UsersGuide.MediumUsage.Constants

Every medium model provides the following **constants**. For example, if a medium is declared as:

```
replaceable package Medium =
```



Modelica.Media.Interfaces.PartialMedium;

then constants "Medium.mediumName", "Medium.nX", etc. are defined:

Type	Name	Description
String	mediumName	Unique name of the medium (is usually used to check whether the media in different components connected together are the same, by providing Medium.mediumName as quantity attribute of the mass flow rate in the connector)
String	substanceNames[nS]	Names of the substances that make up the medium. If only one substance is present, substanceNames = {mediumName}.
String	extraPropertiesNames[nC]	Names of the extra transported substances, outside of mass and energy balances.
Boolean	singleState	= true , if u and d are not a function of pressure, and thus only a function of a single thermal variable (temperature or enthalpy) and of Xi for a multiple substance medium. Usually, this flag is true for incompressible media. It is used in a model to determine whether 1+nXi (singleState= true) or 2+nXi (singleState= false) initial conditions have to be provided for a volume element that contains mass and energy balance.
AbsolutePressure	reference_p	Reference pressure for the medium
MassFraction	reference_X[nX]	Reference composition for the medium
AbsolutePressure	p_default	Default value for pressure of medium (for initialization)
Temperature	T_default	Default value for temperature of medium (for initialization)
SpecificEnthalpy	h_default	Default value for specific enthalpy of medium (for initialization)
MassFraction	X_default[nX]	Default value for mass fractions of medium (for initialization)
Integer	nS	number of substances contained in the medium.
Integer	nX	Size of the full mass fraction vector X nX=nS.
Integer	nXi	Number of independent mass fractions. If there is a single substance, then nXi = 0.
Boolean	reducedX	= true , if the medium has a single substance, or if the medium model has multiple substances and contains the equation $\sum(X) = 1$. In both cases, nXi = nS - 1 (unless fixedX = true). = false , if the medium has multiple substances and does not contain the equation $\sum(X)=1$, i.e., nXi = nX = nS (unless fixedX = true).
Boolean	fixedX	= false : the composition of the medium can vary, and is determined by nXi independent mass fractions (see reducedX above). = true : the composition of the medium is always reference_X, and nXi = 0.
FluidConstants	fluidConstants[nS]	Critical, triple, molecular and other standard data that are provided for every substance of a medium.

The record FluidConstants that is defined in PartialMedium contains the following elements

Type	Name	Description
String	iupacName	complete IUPAC name
String	casRegistryNumber	chemical abstracts sequencing number
String	chemicalFormula	Chemical formula, (brutto, nomenclature according to Hill)
String	structureFormula	Chemical structure formula
MolarMass	molarMass	molar mass

This record is extended in the partial packages further down the hierarchy (such as PartialTwoPhaseMedium

or PartialMixtureMedium) and may contain some or all of the following elements

Temperature	criticalTemperature	critical temperature
AbsolutePressure	criticalPressure	critical pressure
MolarVolume	criticalMolarVolume	critical molar Volume
Real	acentricFactor	Pitzer acentric factor
Temperature	triplePointTemperature	triple point temperature
AbsolutePressure	triplePointPressure	triple point pressure
Temperature	meltingPoint	melting point at 101325 Pa
Temperature	normalBoilingPoint	normal boiling point (at 101325 Pa)
DipoleMoment	dipoleMoment	dipole moment of molecule in Debye (1 debye = 3.33564e10-30 C.m)
Boolean	hasIdealGasHeatCapacity	true if ideal gas heat capacity is available
Boolean	hasCriticalData	true if critical data are known
Boolean	hasDipoleMoment	true if a dipole moment known
Boolean	hasFundamentalEquation	true if a fundamental equation
Boolean	hasLiquidHeatCapacity	true if liquid heat capacity is available
Boolean	hasSolidHeatCapacity	true if solid heat capacity is available
Boolean	hasAccurateViscosityData	true if accurate data for a viscosity function is available
Boolean	hasAccurateConductivityData	true if accurate data for thermal conductivity is available
Boolean	hasVapourPressureCurve	true if vapour pressure data, e.g. Antoine coefficients are known
Boolean	hasAcentricFactor	true if Pitzer accentric factor is known
SpecificEnthalpy	HCRIT0	Critical specific enthalpy of the fundamental equation
SpecificEntropy	SCRIT0	Critical specific entropy of the fundamental equation
SpecificEnthalpy	deltah	Difference between specific enthalpy model (h_m) and f.eq. (h_f) ($h_m - h_f$)
SpecificEntropy	deltas	Difference between specific enthalpy model (s_m) and f.eq. (s_f) ($s_m - s_f$)

Modelica.Media.UsersGuide.MediumUsage.TwoPhase

Models for media which can exist in one-phase or two-phase conditions inherit from [Modelica.Media.Interfaces.PartialTwoPhaseMedium](#) (which inherits from PartialMedium). The basic usage of these media models is the same as described in the previous sections. However, additional functionalities are provided, which apply only to potentially two-phase media.



The following additional medium **constants** are provided:

Type	Name	Description
Boolean	smoothModel	If this flag is false (default value), then events are triggered whenever the saturation boundary is crossed; otherwise, no events are generated.
Boolean	onePhase	If this flag is true, then the medium model assumes it will be never called in the two-phase region. This can be useful to speed up the computations in a two-phase medium, when the user is sure it will always work in the one-phase region. Default value: false.

The `setState_ph()`, `setState_ps()`, `setState_dT()` and `setState_pT()` functions have one extra input, named *phase*. If the phase input is not specified, or if it is given a value of zero, then the `setState` function will determine the phase, based on the other input values. An input `phase = 1` will force the `setState` function to

return a state vector corresponding to a one-phase state, while phase = 2 will force the setState value to return a state vector corresponding to a two-phase state, as shown in the following example;

```
replaceable package Medium = Modelica.Media.Interfaces.PartialTwoPhaseMedium;
Medium.ThermodynamicState state, state1, state2;
equation
// Set the state, given the pressure and the specific enthalpy
// the phase is determined by the (p, h) values, and can be retrieved
// from the state record
state = Medium.setState_ph(p, h);
phase = state1.phase;

// Force the computation of the state with one-phase
// equations of state, irrespective of the (p, h) values
state1 = Medium.setState_ph(p, h, 1);

// Force the computation of the state with 2-phase
// equations of state, irrespective of the (p, h) values
state2 = Medium.setState_ph(p, h, 2);
```

This feature can be used for the following purposes:

- saving computational time, if one knows in advance the phase of the medium;
- unambiguously determine the phase, when the two inputs correspond to a point on the saturation boundary (the derivative functions have substantially different values on either side);
- get the properties of metastable states, like superheated water or subcooled vapour.

Many additional optional functions are defined to compute properties of saturated media, either liquid (bubble point) or vapour (dew point). The argument to such functions is a SaturationProperties record, which can be set starting from either the saturation pressure or the saturation temperature, as shown in the following example.

```
replaceable package Medium = Modelica.Media.Interfaces.PartialTwoPhaseMedium;
Medium.SaturationProperties sat_p;
Medium.SaturationProperties sat_T;
equation
// Set sat_p to saturation properties at pressure p
sat_p = Medium.setSat_p(p);

// Compute saturation properties at pressure p
saturationTemperature_p = Medium.saturationTemperature_sat(sat_p);
bubble_density_p = Medium.bubbleDensity(sat_p);
dew_enthalpy_p = Medium.dewEnthalpy(sat_p);

// Set sat_T to saturation properties at temperature T
sat_T = Medium.setSat_T(T);

// Compute saturation properties at temperature T
saturationTemperature_T = Medium.saturationPressure_sat(sat_T);
bubble_density_T = Medium.bubbleDensity(sat_T);
dew_enthalpy_T = Medium.dewEnthalpy(sat_T);
```

With reference to a model defining a pressure p, a temperature T, and a SaturationProperties record sat, the following functions are provided:

Function call	Unit	Description
Medium.saturationPressure(T)	Pa	Saturation pressure at temperature T
Medium.saturationTemperature(p)	K	Saturation temperature at pressure p
Medium.saturationTemperature_derp(p)	K/Pa	Derivative of saturation temperature with respect to

		pressure
Medium.saturationTemperature_sat(sat)	K	Saturation temperature
Medium.saturationPressure_sat(sat)	Pa	Saturation pressure
Medium.bubbleEnthalpy(sat)	J/kg	Specific enthalpy at bubble point
Medium.dewEnthalpy(sat)	J/kg	Specific enthalpy at dew point
Medium.bubbleEntropy(sat)	J/(kg.K)	Specific entropy at bubble point
Medium.dewEntropy(sat)	J/(kg.K)	Specific entropy at dew point
Medium.bubbleDensity(sat)	kg/m3	Density at bubble point
Medium.dewDensity(sat)	kg/m3	Density at dew point
Medium.saturationTemperature_derp_sat(sat)	K/Pa	Derivative of saturation temperature with respect to pressure
Medium.dBubbleDensity_dPressure(sat)	kg/(m3.Pa)	Derivative of density at bubble point with respect to pressure
Medium.dDewDensity_dPressure(sat)	kg/(m3.Pa)	Derivative of density at dew point with respect to pressure
Medium.dBubbleEnthalpy_dPressure(sat)	J/(kg.Pa)	Derivative of specific enthalpy at bubble point with respect to pressure
Medium.dDewEnthalpy_dPressure(sat)	J/(kg.Pa)	Derivative of specific enthalpy at dew point with respect to pressure
Medium.surfaceTension(sat)	N/m	Surface tension between liquid and vapour phase

Sometimes it can be necessary to compute fluid properties in the thermodynamic plane, just inside or outside the saturation dome. In this case, it is possible to obtain an instance of a ThermodynamicState state vector, and then use it to call the additional functions already defined for one-phase media.

Function call	Description
Medium.setBubbleState(sat, phase)	Obtain the thermodynamic state vector corresponding to the bubble point. If phase==1 (default), the state is on the one-phase side; if phase==2, the state is on the two-phase side
Medium.setDewState(sat, phase)	Obtain the thermodynamic state vector corresponding to the dew point. If phase==1 (default), the state is on the one-phase side; if phase==2, the state is on the two-phase side

Here are some examples:

```

replaceable package Medium = Modelica.Media.Interfaces.PartialTwoPhaseMedium;
Medium.SaturationProperties sat;
Medium.ThermodynamicState dew_1;    // dew point, one-phase side
Medium.ThermodynamicState bubble_2; // bubble point, two phase side

equation
// Set sat to saturation properties at pressure p
sat = setSat_p(p);

// Compute dew point properties, (default) one-phase side
dew_1 = setDewState(sat);
cpDew = Medium.specificHeatCapacityCp(dew_1);
drho_dp_h_1 = Medium.density_derp_h(dew_1);

// Compute bubble point properties, two-phase side
bubble_2 = setBubbleState(sat, 2);
drho_dp_h_2 = Medium.density_derp_h(bubble_2);

```

Modelica.Media.UsersGuide.MediumUsage.Initialization

When a medium model is used in a balance volume, differential equations for the independent medium variables are present and therefore initial conditions have to be provided. The following possibilities exist:



Steady state initialization

Modelica has currently no language element to define steady state initialization. In the Modelica simulation environment Dymola, the option

```
Advanced.DefaultSteadyStateInitialization = true
```

can be set before translation. Then, missing initial conditions are provided by automatically setting appropriate state derivatives to zero.

Explicit start values or initial equations

Explicit start values can be defined with the "start" and "fixed" attributes. The number of independent variables n_x need to be known which can be deduced from the medium constants ($n_x = n_{Xi} + \text{if singleState then } 1 \text{ else } 2$). Then, start values or initial equations can be defined for n_x variables ($= p, T, d, u, h, Xi$) from Medium.BaseProperties, e.g., in the form:

```
replaceable package Medium = Medium.Interfaces.PartialMedium;
Medium.BaseProperties medium1 (p(start=1e5, fixed=not Medium.singleState),
                              T(start=300, fixed=true));
Medium.BaseProperties medium2;
initial equation
  if not Medium.singleState then
    medium2.p = 1e5;
  end if;
  medium2.T = 300;
equation
```

If initial conditions are not provided for the independent medium variables, non-linear systems of equations may occur to compute the initial values of the independent medium variables from the provided initial conditions.

Guess values

If non-linear systems of equations occur during initialization, e.g., in case of steady state initialization, guess values for the iteration variables of the non-linear system of equations have to be provided via the "start" attribute (and fixed=false). Unfortunately, it is usually not known in advance which variables are selected as iteration variables of a non-linear system of equations. One of the following possibilities exist:

- Do not supply start values and hope that the medium specific types have meaningful start values, such as in "Medium.AbsolutePressure"
- Supply start values on all variables of the BaseProperties model, i.e., on p, T, d, u, h, Xi .
- Determine the iteration variables of the non-linear systems of equations and provide start values for these variables. In the Modelica simulation environment Dymola, the iteration variables can be determined by setting the command

```
Advanced.OutputModelicaCode = true
```

and by inspection of the file "dsmodel.mof" that is generated when this option is set (search for "nonlinear").







Modelica.Media.UsersGuide.MediumDefinition

If a new medium model shall be introduced, copy package [Modelica.Media.Interfaces.TemplateMedium](#) to the desired location, remove the "partial" keyword from the package and provide the information that is requested in the comments of the Modelica source. A more detailed description for the different parts of the TemplateMedium package is given here:



1. [Basic structure of medium interface](#)
2. [Basic definition of medium model](#)
3. [Multiple Substances](#)
4. [Specific enthalpy as function](#)
5. [Static State Selection](#)
6. [Test of medium model](#)

Package Content

Name	Description
 BasicStructure	Basic structure
 BasicDefinition	Basic definition
 MultipleSubstances	Multiple Substances
 SpecificEnthalpyAsFunction	Specific enthalpy as function
 StaticStateSelection	Static State Selection
 TestOfMedium	Test of medium

Modelica.Media.UsersGuide.MediumDefinition.BasicStructure

A medium model of Modelica.Media is essentially a **package** that contains the following definitions:



- Definition of **constants**, such as the medium name.
- A **model** in the package that contains the 3 basic thermodynamic equations that relate the 5+nXi primary medium variables.
- **Optional functions** to compute medium properties that are only needed in certain circumstances, such as dynamic viscosity. These optional functions need not be provided by every medium model.
- **Type** definitions, which are adapted to the particular medium. For example, a type **Temperature** is defined where the attributes **min** and **max** define the validity region of the medium, and a suitable default start value is given. In a device model, it is advisable to use these type definitions, e.g., for parameters, in order that medium limits are checked as early as possible, and that iteration variables of non-linear systems of equations get reasonable start values.

Note, although we use the term **medium model**, it is actually a Modelica **package** that contains all the constants and definitions required for a complete **medium model**. The basic interface to a medium is defined by Modelica.Media.Interfaces.PartialMedium that has the following structure:

```
partial package PartialMedium
  import SI = Modelica.SIunits;
  constant String      mediumName = "";
  constant String      substanceNames[:] = {mediumName};
  constant String      extraPropertiesNames[:] = fill("",0);
  constant Boolean     singleState = false;
  constant Boolean     reducedX = true;
  constant Boolean     fixedX = false;
```

```

constant AbsolutePressure reference_p = 101325;
constant MassFraction      reference_X[nX]=fill(1/nX,nX);
constant AbsolutePressure p_default = 101325;
constant Temperature      T_default =
Modelica.SIunits.Conversions.from_degC(20);
constant SpecificEnthalpy h_default =
    specificEnthalpy_pTX(p_default, T_default,
X_default);
constant MassFraction      X_default[nX]=reference_X;
final constant Integer    nS  = size(substanceNames,1);
final constant Integer    nX  = nS;
final constant Integer    nXi = if fixedX then 0
    else if reducedX or nS == 1
    then nS-1 else nS;
final constant Integer    nC  = size(extraPropertiesNames,1);
constant FluidConstants[nS] fluidConstants;

replaceable record BasePropertiesRecord
  AbsolutePressure p;
  Density d;
  Temperature T;
  SpecificEnthalpy h;
  SpecificInternalEnergy u;
  MassFraction[nX] X;
  MassFraction[nXi] Xi;
  SpecificHeatCapacity R;
  MolarMass MM;
end BasePropertiesRecord;

replaceable partial model BaseProperties
  extends BasePropertiesRecord;
  ThermodynamicState state;
  parameter Boolean preferredMediumStates=false;
  SI.Conversions.NonSIunits.Temperature_degC T_degC =
    Modelica.SIunits.Conversions.to_degC(T)
  SI.Conversions.NonSIunits.Pressure_bar p_bar =
    Modelica.SIunits.Conversions.to_bar(p)
equation
  Xi = X[1:nXi];
  if nX > 1 then
    if fixedX then
      X = reference_X;
    elseif reducedX then
      X[nX] = 1 - sum(Xi);
    end if;
  end if;
  // equations such as
  //   d = d(p,T);
  //   u = u(p,T);
  //   h = u + p/d;
  //   state.p = p;
  //   state.T = T;
  // will go here in actual media implementations, but are not present
  // in the base class since the ThermodynamicState record is still empty
end BaseProperties

replaceable record ThermodynamicState
  // there are no "standard" thermodynamic variables in the base class
  // but they will be defined here in actual media extending PartialMedium

```

```
// Example:
//   AbsolutePressure p "Absolute pressure of medium";
//   Temperature      T "Temperature of medium";
end ThermodynamicState;

// optional medium properties
replaceable partial function dynamicViscosity
  input ThermodynamicState state;
  output DynamicViscosity eta;
end dynamicViscosity;

// other optional functions

// medium specific types
type AbsolutePressure = SI.AbsolutePressure (
                                min      = 0,
                                max      = 1.e8,
                                nominal  = 1.e5,
                                start    = 1.e5);

type DynamicViscosity = ...;
// other type definitions
end PartialMedium;
```

We will discuss all parts of this package in the following paragraphs. An actual medium model should extend from `PartialMedium` and has to provide implementations of the various parts.

Some of the constants at the beginning of the package do not have a value yet (this is valid in Modelica), but a value has to be provided when extending from package `PartialMedium`. A given value can be modified until the model is translated or the **final** prefix is set. The reason to use constants instead of parameters in the model `BaseProperties` is that some of these constants are used in a context where parameters are not allowed. For example, in connector definitions the number of independent mass fractions n_{Xi} is used as dimension of a vector \mathbf{Xi} . When defining the connector, only *constants* in packages can be accessed, but not *parameters* in a model, because a connector cannot contain an instance of `BaseProperties`.

The record `BasePropertiesRecord` contains the variables primarily used in balance equations. Three equations for these variables have to be provided by every medium in model `BaseProperties`, plus two equations for the gas constant and the molar mass.

Optional medium properties are defined by functions, such as the function `dynamicViscosity` (see code Section above) to compute the dynamic viscosity. The argument of those functions is the `ThermodynamicState` record, defined in `BaseProperties`, which contains the minimum number of thermodynamic variables needed as an input to compute all the optional properties. This construction simplifies the usage considerably as demonstrated in the following code fragment:

```
replaceable package Medium = Modelica.Media.Interfaces.PartialMedium;
Medium.BaseProperties    medium;
Medium.DynamicViscosity eta;
...
U   = m*medium.u; //Internal energy
eta = Medium.dynamicViscosity(medium.state);
```

`Medium` is the medium package that satisfies the requirements of a `PartialMedium` (when using the model above, a value for `Medium` has to be provided by a redeclaration). The medium component is an instance of the model `Medium.BaseProperties` and contains the core medium equations. Variables in this model can be accessed just by dot-notation, such as `medium.u` or `medium.T`. If an optional medium variable has to be computed, the corresponding function from the actual `Medium` package is called, such as `Medium.dynamicViscosity`. The `medium.state` vector can be given as input argument to this function, and its fields are kept consistent to those of `BaseProperties` by suitable equations, contained in `BaseProperties` itself (see above).

If a medium model does not provide implementations of all optional functions and one of these functions is called in a model, an error occurs during translation since the optional functions which have not been redeclared have the *partial* attribute. For example, if function `dynamicViscosity` is not provided in the medium model when it is used, only simple pressure drop loss models without a reference to the viscosity can be used and not the sophisticated ones.

At the bottom of the `PartialMedium` package type declarations are present, that are used in all other parts of the `PartialMedium` package and that should be used in all models and connectors where a medium model is accessed. The reason is that minimum, maximum, nominal, and start values are defined and these values can be adapted to the particular medium at hand. For example, the nominal value of `AbsolutePressure` is 10^5 Pa. If a simple model of water steam is used that is only valid above 100 °C, then the minimum value in the `Temperature` type should be set to this value. The minimum and maximum values are also important for parameters in order to get an early message if data outside of the validity region is given. The nominal attribute is important as a scaling value if the variable is used as a state in a differential equation or as an iteration variable in a non-linear system of equations. The start attribute can be very useful to provide a meaningful default start or guess value if the variable is used, e.g., as iteration variable in a non-linear system of equations. Note, that all these attributes can be set specifically for a medium in the following way:

```
package MyMedium
  extends Modelica.Media.Interfaces.PartialMedium(
    ...
    Temperature(min=373) );
end MyMedium;
```

The type `PartialMedium.MassFlowRate` is defined as

```
type MassFlowRate = Modelica.SIunits.MassFlowRate
  (quantity = "MassFlowRate." + mediumName);
```

Note that the constant `mediumName`, that has to be defined in every medium model, is used in the quantity attribute. For example, if `mediumName = SimpleLiquidWater`, then the quantity attribute has the value `MassFlowRate.SimpleLiquidWater`. This type should be used in a connector definition of a fluid library:

```
connector FluidPort
  replaceable package Medium = Modelica.Media.Interfaces.PartialMedium;
  flow Medium.MassFlowRate m_flow;
  ...
end FluidPort;
```

In the model where this connector is used, the actual `Medium` has to be defined. Connectors can only be connected together, if the corresponding attributes are either not defined or have identical values. Since `mediumName` is part of the quantity attribute of `MassFlowRate`, it is not possible to connect connectors with different media models together. In Dymola this is already checked when models are connected together in the diagram layer of the graphical user interface.

Modelica.Media.UsersGuide.MediumDefinition.BasicDefinition

Let's now walk through the definition of a new medium model. Please refer to [Modelica.Media.Interfaces.TemplateMedium](#) to obtain a template of the new medium model code. For the moment being, consider a single-substance medium model.



The new medium model is obtained by extending `Modelica.Media.Interfaces.PartialMedium`, and setting the following package constants:

- `mediumName` is a String containing the name of the medium.
- `substancesNames` is a vector of strings containing the names of the substances that make up the medium. In this case, it will contain only `mediumName`.
- `singleState` can be set to true if `u` and `d` in `BaseProperties` do not depend on pressure. In other

words, density does not depend on pressure (incompressible fluid), and it is assumed that also u does not depend on pressure. This setting can be useful for fluids having high density and low compressibility (e.g., liquids at moderate pressure); fast states resulting from the low compressibility effects are automatically avoided.

- `reducedX = true` for single-substance media, which do not need mass fractions at all.

It is also possible to change the default min, max, nominal, and start attributes of Medium-defined types (see `TemplateMedium`).

All other package constants, such as `nX`, `nXi`, `nS`, are automatically set by the declarations of the base package `Interfaces.PartialMedium`.

The second step is to provide an implementation to the `BaseProperties` model, partially defined in the base class `Interfaces.PartialMedium`. In the case of single-substance media, two independent state variables must be selected among p , T , d , u , h , and three equations must be written to provide the values of the remaining variables. Two equations must then be added to compute the molar mass `MM` and the gas constant `R`.

The third step is to consider the optional functions that are going to be implemented, among the partial functions defined by the base class `PartialMedium`. A minimal set of state variables that could be provided as an input to *all* those functions must be selected, and included in the redeclaration of the `ThermodynamicState` record. Subsequently, equations must be added to `BaseProperties` in order that the instance of that record inside `BaseProperties` (named "state") is kept updated. For example, assume that all additional properties can be computed as a function of p and T . Then, `ThermodynamicState` should be redeclared as follows:

```
redeclare replaceable record ThermodynamicState
  AbsolutePressure p "Absolute pressure of medium";
  Temperature T "Temperature of medium";
end ThermodynamicState;
```

and the following equations should be added to `BaseProperties`:

```
state.p = p;
state.T = T;
```

The additional functions can now be implemented by redeclaring the functions defined in the base class and adding their algorithms, e.g.:

```
redeclare function extends dynamicViscosity "Return dynamic viscosity"
algorithm
  eta := 10 - state.T*0.3 + state.p*0.2;
end dynamicViscosity;
```

Modelica.Media.UsersGuide.MediumDefinition.MultipleSubstances

When writing the model of a multiple-substance medium, a fundamental issue concerns how to consider the mass fractions of the fluid. If there are `nS` substances, there are also `nS` mass fractions; however, one of them is redundant, as $\text{sum}(X) = 1$. Therefore there are basically two options, concerning the number of independent mass fractions `nXi`:



- *Reduced-state models*: `reducedX = true` and `nXi = nS - 1`. In this case, the number of independent mass fractions `nXi` is the minimum possible. The full state vector `X` is provided by equations declared in the base class `Interfaces.PartialMedium.BaseProperties`: the first `nXi` elements are equal to `Xi`, and the last one is $1 - \text{sum}(Xi)$.
- *Full-state models*: `reducedX = false` and `nXi = nS`. In this case, `Xi = X`, i.e., all the elements of the composition vector are considered as independent variables, and the constraint $\text{sum}(X) = 1$ is never written explicitly. Although this kind of model is heavier, as it provides one extra state variable, it can be less prone to numerical and/or symbolic problems, which can be caused by that constraint.
- *Fixed-composition models*: `fixedX = true` and `nXi = 0`. In this case `X = reference_X`, i.e. all the

elements of the composition vector are fixed.

The medium implementor can declare the value reducedX as **final**. In this way only one implementation must be given. For instance, Modelica.Media.IdealGases models declare **final** reducedX = **false**, so that the implementation can always assume $n_{Xi} = n_X$. The same is true for Air.MoistAir, which declares **final** reducedX = **true**, and always assumes $n_{Xi} = n_X - 1 = 1$.

It is also possible to leave reducedX modifiable. In this case, the BaseProperties model and all additional functions should check for the actual value of reducedX, and provide the corresponding implementation.

If fixedX is left modifiable, then the implementation should also handle the case fixedX = true properly.

Fluid connectors should always use composition vectors of size Xi, such as in the Modelica_Fluid library:

```
connector FluidPort
  replaceable package Medium = Modelica.Media.Interfaces.PartialMedium;
  Medium.AbsolutePressure      p;
  flow Medium.MassFlowRate     m_flow;

  Medium.SpecificEnthalpy      h;
  flow Medium.EnthalpyFlowRate H_flow;

  Medium.MassFraction           Xi      [Medium.nXi];
  flow Medium.MassFlowRate      mX_flow[Medium.nXi];
end FluidPort;
```

For further details, refer to the implementation of [MixtureGasNasa model](#) and [MoistAir model](#).

Modelica.Media.UsersGuide.MediumDefinition.SpecificEnthalpyAsFunction

If pressure p and specific enthalpy h are **not** used as independent medium variables, the specific enthalpy should be computed by a Modelica function that has as input arguments only the independent medium variables. It should **not** be computed by an equation. For example, if p and T are used as independent medium variables, a function h_pT(p,T) should be defined that is called to compute h:

```
h = h_pT(p,T);
```

The reason for this rule requires a longer explanation. In short, if h is not computed by a Modelica function and this function is non-linear in the independent medium variables, then non-linear systems of equations will occur at every connection point, if the FluidPort connectors from the Modelica_Fluid library are used (these are the same as in Modelica.Media.Examples.Tests.Components.FluidPort). Only, if the above rule is fulfilled, a tool is able to remove these non-linear system of equations in most cases.

The basic idea of the FluidPort connector is that 2 or more components can be connected together at a point and that automatically the mass and energy balance is fulfilled in the connection point, i.e., the ideal mixing equations are generated. Note, the momentum balance is only correct for straight line connections. If "ideal mixing" is not sufficient, a special component to define the mixing equations must be introduced.

The mass and momentum balance equations in a component are derived from the partial differential equations along the flow direction of a pipe:

$$\frac{\partial(\rho A)}{\partial t} + \frac{\partial(\rho A v)}{\partial x} = 0$$

$$\frac{\partial(\rho A)}{\partial t} + \frac{\partial(\rho A v)}{\partial x} = -A \frac{\partial \rho}{\partial x} - F_F \cdot A \rho v \frac{\partial v}{\partial x}$$

$$F_F = \frac{1}{2} \rho v |v| / G$$

Note, F_F is the fanning friction factor. The energy balance can be given in different forms. Usually, it is given as:



$$\frac{\partial(\rho(u + \frac{v^2}{2})A)}{\partial t} + \frac{\partial(\rho v(u + \frac{p}{\rho} + \frac{v^2}{2})A)}{\partial x} = -A\rho v g \frac{\partial z}{\partial x} + \frac{\partial}{\partial x}(kA \frac{\partial T}{\partial x}) + \dot{Q}_s$$

This form describes the change of the internal energy, kinetic energy and potential energy of a volume as function of the in and out flowing fluid. Multiplying the momentum balance with the flow velocity v and subtracting it from the energy balance above, results in the following alternative form of the energy balance:

$$\frac{\partial(\rho u A)}{\partial t} + \frac{\partial(\rho v(u + \frac{p}{\rho})A)}{\partial x} = vA \frac{\partial p}{\partial x} + vF_F + \frac{\partial}{\partial x}(kA \frac{\partial T}{\partial x}) + \dot{Q}_s$$

This form has the advantage that the kinetic and potential energy is no longer part of the energy balance and therefore the energy balance is substantially simpler (e.g., additional non-linear systems of equations occur in the first form since the velocity is present in the energy balance; in the second form this is not the case and it is still valid also for high speeds).

Assume now that the second form of the energy balance above is used in all components and that the following FluidPort connector is used in all components:

```
connector FluidPort
  replaceable package Medium = Modelica.Media.Interfaces.PartialMedium;
  Medium.AbsolutePressure      p;
  flow Medium.MassFlowRate     m_flow;

  Medium.SpecificEnthalpy      h;
  flow Medium.EnthalpyFlowRate H_flow;

  Medium.MassFraction           Xi      [Medium.nXi];
  flow Medium.MassFlowRate      mX_flow[Medium.nXi];
end FluidPort;
```

As an example, assume that 3 components are connected together and that the medium is a single substance fluid. This will result in the following connection equations:

```
p1=p2=p3;
h1=h2=h3;
0 = m_flow1 + m_flow2 + m_flow3;
0 = H_flow1 + H_flow2 + H_flow3;
```

These are the mass balance and the energy balance (form 2) of an infinitesimal volume in the connection point under the assumption that no mass or energy is stored in this volume. In other words, the connection equations are the equations that describe ideal mixing. Under the assumption that the velocity vectors of the 3 flows are identical (especially, they are parallel), also the momentum balance is fulfilled:

```
0 = m_flow1*v1 + m_flow2*v2 + m_flow3*v3;
  = v*(m_flow1 + m_flow2 + m_flow3);
  = 0;
```

With the above connector it is therefore possible to connect components together in a nearly arbitrary fashion, because every connection fulfills automatically the balance equations. This approach has, however, one drawback: If two components are connected together, then the medium variables on both sides of the connector are identical. However, due to the connector, only the two equations

```
p1 = p2;
h1 = h2;
```

are present. Assume, that p, T are the independent medium variables and that the medium properties are computed at one side of the connections. This means, the following equations are basically present:

```
h1 = h(p1, T1);
h2 = h(p2, T2);
p1 = p2;
h1 = h2;
```

These equations can be solved in the following way:

```
h1 := h(p1, T1)
p2 := p1;
h2 := h1;
0 := h2 - h(p2, T2);    // non-linear system of equations for T2
```

This means that $T2$ is computed by solving a non-linear system of equations. If $h1$ and $h2$ are provided as Modelica functions, a Modelica translator, such as Dymola, can replace this non-linear system of equations by the equation:

```
T2 := T1;
```

because after alias substitution there are two function calls

```
h1 := h(p1, T1);
h1 := h(p1, T2);
```

Since the left hand side of the function call and the first argument are the same, the second arguments $T1$ and $T2$ must also be identical and therefore $T2 := T1$. This type of analysis seems to be only possible, if the specific enthalpy is defined as a function of the independent medium variables.

Modelica.Media.UsersGuide.MediumDefinition.StaticStateSelection

Without pre-caution when implementing a medium model, it is very easy that non-linear algebraic systems of equations occur when using the medium model. In this section it is explained how to avoid non-linear systems of equations that result from unnecessary dynamic state selections.



A medium model should be implemented in such a way that a tool is able to select states of a medium in a balance volume statically (during translation). This is only possible if the medium equations are written in a specific way. Otherwise, a tool has to dynamically select states during simulation. Since medium equations are usually non-linear, this means that non-linear algebraic systems of equations would occur in every balance volume.

It is assumed that medium equations in a balance volume are defined in the following way:

```
package Medium = Modelica.Media.Interfaces.PartialMedium;
Medium.BaseProperties medium;
equation
  // mass balance
  der (M) = port_a.m_flow + port_b.m_flow;
  der (MX) = port_a.mX_flow + port_b.mX_flow;
  M = V*medium.d;
  MX = M*medium.X;

  // Energy balance
  U = M*medium.u;
  der (U) = port_a.H_flow+port_b.H_flow;
```

Single Substance Media

A medium consisting of a single substance has to define two of "p,T,d,u,h" with `stateSelect=StateSelect.prefer` if `BaseProperties.preferredMediumstates = true` and has to provide the other three variables as function of these states. This results in:

- static state selection (no dynamic choices).
- a linear system of equations in the two state derivatives.

Example for a single substance medium

p, T are preferred states (i.e. `StateSelect.prefer` is set) and there are three equations written in the form:

```
d = fd(p,T)
u = fu(p,T)
h = fh(p,T)
```

Index reduction leads to the equations:

```
der(M) = V*der(d)
der(U) = der(M)*u + M*der(u)
der(d) = der(fd,p)*der(p) + der(fd,T)*der(T)
der(u) = der(fu,p)*der(p) + der(fu,T)*der(T)
```

Note, that `der(y,x)` is the partial derivative of y with respect to x and that this operator will be introduced in a future version of the Modelica language. The above equations imply, that if p,T are provided from the integrator as states, all functions, such as `fd(p,T)` or `der(fd,p)` can be evaluated as function of the states. The overall system results in a linear system of equations in `der(p)` and `der(T)` after eliminating `der(M)`, `der(U)`, `der(d)`, `der(u)` via tearing.

Counter Example for a single substance medium

An ideal gas with one substance is written in the form

```
redeclare model extends BaseProperties(
  T(stateSelect=if preferredMediumStates then StateSelect.prefer else
StateSelect.default),
  p(stateSelect=if preferredMediumStates then StateSelect.prefer else
StateSelect.default)
equation
  h = h(T);
  u = h - R*T;
  p = d*R*T;
  ...
end BaseProperties;
```

If p, T are preferred states, these equations are **not** written in the recommended form, because d is not a function of p and T. If p,T would be states, it would be necessary to solve for the density:

$$d = p / (R * T)$$

If T or R are zero, this results in a division by zero. A tool does not know that R or T cannot become zero. Therefore, a tool must assume that p, T **cannot** always be selected as states and has to either use another static state selection or use dynamic state selection. The only other choice for static state selection is d,T, because h,u,p are given as functions of d,T. However, as potential states only variables appearing differentiated and variables declared with `StateSelect.prefer` or `StateSelect.always` are used. Since "d" does not appear differentiated and has `StateSelect.default`, it cannot be selected as a state. As a result, the tool has to select states dynamically during simulation. Since the equations above are non-linear and they are utilized in the dynamic state selection, a non-linear system of equations is present in every balance volume.

To summarize, for single substance ideal gas media there are the following two possibilities to get static state selection and linear systems of equations:

1. Use p,T as preferred states and write the equation for d in the form: $d = p / (T * R)$
2. Use d,T as preferred states and write the equation for p in the form: $p = d * T * R$

All other settings (other/no preferred states etc.) lead to dynamic state selection and non-linear systems of equations for a balance volume.

Multiple Substance Media

A medium consisting of multiple substance has to define two of "p,T,d,u,h" as well as the mass fractions X_i with `stateSelect=StateSelect.prefer` (if `BaseProperties.preferredMediumStates = true`) and has to provide the other three variables as functions of these states. Only then, static selection is possible for a tool.

Example for a multiple substance medium:

p, T and X_i are defined as preferred states and the equations are written in the form:

```
d = fp(p,T,Xi);
u = fu(p,T,Xi);
h = fh(p,T,Xi);
```

Since the balance equations are written in the form:

```
M = V*medium.d;
MXi = M*medium.Xi;
```

The variables M and MX_i appearing differentiated in the balance equations are provided as functions of d and X_i and since d is given as a function of p, T and X_i , it is possible to compute M and MX_i directly from the desired states. This means that static state selection is possible.

Modelica.Media.UsersGuide.MediumDefinition.TestOfMedium

After implementation of a new medium model, it should be tested. A basic test is already provided with model `Modelica.Media.Examples.Tests.Components.PartialTestModel` which might be used in the following way:

```
model TestOfMyMedium
  extends Modelica.Media.Examples.Tests.Components.PartialTestModel (
    redeclare package Medium = MyMedium);
end TestOfMyMedium;
```

It might be necessary to adapt or change initial values depending on the validity range of the medium. The model above should translate and simulate. If the medium model is written according to the suggestions given in the previous sections (and the Modelica translator has appropriate algorithms implemented), there should be only static state selection everywhere and no non-linear system of equations, provided h is an independent medium variable or is only a function of T. If h is a function of, say $h=h(p,T)$, one non-linear system of equations occurs that cannot be avoided.

The test model above can be used to test the most basic properties. Of course, more tests should be performed.

Modelica.Media.UsersGuide.ReleaseNotes

Version included in Modelica 3.0

See top-level release notes for MSL.

Version 1.0, 2005-03-01

Many improvements in the library, e.g., providing mixtures of the ideal gases, table based media, test suite for all media, improved and updated User's Guide.



Version 0.9, 2004-10-18

- Changed the redeclaration/extends within packages from the experimental feature to the language keywords introduced in Modelica 2.1.
- Re-introduced package "Water.SaltWater" in order to test substance mixtures (this medium model does not describe real mixing of water and salt).
- Started to improve the documentation in Modelica.Media.UsersGuide.MediumDefinition.BasicStructure

Version 0.792, 2003-10-28

This is the first version made available for the public for the Modelica'2003 conference (for evaluation).

Modelica.Media.UsersGuide.Contact**Main author and maintainer:**

Hubertus Tummescheit
Modelon AB
Ideon Science Park
SE-22730 Lund, Sweden
email: Hubertus.Tummescheit@Modelon.se

**Acknowledgements:**

The development of this library has been a collaborative effort and many have contributed:

- The essential parts of the media models have been implemented in the ThermoFluid library by Hubertus Tummescheit with help from Jonas Eborn and Falko Jens Wagner. These media models have been converted to the Modelica.Media interface definition and have been improved by Hubertus Tummescheit.
- The effort for the development of the Modelica.Media library has been organized by Martin Otter who also contributed to the design, implemented part of the generic models, contributed to the User's Guide and provided the generic test suite Modelica.Media.Examples.Tests.
- The basic idea for the medium model interface based on packages is from Michael Tiller who also contributed to the design.
- The first design of the medium model interface is from Hilding Elmqvist. The design and the implementation has been further improved at the Modelica design meetings in
Dearborn, Nov. 20-22, 2002
Dearborn, Sept. 2-4, 2003
Lund Jan. 28-30, 2004
Munich, May 26-28, 2004
Lund, Aug. 30-31, 2004
Dearborn, Nov. 15-17, 2004
Cremona Jan. 31 - Feb. 2, 2005.
- Hans Olsson, Sven Erik Mattsson and Hilding Elmqvist developed symbolic transformation algorithms and implemented them in Dymola to improve the efficiency considerably (e.g., to avoid non-linear systems of equations).
- Katrin Pröß implemented the moist air model
- Rüdiger Franke performed the first realistic tests of the Modelica.Media and Modelica_Fluid libraries and gave valuable feedback.
- Francesco Casella has been the most relentless bug-hunter and tester of the water and ideal gas properties. He also contributed to the User's Guide.
- John Batteh, Daniel Bouskela, Jonas Eborn, Andreas Idebrant, Charles Newman, Gerhart Schmitz, and the users of the ThermoFluid library provided many useful comments and feedback.

Modelica.Media.Examples

Demonstrate usage of property models (currently: simple tests)

Information










Examples

Physical properties for fluids are needed in so many different variants that a library can only provide models for the most common situations. With the following examples we are going to demonstrate how to use the existing packages and functions in Modelica.Media to customize these models for advanced applications. The high level functions try to abstract as much as possible from the fact that different media are based on different variables, e.g. ideal gases need pressure and temperature, while many refrigerants are based on Helmholtz functions of density and temperature, and many water properties are based on pressure and specific enthalpy. Medium properties are needed in control volumes in the dynamic state equations and in many thermodynamic state locations that are independent of the dynamic states of a control volume, e.g. at a wall temperature, an isentropic reference state or at a phase boundary. The general structure of the library is such that:

- Each medium has a model called BaseProperties. BaseProperties contains the minimum set of medium properties needed in a dynamic control volume model.
- Each instance of BaseProperties contains a "state" record that is an input to all the functions to compute properties. If these functions need further inputs, like e.g. the molarMass, these are accessible as constants in the package.
- The simplest way to compute properties at any other reference point is to declare an instance of ThermodynamicState and use that as input to arbitrary property functions.

A small library of generic volume, pipe, pump and ambient models is provided in Modelica.Media.Examples.Tests.Components to demonstrate how fluid components should be implemented that are using Modelica.Media models. This library is also used to test all media models in Modelica.Media.Examples.Tests.MediaTestModels.

Package Content

Name	Description
 SimpleLiquidWater	Example for Water.SimpleLiquidWater medium model
 IdealGasH2O	IdealGas H2O medium model
 WaterIF97	WaterIF97 medium model
 MixtureGases	Test gas mixtures
 MoistAir	Ideal gas flue gas model
 TwoPhaseWater	extension of the StandardWater package
 TestOnly	examples for testing purposes: move for final version
 Tests	Library to test that all media models simulate and fulfill the expected structural properties
 SolveOneNonlinearEquation	Demonstrate how to solve one non-linear algebraic equation in one unknown

Modelica.Media.Examples.SimpleLiquidWater

Example for Water.SimpleLiquidWater medium model



Information

Parameters

Type	Name	Default	Description
Volume	V	1	Volume [m3]
EnthalpyFlowRate	H_flow_ext	1.e6	Constant enthalpy flow rate into the volume [W]

Modelica.Media.Examples.IdealGasH2O

IdealGas H2O medium model



Information

An example for using ideal gas properties and how to compute isentropic enthalpy changes. The function that is implemented is approximate, but usually very good: the second medium record medium2 is given to compare the approximation.

Modelica.Media.Examples.WaterIF97

WaterIF97 medium model



Information

Parameters

Type	Name	Default	Description
VolumeFlowRate	dV	0.0	Fixed time derivative of volume [m3/s]
MassFlowRate	m_flow_ext	0	Fixed mass flow rate into volume [kg/s]
EnthalpyFlowRate	H_flow_ext	10000	Fixed enthalpy flow rate into volume [W]

Modelica.Media.Examples.MixtureGases

Test gas mixtures



Information

Parameters

Type	Name	Default	Description
Volume	V	1	Fixed size of volume 1 and volume 2 [m3]
MassFlowRate	m_flow_ext	0.01	Fixed mass flow rate in to volume 1 and in to volume 2 [kg/s]
EnthalpyFlowRate	H_flow_ext	5000	Fixed enthalpy flow rate in to volume and in to volume 2 [W]

Modelica.Media.Examples.MoistAir

Ideal gas flue gas model



Information

An example for using ideal gas properties and how to compute isentropic enthalpy changes. The function that is implemented is approximate, but usually very good: the second medium record medium2 is given to compare the approximation.

Parameters

Type	Name	Default	Description
MolarMass	MMx[2]	{Medium.dryair.MM,Medium.st e...	Vector of molar masses (consisting of dry air and of steam) [kg/mol]

Modelica.Media.Examples.TwoPhaseWater

extension of the StandardWater package

Information

Example: TwoPhaseWater

The TwoPhaseWater package demonstrates how to extend the parsimonius BaseProperties with a minimal set of properties from the standard water package with most properties that are needed in two-phase situations. The model also demonstrates how to compute additional properties for the medium model. In this scenario, that builds a new medium model with many more properties than the default, the standard BaseProperties is used as a basis. For additional properties, a user has to:

1. Declare a new variable of the wanted type, e.g. "DynamicViscosity eta".
2. Compute that variable by calling the function from the package, e.g. `eta = dynamicViscosity(state)`. Note that the instance of ThermodynamicState is used as an input to the function. This instance "state" is declared in PartialMedium and thus available in every medium model. A user does not have to know what actual variables are required to compute the dynamic viscosity, because the state instance is guaranteed to contain what is needed.
3. **Attention:** Many properties are not well defined in the two phase region and the functions might return undesired values if called there. It is the user's responsibility to take care of such situations. The example uses one of several possible models to compute an averaged viscosity for two-phase flows.

In two phase models, properties are often needed on the phase boundary just outside the two phase dome, right on the border.. To compute the thermodynamic state there, two auxiliary functions are provided:

setDewState(sat) and **setBubbleState(sat)**. They take an instance of SaturationProperties as input. By default they are in one-phase, but with the optional phase argument set to 2, the output is forced to be just inside the phase boundary. This is only needed when derivatives like cv are computed with are different on both sides of the boundaries. The usual steps to compute properties on the phase boundary are:






























1. Declare an instance of ThermodynamicState, e.g. "ThermodynamicState dew".
2. Compute the state, using an instance of SaturationProperties, e.g. `dew = setDewState(sat)`
3. Compute properties on the phase boundary to your full desire, e.g. "cp_d = specificHeatCapacityCp(dew)".
































The sample model TestTwoPhaseStates test the extended properties

















The same procedure can be used to compute properties at other state points, e.g. when an isentropic reference state is computed.







Package Content

Name	Description
------	-------------

 BaseProperties	Make StandardWater.BaseProperties non replaceable in order that inheritance is possible in model ExtendedProperties
 ExtendedProperties	plenty of two-phase properties
 TestTwoPhaseStates	Test the above model
Inherited	
 ThermodynamicState	thermodynamic state
ph_explicit	true if explicit in pressure and specific enthalpy
dT_explicit	true if explicit in density and temperature
pT_explicit	true if explicit in pressure and temperature
 density_ph	Computes density as a function of pressure and specific enthalpy
 temperature_ph	Computes temperature as a function of pressure and specific enthalpy
 temperature_ps	Compute temperature from pressure and specific enthalpy
 density_ps	Computes density as a function of pressure and specific enthalpy
 pressure_dT	Computes pressure as a function of density and temperature
 specificEnthalpy_dT	Computes specific enthalpy as a function of density and temperature
 specificEnthalpy_pT	Computes specific enthalpy as a function of pressure and temperature
 specificEnthalpy_ps	Computes specific enthalpy as a function of pressure and temperature
 density_pT	Computes density as a function of pressure and temperature
 setDewState	set the thermodynamic state on the dew line
 setBubbleState	set the thermodynamic state on the bubble line
 dynamicViscosity	Dynamic viscosity of water
 thermalConductivity	Thermal conductivity of water
 surfaceTension	Surface tension in two phase region of water
 pressure	return pressure of ideal gas
 temperature	return temperature of ideal gas
 density	return density of ideal gas
 specificEnthalpy	Return specific enthalpy
 specificInternalEnergy	Return specific internal energy
 specificGibbsEnergy	Return specific Gibbs energy
 specificHelmholtzEnergy	Return specific Helmholtz energy
 specificEntropy	specific entropy of water
 specificHeatCapacityCp	specific heat capacity at constant pressure of water
 specificHeatCapacityCv	specific heat capacity at constant volume of water
 isentropicExponent	Return isentropic exponent

 isothermalCompressibility	Isothermal compressibility of water
 isobaricExpansionCoefficient	isobaric expansion coefficient of water
 velocityOfSound	Return velocity of sound as a function of the thermodynamic state record
 isentropicEnthalpy	compute $h(p,s)$
 density_derh_p	density derivative by specific enthalpy
 density_derp_h	density derivative by pressure
 bubbleEnthalpy	boiling curve specific enthalpy of water
 dewEnthalpy	dew curve specific enthalpy of water
 bubbleEntropy	boiling curve specific entropy of water
 dewEntropy	dew curve specific entropy of water
 bubbleDensity	boiling curve specific density of water
 dewDensity	dew curve specific density of water
 saturationTemperature	saturation temperature of water
 saturationTemperature_derp	derivative of saturation temperature w.r.t. pressure
 saturationPressure	saturation pressure of water
 dBubbleDensity_dPressure	bubble point density derivative
 dDewDensity_dPressure	dew point density derivative
 dBubbleEnthalpy_dPressure	bubble point specific enthalpy derivative
 dDewEnthalpy_dPressure	dew point specific enthalpy derivative
 setState_dTX	Return thermodynamic state of water as function of d and T
 setState_phX	Return thermodynamic state of water as function of p and h
 setState_psX	Return thermodynamic state of water as function of p and s
 setState_pTX	Return thermodynamic state of water as function of p and T
smoothModel	true if the (derived) model should not generate state events
onePhase	true if the (derived) model should never be called with two-phase inputs
 FluidLimits	validity limits for fluid model
 FluidConstants	extended fluid constants
fluidConstants	constant data for the fluid
 SaturationProperties	Saturation properties of two phase medium
FixedPhase	phase of the fluid: 1 for 1-phase, 2 for two-phase, 0 for not known, e.g. interactive use
 setSat_T	Return saturation property record from temperature
 setSat_p	Return saturation property record from pressure
 saturationPressure_sat	Return saturation temperature
 saturationTemperature_sat	Return saturation temperature
 saturationTemperature_derp_sat	Return derivative of saturation temperature w.r.t. pressure

 molarMass	Return the molar mass of the medium
 specificEnthalpy_pTX	Return specific enthalpy from pressure, temperature and mass fraction
 temperature_phX	Return temperature from p, h, and X or Xi
 density_phX	Return density from p, h, and X or Xi
 temperature_psX	Return temperature from p, s, and X or Xi
 density_psX	Return density from p, s, and X or Xi
 specificEnthalpy_psX	Return specific enthalpy from p, s, and X or Xi
 setState_pT	Return thermodynamic state from p and T
 setState_ph	Return thermodynamic state from p and h
 setState_ps	Return thermodynamic state from p and s
 setState_dT	Return thermodynamic state from d and T
 setState_px	Return thermodynamic state from pressure and vapour quality
 setState_Tx	Return thermodynamic state from temperature and vapour quality
 vapourQuality	Return vapour quality
mediumName="unusablePartialMedium"	Name of the medium
substanceNames={mediumName}	Names of the mixture substances. Set substanceNames={mediumName} if only one substance.
extraPropertiesNames=fill("", 0)	Names of the additional (extra) transported properties. Set extraPropertiesNames=fill("",0) if unused
singleState	= true, if u and d are not a function of pressure
reducedX=true	= true if medium contains the equation $\sum(X) = 1.0$; set reducedX=true if only one substance (see docu for details)
fixedX=false	= true if medium contains the equation $X = \text{reference_X}$
reference_p=101325	Reference pressure of Medium: default 1 atmosphere
reference_T=298.15	Reference temperature of Medium: default 25 deg Celsius
reference_X=fill(1/nX, nX)	Default mass fractions of medium
p_default=101325	Default value for pressure of medium (for initialization)
T_default=Modelica.SIunits.Conversions.from_degC(20)	Default value for temperature of medium (for initialization)
h_default=specificEnthalpy_pTX(p_default, T_default, X_default)	Default value for specific enthalpy of medium (for initialization)
X_default=reference_X	Default value for mass fractions of medium (for initialization)
nS=size(substanceNames, 1)	Number of substances
nX=nS	Number of mass fractions
nXi=if fixedX then 0 else if reducedX then nS - 1 else nS	Number of structurally independent mass fractions (see docu for details)
nC=size(extraPropertiesNames, 1)	Number of extra (outside of standard mass-balance) transported properties
 prandtlNumber	Return the Prandtl number
 heatCapacity_cp	alias for deprecated name

 heatCapacity_cv	alias for deprecated name
 beta	alias for isobaricExpansionCoefficient for user convenience
 kappa	alias of isothermalCompressibility for user convenience
 density_derp_T	Return density derivative wrt pressure at const temperature
 density_derT_p	Return density derivative wrt temperature at constant pressure
 density_derX	Return density derivative wrt mass fraction
 density_pTX	Return density from p, T, and X or Xi
AbsolutePressure	Type for absolute pressure with medium specific attributes
Density	Type for density with medium specific attributes
DynamicViscosity	Type for dynamic viscosity with medium specific attributes
EnthalpyFlowRate	Type for enthalpy flow rate with medium specific attributes
MassFlowRate	Type for mass flow rate with medium specific attributes
MassFraction	Type for mass fraction with medium specific attributes
MoleFraction	Type for mole fraction with medium specific attributes
MolarMass	Type for molar mass with medium specific attributes
MolarVolume	Type for molar volume with medium specific attributes
IsentropicExponent	Type for isentropic exponent with medium specific attributes
SpecificEnergy	Type for specific energy with medium specific attributes
SpecificInternalEnergy	Type for specific internal energy with medium specific attributes
SpecificEnthalpy	Type for specific enthalpy with medium specific attributes
SpecificEntropy	Type for specific entropy with medium specific attributes
SpecificHeatCapacity	Type for specific heat capacity with medium specific attributes
SurfaceTension	Type for surface tension with medium specific attributes
Temperature	Type for temperature with medium specific attributes
ThermalConductivity	Type for thermal conductivity with medium specific attributes
PrandtlNumber	Type for Prandtl number with medium specific attributes
VelocityOfSound	Type for velocity of sound with medium specific attributes
ExtraProperty	Type for unspecified, mass-specific property transported by flow
CumulativeExtraProperty	Type for conserved integral of unspecified, mass specific property
ExtraPropertyFlowRate	Type for flow rate of unspecified, mass-specific property
IsobaricExpansionCoefficient	Type for isobaric expansion coefficient with medium specific attributes
DipoleMoment	Type for dipole moment with medium specific attributes
DerDensityByPressure	Type for partial derivative of density with respect to pressure with medium specific attributes
DerDensityByEnthalpy	Type for partial derivative of density with respect to enthalpy with medium specific attributes
DerEnthalpyByPressure	Type for partial derivative of enthalpy with respect to pressure with medium specific attributes
DerDensityByTemperature	Type for partial derivative of density with respect to temperature with medium specific attributes



Choices

Types, constants to define menu choices

Modelica.Media.Examples.TwoPhaseWater.BaseProperties

Make StandardWater.BaseProperties non replaceable in order that inheritance is possible in model ExtendedProperties



Parameters

Type	Name	Default	Description
Initialization			
Integer	phase.start	1	2 for two-phase, 1 for one-phase, 0 if not known
Advanced			
Boolean	preferredMediumStates	false	= true if StateSelect.prefer shall be used for the independent property variables of the medium

Modelica.Media.Examples.TwoPhaseWater.ExtendedProperties

plenty of two-phase properties



Parameters

Type	Name	Default	Description
Initialization			
Integer	phase.start	1	2 for two-phase, 1 for one-phase, 0 if not known
Advanced			
Boolean	preferredMediumStates	false	= true if StateSelect.prefer shall be used for the independent property variables of the medium

Modelica.Media.Examples.TwoPhaseWater.TestTwoPhaseStates

Test the above model



Information

For details see the documentation of the example package TwoPhaseWater

Parameters







Type	Name	Default	Description
Real	dh	80000.0	80 kJ/second
Real	dp	1.0e6	10 bars per second

Modelica.Media.Examples.TestOnly

examples for testing purposes: move for final version

Information

Package Content

Name	Description
 MixIdealGasAir	Ideal gas air medium model
 FlueGas	Ideal gas flue gas model
 N2AsMix	air and steam mixture (no condensation!, pseudo-mixture)
 IdealGasN2	Test IdealGas.SingleMedia.N2 medium model
 TestMedia	Test interfaces of media
 IdealGasN2Mix	Test IdealGas.SingleMedia.N2 medium model

Modelica.Media.Examples.TestOnly.MixIdealGasAir

Ideal gas air medium model



Information

An example for using ideal gas properties and how to compute isentropic enthalpy changes. The function that is implemented is approximate, but usually very good: the second medium record medium2 is given to compare the approximation.

Modelica.Media.Examples.TestOnly.FlueGas

Ideal gas flue gas model



Information

An example for using ideal gas properties and how to compute isentropic enthalpy changes. The function that is implemented is approximate, but usually very good: the second medium record medium2 is given to compare the approximation.

Parameters

Type	Name	Default	Description
MolarMass	MMx[4]	Medium.data.MM	Molar masses of flue gas [kg/mol]

Modelica.Media.Examples.TestOnly.N2AsMix

air and steam mixture (no condensation!, pseudo-mixture)

Information

Modelica.Media.Examples.TestOnly.IdealGasN2

Test IdealGas.SingleMedia.N2 medium model



Information

Parameters


Type	Name	Default	Description
Volume	V	1	Size of fixed volume [m3]
MassFlowRate	m_flow_ext	0.01	Mass flow rate into volume [kg/s]
EnthalpyFlowRate	H_flow_ext	5000	Enthalpy flow rate into volume [W]

Modelica.Media.Examples.TestOnly.TestMedia

Test interfaces of media

Information

Package Content

Name	Description
 TemplateMedium	Test Interfaces.TemplateMedium

Modelica.Media.Examples.TestOnly.TestMedia.TemplateMedium

Test Interfaces.TemplateMedium



Information

Modelica.Media.Examples.TestOnly.IdealGasN2Mix

Test IdealGas.SingleMedia.N2 medium model



Information

Parameters



Type	Name	Default	Description
Volume	V	1	Size of volume [m3]
MassFlowRate	m_flow_ext	0.01	Mass flow rate flowing into volume [kg/s]
EnthalpyFlowRate	H_flow_ext	5000	Enthalpy flow rate flowing into volume [W]

Modelica.Media.Examples.Tests

Library to test that all media models simulate and fulfill the expected structural properties

Information

Package Content










Name	Description
 Components	Functions, connectors and models needed for the media model tests
 MediaTestModels	Test models to test all media

Modelica.Media.Examples.Tests.Components

Functions, connectors and models needed for the media model tests

Information

Package Content

Name	Description
 FluidPort	Interface for quasi one-dimensional fluid flow in a piping network (incompressible or compressible, one or more phases, one or more substances)
 FluidPort_a	Fluid connector with filled icon
 FluidPort_b	Fluid connector with outlined icon
 PortVolume	Fixed volume associated with a port by the finite volume method
 FixedMassFlowRate	Ideal pump that produces a constant mass flow rate from a large reservoir at fixed temperature and mass fraction
 FixedAmbient	Ambient pressure, temperature and mass fraction source
 ShortPipe	Simple pressure loss in pipe
 PartialTestModel	Basic test model to test a medium
 PartialTestModel2	slightly larger test model to test a medium

Modelica.Media.Examples.Tests.Components.FluidPort


Interface for quasi one-dimensional fluid flow in a piping network (incompressible or compressible, one or more phases, one or more substances)

Information

Contents

Type	Name	Description
AbsolutePressure	p	Pressure in the connection point [Pa]
flow MassFlowRate	m_flow	Mass flow rate from the connection point into the component [kg/s]
SpecificEnthalpy	h	Specific mixture enthalpy in the connection point [J/kg]
flow EnthalpyFlowRate	H_flow	Enthalpy flow rate into the component (if m_flow > 0, H_flow = m_flow*h) [W]

MassFraction	$X_i[\text{Medium}.nX_i]$	Independent mixture mass fractions m_i/m in the connection point [kg/kg]
flow MassFlowRate	$mX_{i_flow}[\text{Medium}.nX_i]$	Mass flow rates of the independent substances from the connection point into the component (if $m_flow > 0$, $mX_flow = m_flow * X$) [kg/s]
ExtraProperty	$C[\text{Medium}.nC]$	properties c_i/m in the connection point
flow ExtraPropertyFlowRate	$mC_flow[\text{Medium}.nC]$	Flow rates of auxiliary properties from the connection point into the component (if $m_flow > 0$, $mC_flow = m_flow * C$)

Modelica.Media.Examples.Tests.Components.FluidPort_a**Fluid connector with filled icon****Information**


Modelica.Media.Examples.Tests.Components.FluidPort_a

Parameters

Type	Name	Default	Description
replaceable package Medium	PartialMedium		Medium model

Contents

Type	Name	Description
AbsolutePressure	p	Pressure in the connection point [Pa]
flow MassFlowRate	m_flow	Mass flow rate from the connection point into the component [kg/s]
SpecificEnthalpy	h	Specific mixture enthalpy in the connection point [J/kg]
flow EnthalpyFlowRate	H_flow	Enthalpy flow rate into the component (if $m_flow > 0$, $H_flow = m_flow * h$) [W]
MassFraction	$X_i[\text{Medium}.nX_i]$	Independent mixture mass fractions m_i/m in the connection point [kg/kg]
flow MassFlowRate	$mX_{i_flow}[\text{Medium}.nX_i]$	Mass flow rates of the independent substances from the connection point into the component (if $m_flow > 0$, $mX_flow = m_flow * X$) [kg/s]
ExtraProperty	$C[\text{Medium}.nC]$	properties c_i/m in the connection point
flow ExtraPropertyFlowRate	$mC_flow[\text{Medium}.nC]$	Flow rates of auxiliary properties from the connection point into the component (if $m_flow > 0$, $mC_flow = m_flow * C$)

Modelica.Media.Examples.Tests.Components.FluidPort_b**Fluid connector with outlined icon****Information****Parameters**


Type	Name	Default	Description
replaceable package Medium	PartialMedium		Medium model

Contents

Type	Name	Description
AbsolutePressure	p	Pressure in the connection point [Pa]
flow MassFlowRate	m_flow	Mass flow rate from the connection point into the component [kg/s]
SpecificEnthalpy	h	Specific mixture enthalpy in the connection point [J/kg]
flow EnthalpyFlowRate	H_flow	Enthalpy flow rate into the component (if m_flow > 0, H_flow = m_flow*h) [W]
MassFraction	Xi[Medium.nXi]	Independent mixture mass fractions m_i/m in the connection point [kg/kg]
flow MassFlowRate	mXi_flow[Medium.nXi]	Mass flow rates of the independent substances from the connection point into the component (if m_flow > 0, mX_flow = m_flow*X) [kg/s]
ExtraProperty	C[Medium.nC]	properties c_i/m in the connection point
flow ExtraPropertyFlowRate	mC_flow[Medium.nC]	Flow rates of auxiliary properties from the connection point into the component (if m_flow > 0, mC_flow = m_flow*C)

Modelica.Media.Examples.Tests.Components.PortVolume

Fixed volume associated with a port by the finite volume method



Information

This component models the **volume of fixed size** that is associated with the **fluid port** to which it is connected. This means that all medium properties inside the volume, are identical to the port medium properties. In particular, the specific enthalpy inside the volume (= medium.h) is always identical to the specific enthalpy in the port (port.h = medium.h). Usually, this model is used when discretizing a component according to the finite volume method into volumes in internal ports that only store energy and mass and into transport elements that just transport energy, mass and momentum between the internal ports without storing these quantities during the transport.

Parameters

Type	Name	Default	Description
Volume	V	1e-6	Fixed size of junction volume [m3]
Initial pressure or initial density			
Boolean	use_p_start	true	select p_start or d_start
AbsolutePressure	p_start	101325	Initial pressure [Pa]
Density	d_start	1	Initial density [kg/m3]
Initial temperature or initial specific enthalpy			
Boolean	use_T_start	true	select T_start or h_start
Temperature	T_start	Modelica.SIunits.Conversions...	Initial temperature [K]
SpecificEnthalpy	h_start	1.e4	Initial specific enthalpy [J/kg]
Only for multi-substance flow			
MassFraction	X_start[Medium.nX]		Initial mass fractions m_i/m [kg/kg]

Connectors

Type	Name	Description
FluidPort_a	port	

Modelica.Media.Examples.Tests.Components.FixedMassFlowRate

Ideal pump that produces a constant mass flow rate from a large reservoir at fixed temperature and mass fraction



Information

Parameters

Type	Name	Default	Description
MassFlowRate	m_flow		Fixed mass flow rate from an infinite reservoir to the fluid port [kg/s]
MassFraction	X_ambient[Medium.nX]		Ambient mass fractions m_i/m of reservoir [kg/kg]
Ambient temperature or ambient specific enthalpy			
Boolean	use_T_ambient	true	select T_ambient or h_ambient
Temperature	T_ambient	Modelica.SIunits.Conversions..	Ambient temperature [K]
SpecificEnthalpy	h_ambient	1.e4	Ambient specific enthalpy [J/kg]

Connectors

Type	Name	Description
FluidPort_b	port	

Modelica.Media.Examples.Tests.Components.FixedAmbient

Ambient pressure, temperature and mass fraction source



Information

Model **FixedAmbient_pt** defines constant values for ambient conditions:

- Ambient pressure.
- Ambient temperature.
- Ambient mass fractions (only for multi-substance flow).

Note, that ambient temperature and mass fractions have only an effect if the mass flow is from the ambient into the port. If mass is flowing from the port into the ambient, the ambient definitions, with exception of ambient pressure, do not have an effect.

Parameters

Type	Name	Default	Description
Ambient pressure or ambient density			
Boolean	use_p_ambient	true	select p_ambient or d_ambient

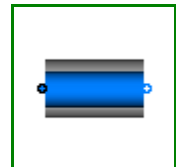
AbsolutePressure	p_ambient	101325	Ambient pressure [Pa]
Density	d_ambient	1	Ambient density [kg/m3]
Ambient temperature or ambient specific enthalpy			
Boolean	use_T_ambient	true	select T_ambient or h_ambient
Temperature	T_ambient	Modelica.SIunits.Conversions...	Ambient temperature [K]
SpecificEnthalpy	h_ambient	1.e4	Ambient specific enthalpy [J/kg]
Only for multi-substance flow			
MassFraction	X_ambient[Medium.nX]		Ambient mass fractions m_i/m [kg/kg]

Connectors

Type	Name	Description
FluidPort_b	port	

Modelica.Media.Examples.Tests.Components.ShortPipe

Simple pressure loss in pipe



Information

Model **ShortPipe** defines a simple pipe model with pressure loss due to friction. It is assumed that no mass or energy is stored in the pipe. The details of the pipe friction model are described [here](#).

Parameters

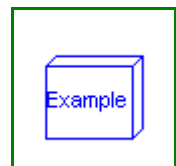
Type	Name	Default	Description
AbsolutePressure	dp_nominal		Nominal pressure drop [Pa]
MassFlowRate	m_flow_nominal		Nominal mass flow rate at nominal pressure drop [kg/s]

Connectors

Type	Name	Description
FluidPort_a	port_a	
FluidPort_b	port_b	

Modelica.Media.Examples.Tests.Components.PartialTestModel

Basic test model to test a medium



Information

Parameters

Type	Name	Default	Description
AbsolutePressure	p_start	Medium.p_default	Initial value of pressure [Pa]
Temperature	T_start	Medium.T_default	Initial value of temperature [K]
SpecificEnthalpy	h_start	Medium.h_default	Initial value of specific enthalpy [J/kg]
Real	X_start[Medium.nX]	Medium.X_default	Initial value of mass fractions

]		
--	---	--	--

Modelica.Media.Examples.Tests.Components.PartialTestModel2

slightly larger test model to test a medium



Information

Parameters






Type	Name	Default	Description
AbsolutePressure	p_start	1.0e5	Initial value of pressure [Pa]
Temperature	T_start	300	Initial value of temperature [K]
SpecificEnthalpy	h_start	1	Initial value of specific enthalpy [J/kg]
Real	X_start[Medium.nX]	Medium.reference_X	Initial value of mass fractions

Modelica.Media.Examples.Tests.MediaTestModels

Test models to test all media

Information

Package Content




Name	Description
 Air	Test models of library Modelica.Media.Air
 IdealGases	Test models of library Modelica.Media.IdealGases
 Incompressible	Test models of library Modelica.Media.Incompressible
 Water	Test models of library Modelica.Media.Water
 LinearFluid	Test models of library Modelica.Media.Incompressible

Modelica.Media.Examples.Tests.MediaTestModels.Air

Test models of library Modelica.Media.Air

Information

Package Content

Name	Description
 SimpleAir	Test Modelica.Media.Air.SimpleAir
 DryAirNasa	Test Modelica.Media.Air.DryAirNasa
 MoistAir	Test Modelica.Media.Air.MoistAir

Modelica.Media.Examples.Tests.MediaTestModels.Air.SimpleAir

Test Modelica.Media.Air.SimpleAir

**Information****Parameters**

Type	Name	Default	Description
replaceable package Medium		PartialMedium	Medium model
AbsolutePressure	p_start	Medium.p_default	Initial value of pressure [Pa]
Temperature	T_start	Medium.T_default	Initial value of temperature [K]
SpecificEnthalpy	h_start	Medium.h_default	Initial value of specific enthalpy [J/kg]
Real	X_start[Medium.nX]	Medium.X_default	Initial value of mass fractions

Connectors

Type	Name	Description
replaceable package Medium		Medium model

Modelica.Media.Examples.Tests.MediaTestModels.Air.DryAirNasa

Test Modelica.Media.Air.DryAirNasa

**Information****Parameters**

Type	Name	Default	Description
replaceable package Medium		PartialMedium	Medium model
AbsolutePressure	p_start	Medium.p_default	Initial value of pressure [Pa]
Temperature	T_start	Medium.T_default	Initial value of temperature [K]
SpecificEnthalpy	h_start	Medium.h_default	Initial value of specific enthalpy [J/kg]
Real	X_start[Medium.nX]	Medium.X_default	Initial value of mass fractions

Connectors

Type	Name	Description
replaceable package Medium		Medium model

Modelica.Media.Examples.Tests.MediaTestModels.Air.MoistAir

Test Modelica.Media.Air.MoistAir



Information

Parameters

Type	Name	Default	Description
replaceable package Medium		PartialMedium	Medium model
AbsolutePressure	p_start	Medium.p_default	Initial value of pressure [Pa]
Temperature	T_start	Medium.T_default	Initial value of temperature [K]
SpecificEnthalpy	h_start	Medium.h_default	Initial value of specific enthalpy [J/kg]
Real	X_start[Medium.nX]	Medium.X_default	Initial value of mass fractions





Connectors

Type	Name	Description
replaceable package Medium		Medium model

Modelica.Media.Examples.Tests.MediaTestModels.IdealGases

Test models of library Modelica.Media.IdealGases

Package Content

Name	Description
 Air	Test single gas Modelica.Media.IdealGases.SingleGases.Air
 Nitrogen	Test single gas Modelica.Media.IdealGases.SingleGases.N2
 SimpleNaturalGas	Test mixture gas Modelica.Media.IdealGases.MixtureGases.SimpleNaturalGas
 SimpleNaturalGasFixedComposition	Test mixture gas Modelica.Media.IdealGases.MixtureGases.SimpleNaturalGas

Modelica.Media.Examples.Tests.MediaTestModels.IdealGases.Air

Test single gas Modelica.Media.IdealGases.SingleGases.Air



Information

Parameters

Type	Name	Default	Description
replaceable package Medium		PartialMedium	Medium model
AbsolutePressure	p_start	Medium.p_default	Initial value of pressure [Pa]
Temperature	T_start	Medium.T_default	Initial value of temperature [K]
SpecificEnthalpy	h_start	Medium.h_default	Initial value of specific enthalpy [J/kg]
Real	X_start[Medium.nX]	Medium.X_default	Initial value of mass fractions

Connectors

Type	Name	Description
replaceable package Medium		Medium model

Modelica.Media.Examples.Tests.MediaTestModels.IdealGases.Nitrogen

Test single gas Modelica.Media.IdealGases.SingleGases.N2



Information

Parameters

Type	Name	Default	Description
replaceable package Medium		PartialMedium	Medium model
AbsolutePressure	p_start	Medium.p_default	Initial value of pressure [Pa]
Temperature	T_start	Medium.T_default	Initial value of temperature [K]
SpecificEnthalpy	h_start	Medium.h_default	Initial value of specific enthalpy [J/kg]
Real	X_start[Medium.nX]	Medium.X_default	Initial value of mass fractions

Connectors

Type	Name	Description
replaceable package Medium		Medium model

Modelica.Media.Examples.Tests.MediaTestModels.IdealGases.SimpleNaturalGas

Test mixture gas Modelica.Media.IdealGases.MixtureGases.SimpleNaturalGas



Information

Parameters

Type	Name	Default	Description
replaceable package Medium		PartialMedium	Medium model
AbsolutePressure	p_start	Medium.p_default	Initial value of pressure [Pa]
Temperature	T_start	Medium.T_default	Initial value of temperature [K]
SpecificEnthalpy	h_start	Medium.h_default	Initial value of specific enthalpy [J/kg]
Real	X_start[Medium.nX]	Medium.X_default	Initial value of mass fractions

Connectors

Type	Name	Description
replaceable package Medium		Medium model

Modelica.Media.Examples.Tests.MediaTestModels.IdealGases.SimpleNaturalGasFixedComposition

Test mixture gas Modelica.Media.IdealGases.MixtureGases.SimpleNaturalGas

**Parameters**

Type	Name	Default	Description
replaceable package Medium		PartialMedium	Medium model
AbsolutePressure	p_start	Medium.p_default	Initial value of pressure [Pa]
Temperature	T_start	Medium.T_default	Initial value of temperature [K]
SpecificEnthalpy	h_start	Medium.h_default	Initial value of specific enthalpy [J/kg]
Real	X_start[Medium.nX]	Medium.X_default	Initial value of mass fractions



Connectors

Type	Name	Description
replaceable package Medium		Medium model

Modelica.Media.Examples.Tests.MediaTestModels.Incompressible

Test models of library Modelica.Media.Incompressible

Information**Package Content**

Name	Description
 Glycol47	Test Modelica.Media.Incompressible.Examples.Glycol47
 Essotherm650	Test Modelica.Media.Incompressible.Examples.Essotherm65

Modelica.Media.Examples.Tests.MediaTestModels.Incompressible.Glycol47

Test Modelica.Media.Incompressible.Examples.Glycol47

**Information****Parameters**

Type	Name	Default	Description
replaceable package Medium		PartialMedium	Medium model
AbsolutePressure	p_start	Medium.p_default	Initial value of pressure [Pa]
Temperature	T_start	Medium.T_default	Initial value of temperature [K]
SpecificEnthalpy	h_start	Medium.h_default	Initial value of specific enthalpy [J/kg]
Real	X_start[Medium.nX]	Medium.X_default	Initial value of mass fractions

Connectors

Type	Name	Description
replaceable package Medium		Medium model

Modelica.Media.Examples.Tests.MediaTestModels.Incompressible.Essotherm650

Test Modelica.Media.Incompressible.Examples.Essotherm65



Information

Parameters

Type	Name	Default	Description
replaceable package Medium		PartialMedium	Medium model
AbsolutePressure	p_start	Medium.p_default	Initial value of pressure [Pa]
Temperature	T_start	Medium.T_default	Initial value of temperature [K]
SpecificEnthalpy	h_start	Medium.h_default	Initial value of specific enthalpy [J/kg]
Real	X_start[Medium.nX]	Medium.X_default	Initial value of mass fractions

Connectors

Type	Name	Description
replaceable package Medium		Medium model

Modelica.Media.Examples.Tests.MediaTestModels.Water

Test models of library Modelica.Media.Water

Information

Package Content

Name	Description
<input type="checkbox"/> ConstantPropertyLiquidWater	Test Modelica.Media.Water.ConstantPropertyLiquidWater
<input type="checkbox"/> IdealSteam	Test Modelica.Media.Water.IdealSteam
<input type="checkbox"/> WaterIF97OnePhase_ph	Test Modelica.Media.Water.WaterIF97OnePhase_ph
<input type="checkbox"/> WaterIF97_pT	Test Modelica.Media.Water.WaterIF97_pT
<input type="checkbox"/> WaterIF97_ph	Test Modelica.Media.Water.WaterIF97_ph

Modelica.Media.Examples.Tests.MediaTestModels.Water.ConstantPropertyLiquidWater

Test Modelica.Media.Water.ConstantPropertyLiquidWater

**Information****Parameters**

Type	Name	Default	Description
replaceable package Medium		PartialMedium	Medium model
AbsolutePressure	p_start	Medium.p_default	Initial value of pressure [Pa]
Temperature	T_start	Medium.T_default	Initial value of temperature [K]
SpecificEnthalpy	h_start	Medium.h_default	Initial value of specific enthalpy [J/kg]
Real	X_start[Medium.nX]	Medium.X_default	Initial value of mass fractions

Connectors

Type	Name	Description
replaceable package Medium		Medium model

Modelica.Media.Examples.Tests.MediaTestModels.Water.IdealSteam

Test Modelica.Media.Water.IdealSteam

**Information****Parameters**

Type	Name	Default	Description
replaceable package Medium		PartialMedium	Medium model
AbsolutePressure	p_start	Medium.p_default	Initial value of pressure [Pa]
Temperature	T_start	Medium.T_default	Initial value of temperature [K]
SpecificEnthalpy	h_start	Medium.h_default	Initial value of specific enthalpy [J/kg]
Real	X_start[Medium.nX]	Medium.X_default	Initial value of mass fractions

Connectors

Type	Name	Description
replaceable package Medium		Medium model

Modelica.Media.Examples.Tests.MediaTestModels.Water.WaterIF97OnePhase_ph

Test Modelica.Media.Water.WaterIF97OnePhase_ph



Information

Parameters

Type	Name	Default	Description
replaceable package	Medium	PartialMedium	Medium model
AbsolutePressure	p_start	Medium.p_default	Initial value of pressure [Pa]
Temperature	T_start	Medium.T_default	Initial value of temperature [K]
SpecificEnthalpy	h_start	Medium.h_default	Initial value of specific enthalpy [J/kg]
Real	X_start[Medium.nX]	Medium.X_default	Initial value of mass fractions

Connectors

Type	Name	Description
replaceable package	Medium	Medium model

Modelica.Media.Examples.Tests.MediaTestModels.Water.WaterIF97_pT

Test Modelica.Media.Water.WaterIF97_pT



Information

Parameters

Type	Name	Default	Description
replaceable package	Medium	PartialMedium	Medium model
AbsolutePressure	p_start	Medium.p_default	Initial value of pressure [Pa]
Temperature	T_start	Medium.T_default	Initial value of temperature [K]
SpecificEnthalpy	h_start	Medium.h_default	Initial value of specific enthalpy [J/kg]
Real	X_start[Medium.nX]	Medium.X_default	Initial value of mass fractions

Connectors

Type	Name	Description
replaceable package	Medium	Medium model

Modelica.Media.Examples.Tests.MediaTestModels.Water.WaterIF97_ph

Test Modelica.Media.Water.WaterIF97_ph



Information

Parameters

Type	Name	Default	Description
replaceable package	Medium	PartialMedium	Medium model

AbsolutePressure	p_start	Medium.p_default	Initial value of pressure [Pa]
Temperature	T_start	Medium.T_default	Initial value of temperature [K]
SpecificEnthalpy	h_start	Medium.h_default	Initial value of specific enthalpy [J/kg]
Real	X_start[Medium.nX]	Medium.X_default	Initial value of mass fractions

Connectors



Type	Name	Description
replaceable package	Medium	Medium model

Modelica.Media.Examples.Tests.MediaTestModels.LinearFluid

Test models of library Modelica.Media.Incompressible

Information

Package Content

Name	Description
 LinearColdWater	Test Modelica.Media.Incompressible.Examples.Glycol47
 LinearWater_pT	Test Modelica.Media.Incompressible.Examples.Essotherm65

Modelica.Media.Examples.Tests.MediaTestModels.LinearFluid.LinearColdWater

Test Modelica.Media.Incompressible.Examples.Glycol47



Information

Parameters

Type	Name	Default	Description
replaceable package	Medium	PartialMedium	Medium model
AbsolutePressure	p_start	Medium.p_default	Initial value of pressure [Pa]
Temperature	T_start	Medium.T_default	Initial value of temperature [K]
SpecificEnthalpy	h_start	Medium.h_default	Initial value of specific enthalpy [J/kg]
Real	X_start[Medium.nX]	Medium.X_default	Initial value of mass fractions

Connectors

Type	Name	Description
replaceable package	Medium	Medium model

Modelica.Media.Examples.Tests.MediaTestModels.LinearFluid.LinearWater_pT

Test Modelica.Media.Incompressible.Examples.Essotherm65



Information

Parameters

Type	Name	Default	Description
replaceable package Medium		PartialMedium	Medium model
AbsolutePressure	p_start	Medium.p_default	Initial value of pressure [Pa]
Temperature	T_start	Medium.T_default	Initial value of temperature [K]
SpecificEnthalpy	h_start	Medium.h_default	Initial value of specific enthalpy [J/kg]
Real	X_start[Medium.nX]	Medium.X_default	Initial value of mass fractions

Connectors

Type	Name	Description
replaceable package Medium		Medium model





Modelica.Media.Examples.SolveOneNonlinearEquation

Demonstrate how to solve one non-linear algebraic equation in one unknown

Information

This package demonstrates how to solve one non-linear algebraic equation in one unknown with function Modelica.Media.Common.OneNonLinearEquation.

Package Content

Name	Description
 Inverse_sine	Solve $y = A \cdot \sin(w \cdot x)$ for x , given y
 Inverse_sh_T	Solve $h = h_T(T)$, $s = s_T(T)$ for T , if h or s is given for ideal gas NASA
 InverseIncompressible_sh_T	inverse computation for incompressible media
 Inverse_sh_TX	Solve $h = h_{TX}(TX)$ for T , if h is given for ideal gas NASA

Modelica.Media.Examples.SolveOneNonlinearEquation.Inverse_sine

Solve $y = A \cdot \sin(w \cdot x)$ for x , given y



Information

This models solves the following non-linear equation

$$y = A \cdot \sin(w \cdot x); \rightarrow \text{determine } x \text{ for given } y$$

Translate model "Inverse_sine" and simulate for 0 sec. The result is printed to the output window.

Parameters

Type	Name	Default	Description
------	------	---------	-------------

Real	y_zero	0.5	Desired value of $A \cdot \sin(w \cdot x)$
Real	x_min	-1.7	Minimum value of x_zero
Real	x_max	1.7	Maximum value of x_zero
Real	A	1	
Real	w	1	
f_nonlinear_Data	data	Inverse_sine_definition.f_no...	

Modelica.Media.Examples.SolveOneNonlinearEquation.Inverse_sh_TSolve $h = h_T(T)$, $s = s_T(T)$ for T, if h or s is given for ideal gas NASA**Information****Parameters**

Type	Name	Default	Description
Temperature	T_min	300	Vary temperature linearly from T_min (time=0) upto T_max (time=1) [K]
Temperature	T_max	500	Vary temperature linearly from T_min (time=0) upto T_max (time=1) [K]
Pressure	p	1.0e5	Fixed pressure in model [Pa]

Modelica.Media.Examples.SolveOneNonlinearEquation.InverseIncompressible_sh_T

inverse computation for incompressible media

**Information****Parameters**

Type	Name	Default	Description
Temperature	T_min	Medium.T_min	Vary temperature linearly from T_min (time=0) upto T_max (time=1) [K]
Temperature	T_max	Medium.T_max	Vary temperature linearly from T_min (time=0) upto T_max (time=1) [K]
Pressure	p	1.0e5	Fixed pressure in model [Pa]

Modelica.Media.Examples.SolveOneNonlinearEquation.Inverse_sh_TXSolve $h = h_{TX}(TX)$ for T, if h is given for ideal gas NASA**Information****Parameters**

Type	Name	Default	Description
Temperature	T_min	300	Vary temperature linearly from T_min (time=0) upto T_max (time=1) [K]
Temperature	T_max	500	Vary temperature linearly from T_min (time=0) upto T_max (time=1) [K]

Pressure	p	1.0e5	Fixed pressure in model [Pa]
----------	---	-------	------------------------------










Modelica.Media.Interfaces

Interfaces for media models

Information

This package provides basic interfaces definitions of media models for different kind of media.

Package Content

Name	Description
 TemplateMedium	Template for media models
 PartialMedium	Partial medium properties (base package of all media packages)
 PartialPureSubstance	base class for pure substances of one chemical substance
 PartialLinearFluid	Generic pure liquid model with constant cp, compressibility and thermal expansion coefficients
 PartialMixtureMedium	Base class for pure substances of several chemical substances
 PartialCondensingGases	Base class for mixtures of condensing and non-condensing gases
 PartialTwoPhaseMedium	Base class for two phase medium of one substance
 PartialSimpleMedium	Medium model with linear dependency of u, h from temperature. All other quantities, especially density, are constant.
 PartialSimpleIdealGasMedium	Medium model of Ideal gas with constant cp and cv. All other quantities, e.g. transport properties, are constant.






Modelica.Media.Interfaces.TemplateMedium
















Template for media models












Information


This package is a **template** for **new medium** models. For a new medium model just make a copy of this package, remove the "partial" keyword from the package and provide the information that is requested in the comments of the Modelica source.

Package Content

Name	Description
cp_const=123456	Constant specific heat capacity at constant pressure
 BaseProperties	Base properties of medium
 ThermodynamicState	a selction of variables that uniquely defines the thermodynamic state
 dynamicViscosity	Return dynamic viscosity
 thermalConductivity	Return thermal conductivity
 specificEntropy	Return specific entropy

 specificHeatCapacityCp	Return specific heat capacity at constant pressure
 specificHeatCapacityCv	Return specific heat capacity at constant volume
 isentropicExponent	Return isentropic exponent
 velocityOfSound	Return velocity of sound
Inherited	
mediumName="unusablePartialMedium"	Name of the medium
substanceNames={mediumName}	Names of the mixture substances. Set substanceNames={mediumName} if only one substance.
extraPropertiesNames=fill("", 0)	Names of the additional (extra) transported properties. Set extraPropertiesNames=fill("",0) if unused
singleState	= true, if u and d are not a function of pressure
reducedX=true	= true if medium contains the equation $\sum(X) = 1.0$; set reducedX=true if only one substance (see docu for details)
fixedX=false	= true if medium contains the equation $X = \text{reference_X}$
reference_p=101325	Reference pressure of Medium: default 1 atmosphere
reference_T=298.15	Reference temperature of Medium: default 25 deg Celsius
reference_X=fill(1/nX, nX)	Default mass fractions of medium
p_default=101325	Default value for pressure of medium (for initialization)
T_default=Modelica.SIunits.Conversions.from_degC(20)	Default value for temperature of medium (for initialization)
h_default=specificEnthalpy_pTX(p_default, T_default, X_default)	Default value for specific enthalpy of medium (for initialization)
X_default=reference_X	Default value for mass fractions of medium (for initialization)
nS=size(substanceNames, 1)	Number of substances
nX=nS	Number of mass fractions
nXi=if fixedX then 0 else if reducedX then nS - 1 else nS	Number of structurally independent mass fractions (see docu for details)
nC=size(extraPropertiesNames, 1)	Number of extra (outside of standard mass-balance) transported properties
 FluidConstants	critical, triple, molecular and other standard data of fluid
 setState_pTX	Return thermodynamic state as function of p, T and composition X or Xi
 setState_phX	Return thermodynamic state as function of p, h and composition X or Xi
 setState_psX	Return thermodynamic state as function of p, s and composition X or Xi
 setState_dTX	Return thermodynamic state as function of d, T and composition X or Xi
 prandtlNumber	Return the Prandtl number
 pressure	Return pressure
 temperature	Return temperature
 density	Return density
 specificEnthalpy	Return specific enthalpy
 specificInternalEnergy	Return specific internal energy

 specificGibbsEnergy	Return specific Gibbs energy
 specificHelmholtzEnergy	Return specific Helmholtz energy
 heatCapacity_cp	alias for deprecated name
 heatCapacity_cv	alias for deprecated name
 isentropicEnthalpy	Return isentropic enthalpy
 isobaricExpansionCoefficient	Return overall the isobaric expansion coefficient beta
 beta	alias for isobaricExpansionCoefficient for user convenience
 isothermalCompressibility	Return overall the isothermal compressibility factor
 kappa	alias of isothermalCompressibility for user convenience
 density_derp_h	Return density derivative wrt pressure at const specific enthalpy
 density_derh_p	Return density derivative wrt specific enthalpy at constant pressure
 density_derp_T	Return density derivative wrt pressure at const temperature
 density_derT_p	Return density derivative wrt temperature at constant pressure
 density_derX	Return density derivative wrt mass fraction
 molarMass	Return the molar mass of the medium
 specificEnthalpy_pTX	Return specific enthalpy from p, T, and X or Xi
 density_pTX	Return density from p, T, and X or Xi
 temperature_phX	Return temperature from p, h, and X or Xi
 density_phX	Return density from p, h, and X or Xi
 temperature_psX	Return temperature from p,s, and X or Xi
 density_psX	Return density from p, s, and X or Xi
 specificEnthalpy_psX	Return specific enthalpy from p, s, and X or Xi
AbsolutePressure	Type for absolute pressure with medium specific attributes
Density	Type for density with medium specific attributes
DynamicViscosity	Type for dynamic viscosity with medium specific attributes
EnthalpyFlowRate	Type for enthalpy flow rate with medium specific attributes
MassFlowRate	Type for mass flow rate with medium specific attributes
MassFraction	Type for mass fraction with medium specific attributes
MoleFraction	Type for mole fraction with medium specific attributes
MolarMass	Type for molar mass with medium specific attributes
MolarVolume	Type for molar volume with medium specific attributes
IsentropicExponent	Type for isentropic exponent with medium specific attributes
SpecificEnergy	Type for specific energy with medium specific attributes
SpecificInternalEnergy	Type for specific internal energy with medium specific attributes
SpecificEnthalpy	Type for specific enthalpy with medium specific attributes
SpecificEntropy	Type for specific entropy with medium specific attributes
SpecificHeatCapacity	Type for specific heat capacity with medium specific

	attributes
SurfaceTension	Type for surface tension with medium specific attributes
Temperature	Type for temperature with medium specific attributes
ThermalConductivity	Type for thermal conductivity with medium specific attributes
PrandtlNumber	Type for Prandtl number with medium specific attributes
VelocityOfSound	Type for velocity of sound with medium specific attributes
ExtraProperty	Type for unspecified, mass-specific property transported by flow
CumulativeExtraProperty	Type for conserved integral of unspecified, mass specific property
ExtraPropertyFlowRate	Type for flow rate of unspecified, mass-specific property
IsobaricExpansionCoefficient	Type for isobaric expansion coefficient with medium specific attributes
DipoleMoment	Type for dipole moment with medium specific attributes
DerDensityByPressure	Type for partial derivative of density with respect to pressure with medium specific attributes
DerDensityByEnthalpy	Type for partial derivative of density with respect to enthalpy with medium specific attributes
DerEnthalpyByPressure	Type for partial derivative of enthalpy with respect to pressure with medium specific attributes
DerDensityByTemperature	Type for partial derivative of density with respect to temperature with medium specific attributes
 Choices	Types, constants to define menu choices

Types and constants

```

constant SpecificHeatCapacity cp_const = 123456
"Constant specific heat capacity at constant pressure";

```

Modelica.Media.Interfaces.TemplateMedium.BaseProperties

Base properties of medium

Information

Parameters

Type	Name	Default	Description
Boolean	standardOrderComponents	true	if true, and reducedX = true, the last element of X will be computed from the other ones
Advanced			
Boolean	preferredMediumStates	false	= true if StateSelect.prefer shall be used for the independent property variables of the medium

Modelica.Media.Interfaces.TemplateMedium.ThermodynamicState

a selection of variables that uniquely defines the thermodynamic state

Information

Modelica.Media.Interfaces.TemplateMedium.dynamicViscosity

Return dynamic viscosity



Information

Inputs

Type	Name	Default	Description
ThermodynamicState	state		thermodynamic state record

Outputs

Type	Name	Description
DynamicViscosity	eta	Dynamic viscosity [Pa.s]

Modelica.Media.Interfaces.TemplateMedium.thermalConductivity

Return thermal conductivity



Information

Inputs

Type	Name	Default	Description
ThermodynamicState	state		thermodynamic state record

Outputs

Type	Name	Description
ThermalConductivity	lambda	Thermal conductivity [W/(m.K)]

Modelica.Media.Interfaces.TemplateMedium.specificEntropy

Return specific entropy



Information

Inputs

Type	Name	Default	Description
ThermodynamicState	state		thermodynamic state record

Outputs

Type	Name	Description
SpecificEntropy	s	Specific entropy [J/(kg.K)]

Modelica.Media.Interfaces.TemplateMedium.specificHeatCapacityCp

Return specific heat capacity at constant pressure

**Information****Inputs**

Type	Name	Default	Description
ThermodynamicState	state		thermodynamic state record

Outputs

Type	Name	Description
SpecificHeatCapacity	cp	Specific heat capacity at constant pressure [J/(kg.K)]

Modelica.Media.Interfaces.TemplateMedium.specificHeatCapacityCv

Return specific heat capacity at constant volume

**Information****Inputs**

Type	Name	Default	Description
ThermodynamicState	state		thermodynamic state record

Outputs

Type	Name	Description
SpecificHeatCapacity	cv	Specific heat capacity at constant volume [J/(kg.K)]

Modelica.Media.Interfaces.TemplateMedium.isentropicExponent

Return isentropic exponent

**Information****Inputs**

Type	Name	Default	Description
ThermodynamicState	state		thermodynamic state record

Outputs

Type	Name	Description
IsentropicExponent	gamma	Isentropic exponent [1]

Modelica.Media.Interfaces.TemplateMedium.velocityOfSound

Return velocity of sound

**Information****Inputs**

Type	Name	Default	Description
ThermodynamicState	state		thermodynamic state record

Outputs

Type	Name	Description
VelocityOfSound	a	Velocity of sound [m/s]

Modelica.Media.Interfaces.PartialMedium




























Partial medium properties (base package of all media packages)


Information


PartialMedium is a package and contains all **declarations** for a medium. This means that constants, models, and functions are defined that every medium is supposed to support (some of them are optional). A medium package inherits from **PartialMedium** and provides the equations for the medium. The details of this package are described in [Modelica.Media.UsersGuide](#).

Package Content

Name	Description
mediumName="unusablePartialMedium"	Name of the medium
substanceNames={mediumName}	Names of the mixture substances. Set substanceNames={mediumName} if only one substance.
extraPropertiesNames=fill("", 0)	Names of the additional (extra) transported properties. Set extraPropertiesNames=fill("",0) if unused
singleState	= true, if u and d are not a function of pressure
reducedX=true	= true if medium contains the equation $\sum(X) = 1.0$; set reducedX=true if only one substance (see docu for details)
fixedX=false	= true if medium contains the equation $X = \text{reference_X}$
reference_p=101325	Reference pressure of Medium: default 1 atmosphere
reference_T=298.15	Reference temperature of Medium: default 25 deg Celsius
reference_X=fill(1/nX, nX)	Default mass fractions of medium
p_default=101325	Default value for pressure of medium (for initialization)
T_default=Modelica.SIunits.Conversions.from_degC(20)	Default value for temperature of medium (for initialization)
h_default=specificEnthalpy_pTX(p_default, T_default, X_default)	Default value for specific enthalpy of medium (for initialization)
X_default=reference_X	Default value for mass fractions of medium (for initialization)
nS=size(substanceNames, 1)	Number of substances
nX=nS	Number of mass fractions

$nXi = \text{if fixedX then } 0 \text{ else if reducedX then } nS - 1 \text{ else } nS$	Number of structurally independent mass fractions (see docu for details)
$nC = \text{size}(\text{extraPropertiesNames}, 1)$	Number of extra (outside of standard mass-balance) transported properties
 FluidConstants	critical, triple, molecular and other standard data of fluid
 ThermodynamicState	Minimal variable set that is available as input argument to every medium function
 BaseProperties	Base properties (p, d, T, h, u, R, MM and, if applicable, X and Xi) of a medium
 setState_pTX	Return thermodynamic state as function of p, T and composition X or Xi
 setState_phX	Return thermodynamic state as function of p, h and composition X or Xi
 setState_psX	Return thermodynamic state as function of p, s and composition X or Xi
 setState_dTX	Return thermodynamic state as function of d, T and composition X or Xi
 dynamicViscosity	Return dynamic viscosity
 thermalConductivity	Return thermal conductivity
 prandtlNumber	Return the Prandtl number
 pressure	Return pressure
 temperature	Return temperature
 density	Return density
 specificEnthalpy	Return specific enthalpy
 specificInternalEnergy	Return specific internal energy
 specificEntropy	Return specific entropy
 specificGibbsEnergy	Return specific Gibbs energy
 specificHelmholtzEnergy	Return specific Helmholtz energy
 specificHeatCapacityCp	Return specific heat capacity at constant pressure
 heatCapacity_cp	alias for deprecated name
 specificHeatCapacityCv	Return specific heat capacity at constant volume
 heatCapacity_cv	alias for deprecated name
 isentropicExponent	Return isentropic exponent
 isentropicEnthalpy	Return isentropic enthalpy
 velocityOfSound	Return velocity of sound
 isobaricExpansionCoefficient	Return overall the isobaric expansion coefficient beta
 beta	alias for isobaricExpansionCoefficient for user convenience
isothermalCompressibility	Return overall the isothermal compressibility factor
kappa	alias of isothermalCompressibility for user convenience
density_derp_h	Return density derivative wrt pressure at const specific enthalpy

 density_derh_p	Return density derivative wrt specific enthalpy at constant pressure
 density_derp_T	Return density derivative wrt pressure at const temperature
 density_derT_p	Return density derivative wrt temperature at constant pressure
 density_derX	Return density derivative wrt mass fraction
 molarMass	Return the molar mass of the medium
 specificEnthalpy_pTX	Return specific enthalpy from p, T, and X or Xi
 density_pTX	Return density from p, T, and X or Xi
 temperature_phX	Return temperature from p, h, and X or Xi
 density_phX	Return density from p, h, and X or Xi
 temperature_psX	Return temperature from p,s, and X or Xi
 density_psX	Return density from p, s, and X or Xi
 specificEnthalpy_psX	Return specific enthalpy from p, s, and X or Xi
AbsolutePressure	Type for absolute pressure with medium specific attributes
Density	Type for density with medium specific attributes
DynamicViscosity	Type for dynamic viscosity with medium specific attributes
EnthalpyFlowRate	Type for enthalpy flow rate with medium specific attributes
MassFlowRate	Type for mass flow rate with medium specific attributes
MassFraction	Type for mass fraction with medium specific attributes
MoleFraction	Type for mole fraction with medium specific attributes
MolarMass	Type for molar mass with medium specific attributes
MolarVolume	Type for molar volume with medium specific attributes
IsentropicExponent	Type for isentropic exponent with medium specific attributes
SpecificEnergy	Type for specific energy with medium specific attributes
SpecificInternalEnergy	Type for specific internal energy with medium specific attributes
SpecificEnthalpy	Type for specific enthalpy with medium specific attributes
SpecificEntropy	Type for specific entropy with medium specific attributes
SpecificHeatCapacity	Type for specific heat capacity with medium specific attributes
SurfaceTension	Type for surface tension with medium specific attributes
Temperature	Type for temperature with medium specific attributes
ThermalConductivity	Type for thermal conductivity with medium specific attributes
PrandtlNumber	Type for Prandtl number with medium specific attributes
VelocityOfSound	Type for velocity of sound with medium specific attributes
ExtraProperty	Type for unspecified, mass-specific property transported by flow
CumulativeExtraProperty	Type for conserved integral of unspecified, mass specific property
ExtraPropertyFlowRate	Type for flow rate of unspecified, mass-specific property
IsobaricExpansionCoefficient	Type for isobaric expansion coefficient with medium specific attributes
DipoleMoment	Type for dipole moment with medium specific attributes

DerDensityByPressure	Type for partial derivative of density with respect to pressure with medium specific attributes
DerDensityByEnthalpy	Type for partial derivative of density with respect to enthalpy with medium specific attributes
DerEnthalpyByPressure	Type for partial derivative of enthalpy with respect to pressure with medium specific attributes
DerDensityByTemperature	Type for partial derivative of density with respect to temperature with medium specific attributes
 Choices	Types, constants to define menu choices

Types and constants

```

constant String mediumName = "unusablePartialMedium" "Name of the medium";

constant String substanceNames[:]={mediumName}
"Names of the mixture substances. Set substanceNames={mediumName} if only one
substance.";

constant String extraPropertiesNames[:]=fill("", 0)
"Names of the additional (extra) transported properties. Set
extraPropertiesNames=fill("",0) if unused";

constant Boolean singleState
"= true, if u and d are not a function of pressure";

constant Boolean reducedX=true
"= true if medium contains the equation sum(X) = 1.0; set reducedX=true if
only one substance (see docu for details)";

constant Boolean fixedX=false
"= true if medium contains the equation X = reference_X";

constant AbsolutePressure reference_p=101325
"Reference pressure of Medium: default 1 atmosphere";

constant Temperature reference_T=298.15
"Reference temperature of Medium: default 25 deg Celsius";

constant MassFraction reference_X[nX]= fill(1/nX, nX)
"Default mass fractions of medium";

constant AbsolutePressure p_default=101325
"Default value for pressure of medium (for initialization)";

constant Temperature T_default = Modelica.SIunits.Conversions.from_degC(20)
"Default value for temperature of medium (for initialization)";

constant SpecificEnthalpy h_default = specificEnthalpy_pTX(p_default, T_default,
X_default)
"Default value for specific enthalpy of medium (for initialization)";

constant MassFraction X_default[nX]=reference_X
"Default value for mass fractions of medium (for initialization)";

```

```

final constant Integer nS=size(substanceNames, 1) "Number of substances";

constant Integer nX = nS "Number of mass fractions";

constant Integer nXi=if fixedX then 0 else if reducedX then nS - 1 else nS
"Number of structurally independent mass fractions (see docu for details)";

final constant Integer nC=size(extraPropertiesNames, 1)
"Number of extra (outside of standard mass-balance) transported properties";

type AbsolutePressure = SI.AbsolutePressure (
  min=0,
  max=1.e8,
  nominal=1.e5,
  start=1.e5) "Type for absolute pressure with medium specific attributes";

type Density = SI.Density (
  min=0,
  max=1.e5,
  nominal=1,
  start=1) "Type for density with medium specific attributes";

type DynamicViscosity = SI.DynamicViscosity (
  min=0,
  max=1.e8,
  nominal=1.e-3,
  start=1.e-3) "Type for dynamic viscosity with medium specific attributes";

type EnthalpyFlowRate = SI.EnthalpyFlowRate (
  nominal=1000.0,
  min=-1.0e8,
  max=1.e8) "Type for enthalpy flow rate with medium specific attributes";

type MassFlowRate = SI.MassFlowRate (
  quantity="MassFlowRate." + mediumName,
  min=-1.0e5,
  max=1.e5) "Type for mass flow rate with medium specific attributes";

type MassFraction = Real (
  quantity="MassFraction",
  final unit="kg/kg",
  min=0,
  max=1,
  nominal=0.1) "Type for mass fraction with medium specific attributes";

type MoleFraction = Real (
  quantity="MoleFraction",
  final unit="mol/mol",
  min=0,
  max=1,
  nominal=0.1) "Type for mole fraction with medium specific attributes";

type MolarMass = SI.MolarMass (
  min=0.001,
  max=0.25,

```

```
    nominal=0.032) "Type for molar mass with medium specific attributes";

type MolarVolume = SI.MolarVolume (
  min=1e-6,
  max=1.0e6,
  nominal=1.0) "Type for molar volume with medium specific attributes";

type IsentropicExponent = SI.RatioOfSpecificHeatCapacities (
  min=1,
  max=500000,
  nominal=1.2,
  start=1.2) "Type for isentropic exponent with medium specific attributes";

type SpecificEnergy = SI.SpecificEnergy (
  min=-1.0e8,
  max=1.e8,
  nominal=1.e6) "Type for specific energy with medium specific attributes";

type SpecificInternalEnergy = SpecificEnergy
  "Type for specific internal energy with medium specific attributes";

type SpecificEnthalpy = SI.SpecificEnthalpy (
  min=-1.0e8,
  max=1.e8,
  nominal=1.e6)
  "Type for specific enthalpy with medium specific attributes";

type SpecificEntropy = SI.SpecificEntropy (
  min=-1.e6,
  max=1.e6,
  nominal=1.e3) "Type for specific entropy with medium specific attributes";

type SpecificHeatCapacity = SI.SpecificHeatCapacity (
  min=0,
  max=1.e6,
  nominal=1.e3,
  start=1.e3)
  "Type for specific heat capacity with medium specific attributes";

type SurfaceTension = SI.SurfaceTension
  "Type for surface tension with medium specific attributes";

type Temperature = SI.Temperature (
  min=1,
  max=1.e4,
  nominal=300,
  start=300) "Type for temperature with medium specific attributes";

type ThermalConductivity = SI.ThermalConductivity (
  min=0,
  max=500,
  nominal=1,
  start=1) "Type for thermal conductivity with medium specific attributes";

type PrandtlNumber = SI.PrandtlNumber (
```

```

    min=1e-3,
    max=1e5,
    nominal=1.0) "Type for Prandtl number with medium specific attributes";

type VelocityOfSound = SI.Velocity (
    min=0,
    max=1.e5,
    nominal=1000,
    start=1000) "Type for velocity of sound with medium specific attributes";

type ExtraProperty = Real (min=0.0, start=1.0)
    "Type for unspecified, mass-specific property transported by flow";

type CumulativeExtraProperty = Real (min=0.0, start=1.0)
    "Type for conserved integral of unspecified, mass specific property";

type ExtraPropertyFlowRate = Real
    "Type for flow rate of unspecified, mass-specific property";

type IsobaricExpansionCoefficient = Real (
    min=1e-8,
    max=1.0e8,
    unit="1/K")
    "Type for isobaric expansion coefficient with medium specific attributes";

type DipoleMoment = Real (
    min=0.0,
    max=2.0,
    unit="debye",
    quantity="ElectricDipoleMoment")
    "Type for dipole moment with medium specific attributes";

type DerDensityByPressure = SI.DerDensityByPressure
    "Type for partial derivative of density with respect to pressure with medium
specific attributes";

type DerDensityByEnthalpy = SI.DerDensityByEnthalpy
    "Type for partial derivative of density with respect to enthalpy with medium
specific attributes";

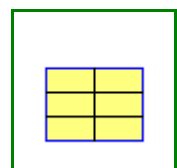
type DerEnthalpyByPressure = SI.DerEnthalpyByPressure
    "Type for partial derivative of enthalpy with respect to pressure with medium
specific attributes";

type DerDensityByTemperature = SI.DerDensityByTemperature
    "Type for partial derivative of density with respect to temperature with medium
specific attributes";

```

Modelica.Media.Interfaces.PartialMedium.FluidConstants

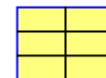
critical, triple, molecular and other standard data of fluid



Information

Modelica.Media.Interfaces.PartialMedium.ThermodynamicState

Minimal variable set that is available as input argument to every medium function



Information

Modelica.Media.Interfaces.PartialMedium.BaseProperties

Base properties (p, d, T, h, u, R, MM and, if applicable, X and Xi) of a medium



Information

Model **BaseProperties** is a model within package **PartialMedium** and contains the **declarations** of the minimum number of variables that every medium model is supposed to support. A specific medium inherits from model **BaseProperties** and provides the equations for the basic properties.

The BaseProperties model contains the following **7+nXi variables** (nXi is the number of independent mass fractions defined in package PartialMedium):

Variable	Unit	Description
T	K	temperature
p	Pa	absolute pressure
d	kg/m ³	density
h	J/kg	specific enthalpy
u	J/kg	specific internal energy
Xi[nXi]	kg/kg	independent mass fractions m _i /m
R	J/kg.K	gas constant
M	kg/mol	molar mass

In order to implement an actual medium model, one can extend from this base model and add **5 equations** that provide relations among these variables. Equations will also have to be added in order to set all the variables within the ThermodynamicState record state.

If standardOrderComponents=true, the full composition vector X[nX] is determined by the equations contained in this base class, depending on the independent mass fraction vector Xi[nXi].

Additional **2 + nXi** equations will have to be provided when using the BaseProperties model, in order to fully specify the thermodynamic conditions. The input connector qualifier applied to p, h, and nXi indirectly declares the number of missing equations, permitting advanced equation balance checking by Modelica tools. Please note that this doesn't mean that the additional equations should be connection equations, nor that exactly those variables should be supplied, in order to complete the model. For further information, see the Modelica.Media User's guide, and Section 4.7 (Balanced Models) of the Modelica 3.0 specification.

Parameters

Type	Name	Default	Description
Boolean	standardOrderComponents	true	if true, and reducedX = true, the last element of X will be computed from the other ones
Advanced			
Boolean	preferredMediumStates	false	= true if StateSelect.prefer shall be used for the independent

			property variables of the medium
--	--	--	----------------------------------

Modelica.Media.Interfaces.PartialMedium.setState_pTX

Return thermodynamic state as function of p, T and composition X or Xi

**Information****Inputs**

Type	Name	Default	Description
AbsolutePressure	p		Pressure [Pa]
Temperature	T		Temperature [K]
MassFraction	X[:]	reference_X	Mass fractions [kg/kg]

Outputs

Type	Name	Description
ThermodynamicState	state	thermodynamic state record

Modelica.Media.Interfaces.PartialMedium.setState_phX

Return thermodynamic state as function of p, h and composition X or Xi

**Information****Inputs**

Type	Name	Default	Description
AbsolutePressure	p		Pressure [Pa]
SpecificEnthalpy	h		Specific enthalpy [J/kg]
MassFraction	X[:]	reference_X	Mass fractions [kg/kg]

Outputs

Type	Name	Description
ThermodynamicState	state	thermodynamic state record

Modelica.Media.Interfaces.PartialMedium.setState_psX

Return thermodynamic state as function of p, s and composition X or Xi

**Information****Inputs**

Type	Name	Default	Description
AbsolutePressure	p		Pressure [Pa]

SpecificEntropy	s		Specific entropy [J/(kg.K)]
MassFraction	X[:]	reference_X	Mass fractions [kg/kg]

Outputs

Type	Name	Description
ThermodynamicState	state	thermodynamic state record

Modelica.Media.Interfaces.PartialMedium.setState_dTX

Return thermodynamic state as function of d, T and composition X or Xi



Information

Inputs

Type	Name	Default	Description
Density	d		density [kg/m3]
Temperature	T		Temperature [K]
MassFraction	X[:]	reference_X	Mass fractions [kg/kg]

Outputs

Type	Name	Description
ThermodynamicState	state	thermodynamic state record

Modelica.Media.Interfaces.PartialMedium.dynamicViscosity

Return dynamic viscosity



Information

Inputs

Type	Name	Default	Description
ThermodynamicState	state		thermodynamic state record

Outputs

Type	Name	Description
DynamicViscosity	eta	Dynamic viscosity [Pa.s]

Modelica.Media.Interfaces.PartialMedium.thermalConductivity

Return thermal conductivity



Information

Inputs

Type	Name	Default	Description
ThermodynamicState	state		thermodynamic state record

Outputs

Type	Name	Description
ThermalConductivity	lambda	Thermal conductivity [W/(m.K)]

Modelica.Media.Interfaces.PartialMedium.prandtlNumber

Return the Prandtl number



Inputs

Type	Name	Default	Description
ThermodynamicState	state		thermodynamic state record

Outputs

Type	Name	Description
PrandtlNumber	Pr	Prandtl number [1]

Modelica.Media.Interfaces.PartialMedium.pressure

Return pressure



Information

Inputs

Type	Name	Default	Description
ThermodynamicState	state		thermodynamic state record

Outputs

Type	Name	Description
AbsolutePressure	p	Pressure [Pa]

Modelica.Media.Interfaces.PartialMedium.temperature

Return temperature



Inputs

Type	Name	Default	Description
ThermodynamicState	state		thermodynamic state record

Outputs

Type	Name	Description
Temperature	T	Temperature [K]

Modelica.Media.Interfaces.PartialMedium.density

Return density

**Information****Inputs**

Type	Name	Default	Description
ThermodynamicState	state		thermodynamic state record

Outputs

Type	Name	Description
Density	d	Density [kg/m3]

Modelica.Media.Interfaces.PartialMedium.specificEnthalpy

Return specific enthalpy

**Information****Inputs**

Type	Name	Default	Description
ThermodynamicState	state		thermodynamic state record

Outputs

Type	Name	Description
SpecificEnthalpy	h	Specific enthalpy [J/kg]

Modelica.Media.Interfaces.PartialMedium.specificInternalEnergy

Return specific internal energy

**Information****Inputs**

Type	Name	Default	Description
ThermodynamicState	state		thermodynamic state record

Outputs

Type	Name	Description
SpecificEnergy	u	Specific internal energy [J/kg]

Modelica.Media.Interfaces.PartialMedium.specificEntropy

Return specific entropy

**Information****Inputs**

Type	Name	Default	Description
ThermodynamicState	state		thermodynamic state record

Outputs

Type	Name	Description
SpecificEntropy	s	Specific entropy [J/(kg.K)]

Modelica.Media.Interfaces.PartialMedium.specificGibbsEnergy

Return specific Gibbs energy

**Information****Inputs**

Type	Name	Default	Description
ThermodynamicState	state		thermodynamic state record

Outputs

Type	Name	Description
SpecificEnergy	g	Specific Gibbs energy [J/kg]

Modelica.Media.Interfaces.PartialMedium.specificHelmholtzEnergy

Return specific Helmholtz energy

**Information****Inputs**

Type	Name	Default	Description
ThermodynamicState	state		thermodynamic state record

Outputs

Type	Name	Description
SpecificEnergy	f	Specific Helmholtz energy [J/kg]

Modelica.Media.Interfaces.PartialMedium.specificHeatCapacityCp

Return specific heat capacity at constant pressure

Information

Inputs

Type	Name	Default	Description
ThermodynamicState	state		thermodynamic state record

Outputs

Type	Name	Description
SpecificHeatCapacity	cp	Specific heat capacity at constant pressure [J/(kg.K)]

Modelica.Media.Interfaces.PartialMedium.heatCapacity_cp

alias for deprecated name

Inputs

Type	Name	Default	Description
ThermodynamicState	state		thermodynamic state record

Outputs

Type	Name	Description
SpecificHeatCapacity	cp	Specific heat capacity at constant pressure [J/(kg.K)]

Modelica.Media.Interfaces.PartialMedium.specificHeatCapacityCv

Return specific heat capacity at constant volume

Information

Inputs

Type	Name	Default	Description
ThermodynamicState	state		thermodynamic state record

Outputs

Type	Name	Description
SpecificHeatCapacity	cv	Specific heat capacity at constant volume [J/(kg.K)]

Modelica.Media.Interfaces.PartialMedium.heatCapacity_cv

alias for deprecated name

**Inputs**

Type	Name	Default	Description
ThermodynamicState	state		thermodynamic state record

Outputs

Type	Name	Description
SpecificHeatCapacity	cv	Specific heat capacity at constant volume [J/(kg.K)]

Modelica.Media.Interfaces.PartialMedium.isentropicExponent

Return isentropic exponent

**Information****Inputs**

Type	Name	Default	Description
ThermodynamicState	state		thermodynamic state record

Outputs

Type	Name	Description
IsentropicExponent	gamma	Isentropic exponent [1]

Modelica.Media.Interfaces.PartialMedium.isentropicEnthalpy

Return isentropic enthalpy

**Information****Inputs**

Type	Name	Default	Description
AbsolutePressure	p_downstream		downstream pressure [Pa]
ThermodynamicState	refState		reference state for entropy

Outputs

Type	Name	Description
SpecificEnthalpy	h_is	Isentropic enthalpy [J/kg]

Modelica.Media.Interfaces.PartialMedium.velocityOfSound

Return velocity of sound

**Information****Inputs**

Type	Name	Default	Description
ThermodynamicState	state		thermodynamic state record

Outputs

Type	Name	Description
VelocityOfSound	a	Velocity of sound [m/s]

Modelica.Media.Interfaces.PartialMedium.isobaricExpansionCoefficient

Return overall the isobaric expansion coefficient beta

**Information****Inputs**

Type	Name	Default	Description
ThermodynamicState	state		thermodynamic state record

Outputs

Type	Name	Description
IsobaricExpansionCoefficient	beta	Isobaric expansion coefficient [1/K]

Modelica.Media.Interfaces.PartialMedium.beta

alias for isobaricExpansionCoefficient for user convenience

**Inputs**

Type	Name	Default	Description
ThermodynamicState	state		thermodynamic state record

Outputs

Type	Name	Description
IsobaricExpansionCoefficient	beta	Isobaric expansion coefficient [1/K]

Modelica.Media.Interfaces.PartialMedium.isothermalCompressibility

Return overall the isothermal compressibility factor



Information

Inputs

Type	Name	Default	Description
ThermodynamicState	state		thermodynamic state record

Outputs

Type	Name	Description
IsothermalCompressibility	kappa	Isothermal compressibility [1/Pa]

Modelica.Media.Interfaces.PartialMedium.kappa

alias of isothermalCompressibility for user convenience



Inputs

Type	Name	Default	Description
ThermodynamicState	state		thermodynamic state record

Outputs

Type	Name	Description
IsothermalCompressibility	kappa	Isothermal compressibility [1/Pa]

Modelica.Media.Interfaces.PartialMedium.density_derp_h

Return density derivative wrt pressure at const specific enthalpy



Information

Inputs

Type	Name	Default	Description
ThermodynamicState	state		thermodynamic state record

Outputs

Type	Name	Description
DerDensityByPressure	ddph	Density derivative wrt pressure [s2/m2]

Modelica.Media.Interfaces.PartialMedium.density_derh_p

Return density derivative wrt specific enthalpy at constant pressure



Information

Inputs

Type	Name	Default	Description
ThermodynamicState	state		thermodynamic state record

Outputs

Type	Name	Description
DerDensityByEnthalpy	ddhp	Density derivative wrt specific enthalpy [kg.s2/m5]

Modelica.Media.Interfaces.PartialMedium.density_derp_T

Return density derivative wrt pressure at const temperature



Information

Inputs

Type	Name	Default	Description
ThermodynamicState	state		thermodynamic state record

Outputs

Type	Name	Description
DerDensityByPressure	ddpT	Density derivative wrt pressure [s2/m2]

Modelica.Media.Interfaces.PartialMedium.density_derT_p

Return density derivative wrt temperature at constant pressure



Information

Inputs

Type	Name	Default	Description
ThermodynamicState	state		thermodynamic state record

Outputs

Type	Name	Description
DerDensityByTemperature	ddTp	Density derivative wrt temperature [kg/(m3.K)]

Modelica.Media.Interfaces.PartialMedium.density_derX

Return density derivative wrt mass fraction



Information

Inputs

Type	Name	Default	Description
ThermodynamicState	state		thermodynamic state record

Outputs

Type	Name	Description
Density	dddX[nX]	Derivative of density wrt mass fraction [kg/m3]

Modelica.Media.Interfaces.PartialMedium.molarMass

Return the molar mass of the medium

Information

Inputs

Type	Name	Default	Description
ThermodynamicState	state		thermodynamic state record

Outputs

Type	Name	Description
MolarMass	MM	Mixture molar mass [kg/mol]

Modelica.Media.Interfaces.PartialMedium.specificEnthalpy_pTX

Return specific enthalpy from p, T, and X or Xi

Information

Inputs

Type	Name	Default	Description
AbsolutePressure	p		Pressure [Pa]
Temperature	T		Temperature [K]
MassFraction	X[:]	reference_X	Mass fractions [kg/kg]

Outputs

Type	Name	Description
SpecificEnthalpy	h	Specific enthalpy [J/kg]

Modelica.Media.Interfaces.PartialMedium.density_pTX

Return density from p, T, and X or Xi



Information

Inputs

Type	Name	Default	Description
AbsolutePressure	p		Pressure [Pa]
Temperature	T		Temperature [K]
MassFraction	X[:]		Mass fractions [kg/kg]

Outputs

Type	Name	Description
Density	d	Density [kg/m3]

Modelica.Media.Interfaces.PartialMedium.temperature_phX

Return temperature from p, h, and X or Xi



Information

Inputs

Type	Name	Default	Description
AbsolutePressure	p		Pressure [Pa]
SpecificEnthalpy	h		Specific enthalpy [J/kg]
MassFraction	X[:]	reference_X	Mass fractions [kg/kg]

Outputs

Type	Name	Description
Temperature	T	Temperature [K]

Modelica.Media.Interfaces.PartialMedium.density_phX

Return density from p, h, and X or Xi



Information

Inputs

Type	Name	Default	Description
AbsolutePressure	p		Pressure [Pa]
SpecificEnthalpy	h		Specific enthalpy [J/kg]
MassFraction	X[:]	reference_X	Mass fractions [kg/kg]

Outputs

Type	Name	Description
Density	d	Density [kg/m3]

Modelica.Media.Interfaces.PartialMedium.temperature_psX

Return temperature from p,s, and X or Xi

**Information****Inputs**

Type	Name	Default	Description
AbsolutePressure	p		Pressure [Pa]
SpecificEntropy	s		Specific entropy [J/(kg.K)]
MassFraction	X[:]	reference_X	Mass fractions [kg/kg]

Outputs

Type	Name	Description
Temperature	T	Temperature [K]

Modelica.Media.Interfaces.PartialMedium.density_psX

Return density from p, s, and X or Xi

**Information****Inputs**

Type	Name	Default	Description
AbsolutePressure	p		Pressure [Pa]
SpecificEntropy	s		Specific entropy [J/(kg.K)]
MassFraction	X[:]	reference_X	Mass fractions [kg/kg]

Outputs

Type	Name	Description
Density	d	Density [kg/m3]

Modelica.Media.Interfaces.PartialMedium.specificEnthalpy_psX

Return specific enthalpy from p, s, and X or Xi

**Information****Inputs**

Type	Name	Default	Description
AbsolutePressure	p		Pressure [Pa]
SpecificEntropy	s		Specific entropy [J/(kg.K)]

MassFraction	X[:]	reference_X	Mass fractions [kg/kg]
--------------	------	-------------	------------------------

Outputs

Type	Name	Description
SpecificEnthalpy	h	Specific enthalpy [J/kg]

Modelica.Media.Interfaces.PartialMedium.Choices

Types, constants to define menu choices

Package Content

Name	Description
Init	Enumeration defining initialization for fluid flow
ReferenceEnthalpy	Enumeration defining the reference enthalpy of a medium
ReferenceEntropy	Enumeration defining the reference entropy of a medium
pd	Enumeration defining whether p or d are known for the boundary condition
Th	Enumeration defining whether T or h are known as boundary condition

Types and constants

```
type Init = enumeration(  
  NoInit "NoInit (no initialization)",  
  InitialStates "InitialStates (initialize medium states)",  
  SteadyState "SteadyState (initialize in steady state)",  
  SteadyMass "SteadyMass (initialize density or pressure in steady state)"  
  "Enumeration defining initialization for fluid flow";  
  
type ReferenceEnthalpy = enumeration(  
  ZeroAt0K  
    "The enthalpy is 0 at 0 K (default), if the enthalpy of formation is  
excluded",  
  
  ZeroAt25C  
    "The enthalpy is 0 at 25 degC, if the enthalpy of formation is excluded",  
  
  UserDefined  
    "The user-defined reference enthalpy is used at 293.15 K (25 degC)"  
  "Enumeration defining the reference enthalpy of a medium";  
  
type ReferenceEntropy = enumeration(  
  ZeroAt0K "The entropy is 0 at 0 K (default)",  
  ZeroAt0C "The entropy is 0 at 0 degC",  
  UserDefined  
    "The user-defined reference entropy is used at 293.15 K (25 degC)"  
  "Enumeration defining the reference entropy of a medium";  
  
type pd = enumeration(  
  default "Default (no boundary condition for p or d)",  
  p_known "p_known (pressure p is known)",  
  d_known "d_known (density d is known)"  
  "Enumeration defining whether p or d are known for the boundary condition";
```

```















type Th = enumeration(
  default "Default (no boundary condition for T or h)",
  T_known "T_known (temperature T is known)",
  h_known "h_known (specific enthalpy h is known)"
  "Enumeration defining whether T or h are known as boundary condition";




























```



Modelica.Media.Interfaces.PartialPureSubstance

base class for pure substances of one chemical substance

Package Content

Name	Description
 setState_pT	Return thermodynamic state from p and T
 setState_ph	Return thermodynamic state from p and h
 setState_ps	Return thermodynamic state from p and s
 setState_dT	Return thermodynamic state from d and T
 density_ph	Return density from p and h
 temperature_ph	Return temperature from p and h
 pressure_dT	Return pressure from d and T
 specificEnthalpy_dT	Return specific enthalpy from d and T
 specificEnthalpy_ps	Return specific enthalpy from p and s
 temperature_ps	Return temperature from p and s
 density_ps	Return density from p and s
 specificEnthalpy_pT	Return specific enthalpy from p and T
 density_pT	Return density from p and T
 BaseProperties	
Inherited	
mediumName="unusablePartialMedium"	Name of the medium
substanceNames={mediumName}	Names of the mixture substances. Set substanceNames={mediumName} if only one substance.
extraPropertiesNames=fill("", 0)	Names of the additional (extra) transported properties. Set extraPropertiesNames=fill("",0) if unused
singleState	= true, if u and d are not a function of pressure
reducedX=true	= true if medium contains the equation $\sum(X) = 1.0$; set reducedX=true if only one substance (see docu for details)
fixedX=false	= true if medium contains the equation $X = \text{reference_X}$
reference_p=101325	Reference pressure of Medium: default 1 atmosphere
reference_T=298.15	Reference temperature of Medium: default 25 deg Celsius
reference_X=fill(1/nX, nX)	Default mass fractions of medium
p_default=101325	Default value for pressure of medium (for initialization)
T_default=Modelica.SIunits.Conversions.from_degC(20)	Default value for temperature of medium (for initialization)

<code>h_default=specificEnthalpy_pTX(p_default, T_default, X_default)</code>	Default value for specific enthalpy of medium (for initialization)
<code>X_default=reference_X</code>	Default value for mass fractions of medium (for initialization)
<code>nS=size(substanceNames, 1)</code>	Number of substances
<code>nX=nS</code>	Number of mass fractions
<code>nXi=if fixedX then 0 else if reducedX then nS - 1 else nS</code>	Number of structurally independent mass fractions (see docu for details)
<code>nC=size(extraPropertiesNames, 1)</code>	Number of extra (outside of standard mass-balance) transported properties
 <code>FluidConstants</code>	critical, triple, molecular and other standard data of fluid
 <code>ThermodynamicState</code>	Minimal variable set that is available as input argument to every medium function
 <code>setState_pTX</code>	Return thermodynamic state as function of p, T and composition X or Xi
 <code>setState_phX</code>	Return thermodynamic state as function of p, h and composition X or Xi
 <code>setState_psX</code>	Return thermodynamic state as function of p, s and composition X or Xi
 <code>setState_dTX</code>	Return thermodynamic state as function of d, T and composition X or Xi
 <code>dynamicViscosity</code>	Return dynamic viscosity
 <code>thermalConductivity</code>	Return thermal conductivity
 <code>prandtlNumber</code>	Return the Prandtl number
 <code>pressure</code>	Return pressure
 <code>temperature</code>	Return temperature
 <code>density</code>	Return density
 <code>specificEnthalpy</code>	Return specific enthalpy
 <code>specificInternalEnergy</code>	Return specific internal energy
 <code>specificEntropy</code>	Return specific entropy
 <code>specificGibbsEnergy</code>	Return specific Gibbs energy
 <code>specificHelmholtzEnergy</code>	Return specific Helmholtz energy
 <code>specificHeatCapacityCp</code>	Return specific heat capacity at constant pressure
 <code>heatCapacity_cp</code>	alias for deprecated name
 <code>specificHeatCapacityCv</code>	Return specific heat capacity at constant volume
 <code>heatCapacity_cv</code>	alias for deprecated name
 <code>isentropicExponent</code>	Return isentropic exponent
 <code>isentropicEnthalpy</code>	Return isentropic enthalpy
 <code>velocityOfSound</code>	Return velocity of sound
 <code>isobaricExpansionCoefficient</code>	Return overall the isobaric expansion coefficient beta
 <code>beta</code>	alias for isobaricExpansionCoefficient for user convenience
 <code>isothermalCompressibility</code>	Return overall the isothermal compressibility factor

 kappa	alias of isothermalCompressibility for user convenience
 density_derp_h	Return density derivative wrt pressure at const specific enthalpy
 density_derh_p	Return density derivative wrt specific enthalpy at constant pressure
 density_derp_T	Return density derivative wrt pressure at const temperature
 density_derT_p	Return density derivative wrt temperature at constant pressure
 density_derX	Return density derivative wrt mass fraction
 molarMass	Return the molar mass of the medium
 specificEnthalpy_pTX	Return specific enthalpy from p, T, and X or Xi
 density_pTX	Return density from p, T, and X or Xi
 temperature_phX	Return temperature from p, h, and X or Xi
 density_phX	Return density from p, h, and X or Xi
 temperature_psX	Return temperature from p,s, and X or Xi
 density_psX	Return density from p, s, and X or Xi
 specificEnthalpy_psX	Return specific enthalpy from p, s, and X or Xi
AbsolutePressure	Type for absolute pressure with medium specific attributes
Density	Type for density with medium specific attributes
DynamicViscosity	Type for dynamic viscosity with medium specific attributes
EnthalpyFlowRate	Type for enthalpy flow rate with medium specific attributes
MassFlowRate	Type for mass flow rate with medium specific attributes
MassFraction	Type for mass fraction with medium specific attributes
MoleFraction	Type for mole fraction with medium specific attributes
MolarMass	Type for molar mass with medium specific attributes
MolarVolume	Type for molar volume with medium specific attributes
IsentropicExponent	Type for isentropic exponent with medium specific attributes
SpecificEnergy	Type for specific energy with medium specific attributes
SpecificInternalEnergy	Type for specific internal energy with medium specific attributes
SpecificEnthalpy	Type for specific enthalpy with medium specific attributes
SpecificEntropy	Type for specific entropy with medium specific attributes
SpecificHeatCapacity	Type for specific heat capacity with medium specific attributes
SurfaceTension	Type for surface tension with medium specific attributes
Temperature	Type for temperature with medium specific attributes
ThermalConductivity	Type for thermal conductivity with medium specific attributes
PrandtlNumber	Type for Prandtl number with medium specific attributes
VelocityOfSound	Type for velocity of sound with medium specific attributes
ExtraProperty	Type for unspecified, mass-specific property transported by flow
CumulativeExtraProperty	Type for conserved integral of unspecified, mass specific property

ExtraPropertyFlowRate	Type for flow rate of unspecified, mass-specific property
IsobaricExpansionCoefficient	Type for isobaric expansion coefficient with medium specific attributes
DipoleMoment	Type for dipole moment with medium specific attributes
DerDensityByPressure	Type for partial derivative of density with respect to pressure with medium specific attributes
DerDensityByEnthalpy	Type for partial derivative of density with respect to enthalpy with medium specific attributes
DerEnthalpyByPressure	Type for partial derivative of enthalpy with respect to pressure with medium specific attributes
DerDensityByTemperature	Type for partial derivative of density with respect to temperature with medium specific attributes
<input type="checkbox"/> Choices	Types, constants to define menu choices

Modelica.Media.Interfaces.PartialPureSubstance.setState_pT

Return thermodynamic state from p and T

Inputs

Type	Name	Default	Description
AbsolutePressure	p		Pressure [Pa]
Temperature	T		Temperature [K]

Outputs

Type	Name	Description
ThermodynamicState	state	thermodynamic state record



Modelica.Media.Interfaces.PartialPureSubstance.setState_ph

Return thermodynamic state from p and h

Inputs

Type	Name	Default	Description
AbsolutePressure	p		Pressure [Pa]
SpecificEnthalpy	h		Specific enthalpy [J/kg]

Outputs

Type	Name	Description
ThermodynamicState	state	thermodynamic state record



Modelica.Media.Interfaces.PartialPureSubstance.setState_ps

Return thermodynamic state from p and s



Inputs

Type	Name	Default	Description
AbsolutePressure	p		Pressure [Pa]
SpecificEntropy	s		Specific entropy [J/(kg.K)]

Outputs

Type	Name	Description
ThermodynamicState	state	thermodynamic state record

Modelica.Media.Interfaces.PartialPureSubstance.setState_dT

Return thermodynamic state from d and T

Inputs

Type	Name	Default	Description
Density	d		density [kg/m3]
Temperature	T		Temperature [K]

Outputs

Type	Name	Description
ThermodynamicState	state	thermodynamic state record

Modelica.Media.Interfaces.PartialPureSubstance.density_ph

Return density from p and h

Inputs

Type	Name	Default	Description
AbsolutePressure	p		Pressure [Pa]
SpecificEnthalpy	h		Specific enthalpy [J/kg]

Outputs

Type	Name	Description
Density	d	Density [kg/m3]

Modelica.Media.Interfaces.PartialPureSubstance.temperature_ph

Return temperature from p and h

Inputs

Type	Name	Default	Description
AbsolutePressure	p		Pressure [Pa]
SpecificEnthalpy	h		Specific enthalpy [J/kg]

f

f

f

Outputs

Type	Name	Description
Temperature	T	Temperature [K]

Modelica.Media.Interfaces.PartialPureSubstance.pressure_dT

Return pressure from d and T

**Inputs**

Type	Name	Default	Description
Density	d		Density [kg/m3]
Temperature	T		Temperature [K]

Outputs

Type	Name	Description
AbsolutePressure	p	Pressure [Pa]

Modelica.Media.Interfaces.PartialPureSubstance.specificEnthalpy_dT

Return specific enthalpy from d and T

**Inputs**

Type	Name	Default	Description
Density	d		Density [kg/m3]
Temperature	T		Temperature [K]

Outputs

Type	Name	Description
SpecificEnthalpy	h	specific enthalpy [J/kg]

Modelica.Media.Interfaces.PartialPureSubstance.specificEnthalpy_ps

Return specific enthalpy from p and s

**Inputs**

Type	Name	Default	Description
AbsolutePressure	p		Pressure [Pa]
SpecificEntropy	s		Specific entropy [J/(kg.K)]

Outputs

Type	Name	Description
SpecificEnthalpy	h	specific enthalpy [J/kg]

Modelica.Media.Interfaces.PartialPureSubstance.temperature_ps

Return temperature from p and s

**Inputs**

Type	Name	Default	Description
AbsolutePressure	p		Pressure [Pa]
SpecificEntropy	s		Specific entropy [J/(kg.K)]

Outputs

Type	Name	Description
Temperature	T	Temperature [K]

Modelica.Media.Interfaces.PartialPureSubstance.density_ps

Return density from p and s

**Inputs**

Type	Name	Default	Description
AbsolutePressure	p		Pressure [Pa]
SpecificEntropy	s		Specific entropy [J/(kg.K)]

Outputs

Type	Name	Description
Density	d	Density [kg/m3]

Modelica.Media.Interfaces.PartialPureSubstance.specificEnthalpy_pT

Return specific enthalpy from p and T

**Inputs**

Type	Name	Default	Description
AbsolutePressure	p		Pressure [Pa]
Temperature	T		Temperature [K]

Outputs

Type	Name	Description
SpecificEnthalpy	h	specific enthalpy [J/kg]

Modelica.Media.Interfaces.PartialPureSubstance.density_pT

Return density from p and T



Inputs

Type	Name	Default	Description
AbsolutePressure	p		Pressure [Pa]
Temperature	T		Temperature [K]


Outputs

Type	Name	Description
Density	d	Density [kg/m3]

Modelica.Media.Interfaces.PartialPureSubstance.BaseProperties

Parameters

Type	Name	Default	Description
Boolean	standardOrderComponents	true	if true, and reducedX = true, the last element of X will be computed from the other ones
Advanced			
Boolean	preferredMediumStates	false	= true if StateSelect.prefer shall be used for the independent property variables of the medium



Modelica.Media.Interfaces.PartialLinearFluid

Generic pure liquid model with constant cp, compressibility and thermal expansion coefficients

Information

Linear Compressibility Fluid Model

This linear compressibility fluid model is based on the assumptions that:

- The specific heat capacity at constant pressure (cp) is constant
- The isobaric expansion coefficient (beta) is constant
- The isothermal compressibility (kappa) is constant
- Pressure and temperature are used as states

That means that the density is a linear function in temperature and in pressure. In order to define the complete model, a number of constant reference values are needed which are computed at the reference values of the states pressure p and temperature T. The model can be interpreted as a linearization of a full non-linear fluid model (but it is not linear in all thermodynamic coordinates). Reference values are needed for

1. the density (reference_d),
2. the specific enthalpy (reference_h),
3. the specific entropy (reference_s).

Apart from that, a user needs to define the molar mass, MM_const. Note that it is possible to define a fluid by computing the reference values from a full non-linear fluid model by computing the package constants using the standard functions defined in a fluid package (see example in liquids package).

Efficiency considerations

One of the main reasons to use a simple, linear fluid model is to achieve high performance in simulations. There are a number of possible compromises and possibilities to improve performance. Some of them can








be influenced by a flag. The following rules were used in this model:

































- All forward evaluations (using the ThermodynamicState record as input) are exactly following the assumptions above.
- If the flag **constantJacobian** is set to true in the package, all functions that typically appear in thermodynamic jacobians (specificHeatCapacityCv, density_derp_h, density_derh_p, density_derp_T, density_derT_p) are evaluated at reference conditions (that means using the reference density) instead of the density of the current pressure and temperature. This makes it possible to evaluate the thermodynamic jacobian at compile time.
- For inverse functions using other inputs than the states (e.g pressure p and specific enthalpy h), the inversion is using the reference state whenever that is necessary to achieve a symbolic inversion.
- If **constantJacobian** is set to false, the above list of functions is computed exactly according to the above list of assumptions









Authors:

Francesco Casella
Dipartimento di Elettronica e Informazione
Politecnico di Milano
Via Ponzio 34/5
I-20133 Milano, Italy
email: casella@elet.polimi.it
and
Hubertus Tummescheit
Modelon AB
Ideon Science Park
SE-22730 Lund, Sweden
email: Hubertus.Tummescheit@Modelon.se

Package Content

Name	Description
cp_const	Specific heat capacity at constant pressure
beta_const	Thermal expansion coefficient at constant pressure
kappa_const	Isothermal compressibility
MM_const	Molar mass
reference_d	Density in reference conditions
reference_h	Specific enthalpy in reference conditions
reference_s	Specific enthalpy in reference conditions
constantJacobian	if true, entries in thermodynamic Jacobian are constant, taken at reference conditions
 ThermodynamicState	a selection of variables that uniquely defines the thermodynamic state
 BaseProperties	Base properties of medium
 setState_pTX	set the thermodynamic state record from p and T (X not needed)
 setState_phX	set the thermodynamic state record from p and h (X not needed)
 setState_dTX	set the thermodynamic state record from d and T (X not needed)
 setState_psX	set the thermodynamic state record from p and s (X not needed)
 pressure	Return the pressure from the thermodynamic state

 temperature	Return the temperature from the thermodynamic state
 density	Return the density from the thermodynamic state
 specificEnthalpy	Return the specific enthalpy from the thermodynamic state
 specificEntropy	Return the specific entropy from the thermodynamic state
 specificInternalEnergy	Return the specific internal energy from the thermodynamic state
 specificGibbsEnergy	Return specific Gibbs energy from the thermodynamic state
 specificHelmholtzEnergy	Return specific Helmholtz energy from the thermodynamic state
 velocityOfSound	Return velocity of sound from the thermodynamic state
 isentropicExponent	Return isentropic exponent from the thermodynamic state
 isentropicEnthalpy	Return isentropic enthalpy
 specificHeatCapacityCp	Return specific heat capacity at constant volume
 specificHeatCapacityCv	Return specific heat capacity at constant volume from the thermodynamic state
 isothermalCompressibility	Return the iso-thermal compressibility kappa
 isobaricExpansionCoefficient	Return the iso-baric expansion coefficient
 density_derp_h	Return density derivative wrt pressure at const specific enthalpy
 density_derh_p	Return density derivative wrt specific enthalpy at constant pressure
 density_derp_T	Return density derivative wrt pressure at const temperature
 density_derT_p	Return density derivative wrt temperature at constant pressure
 molarMass	Return molar mass
 T_ph	Return temperature from pressure and specific enthalpy
 T_ps	Return temperature from pressure and specific entropy
Inherited	
 setState_pT	Return thermodynamic state from p and T
 setState_ph	Return thermodynamic state from p and h
 setState_ps	Return thermodynamic state from p and s
 setState_dT	Return thermodynamic state from d and T
 density_ph	Return density from p and h
 temperature_ph	Return temperature from p and h
 pressure_dT	Return pressure from d and T
 specificEnthalpy_dT	Return specific enthalpy from d and T
 specificEnthalpy_ps	Return specific enthalpy from p and s
 temperature_ps	Return temperature from p and s
 density_ps	Return density from p and s

 <code>specificEnthalpy_pT</code>	Return specific enthalpy from p and T
 <code>density_pT</code>	Return density from p and T
<code>mediumName="unusablePartialMedium"</code>	Name of the medium
<code>substanceNames={mediumName}</code>	Names of the mixture substances. Set <code>substanceNames={mediumName}</code> if only one substance.
<code>extraPropertiesNames=fill("", 0)</code>	Names of the additional (extra) transported properties. Set <code>extraPropertiesNames=fill("",0)</code> if unused
<code>singleState</code>	= true, if u and d are not a function of pressure
<code>reducedX=true</code>	= true if medium contains the equation $\sum(X) = 1.0$; set <code>reducedX=true</code> if only one substance (see docu for details)
<code>fixedX=false</code>	= true if medium contains the equation $X = \text{reference_X}$
<code>reference_p=101325</code>	Reference pressure of Medium: default 1 atmosphere
<code>reference_T=298.15</code>	Reference temperature of Medium: default 25 deg Celsius
<code>reference_X=fill(1/nX, nX)</code>	Default mass fractions of medium
<code>p_default=101325</code>	Default value for pressure of medium (for initialization)
<code>T_default=Modelica.SIunits.Conversions.from_degC(20)</code>	Default value for temperature of medium (for initialization)
<code>h_default=specificEnthalpy_pTX(p_default, T_default, X_default)</code>	Default value for specific enthalpy of medium (for initialization)
<code>X_default=reference_X</code>	Default value for mass fractions of medium (for initialization)
<code>nS=size(substanceNames, 1)</code>	Number of substances
<code>nX=nS</code>	Number of mass fractions
<code>nXi=if fixedX then 0 else if reducedX then nS - 1 else nS</code>	Number of structurally independent mass fractions (see docu for details)
<code>nC=size(extraPropertiesNames, 1)</code>	Number of extra (outside of standard mass-balance) transported properties
 <code>FluidConstants</code>	critical, triple, molecular and other standard data of fluid
 <code>dynamicViscosity</code>	Return dynamic viscosity
 <code>thermalConductivity</code>	Return thermal conductivity
 <code>prandtlNumber</code>	Return the Prandtl number
 <code>heatCapacity_cp</code>	alias for deprecated name
 <code>heatCapacity_cv</code>	alias for deprecated name
 <code>beta</code>	alias for <code>isobaricExpansionCoefficient</code> for user convenience
 <code>kappa</code>	alias of <code>isothermalCompressibility</code> for user convenience
 <code>density_derX</code>	Return density derivative wrt mass fraction
 <code>specificEnthalpy_pTX</code>	Return specific enthalpy from p, T, and X or Xi
 <code>density_pTX</code>	Return density from p, T, and X or Xi
 <code>temperature_phX</code>	Return temperature from p, h, and X or Xi
 <code>density_phX</code>	Return density from p, h, and X or Xi
 <code>temperature_psX</code>	Return temperature from p,s, and X or Xi
 <code>density_psX</code>	Return density from p, s, and X or Xi
 <code>specificEnthalpy_psX</code>	Return specific enthalpy from p, s, and X or Xi

AbsolutePressure	Type for absolute pressure with medium specific attributes
Density	Type for density with medium specific attributes
DynamicViscosity	Type for dynamic viscosity with medium specific attributes
EnthalpyFlowRate	Type for enthalpy flow rate with medium specific attributes
MassFlowRate	Type for mass flow rate with medium specific attributes
MassFraction	Type for mass fraction with medium specific attributes
MoleFraction	Type for mole fraction with medium specific attributes
MolarMass	Type for molar mass with medium specific attributes
MolarVolume	Type for molar volume with medium specific attributes
IsentropicExponent	Type for isentropic exponent with medium specific attributes
SpecificEnergy	Type for specific energy with medium specific attributes
SpecificInternalEnergy	Type for specific internal energy with medium specific attributes
SpecificEnthalpy	Type for specific enthalpy with medium specific attributes
SpecificEntropy	Type for specific entropy with medium specific attributes
SpecificHeatCapacity	Type for specific heat capacity with medium specific attributes
SurfaceTension	Type for surface tension with medium specific attributes
Temperature	Type for temperature with medium specific attributes
ThermalConductivity	Type for thermal conductivity with medium specific attributes
PrandtlNumber	Type for Prandtl number with medium specific attributes
VelocityOfSound	Type for velocity of sound with medium specific attributes
ExtraProperty	Type for unspecified, mass-specific property transported by flow
CumulativeExtraProperty	Type for conserved integral of unspecified, mass specific property
ExtraPropertyFlowRate	Type for flow rate of unspecified, mass-specific property
IsobaricExpansionCoefficient	Type for isobaric expansion coefficient with medium specific attributes
DipoleMoment	Type for dipole moment with medium specific attributes
DerDensityByPressure	Type for partial derivative of density with respect to pressure with medium specific attributes
DerDensityByEnthalpy	Type for partial derivative of density with respect to enthalpy with medium specific attributes
DerEnthalpyByPressure	Type for partial derivative of enthalpy with respect to pressure with medium specific attributes
DerDensityByTemperature	Type for partial derivative of density with respect to temperature with medium specific attributes
 Choices	Types, constants to define menu choices

Types and constants

```

constant SpecificHeatCapacity cp_const
"Specific heat capacity at constant pressure";

constant IsobaricExpansionCoefficient beta_const
"Thermal expansion coefficient at constant pressure";

```

```

    constant SI.IsothermalCompressibility kappa_const
    "Isothermal compressibility";

    constant MolarMass MM_const "Molar mass";

    constant Density reference_d "Density in reference conditions";

    constant SpecificEnthalpy reference_h
    "Specific enthalpy in reference conditions";

    constant SpecificEntropy reference_s
    "Specific enthalpy in reference conditions";

    constant Boolean constantJacobian
    "if true, entries in thermodynamic Jacobian are constant, taken at reference
    conditions";

```

Modelica.Media.Interfaces.PartialLinearFluid.ThermodynamicState

a selection of variables that uniquely defines the thermodynamic state

Modelica.Media.Interfaces.PartialLinearFluid.BaseProperties

Base properties of medium

Parameters

Type	Name	Default	Description
Advanced			
Boolean	preferredMediumStates	false	= true if StateSelect.prefer shall be used for the independent property variables of the medium

Modelica.Media.Interfaces.PartialLinearFluid.setState_pTX

set the thermodynamic state record from p and T (X not needed)

Inputs

Type	Name	Default	Description
AbsolutePressure	p		Pressure [Pa]
Temperature	T		Temperature [K]
MassFraction	X[:]	reference_X	Mass fractions [kg/kg]

Outputs

Type	Name	Description
ThermodynamicState	state	thermodynamic state record

Modelica.Media.Interfaces.PartialLinearFluid.setState_phX

set the thermodynamic state record from p and h (X not needed)

**Inputs**

Type	Name	Default	Description
AbsolutePressure	p		Pressure [Pa]
SpecificEnthalpy	h		Specific enthalpy [J/kg]
MassFraction	X[:]	reference_X	Mass fractions [kg/kg]

Outputs

Type	Name	Description
ThermodynamicState	state	thermodynamic state record

Modelica.Media.Interfaces.PartialLinearFluid.setState_dTX

set the thermodynamic state record from d and T (X not needed)

**Inputs**

Type	Name	Default	Description
Density	d		density [kg/m3]
Temperature	T		Temperature [K]
MassFraction	X[:]	reference_X	Mass fractions [kg/kg]

Outputs

Type	Name	Description
ThermodynamicState	state	thermodynamic state record

Modelica.Media.Interfaces.PartialLinearFluid.setState_psX

set the thermodynamic state record from p and s (X not needed)

**Inputs**

Type	Name	Default	Description
AbsolutePressure	p		Pressure [Pa]
SpecificEntropy	s		Specific entropy [J/(kg.K)]
MassFraction	X[:]	reference_X	Mass fractions [kg/kg]

Outputs

Type	Name	Description
ThermodynamicState	state	thermodynamic state record

Modelica.Media.Interfaces.PartialLinearFluid.pressure

Return the pressure from the thermodynamic state

**Inputs**

Type	Name	Default	Description
ThermodynamicState	state		thermodynamic state record

Outputs

Type	Name	Description
AbsolutePressure	p	Pressure [Pa]

Modelica.Media.Interfaces.PartialLinearFluid.temperature

Return the temperature from the thermodynamic state

**Inputs**

Type	Name	Default	Description
ThermodynamicState	state		thermodynamic state record

Outputs

Type	Name	Description
Temperature	T	Temperature [K]

Modelica.Media.Interfaces.PartialLinearFluid.density

Return the density from the thermodynamic state

**Inputs**

Type	Name	Default	Description
ThermodynamicState	state		thermodynamic state record

Outputs

Type	Name	Description
Density	d	Density [kg/m3]

Modelica.Media.Interfaces.PartialLinearFluid.specificEnthalpy

Return the specific enthalpy from the thermodynamic state

**Inputs**

Type	Name	Default	Description
ThermodynamicState	state		thermodynamic state record

Outputs

Type	Name	Description
SpecificEnthalpy	h	Specific enthalpy [J/kg]

Modelica.Media.Interfaces.PartialLinearFluid.specificEntropy

Return the specific entropy from the thermodynamic state

**Inputs**

Type	Name	Default	Description
ThermodynamicState	state		thermodynamic state record

Outputs

Type	Name	Description
SpecificEntropy	s	Specific entropy [J/(kg.K)]

Modelica.Media.Interfaces.PartialLinearFluid.specificInternalEnergy

Return the specific internal energy from the thermodynamic state

**Inputs**

Type	Name	Default	Description
ThermodynamicState	state		thermodynamic state record

Outputs

Type	Name	Description
SpecificEnergy	u	Specific internal energy [J/kg]

Modelica.Media.Interfaces.PartialLinearFluid.specificGibbsEnergy

Return specific Gibbs energy from the thermodynamic state

**Inputs**

Type	Name	Default	Description
ThermodynamicState	state		thermodynamic state record

Outputs

Type	Name	Description
SpecificEnergy	g	Specific Gibbs energy [J/kg]

Modelica.Media.Interfaces.PartialLinearFluid.specificHelmholtzEnergy

Return specific Helmholtz energy from the thermodynamic state



Inputs

Type	Name	Default	Description
ThermodynamicState	state		thermodynamic state record

Outputs

Type	Name	Description
SpecificEnergy	f	Specific Helmholtz energy [J/kg]

Modelica.Media.Interfaces.PartialLinearFluid.velocityOfSound

Return velocity of sound from the thermodynamic state

**Inputs**

Type	Name	Default	Description
ThermodynamicState	state		thermodynamic state record

Outputs

Type	Name	Description
VelocityOfSound	a	Velocity of sound [m/s]

Modelica.Media.Interfaces.PartialLinearFluid.isentropicExponent

Return isentropic exponent from the thermodynamic state

**Inputs**

Type	Name	Default	Description
ThermodynamicState	state		thermodynamic state record

Outputs

Type	Name	Description
IsentropicExponent	gamma	Isentropic exponent [1]

Modelica.Media.Interfaces.PartialLinearFluid.isentropicEnthalpy

Return isentropic enthalpy

**Information**

A minor approximation is used: the reference density is used instead of the real one, which would require a numeric solution.

Inputs

Type	Name	Default	Description
AbsolutePressure	p_downstream		downstream pressure [Pa]

ThermodynamicState	refState		reference state for entropy
--------------------	----------	--	-----------------------------

Outputs

Type	Name	Description
SpecificEnthalpy	h_is	Isentropic enthalpy [J/kg]

Modelica.Media.Interfaces.PartialLinearFluid.specificHeatCapacityCp

Return specific heat capacity at constant volume

**Inputs**

Type	Name	Default	Description
ThermodynamicState	state		thermodynamic state record

Outputs

Type	Name	Description
SpecificHeatCapacity	cp	Specific heat capacity at constant pressure [J/(kg.K)]

Modelica.Media.Interfaces.PartialLinearFluid.specificHeatCapacityCv

Return specific heat capacity at constant volume from the thermodynamic state

**Inputs**

Type	Name	Default	Description
ThermodynamicState	state		thermodynamic state record

Outputs

Type	Name	Description
SpecificHeatCapacity	cv	Specific heat capacity at constant volume [J/(kg.K)]

Modelica.Media.Interfaces.PartialLinearFluid.isoothermalCompressibility

Return the iso-thermal compressibility kappa

**Inputs**

Type	Name	Default	Description
ThermodynamicState	state		thermodynamic state record

Outputs

Type	Name	Description
IsothermalCompressibility	kappa	Isothermal compressibility [1/Pa]

Modelica.Media.Interfaces.PartialLinearFluid.isobaricExpansionCoefficient

Return the iso-baric expansion coefficient

**Inputs**

Type	Name	Default	Description
ThermodynamicState	state		thermodynamic state record

Outputs

Type	Name	Description
IsobaricExpansionCoefficient	beta	Isobaric expansion coefficient [1/K]

Modelica.Media.Interfaces.PartialLinearFluid.density_derp_h

Return density derivative wrt pressure at const specific enthalpy

**Inputs**

Type	Name	Default	Description
ThermodynamicState	state		thermodynamic state record

Outputs

Type	Name	Description
DerDensityByPressure	ddph	Density derivative wrt pressure [s2/m2]

Modelica.Media.Interfaces.PartialLinearFluid.density_derh_p

Return density derivative wrt specific enthalpy at constant pressure

**Inputs**

Type	Name	Default	Description
ThermodynamicState	state		thermodynamic state record

Outputs

Type	Name	Description
DerDensityByEnthalpy	ddhp	Density derivative wrt specific enthalpy [kg.s2/m5]

Modelica.Media.Interfaces.PartialLinearFluid.density_derp_T

Return density derivative wrt pressure at const temperature

**Inputs**

Type	Name	Default	Description
ThermodynamicState	state		thermodynamic state record

Outputs

Type	Name	Description
DerDensityByPressure	ddpT	Density derivative wrt pressure [s2/m2]

Modelica.Media.Interfaces.PartialLinearFluid.density_derT_p

Return density derivative wrt temperature at constant pressure

**Inputs**

Type	Name	Default	Description
ThermodynamicState	state		thermodynamic state record

Outputs

Type	Name	Description
DerDensityByTemperature	ddTp	Density derivative wrt temperature [kg/(m3.K)]

Modelica.Media.Interfaces.PartialLinearFluid.molarMass

Return molar mass

**Inputs**

Type	Name	Default	Description
ThermodynamicState	state		thermodynamic state record

Outputs

Type	Name	Description
MolarMass	MM	Mixture molar mass [kg/mol]

Modelica.Media.Interfaces.PartialLinearFluid.T_ph

Return temperature from pressure and specific enthalpy

Inputs

Type	Name	Default	Description
SpecificEnthalpy	h		Specific enthalpy [J/kg]
AbsolutePressure	p		pressure [Pa]

Outputs

Type	Name	Description
Temperature	T	Temperature [K]

Modelica.Media.Interfaces.PartialLinearFluid.T_ps

Return temperature from pressure and specific entropy

Inputs

Type	Name	Default	Description
AbsolutePressure	p		Pressure [Pa]
SpecificEntropy	s		Specific entropy [J/(kg.K)]






Outputs




























Type	Name	Description
Temperature	T	Temperature [K]

Modelica.Media.Interfaces.PartialMixtureMedium


Base class for pure substances of several chemical substances

Package Content

Name	Description
 ThermodynamicState	thermodynamic state variables
 FluidConstants	extended fluid constants
fluidConstants	constant data for the fluid
 gasConstant	Return the gas constant of the mixture (also for liquids)
 moleToMassFractions	Return mass fractions X from mole fractions
 massToMoleFractions	Return mole fractions from mass fractions X
Inherited	
mediumName="unusablePartialMedium"	Name of the medium
substanceNames={mediumName}	Names of the mixture substances. Set substanceNames={mediumName} if only one substance.
extraPropertiesNames=fill("", 0)	Names of the additional (extra) transported properties. Set extraPropertiesNames=fill("",0) if unused
singleState	= true, if u and d are not a function of pressure
reducedX=true	= true if medium contains the equation $\sum(X) = 1.0$; set reducedX=true if only one substance (see docu for details)
fixedX=false	= true if medium contains the equation $X = \text{reference_X}$
reference_p=101325	Reference pressure of Medium: default 1 atmosphere
reference_T=298.15	Reference temperature of Medium: default 25 deg Celsius
reference_X=fill(1/nX, nX)	Default mass fractions of medium
p_default=101325	Default value for pressure of medium (for initialization)
T_default=Modelica.SIunits.Conversions.from_degC(20)	Default value for temperature of medium (for initialization)
h_default=specificEnthalpy_pTX(p_default, T_default, X_default)	Default value for specific enthalpy of medium (for initialization)
X_default=reference_X	Default value for mass fractions of medium (for initialization)

<code>nS=size(substanceNames, 1)</code>	Number of substances
<code>nX=nS</code>	Number of mass fractions
<code>nXi=if fixedX then 0 else if reducedX then nS - 1 else nS</code>	Number of structurally independent mass fractions (see docu for details)
<code>nC=size(extraPropertiesNames, 1)</code>	Number of extra (outside of standard mass-balance) transported properties
 <code>BaseProperties</code>	Base properties (p, d, T, h, u, R, MM and, if applicable, X and Xi) of a medium
 <code>setState_pTX</code>	Return thermodynamic state as function of p, T and composition X or Xi
 <code>setState_phX</code>	Return thermodynamic state as function of p, h and composition X or Xi
 <code>setState_psX</code>	Return thermodynamic state as function of p, s and composition X or Xi
 <code>setState_dTX</code>	Return thermodynamic state as function of d, T and composition X or Xi
 <code>dynamicViscosity</code>	Return dynamic viscosity
 <code>thermalConductivity</code>	Return thermal conductivity
 <code>prandtlNumber</code>	Return the Prandtl number
 <code>pressure</code>	Return pressure
 <code>temperature</code>	Return temperature
 <code>density</code>	Return density
 <code>specificEnthalpy</code>	Return specific enthalpy
 <code>specificInternalEnergy</code>	Return specific internal energy
 <code>specificEntropy</code>	Return specific entropy
 <code>specificGibbsEnergy</code>	Return specific Gibbs energy
 <code>specificHelmholtzEnergy</code>	Return specific Helmholtz energy
 <code>specificHeatCapacityCp</code>	Return specific heat capacity at constant pressure
 <code>heatCapacity_cp</code>	alias for deprecated name
 <code>specificHeatCapacityCv</code>	Return specific heat capacity at constant volume
 <code>heatCapacity_cv</code>	alias for deprecated name
 <code>isentropicExponent</code>	Return isentropic exponent
 <code>isentropicEnthalpy</code>	Return isentropic enthalpy
 <code>velocityOfSound</code>	Return velocity of sound
 <code>isobaricExpansionCoefficient</code>	Return overall the isobaric expansion coefficient beta
 <code>beta</code>	alias for isobaricExpansionCoefficient for user convenience
 <code>isothermalCompressibility</code>	Return overall the isothermal compressibility factor
 <code>kappa</code>	alias of isothermalCompressibility for user convenience
<code>density_derp_h</code>	Return density derivative wrt pressure at const specific enthalpy
<code>density_derh_p</code>	Return density derivative wrt specific enthalpy at constant

	pressure
 density_derp_T	Return density derivative wrt pressure at const temperature
 density_derT_p	Return density derivative wrt temperature at constant pressure
 density_derX	Return density derivative wrt mass fraction
 molarMass	Return the molar mass of the medium
 specificEnthalpy_pTX	Return specific enthalpy from p, T, and X or Xi
 density_pTX	Return density from p, T, and X or Xi
 temperature_phX	Return temperature from p, h, and X or Xi
 density_phX	Return density from p, h, and X or Xi
 temperature_psX	Return temperature from p,s, and X or Xi
 density_psX	Return density from p, s, and X or Xi
 specificEnthalpy_psX	Return specific enthalpy from p, s, and X or Xi
AbsolutePressure	Type for absolute pressure with medium specific attributes
Density	Type for density with medium specific attributes
DynamicViscosity	Type for dynamic viscosity with medium specific attributes
EnthalpyFlowRate	Type for enthalpy flow rate with medium specific attributes
MassFlowRate	Type for mass flow rate with medium specific attributes
MassFraction	Type for mass fraction with medium specific attributes
MoleFraction	Type for mole fraction with medium specific attributes
MolarMass	Type for molar mass with medium specific attributes
MolarVolume	Type for molar volume with medium specific attributes
IsentropicExponent	Type for isentropic exponent with medium specific attributes
SpecificEnergy	Type for specific energy with medium specific attributes
SpecificInternalEnergy	Type for specific internal energy with medium specific attributes
SpecificEnthalpy	Type for specific enthalpy with medium specific attributes
SpecificEntropy	Type for specific entropy with medium specific attributes
SpecificHeatCapacity	Type for specific heat capacity with medium specific attributes
SurfaceTension	Type for surface tension with medium specific attributes
Temperature	Type for temperature with medium specific attributes
ThermalConductivity	Type for thermal conductivity with medium specific attributes
PrandtlNumber	Type for Prandtl number with medium specific attributes
VelocityOfSound	Type for velocity of sound with medium specific attributes
ExtraProperty	Type for unspecified, mass-specific property transported by flow
CumulativeExtraProperty	Type for conserved integral of unspecified, mass specific property
ExtraPropertyFlowRate	Type for flow rate of unspecified, mass-specific property
IsobaricExpansionCoefficient	Type for isobaric expansion coefficient with medium specific attributes
DipoleMoment	Type for dipole moment with medium specific attributes

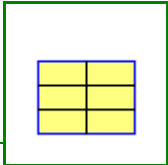
DerDensityByPressure	Type for partial derivative of density with respect to pressure with medium specific attributes
DerDensityByEnthalpy	Type for partial derivative of density with respect to enthalpy with medium specific attributes
DerEnthalpyByPressure	Type for partial derivative of enthalpy with respect to pressure with medium specific attributes
DerDensityByTemperature	Type for partial derivative of density with respect to temperature with medium specific attributes
 Choices	Types, constants to define menu choices

Types and constants

```
constant FluidConstants[nS] fluidConstants "constant data for the fluid";
```

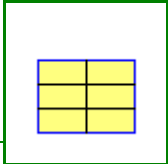
Modelica.Media.Interfaces.PartialMixtureMedium.ThermodynamicState

thermodynamic state variables



Modelica.Media.Interfaces.PartialMixtureMedium.FluidConstants

extended fluid constants



Modelica.Media.Interfaces.PartialMixtureMedium.gasConstant

Return the gas constant of the mixture (also for liquids)



Inputs

Type	Name	Default	Description
ThermodynamicState	state		thermodynamic state

Outputs

Type	Name	Description
SpecificHeatCapacity	R	mixture gas constant [J/(kg.K)]

Modelica.Media.Interfaces.PartialMixtureMedium.moleToMassFractions

Return mass fractions X from mole fractions



Inputs

Type	Name	Default	Description
MoleFraction	moleFractions[:]		Mole fractions of mixture [1]
MolarMass	MMX[:]		molar masses of components [kg/mol]

Outputs

Type	Name	Description
MassFraction	X[size(moleFractions, 1)]	Mass fractions of gas mixture [1]

Modelica.Media.Interfaces.PartialMixtureMedium.massToMoleFractions

Return mole fractions from mass fractions X



Inputs

Type	Name	Default	Description
MassFraction	X[:]		Mass fractions of mixture [1]
MolarMass	MMX[:]		molar masses of components [kg/mol]











Outputs





















Type	Name	Description
MoleFraction	moleFractions[size(X, 1)]	Mole fractions of gas mixture [1]



Modelica.Media.Interfaces.PartialCondensingGases

Base class for mixtures of condensing and non-condensing gases

Package Content

Name	Description
 saturationPressure	Return saturation pressure of condensing fluid
 enthalpyOfVaporization	Return vaporization enthalpy of condensing fluid
 enthalpyOfLiquid	Return liquid enthalpy of condensing fluid
 enthalpyOfGas	Return enthalpy of non-condensing gas mixture
 enthalpyOfCondensingGas	Return enthalpy of condensing gas (most often steam)
Inherited	
 ThermodynamicState	thermodynamic state variables
 FluidConstants	extended fluid constants
fluidConstants	constant data for the fluid
 gasConstant	Return the gas constant of the mixture (also for liquids)
 moleToMassFractions	Return mass fractions X from mole fractions
 massToMoleFractions	Return mole fractions from mass fractions X
mediumName="unusablePartialMedium"	Name of the medium
substanceNames={mediumName}	Names of the mixture substances. Set substanceNames={mediumName} if only one substance.
extraPropertiesNames=fill("", 0)	Names of the additional (extra) transported properties. Set extraPropertiesNames=fill("",0) if unused
singleState	= true, if u and d are not a function of pressure

reducedX=true	= true if medium contains the equation $\sum(X) = 1.0$; set reducedX=true if only one substance (see docu for details)
fixedX=false	= true if medium contains the equation $X = \text{reference_X}$
reference_p=101325	Reference pressure of Medium: default 1 atmosphere
reference_T=298.15	Reference temperature of Medium: default 25 deg Celsius
reference_X=fill(1/nX, nX)	Default mass fractions of medium
p_default=101325	Default value for pressure of medium (for initialization)
T_default=Modelica.SIunits.Conversions.from_degC(20)	Default value for temperature of medium (for initialization)
h_default=specificEnthalpy_pTX(p_default, T_default, X_default)	Default value for specific enthalpy of medium (for initialization)
X_default=reference_X	Default value for mass fractions of medium (for initialization)
nS=size(substanceNames, 1)	Number of substances
nX=nS	Number of mass fractions
nXi=if fixedX then 0 else if reducedX then nS - 1 else nS	Number of structurally independent mass fractions (see docu for details)
nC=size(extraPropertiesNames, 1)	Number of extra (outside of standard mass-balance) transported properties
 BaseProperties	Base properties (p, d, T, h, u, R, MM and, if applicable, X and Xi) of a medium
 setState_pTX	Return thermodynamic state as function of p, T and composition X or Xi
 setState_phX	Return thermodynamic state as function of p, h and composition X or Xi
 setState_psX	Return thermodynamic state as function of p, s and composition X or Xi
 setState_dTX	Return thermodynamic state as function of d, T and composition X or Xi
 dynamicViscosity	Return dynamic viscosity
 thermalConductivity	Return thermal conductivity
 prandtlNumber	Return the Prandtl number
 pressure	Return pressure
 temperature	Return temperature
 density	Return density
 specificEnthalpy	Return specific enthalpy
 specificInternalEnergy	Return specific internal energy
 specificEntropy	Return specific entropy
 specificGibbsEnergy	Return specific Gibbs energy
 specificHelmholtzEnergy	Return specific Helmholtz energy
 specificHeatCapacityCp	Return specific heat capacity at constant pressure
 heatCapacity_cp	alias for deprecated name
 specificHeatCapacityCv	Return specific heat capacity at constant volume
 heatCapacity_cv	alias for deprecated name

 isentropicExponent	Return isentropic exponent
 isentropicEnthalpy	Return isentropic enthalpy
 velocityOfSound	Return velocity of sound
 isobaricExpansionCoefficient	Return overall the isobaric expansion coefficient beta
 beta	alias for isobaricExpansionCoefficient for user convenience
 isothermalCompressibility	Return overall the isothermal compressibility factor
 kappa	alias of isothermalCompressibility for user convenience
 density_derp_h	Return density derivative wrt pressure at const specific enthalpy
 density_derh_p	Return density derivative wrt specific enthalpy at constant pressure
 density_derp_T	Return density derivative wrt pressure at const temperature
 density_derT_p	Return density derivative wrt temperature at constant pressure
 density_derX	Return density derivative wrt mass fraction
 molarMass	Return the molar mass of the medium
 specificEnthalpy_pTX	Return specific enthalpy from p, T, and X or Xi
 density_pTX	Return density from p, T, and X or Xi
 temperature_phX	Return temperature from p, h, and X or Xi
 density_phX	Return density from p, h, and X or Xi
 temperature_psX	Return temperature from p,s, and X or Xi
 density_psX	Return density from p, s, and X or Xi
 specificEnthalpy_psX	Return specific enthalpy from p, s, and X or Xi
AbsolutePressure	Type for absolute pressure with medium specific attributes
Density	Type for density with medium specific attributes
DynamicViscosity	Type for dynamic viscosity with medium specific attributes
EnthalpyFlowRate	Type for enthalpy flow rate with medium specific attributes
MassFlowRate	Type for mass flow rate with medium specific attributes
MassFraction	Type for mass fraction with medium specific attributes
MoleFraction	Type for mole fraction with medium specific attributes
MolarMass	Type for molar mass with medium specific attributes
MolarVolume	Type for molar volume with medium specific attributes
IsentropicExponent	Type for isentropic exponent with medium specific attributes
SpecificEnergy	Type for specific energy with medium specific attributes
SpecificInternalEnergy	Type for specific internal energy with medium specific attributes
SpecificEnthalpy	Type for specific enthalpy with medium specific attributes
SpecificEntropy	Type for specific entropy with medium specific attributes
SpecificHeatCapacity	Type for specific heat capacity with medium specific attributes
SurfaceTension	Type for surface tension with medium specific attributes

Temperature	Type for temperature with medium specific attributes
ThermalConductivity	Type for thermal conductivity with medium specific attributes
PrandtlNumber	Type for Prandtl number with medium specific attributes
VelocityOfSound	Type for velocity of sound with medium specific attributes
ExtraProperty	Type for unspecified, mass-specific property transported by flow
CumulativeExtraProperty	Type for conserved integral of unspecified, mass specific property
ExtraPropertyFlowRate	Type for flow rate of unspecified, mass-specific property
IsobaricExpansionCoefficient	Type for isobaric expansion coefficient with medium specific attributes
DipoleMoment	Type for dipole moment with medium specific attributes
DerDensityByPressure	Type for partial derivative of density with respect to pressure with medium specific attributes
DerDensityByEnthalpy	Type for partial derivative of density with respect to enthalpy with medium specific attributes
DerEnthalpyByPressure	Type for partial derivative of enthalpy with respect to pressure with medium specific attributes
DerDensityByTemperature	Type for partial derivative of density with respect to temperature with medium specific attributes
<input type="checkbox"/> Choices	Types, constants to define menu choices

Modelica.Media.Interfaces.PartialCondensingGases.saturationPressure

Return saturation pressure of condensing fluid



Inputs

Type	Name	Default	Description
Temperature	Tsat		saturation temperature [K]

Outputs

Type	Name	Description
AbsolutePressure	psat	saturation pressure [Pa]

Modelica.Media.Interfaces.PartialCondensingGases.enthalpyOfVaporization

Return vaporization enthalpy of condensing fluid



Inputs

Type	Name	Default	Description
Temperature	T		temperature [K]

Outputs

Type	Name	Description
SpecificEnthalpy	r0	vaporization enthalpy [J/kg]

Modelica.Media.Interfaces.PartialCondensingGases.enthalpyOfLiquid

Return liquid enthalpy of condensing fluid

**Inputs**

Type	Name	Default	Description
Temperature	T		temperature [K]

Outputs

Type	Name	Description
SpecificEnthalpy	h	liquid enthalpy [J/kg]

Modelica.Media.Interfaces.PartialCondensingGases.enthalpyOfGas

Return enthalpy of non-condensing gas mixture

**Inputs**

Type	Name	Default	Description
Temperature	T		temperature [K]
MassFraction	X[:]		vector of mass fractions [kg/kg]

Outputs

Type	Name	Description
SpecificEnthalpy	h	liquid enthalpy [J/kg]

Modelica.Media.Interfaces.PartialCondensingGases.enthalpyOfCondensingGas

Return enthalpy of condensing gas (most often steam)

**Inputs**

Type	Name	Default	Description
Temperature	T		temperature [K]

Outputs












Type	Name	Description
SpecificEnthalpy	h	liquid enthalpy [J/kg]











Modelica.Media.Interfaces.PartialTwoPhaseMedium











Base class for two phase medium of one substance


Package Content

Name	Description
smoothModel	true if the (derived) model should not generate state events
onePhase	true if the (derived) model should never be called with two-phase inputs
 FluidLimits	validity limits for fluid model
 FluidConstants	extended fluid constants
fluidConstants	constant data for the fluid
 ThermodynamicState	Thermodynamic state of two phase medium
 SaturationProperties	Saturation properties of two phase medium
FixedPhase	phase of the fluid: 1 for 1-phase, 2 for two-phase, 0 for not known, e.g. interactive use
 BaseProperties	Base properties (p, d, T, h, u, R, MM, sat) of two phase medium
 setDewState	Return the thermodynamic state on the dew line
 setBubbleState	Return the thermodynamic state on the bubble line
 setState_dTX	Return thermodynamic state as function of d, T and composition X or Xi
 setState_phX	Return thermodynamic state as function of p, h and composition X or Xi
 setState_psX	Return thermodynamic state as function of p, s and composition X or Xi
 setState_pTX	Return thermodynamic state as function of p, T and composition X or Xi
 setSat_T	Return saturation property record from temperature
 setSat_p	Return saturation property record from pressure
 bubbleEnthalpy	Return bubble point specific enthalpy
 dewEnthalpy	Return dew point specific enthalpy
 bubbleEntropy	Return bubble point specific entropy
 dewEntropy	Return dew point specific entropy
 bubbleDensity	Return bubble point density
 dewDensity	Return dew point density
 saturationPressure	Return saturation pressure
 saturationTemperature	Return saturation temperature
 saturationPressure_sat	Return saturation temperature
 saturationTemperature_sat	Return saturation temperature
 saturationTemperature_derp	Return derivative of saturation temperature w.r.t. pressure
 saturationTemperature_derp_sat	Return derivative of saturation temperature w.r.t. pressure

 surfaceTension	Return surface tension sigma in the two phase region
 molarMass	Return the molar mass of the medium
 dBubbleDensity_dPressure	Return bubble point density derivative
 dDewDensity_dPressure	Return dew point density derivative
 dBubbleEnthalpy_dPressure	Return bubble point specific enthalpy derivative
 dDewEnthalpy_dPressure	Return dew point specific enthalpy derivative
 specificEnthalpy_pTX	Return specific enthalpy from pressure, temperature and mass fraction
 temperature_phX	Return temperature from p, h, and X or Xi
 density_phX	Return density from p, h, and X or Xi
 temperature_psX	Return temperature from p, s, and X or Xi
 density_psX	Return density from p, s, and X or Xi
 specificEnthalpy_psX	Return specific enthalpy from p, s, and X or Xi
 setState_pT	Return thermodynamic state from p and T
 setState_ph	Return thermodynamic state from p and h
 setState_ps	Return thermodynamic state from p and s
 setState_dT	Return thermodynamic state from d and T
 setState_px	Return thermodynamic state from pressure and vapour quality
 setState_Tx	Return thermodynamic state from temperature and vapour quality
 vapourQuality	Return vapour quality
 density_ph	Return density from p and h
 temperature_ph	Return temperature from p and h
 pressure_dT	Return pressure from d and T
 specificEnthalpy_dT	Return specific enthalpy from d and T
 specificEnthalpy_ps	Return specific enthalpy from p and s
 temperature_ps	Return temperature from p and s
 density_ps	Return density from p and s
 specificEnthalpy_pT	Return specific enthalpy from p and T
 density_pT	Return density from p and T
Inherited	
mediumName="unusablePartialMedium"	Name of the medium
substanceNames={mediumName}	Names of the mixture substances. Set substanceNames={mediumName} if only one substance.
extraPropertiesNames=fill("", 0)	Names of the additional (extra) transported properties. Set extraPropertiesNames=fill("",0) if unused
singleState	= true, if u and d are not a function of pressure

reducedX=true	= true if medium contains the equation $\text{sum}(X) = 1.0$; set reducedX=true if only one substance (see docu for details)
fixedX=false	= true if medium contains the equation $X = \text{reference_X}$
reference_p=101325	Reference pressure of Medium: default 1 atmosphere
reference_T=298.15	Reference temperature of Medium: default 25 deg Celsius
reference_X=fill(1/nX, nX)	Default mass fractions of medium
p_default=101325	Default value for pressure of medium (for initialization)
T_default=Modelica.SIunits.Conversions.fr om_degC(20)	Default value for temperature of medium (for initialization)
h_default=specificEnthalpy_pTX(p_default, T_default, X_default)	Default value for specific enthalpy of medium (for initialization)
X_default=reference_X	Default value for mass fractions of medium (for initialization)
nS=size(substanceNames, 1)	Number of substances
nX=nS	Number of mass fractions
nXi=if fixedX then 0 else if reducedX then nS - 1 else nS	Number of structurally independent mass fractions (see docu for details)
nC=size(extraPropertiesNames, 1)	Number of extra (outside of standard mass-balance) transported properties
 dynamicViscosity	Return dynamic viscosity
 thermalConductivity	Return thermal conductivity
 prandtlNumber	Return the Prandtl number
 pressure	Return pressure
 temperature	Return temperature
 density	Return density
 specificEnthalpy	Return specific enthalpy
 specificInternalEnergy	Return specific internal energy
 specificEntropy	Return specific entropy
 specificGibbsEnergy	Return specific Gibbs energy
 specificHelmholtzEnergy	Return specific Helmholtz energy
 specificHeatCapacityCp	Return specific heat capacity at constant pressure
 heatCapacity_cp	alias for deprecated name
 specificHeatCapacityCv	Return specific heat capacity at constant volume
 heatCapacity_cv	alias for deprecated name
 isentropicExponent	Return isentropic exponent
 isentropicEnthalpy	Return isentropic enthalpy
 velocityOfSound	Return velocity of sound

 isobaricExpansionCoefficient	Return overall the isobaric expansion coefficient beta
 beta	alias for isobaricExpansionCoefficient for user convenience
 isothermalCompressibility	Return overall the isothermal compressibility factor
 kappa	alias of isothermalCompressibility for user convenience
 density_derp_h	Return density derivative wrt pressure at const specific enthalpy
 density_derh_p	Return density derivative wrt specific enthalpy at constant pressure
 density_derp_T	Return density derivative wrt pressure at const temperature
 density_derT_p	Return density derivative wrt temperature at constant pressure
 density_derX	Return density derivative wrt mass fraction
 density_pTX	Return density from p, T, and X or Xi
AbsolutePressure	Type for absolute pressure with medium specific attributes
Density	Type for density with medium specific attributes
DynamicViscosity	Type for dynamic viscosity with medium specific attributes
EnthalpyFlowRate	Type for enthalpy flow rate with medium specific attributes
MassFlowRate	Type for mass flow rate with medium specific attributes
MassFraction	Type for mass fraction with medium specific attributes
MoleFraction	Type for mole fraction with medium specific attributes
MolarMass	Type for molar mass with medium specific attributes
MolarVolume	Type for molar volume with medium specific attributes
IsentropicExponent	Type for isentropic exponent with medium specific attributes
SpecificEnergy	Type for specific energy with medium specific attributes
SpecificInternalEnergy	Type for specific internal energy with medium specific attributes
SpecificEnthalpy	Type for specific enthalpy with medium specific attributes
SpecificEntropy	Type for specific entropy with medium specific attributes
SpecificHeatCapacity	Type for specific heat capacity with medium specific attributes
SurfaceTension	Type for surface tension with medium specific attributes

Temperature	Type for temperature with medium specific attributes
ThermalConductivity	Type for thermal conductivity with medium specific attributes
PrandtlNumber	Type for Prandtl number with medium specific attributes
VelocityOfSound	Type for velocity of sound with medium specific attributes
ExtraProperty	Type for unspecified, mass-specific property transported by flow
CumulativeExtraProperty	Type for conserved integral of unspecified, mass specific property
ExtraPropertyFlowRate	Type for flow rate of unspecified, mass-specific property
IsobaricExpansionCoefficient	Type for isobaric expansion coefficient with medium specific attributes
DipoleMoment	Type for dipole moment with medium specific attributes
DerDensityByPressure	Type for partial derivative of density with respect to pressure with medium specific attributes
DerDensityByEnthalpy	Type for partial derivative of density with respect to enthalpy with medium specific attributes
DerEnthalpyByPressure	Type for partial derivative of enthalpy with respect to pressure with medium specific attributes
DerDensityByTemperature	Type for partial derivative of density with respect to temperature with medium specific attributes
 Choices	Types, constants to define menu choices

Types and constants

```

constant Boolean smoothModel
  "true if the (derived) model should not generate state events";

constant Boolean onePhase
  "true if the (derived) model should never be called with two-phase inputs";

constant FluidConstants[nS] fluidConstants "constant data for the fluid";

type FixedPhase = Integer(min=0,max=2)
  "phase of the fluid: 1 for 1-phase, 2 for two-phase, 0 for not known, e.g.
  interactive use";

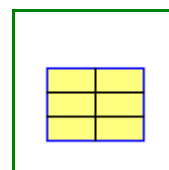
```

Modelica.Media.Interfaces.PartialTwoPhaseMedium.FluidLimits

validity limits for fluid model

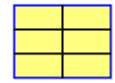
Information

The minimum pressure mostly applies to the liquid state only. The minimum density is also arbitrary, but is reasonable for technical applications to limit iterations in non-linear systems. The limits in enthalpy and entropy are used as safeguards in inverse iterations.




Modelica.Media.Interfaces.PartialTwoPhaseMedium.FluidConstants

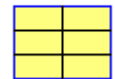
extended fluid constants

Information**Modelica.Media.Interfaces.PartialTwoPhaseMedium.ThermodynamicState**


Thermodynamic state of two phase medium

Information**Modelica.Media.Interfaces.PartialTwoPhaseMedium.SaturationProperties**

Saturation properties of two phase medium

Information**Modelica.Media.Interfaces.PartialTwoPhaseMedium.BaseProperties**

Base properties (p, d, T, h, u, R, MM, sat) of two phase medium

Information**Parameters**

Type	Name	Default	Description
Advanced			
Boolean	preferredMediumStates	false	= true if StateSelect.prefer shall be used for the independent property variables of the medium

Modelica.Media.Interfaces.PartialTwoPhaseMedium.setDewState

Return the thermodynamic state on the dew line

Information**Inputs**

Type	Name	Default	Description
SaturationProperties	sat		saturation point
FixedPhase	phase	1	phase: default is one phase

Outputs

Type	Name	Description
ThermodynamicState	state	complete thermodynamic state info

Modelica.Media.Interfaces.PartialTwoPhaseMedium.setBubbleState

Return the thermodynamic state on the bubble line

Information**Inputs**

Type	Name	Default	Description
SaturationProperties	sat		saturation point
FixedPhase	phase	1	phase: default is one phase

Outputs

Type	Name	Description
ThermodynamicState	state	complete thermodynamic state info

Modelica.Media.Interfaces.PartialTwoPhaseMedium.setState_dTX

Return thermodynamic state as function of d, T and composition X or Xi

Information**Inputs**

Type	Name	Default	Description
FixedPhase	phase	0	2 for two-phase, 1 for one-phase, 0 if not known
Density	d		density [kg/m3]
Temperature	T		Temperature [K]
MassFraction	X[:]	reference_X	Mass fractions [kg/kg]

Outputs

Type	Name	Description
ThermodynamicState	state	thermodynamic state record

Modelica.Media.Interfaces.PartialTwoPhaseMedium.setState_phX

Return thermodynamic state as function of p, h and composition X or Xi

Information

Inputs

Type	Name	Default	Description
FixedPhase	phase	0	2 for two-phase, 1 for one-phase, 0 if not known
AbsolutePressure	p		Pressure [Pa]
SpecificEnthalpy	h		Specific enthalpy [J/kg]
MassFraction	X[:]	reference_X	Mass fractions [kg/kg]

Outputs

Type	Name	Description
ThermodynamicState	state	thermodynamic state record

Modelica.Media.Interfaces.PartialTwoPhaseMedium.setState_psX

Return thermodynamic state as function of p, s and composition X or Xi



Information

Inputs

Type	Name	Default	Description
FixedPhase	phase	0	2 for two-phase, 1 for one-phase, 0 if not known
AbsolutePressure	p		Pressure [Pa]
SpecificEntropy	s		Specific entropy [J/(kg.K)]
MassFraction	X[:]	reference_X	Mass fractions [kg/kg]

Outputs

Type	Name	Description
ThermodynamicState	state	thermodynamic state record

Modelica.Media.Interfaces.PartialTwoPhaseMedium.setState_pTX

Return thermodynamic state as function of p, T and composition X or Xi



Information

Inputs

Type	Name	Default	Description
FixedPhase	phase	0	2 for two-phase, 1 for one-phase, 0 if not known
AbsolutePressure	p		Pressure [Pa]
Temperature	T		Temperature [K]
MassFraction	X[:]	reference_X	Mass fractions [kg/kg]

Outputs

Type	Name	Description
ThermodynamicState	state	thermodynamic state record

Modelica.Media.Interfaces.PartialTwoPhaseMedium.setSat_T

Return saturation property record from temperature

Information

Inputs

Type	Name	Default	Description
Temperature	T		temperature [K]

Outputs

Type	Name	Description
SaturationProperties	sat	saturation property record

Modelica.Media.Interfaces.PartialTwoPhaseMedium.setSat_p

Return saturation property record from pressure

Information

Inputs

Type	Name	Default	Description
AbsolutePressure	p		pressure [Pa]

Outputs

Type	Name	Description
SaturationProperties	sat	saturation property record

Modelica.Media.Interfaces.PartialTwoPhaseMedium.bubbleEnthalpy

Return bubble point specific enthalpy

Information

Inputs

Type	Name	Default	Description
SaturationProperties	sat		saturation property record



Outputs

Type	Name	Description
SpecificEnthalpy	hl	boiling curve specific enthalpy [J/kg]

Modelica.Media.Interfaces.PartialTwoPhaseMedium.dewEnthalpy

Return dew point specific enthalpy

**Information****Inputs**

Type	Name	Default	Description
SaturationProperties	sat		saturation property record

Outputs

Type	Name	Description
SpecificEnthalpy	hv	dew curve specific enthalpy [J/kg]

Modelica.Media.Interfaces.PartialTwoPhaseMedium.bubbleEntropy

Return bubble point specific entropy

**Information****Inputs**

Type	Name	Default	Description
SaturationProperties	sat		saturation property record

Outputs

Type	Name	Description
SpecificEntropy	sl	boiling curve specific entropy [J/(kg.K)]

Modelica.Media.Interfaces.PartialTwoPhaseMedium.dewEntropy

Return dew point specific entropy

**Information****Inputs**

Type	Name	Default	Description
SaturationProperties	sat		saturation property record

Outputs

Type	Name	Description
SpecificEntropy	sv	dew curve specific entropy [J/(kg.K)]

Modelica.Media.Interfaces.PartialTwoPhaseMedium.bubbleDensity

Return bubble point density

**Information****Inputs**

Type	Name	Default	Description
SaturationProperties	sat		saturation property record

Outputs

Type	Name	Description
Density	dl	boiling curve density [kg/m3]

Modelica.Media.Interfaces.PartialTwoPhaseMedium.dewDensity

Return dew point density

**Information****Inputs**

Type	Name	Default	Description
SaturationProperties	sat		saturation property record

Outputs

Type	Name	Description
Density	dv	dew curve density [kg/m3]

Modelica.Media.Interfaces.PartialTwoPhaseMedium.saturationPressure

Return saturation pressure

**Information****Inputs**

Type	Name	Default	Description
Temperature	T		temperature [K]

Outputs

Type	Name	Description
AbsolutePressure	p	saturation pressure [Pa]

Modelica.Media.Interfaces.PartialTwoPhaseMedium.saturationTemperature

Return saturation temperature

Information

Inputs

Type	Name	Default	Description
AbsolutePressure	p		pressure [Pa]

Outputs

Type	Name	Description
Temperature	T	saturation temperature [K]

Modelica.Media.Interfaces.PartialTwoPhaseMedium.saturationPressure_sat

Return saturation temperature

Information

Inputs

Type	Name	Default	Description
SaturationProperties	sat		saturation property record

Outputs

Type	Name	Description
AbsolutePressure	p	saturation pressure [Pa]

Modelica.Media.Interfaces.PartialTwoPhaseMedium.saturationTemperature_sat

Return saturation temperature

Information

Inputs

Type	Name	Default	Description
SaturationProperties	sat		saturation property record



Outputs

Type	Name	Description
Temperature	T	saturation temperature [K]

Modelica.Media.Interfaces.PartialTwoPhaseMedium.saturationTemperature_derp

Return derivative of saturation temperature w.r.t. pressure

**Information****Inputs**

Type	Name	Default	Description
AbsolutePressure	p		pressure [Pa]

Outputs

Type	Name	Description
Real	dTp	derivative of saturation temperature w.r.t. pressure

Modelica.Media.Interfaces.PartialTwoPhaseMedium.saturationTemperature_derp_sat

Return derivative of saturation temperature w.r.t. pressure

**Information****Inputs**

Type	Name	Default	Description
SaturationProperties	sat		saturation property record

Outputs

Type	Name	Description
Real	dTp	derivative of saturation temperature w.r.t. pressure

Modelica.Media.Interfaces.PartialTwoPhaseMedium.surfaceTension

Return surface tension sigma in the two phase region

**Information****Inputs**

Type	Name	Default	Description
SaturationProperties	sat		saturation property record

Outputs

Type	Name	Description
SurfaceTension	sigma	Surface tension sigma in the two phase region [N/m]

Modelica.Media.Interfaces.PartialTwoPhaseMedium.molarMass

Return the molar mass of the medium

**Inputs**

Type	Name	Default	Description
ThermodynamicState	state		thermodynamic state record

Outputs

Type	Name	Description
MolarMass	MM	Mixture molar mass [kg/mol]

Modelica.Media.Interfaces.PartialTwoPhaseMedium.dBubbleDensity_dPressure

Return bubble point density derivative

**Information****Inputs**

Type	Name	Default	Description
SaturationProperties	sat		saturation property record

Outputs

Type	Name	Description
DerDensityByPressure	ddl dp	boiling curve density derivative [s2/m2]

Modelica.Media.Interfaces.PartialTwoPhaseMedium.dDewDensity_dPressure

Return dew point density derivative

**Information****Inputs**

Type	Name	Default	Description
SaturationProperties	sat		saturation property record

Outputs

Type	Name	Description
DerDensityByPressure	ddv dp	saturated steam density derivative [s2/m2]

Modelica.Media.Interfaces.PartialTwoPhaseMedium.dBubbleEnthalpy_dPressure

Return bubble point specific enthalpy derivative

**Information****Inputs**

Type	Name	Default	Description
SaturationProperties	sat		saturation property record

Outputs

Type	Name	Description
DerEnthalpyByPressure	dhldp	boiling curve specific enthalpy derivative [J.m.s2/kg2]

Modelica.Media.Interfaces.PartialTwoPhaseMedium.dDewEnthalpy_dPressure

Return dew point specific enthalpy derivative

**Information****Inputs**

Type	Name	Default	Description
SaturationProperties	sat		saturation property record

Outputs

Type	Name	Description
DerEnthalpyByPressure	dhvdp	saturated steam specific enthalpy derivative [J.m.s2/kg2]

Modelica.Media.Interfaces.PartialTwoPhaseMedium.specificEnthalpy_pTX

Return specific enthalpy from pressure, temperature and mass fraction

**Information****Inputs**

Type	Name	Default	Description
AbsolutePressure	p		Pressure [Pa]
Temperature	T		Temperature [K]
MassFraction	X[nX]		Mass fractions [kg/kg]
FixedPhase	phase	0	2 for two-phase, 1 for one-phase, 0 if not known

Outputs

Type	Name	Description
SpecificEnthalpy	h	Specific enthalpy at p, T, X [J/kg]

Modelica.Media.Interfaces.PartialTwoPhaseMedium.temperature_phX

Return temperature from p, h, and X or Xi

Information

Inputs

Type	Name	Default	Description
AbsolutePressure	p		Pressure [Pa]
SpecificEnthalpy	h		Specific enthalpy [J/kg]
MassFraction	X[nX]		Mass fractions [kg/kg]
FixedPhase	phase	0	2 for two-phase, 1 for one-phase, 0 if not known

Outputs

Type	Name	Description
Temperature	T	Temperature [K]

Modelica.Media.Interfaces.PartialTwoPhaseMedium.density_phX

Return density from p, h, and X or Xi

Information

Inputs

Type	Name	Default	Description
AbsolutePressure	p		Pressure [Pa]
SpecificEnthalpy	h		Specific enthalpy [J/kg]
MassFraction	X[nX]		Mass fractions [kg/kg]
FixedPhase	phase	0	2 for two-phase, 1 for one-phase, 0 if not known

Outputs

Type	Name	Description
Density	d	density [kg/m3]

Modelica.Media.Interfaces.PartialTwoPhaseMedium.temperature_psX

Return temperature from p, s, and X or Xi



Information**Inputs**

Type	Name	Default	Description
AbsolutePressure	p		Pressure [Pa]
SpecificEntropy	s		Specific entropy [J/(kg.K)]
MassFraction	X[nX]		Mass fractions [kg/kg]
FixedPhase	phase	0	2 for two-phase, 1 for one-phase, 0 if not known

Outputs

Type	Name	Description
Temperature	T	Temperature [K]

Modelica.Media.Interfaces.PartialTwoPhaseMedium.density_psX

Return density from p, s, and X or Xi

**Information****Inputs**

Type	Name	Default	Description
AbsolutePressure	p		Pressure [Pa]
SpecificEntropy	s		Specific entropy [J/(kg.K)]
MassFraction	X[nX]		Mass fractions [kg/kg]
FixedPhase	phase	0	2 for two-phase, 1 for one-phase, 0 if not known

Outputs

Type	Name	Description
Density	d	Density [kg/m3]

Modelica.Media.Interfaces.PartialTwoPhaseMedium.specificEnthalpy_psX

Return specific enthalpy from p, s, and X or Xi

**Information****Inputs**

Type	Name	Default	Description
AbsolutePressure	p		Pressure [Pa]
SpecificEntropy	s		Specific entropy [J/(kg.K)]
MassFraction	X[nX]		Mass fractions [kg/kg]
FixedPhase	phase	0	2 for two-phase, 1 for one-phase, 0 if not known

Outputs

Type	Name	Description
SpecificEnthalpy	h	specific enthalpy [J/kg]

Modelica.Media.Interfaces.PartialTwoPhaseMedium.setState_pT

Return thermodynamic state from p and T

Information**Inputs**

Type	Name	Default	Description
AbsolutePressure	p		Pressure [Pa]
Temperature	T		Temperature [K]
FixedPhase	phase	0	2 for two-phase, 1 for one-phase, 0 if not known

Outputs

Type	Name	Description
ThermodynamicState	state	thermodynamic state record

Modelica.Media.Interfaces.PartialTwoPhaseMedium.setState_ph

Return thermodynamic state from p and h

Information**Inputs**

Type	Name	Default	Description
AbsolutePressure	p		Pressure [Pa]
SpecificEnthalpy	h		Specific enthalpy [J/kg]
FixedPhase	phase	0	2 for two-phase, 1 for one-phase, 0 if not known

Outputs

Type	Name	Description
ThermodynamicState	state	thermodynamic state record

Modelica.Media.Interfaces.PartialTwoPhaseMedium.setState_ps

Return thermodynamic state from p and s



Information

Inputs

Type	Name	Default	Description
AbsolutePressure	p		Pressure [Pa]
SpecificEntropy	s		Specific entropy [J/(kg.K)]
FixedPhase	phase	0	2 for two-phase, 1 for one-phase, 0 if not known

Outputs

Type	Name	Description
ThermodynamicState	state	thermodynamic state record

Modelica.Media.Interfaces.PartialTwoPhaseMedium.setState_dT

Return thermodynamic state from d and T

Information

Inputs

Type	Name	Default	Description
Density	d		density [kg/m3]
Temperature	T		Temperature [K]
FixedPhase	phase	0	2 for two-phase, 1 for one-phase, 0 if not known

Outputs

Type	Name	Description
ThermodynamicState	state	thermodynamic state record

Modelica.Media.Interfaces.PartialTwoPhaseMedium.setState_px

Return thermodynamic state from pressure and vapour quality

Information

Inputs

Type	Name	Default	Description
AbsolutePressure	p		Pressure [Pa]
MassFraction	x		Vapour quality [kg/kg]

Outputs

Type	Name	Description
ThermodynamicState	state	Thermodynamic state record



Modelica.Media.Interfaces.PartialTwoPhaseMedium.setState_Tx

Return thermodynamic state from temperature and vapour quality

Information**Inputs**

Type	Name	Default	Description
Temperature	T		Temperature [K]
MassFraction	x		Vapour quality [kg/kg]

Outputs

Type	Name	Description
ThermodynamicState	state	thermodynamic state record

Modelica.Media.Interfaces.PartialTwoPhaseMedium.vapourQuality

Return vapour quality

Information**Inputs**

Type	Name	Default	Description
ThermodynamicState	state		Thermodynamic state record

Outputs

Type	Name	Description
MassFraction	x	Vapour quality [kg/kg]

Modelica.Media.Interfaces.PartialTwoPhaseMedium.density_ph

Return density from p and h

Information**Inputs**

Type	Name	Default	Description
AbsolutePressure	p		Pressure [Pa]
SpecificEnthalpy	h		Specific enthalpy [J/kg]
FixedPhase	phase	0	2 for two-phase, 1 for one-phase, 0 if not known

Outputs

Type	Name	Description
Density	d	Density [kg/m ³]



Modelica.Media.Interfaces.PartialTwoPhaseMedium.temperature_ph

Return temperature from p and h

**Information****Inputs**

Type	Name	Default	Description
AbsolutePressure	p		Pressure [Pa]
SpecificEnthalpy	h		Specific enthalpy [J/kg]
FixedPhase	phase	0	2 for two-phase, 1 for one-phase, 0 if not known

Outputs

Type	Name	Description
Temperature	T	Temperature [K]

Modelica.Media.Interfaces.PartialTwoPhaseMedium.pressure_dT

Return pressure from d and T

**Information****Inputs**

Type	Name	Default	Description
Density	d		Density [kg/m3]
Temperature	T		Temperature [K]
FixedPhase	phase	0	2 for two-phase, 1 for one-phase, 0 if not known

Outputs

Type	Name	Description
AbsolutePressure	p	Pressure [Pa]

Modelica.Media.Interfaces.PartialTwoPhaseMedium.specificEnthalpy_dT

Return specific enthalpy from d and T

**Information****Inputs**

Type	Name	Default	Description
Density	d		Density [kg/m3]
Temperature	T		Temperature [K]

FixedPhase	phase	0	2 for two-phase, 1 for one-phase, 0 if not known
------------	-------	---	--

Outputs

Type	Name	Description
SpecificEnthalpy	h	specific enthalpy [J/kg]

Modelica.Media.Interfaces.PartialTwoPhaseMedium.specificEnthalpy_ps

Return specific enthalpy from p and s

Information

Inputs

Type	Name	Default	Description
AbsolutePressure	p		Pressure [Pa]
SpecificEntropy	s		Specific entropy [J/(kg.K)]
FixedPhase	phase	0	2 for two-phase, 1 for one-phase, 0 if not known

Outputs

Type	Name	Description
SpecificEnthalpy	h	specific enthalpy [J/kg]



Modelica.Media.Interfaces.PartialTwoPhaseMedium.temperature_ps

Return temperature from p and s

Information

Inputs

Type	Name	Default	Description
AbsolutePressure	p		Pressure [Pa]
SpecificEntropy	s		Specific entropy [J/(kg.K)]
FixedPhase	phase	0	2 for two-phase, 1 for one-phase, 0 if not known

Outputs

Type	Name	Description
Temperature	T	Temperature [K]



Modelica.Media.Interfaces.PartialTwoPhaseMedium.density_ps

Return density from p and s



Information**Inputs**

Type	Name	Default	Description
AbsolutePressure	p		Pressure [Pa]
SpecificEntropy	s		Specific entropy [J/(kg.K)]
FixedPhase	phase	0	2 for two-phase, 1 for one-phase, 0 if not known

Outputs

Type	Name	Description
Density	d	Density [kg/m3]

Modelica.Media.Interfaces.PartialTwoPhaseMedium.specificEnthalpy_pT

Return specific enthalpy from p and T

**Information****Inputs**

Type	Name	Default	Description
AbsolutePressure	p		Pressure [Pa]
Temperature	T		Temperature [K]
FixedPhase	phase	0	2 for two-phase, 1 for one-phase, 0 if not known

Outputs

Type	Name	Description
SpecificEnthalpy	h	specific enthalpy [J/kg]

Modelica.Media.Interfaces.PartialTwoPhaseMedium.density_pT

Return density from p and T

**Information****Inputs**

Type	Name	Default	Description
AbsolutePressure	p		Pressure [Pa]
Temperature	T		Temperature [K]
FixedPhase	phase	0	2 for two-phase, 1 for one-phase, 0 if not known





















Outputs



















Type	Name	Description
Density	d	Density [kg/m3]


















Modelica.Media.Interfaces.PartialSimpleMedium

Medium model with linear dependency of u , h from temperature. All other quantities, especially density, are constant.

Package Content

Name	Description
cp_const	Constant specific heat capacity at constant pressure
cv_const	Constant specific heat capacity at constant volume
d_const	Constant density
eta_const	Constant dynamic viscosity
lambda_const	Constant thermal conductivity
a_const	Constant velocity of sound
T_min	Minimum temperature valid for medium model
T_max	Maximum temperature valid for medium model
T0=reference_T	Zero enthalpy temperature
MM_const	Molar mass
fluidConstants	fluid constants
 ThermodynamicState	Thermodynamic state
 BaseProperties	Base properties
 setState_pTX	Return thermodynamic state from p , T , and X or X_i
 setState_phX	Return thermodynamic state from p , h , and X or X_i
 setState_psX	Return thermodynamic state from p , s , and X or X_i
 setState_dTX	Return thermodynamic state from d , T , and X or X_i
 dynamicViscosity	Return dynamic viscosity
 thermalConductivity	Return thermal conductivity
 specificHeatCapacityCp	Return specific heat capacity at constant pressure
 specificHeatCapacityCv	Return specific heat capacity at constant volume
 isentropicExponent	Return isentropic exponent
 velocityOfSound	Return velocity of sound
 specificEnthalpy_pTX	Return specific enthalpy from p , T , and X or X_i
 temperature_phX	Return temperature from p , h , and X or X_i
 density_phX	Return density from p , h , and X or X_i
Inherited	
 setState_pT	Return thermodynamic state from p and T
 setState_ph	Return thermodynamic state from p and h
 setState_ps	Return thermodynamic state from p and s
 setState_dT	Return thermodynamic state from d and T
 density_ph	Return density from p and h

 <code>temperature_ph</code>	Return temperature from p and h
 <code>pressure_dT</code>	Return pressure from d and T
 <code>specificEnthalpy_dT</code>	Return specific enthalpy from d and T
 <code>specificEnthalpy_ps</code>	Return specific enthalpy from p and s
 <code>temperature_ps</code>	Return temperature from p and s
 <code>density_ps</code>	Return density from p and s
 <code>specificEnthalpy_pT</code>	Return specific enthalpy from p and T
 <code>density_pT</code>	Return density from p and T
<code>mediumName="unusablePartialMedium"</code>	Name of the medium
<code>substanceNames={mediumName}</code>	Names of the mixture substances. Set <code>substanceNames={mediumName}</code> if only one substance.
<code>extraPropertiesNames=fill("", 0)</code>	Names of the additional (extra) transported properties. Set <code>extraPropertiesNames=fill("",0)</code> if unused
<code>singleState</code>	= true, if u and d are not a function of pressure
<code>reducedX=true</code>	= true if medium contains the equation $\sum(X) = 1.0$; set <code>reducedX=true</code> if only one substance (see docu for details)
<code>fixedX=false</code>	= true if medium contains the equation $X = \text{reference_X}$
<code>reference_p=101325</code>	Reference pressure of Medium: default 1 atmosphere
<code>reference_T=298.15</code>	Reference temperature of Medium: default 25 deg Celsius
<code>reference_X=fill(1/nX, nX)</code>	Default mass fractions of medium
<code>p_default=101325</code>	Default value for pressure of medium (for initialization)
<code>T_default=Modelica.SIunits.Conversions.from_degC(20)</code>	Default value for temperature of medium (for initialization)
<code>h_default=specificEnthalpy_pTX(p_default, T_default, X_default)</code>	Default value for specific enthalpy of medium (for initialization)
<code>X_default=reference_X</code>	Default value for mass fractions of medium (for initialization)
<code>nS=size(substanceNames, 1)</code>	Number of substances
<code>nX=nS</code>	Number of mass fractions
<code>nXi=if fixedX then 0 else if reducedX then nS - 1 else nS</code>	Number of structurally independent mass fractions (see docu for details)
<code>nC=size(extraPropertiesNames, 1)</code>	Number of extra (outside of standard mass-balance) transported properties
 <code>FluidConstants</code>	critical, triple, molecular and other standard data of fluid
 <code>prandtlNumber</code>	Return the Prandtl number
 <code>pressure</code>	Return pressure
 <code>temperature</code>	Return temperature
 <code>density</code>	Return density
 <code>specificEnthalpy</code>	Return specific enthalpy
 <code>specificInternalEnergy</code>	Return specific internal energy
 <code>specificEntropy</code>	Return specific entropy
 <code>specificGibbsEnergy</code>	Return specific Gibbs energy
 <code>specificHelmholtzEnergy</code>	Return specific Helmholtz energy

 heatCapacity_cp	alias for deprecated name
 heatCapacity_cv	alias for deprecated name
 isentropicEnthalpy	Return isentropic enthalpy
 isobaricExpansionCoefficient	Return overall the isobaric expansion coefficient beta
 beta	alias for isobaricExpansionCoefficient for user convenience
 isothermalCompressibility	Return overall the isothermal compressibility factor
 kappa	alias of isothermalCompressibility for user convenience
 density_derp_h	Return density derivative wrt pressure at const specific enthalpy
 density_derh_p	Return density derivative wrt specific enthalpy at constant pressure
 density_derp_T	Return density derivative wrt pressure at const temperature
 density_derT_p	Return density derivative wrt temperature at constant pressure
 density_derX	Return density derivative wrt mass fraction
 molarMass	Return the molar mass of the medium
 density_pTX	Return density from p, T, and X or Xi
 temperature_psX	Return temperature from p,s, and X or Xi
 density_psX	Return density from p, s, and X or Xi
 specificEnthalpy_psX	Return specific enthalpy from p, s, and X or Xi
AbsolutePressure	Type for absolute pressure with medium specific attributes
Density	Type for density with medium specific attributes
DynamicViscosity	Type for dynamic viscosity with medium specific attributes
EnthalpyFlowRate	Type for enthalpy flow rate with medium specific attributes
MassFlowRate	Type for mass flow rate with medium specific attributes
MassFraction	Type for mass fraction with medium specific attributes
MoleFraction	Type for mole fraction with medium specific attributes
MolarMass	Type for molar mass with medium specific attributes
MolarVolume	Type for molar volume with medium specific attributes
IsentropicExponent	Type for isentropic exponent with medium specific attributes
SpecificEnergy	Type for specific energy with medium specific attributes
SpecificInternalEnergy	Type for specific internal energy with medium specific attributes
SpecificEnthalpy	Type for specific enthalpy with medium specific attributes
SpecificEntropy	Type for specific entropy with medium specific attributes
SpecificHeatCapacity	Type for specific heat capacity with medium specific attributes
SurfaceTension	Type for surface tension with medium specific attributes
Temperature	Type for temperature with medium specific attributes
ThermalConductivity	Type for thermal conductivity with medium specific attributes
PrandtlNumber	Type for Prandtl number with medium specific attributes
VelocityOfSound	Type for velocity of sound with medium specific attributes

ExtraProperty	Type for unspecified, mass-specific property transported by flow
CumulativeExtraProperty	Type for conserved integral of unspecified, mass specific property
ExtraPropertyFlowRate	Type for flow rate of unspecified, mass-specific property
IsobaricExpansionCoefficient	Type for isobaric expansion coefficient with medium specific attributes
DipoleMoment	Type for dipole moment with medium specific attributes
DerDensityByPressure	Type for partial derivative of density with respect to pressure with medium specific attributes
DerDensityByEnthalpy	Type for partial derivative of density with respect to enthalpy with medium specific attributes
DerEnthalpyByPressure	Type for partial derivative of enthalpy with respect to pressure with medium specific attributes
DerDensityByTemperature	Type for partial derivative of density with respect to temperature with medium specific attributes
<input type="checkbox"/> Choices	Types, constants to define menu choices

Types and constants

```

constant SpecificHeatCapacity cp_const
  "Constant specific heat capacity at constant pressure";

constant SpecificHeatCapacity cv_const
  "Constant specific heat capacity at constant volume";

constant Density d_const "Constant density";

constant DynamicViscosity eta_const "Constant dynamic viscosity";

constant ThermalConductivity lambda_const "Constant thermal conductivity";

constant VelocityOfSound a_const "Constant velocity of sound";

constant Temperature T_min "Minimum temperature valid for medium model";

constant Temperature T_max "Maximum temperature valid for medium model";

constant Temperature T0=reference_T "Zero enthalpy temperature";

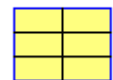
constant MolarMass MM_const "Molar mass";

constant FluidConstants[nS] fluidConstants "fluid constants";

```

Modelica.Media.Interfaces.PartialSimpleMedium.ThermodynamicState

Thermodynamic state



Modelica.Media.Interfaces.PartialSimpleMedium.BaseProperties**Base properties****Information**

This is the most simple incompressible medium model, where specific enthalpy h and specific internal energy u are only a function of temperature T and all other provided medium quantities are assumed to be constant.

Parameters

Type	Name	Default	Description
Advanced			
Boolean	preferredMediumStates	false	= true if StateSelect.prefer shall be used for the independent property variables of the medium

Modelica.Media.Interfaces.PartialSimpleMedium.setState_pTX

Return thermodynamic state from p , T , and X or X_i

Information**Inputs**

Type	Name	Default	Description
AbsolutePressure	p		Pressure [Pa]
Temperature	T		Temperature [K]
MassFraction	$X[:]$	reference_X	Mass fractions [kg/kg]

Outputs

Type	Name	Description
ThermodynamicState	state	thermodynamic state record

Modelica.Media.Interfaces.PartialSimpleMedium.setState_phX

Return thermodynamic state from p , h , and X or X_i

Information**Inputs**

Type	Name	Default	Description
AbsolutePressure	p		Pressure [Pa]
SpecificEnthalpy	h		Specific enthalpy [J/kg]
MassFraction	$X[:]$	reference_X	Mass fractions [kg/kg]

Outputs

Type	Name	Description
------	------	-------------

ThermodynamicState	state	thermodynamic state record
--------------------	-------	----------------------------

Modelica.Media.Interfaces.PartialSimpleMedium.setState_psX

Return thermodynamic state from p, s, and X or Xi

Information**Inputs**

Type	Name	Default	Description
AbsolutePressure	p		Pressure [Pa]
SpecificEntropy	s		Specific entropy [J/(kg.K)]
MassFraction	X[:]	reference_X	Mass fractions [kg/kg]

Outputs

Type	Name	Description
ThermodynamicState	state	thermodynamic state record

**Modelica.Media.Interfaces.PartialSimpleMedium.setState_dTX**

Return thermodynamic state from d, T, and X or Xi

Information**Inputs**

Type	Name	Default	Description
Density	d		density [kg/m3]
Temperature	T		Temperature [K]
MassFraction	X[:]	reference_X	Mass fractions [kg/kg]

Outputs

Type	Name	Description
ThermodynamicState	state	thermodynamic state record

**Modelica.Media.Interfaces.PartialSimpleMedium.dynamicViscosity**

Return dynamic viscosity

Information**Inputs**

Type	Name	Default	Description
ThermodynamicState	state		thermodynamic state record



Outputs

Type	Name	Description
DynamicViscosity	eta	Dynamic viscosity [Pa.s]

Modelica.Media.Interfaces.PartialSimpleMedium.thermalConductivity

Return thermal conductivity

Information**Inputs**

Type	Name	Default	Description
ThermodynamicState	state		thermodynamic state record

Outputs

Type	Name	Description
ThermalConductivity	lambda	Thermal conductivity [W/(m.K)]

Modelica.Media.Interfaces.PartialSimpleMedium.specificHeatCapacityCp

Return specific heat capacity at constant pressure

Information**Inputs**

Type	Name	Default	Description
ThermodynamicState	state		thermodynamic state record

Outputs

Type	Name	Description
SpecificHeatCapacity	cp	Specific heat capacity at constant pressure [J/(kg.K)]

Modelica.Media.Interfaces.PartialSimpleMedium.specificHeatCapacityCv

Return specific heat capacity at constant volume

Information**Inputs**

Type	Name	Default	Description
ThermodynamicState	state		thermodynamic state record



Outputs

Type	Name	Description
SpecificHeatCapacity	cv	Specific heat capacity at constant volume [J/(kg.K)]

Modelica.Media.Interfaces.PartialSimpleMedium.isentropicExponent

Return isentropic exponent

Information**Inputs**

Type	Name	Default	Description
ThermodynamicState	state		thermodynamic state record

Outputs

Type	Name	Description
IsentropicExponent	gamma	Isentropic exponent [1]

Modelica.Media.Interfaces.PartialSimpleMedium.velocityOfSound

Return velocity of sound

Information**Inputs**

Type	Name	Default	Description
ThermodynamicState	state		thermodynamic state record

Outputs

Type	Name	Description
VelocityOfSound	a	Velocity of sound [m/s]

Modelica.Media.Interfaces.PartialSimpleMedium.specificEnthalpy_pTX

Return specific enthalpy from p, T, and X or Xi

Information**Inputs**

Type	Name	Default	Description
AbsolutePressure	p		Pressure [Pa]
Temperature	T		Temperature [K]
MassFraction	X[nX]		Mass fractions [kg/kg]

Outputs

Type	Name	Description
SpecificEnthalpy	h	Specific enthalpy [J/kg]

Modelica.Media.Interfaces.PartialSimpleMedium.temperature_phX

Return temperature from p, h, and X or Xi



Information

Inputs

Type	Name	Default	Description
AbsolutePressure	p		Pressure [Pa]
SpecificEnthalpy	h		Specific enthalpy [J/kg]
MassFraction	X[nX]		Mass fractions [kg/kg]

Outputs

Type	Name	Description
Temperature	T	Temperature [K]

Modelica.Media.Interfaces.PartialSimpleMedium.density_phX

Return density from p, h, and X or Xi



Information

Inputs

Type	Name	Default	Description
AbsolutePressure	p		Pressure [Pa]
SpecificEnthalpy	h		Specific enthalpy [J/kg]
MassFraction	X[nX]		Mass fractions [kg/kg]

Outputs























Type	Name	Description
Density	d	density [kg/m3]

















Modelica.Media.Interfaces.PartialSimpleIdealGasMedium

Medium model of Ideal gas with constant cp and cv. All other quantities, e.g. transport properties, are constant.


Package Content

Name	Description
------	-------------

cp_const	Constant specific heat capacity at constant pressure
cv_const=cp_const - R_gas	Constant specific heat capacity at constant volume
R_gas	medium specific gas constant
MM_const	Molar mass
eta_const	Constant dynamic viscosity
lambda_const	Constant thermal conductivity
T_min	Minimum temperature valid for medium model
T_max	Maximum temperature valid for medium model
T0=reference_T	Zero enthalpy temperature
 ThermodynamicState	Thermodynamic state of ideal gas
 FluidConstants	fluid constants
 BaseProperties	Base properties of ideal gas
 setState_pTX	Return thermodynamic state from p, T, and X or Xi
 setState_phX	Return thermodynamic state from p, h, and X or Xi
 setState_psX	Return thermodynamic state from p, s, and X or Xi
 setState_dTX	Return thermodynamic state from d, T, and X or Xi
 pressure	Return pressure of ideal gas
 temperature	Return temperature of ideal gas
 density	Return density of ideal gas
 specificEnthalpy	Return specific enthalpy
 specificInternalEnergy	Return specific internal energy
 specificEntropy	Return specific entropy
 specificGibbsEnergy	Return specific Gibbs energy
 specificHelmholtzEnergy	Return specific Helmholtz energy
 dynamicViscosity	Return dynamic viscosity
 thermalConductivity	Return thermal conductivity
 specificHeatCapacityCp	Return specific heat capacity at constant pressure
 specificHeatCapacityCv	Return specific heat capacity at constant volume
 isentropicExponent	Return isentropic exponent
 velocityOfSound	Return velocity of sound
 specificEnthalpy_pTX	Return specific enthalpy from p, T, and X or Xi
 temperature_phX	Return temperature from p, h, and X or Xi
 density_phX	Return density from p, h, and X or Xi
Inherited	
 setState_pT	Return thermodynamic state from p and T
 setState_ph	Return thermodynamic state from p and h
 setState_ps	Return thermodynamic state from p and s
 setState_dT	Return thermodynamic state from d and T

 density_ph	Return density from p and h
 temperature_ph	Return temperature from p and h
 pressure_dT	Return pressure from d and T
 specificEnthalpy_dT	Return specific enthalpy from d and T
 specificEnthalpy_ps	Return specific enthalpy from p and s
 temperature_ps	Return temperature from p and s
 density_ps	Return density from p and s
 specificEnthalpy_pT	Return specific enthalpy from p and T
 density_pT	Return density from p and T
mediumName="unusablePartialMedium"	Name of the medium
substanceNames={mediumName}	Names of the mixture substances. Set substanceNames={mediumName} if only one substance.
extraPropertiesNames=fill("", 0)	Names of the additional (extra) transported properties. Set extraPropertiesNames=fill("",0) if unused
singleState	= true, if u and d are not a function of pressure
reducedX=true	= true if medium contains the equation $\sum(X) = 1.0$; set reducedX=true if only one substance (see docu for details)
fixedX=false	= true if medium contains the equation $X = \text{reference_X}$
reference_p=101325	Reference pressure of Medium: default 1 atmosphere
reference_T=298.15	Reference temperature of Medium: default 25 deg Celsius
reference_X=fill(1/nX, nX)	Default mass fractions of medium
p_default=101325	Default value for pressure of medium (for initialization)
T_default=Modelica.SIunits.Conversions.from_degC(20)	Default value for temperature of medium (for initialization)
h_default=specificEnthalpy_pTX(p_default, T_default, X_default)	Default value for specific enthalpy of medium (for initialization)
X_default=reference_X	Default value for mass fractions of medium (for initialization)
nS=size(substanceNames, 1)	Number of substances
nX=nS	Number of mass fractions
nXi=if fixedX then 0 else if reducedX then nS - 1 else nS	Number of structurally independent mass fractions (see docu for details)
nC=size(extraPropertiesNames, 1)	Number of extra (outside of standard mass-balance) transported properties
 prandtlNumber	Return the Prandtl number
 heatCapacity_cp	alias for deprecated name
 heatCapacity_cv	alias for deprecated name
 isentropicEnthalpy	Return isentropic enthalpy
 isobaricExpansionCoefficient	Return overall the isobaric expansion coefficient beta
 beta	alias for isobaricExpansionCoefficient for user convenience
 isothermalCompressibility	Return overall the isothermal compressibility factor
 kappa	alias of isothermalCompressibility for user convenience
 density_derp_h	Return density derivative wrt pressure at const specific

	enthalpy
 density_derh_p	Return density derivative wrt specific enthalpy at constant pressure
 density_derp_T	Return density derivative wrt pressure at const temperature
 density_derT_p	Return density derivative wrt temperature at constant pressure
 density_derX	Return density derivative wrt mass fraction
 molarMass	Return the molar mass of the medium
 density_pTX	Return density from p, T, and X or Xi
 temperature_psX	Return temperature from p,s, and X or Xi
 density_psX	Return density from p, s, and X or Xi
 specificEnthalpy_psX	Return specific enthalpy from p, s, and X or Xi
AbsolutePressure	Type for absolute pressure with medium specific attributes
Density	Type for density with medium specific attributes
DynamicViscosity	Type for dynamic viscosity with medium specific attributes
EnthalpyFlowRate	Type for enthalpy flow rate with medium specific attributes
MassFlowRate	Type for mass flow rate with medium specific attributes
MassFraction	Type for mass fraction with medium specific attributes
MoleFraction	Type for mole fraction with medium specific attributes
MolarMass	Type for molar mass with medium specific attributes
MolarVolume	Type for molar volume with medium specific attributes
IsentropicExponent	Type for isentropic exponent with medium specific attributes
SpecificEnergy	Type for specific energy with medium specific attributes
SpecificInternalEnergy	Type for specific internal energy with medium specific attributes
SpecificEnthalpy	Type for specific enthalpy with medium specific attributes
SpecificEntropy	Type for specific entropy with medium specific attributes
SpecificHeatCapacity	Type for specific heat capacity with medium specific attributes
SurfaceTension	Type for surface tension with medium specific attributes
Temperature	Type for temperature with medium specific attributes
ThermalConductivity	Type for thermal conductivity with medium specific attributes
PrandtlNumber	Type for Prandtl number with medium specific attributes
VelocityOfSound	Type for velocity of sound with medium specific attributes
ExtraProperty	Type for unspecified, mass-specific property transported by flow
CumulativeExtraProperty	Type for conserved integral of unspecified, mass specific property
ExtraPropertyFlowRate	Type for flow rate of unspecified, mass-specific property
IsobaricExpansionCoefficient	Type for isobaric expansion coefficient with medium specific attributes
DipoleMoment	Type for dipole moment with medium specific attributes
DerDensityByPressure	Type for partial derivative of density with respect to pressure with medium specific attributes

DerDensityByEnthalpy	Type for partial derivative of density with respect to enthalpy with medium specific attributes
DerEnthalpyByPressure	Type for partial derivative of enthalpy with respect to pressure with medium specific attributes
DerDensityByTemperature	Type for partial derivative of density with respect to temperature with medium specific attributes
 Choices	Types, constants to define menu choices

Types and constants

```

constant SpecificHeatCapacity cp_const
  "Constant specific heat capacity at constant pressure";

constant SpecificHeatCapacity cv_const= cp_const - R_gas
  "Constant specific heat capacity at constant volume";

constant SpecificHeatCapacity R_gas "medium specific gas constant";

constant MolarMass MM_const "Molar mass";

constant DynamicViscosity eta_const "Constant dynamic viscosity";

constant ThermalConductivity lambda_const "Constant thermal conductivity";

constant Temperature T_min "Minimum temperature valid for medium model";

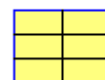
constant Temperature T_max "Maximum temperature valid for medium model";

constant Temperature T0= reference_T "Zero enthalpy temperature";

```

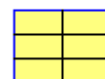
Modelica.Media.Interfaces.PartialSimpleIdealGasMedium.ThermodynamicState

Thermodynamic state of ideal gas



Modelica.Media.Interfaces.PartialSimpleIdealGasMedium.FluidConstants

fluid constants



Modelica.Media.Interfaces.PartialSimpleIdealGasMedium.BaseProperties

Base properties of ideal gas



Information

This is the most simple incompressible medium model, where specific enthalpy h and specific internal energy u are only a function of temperature T and all other provided medium quantities are assumed to be constant.

Parameters

Type	Name	Default	Description
Advanced			
Boolean	preferredMediumStates	false	= true if StateSelect.prefer shall be used for the independent property variables of the medium

Modelica.Media.Interfaces.PartialSimpleIdealGasMedium.setState_pTX

Return thermodynamic state from p, T, and X or Xi

**Information****Inputs**

Type	Name	Default	Description
AbsolutePressure	p		Pressure [Pa]
Temperature	T		Temperature [K]
MassFraction	X[:]	reference_X	Mass fractions [kg/kg]

Outputs

Type	Name	Description
ThermodynamicState	state	thermodynamic state record

Modelica.Media.Interfaces.PartialSimpleIdealGasMedium.setState_phX

Return thermodynamic state from p, h, and X or Xi

**Information****Inputs**

Type	Name	Default	Description
AbsolutePressure	p		Pressure [Pa]
SpecificEnthalpy	h		Specific enthalpy [J/kg]
MassFraction	X[:]	reference_X	Mass fractions [kg/kg]

Outputs

Type	Name	Description
ThermodynamicState	state	thermodynamic state record

Modelica.Media.Interfaces.PartialSimpleIdealGasMedium.setState_psX

Return thermodynamic state from p, s, and X or Xi



Information

Inputs

Type	Name	Default	Description
AbsolutePressure	p		Pressure [Pa]
SpecificEntropy	s		Specific entropy [J/(kg.K)]
MassFraction	X[:]	reference_X	Mass fractions [kg/kg]

Outputs

Type	Name	Description
ThermodynamicState	state	thermodynamic state record

Modelica.Media.Interfaces.PartialSimpleIdealGasMedium.setState_dTX

Return thermodynamic state from d, T, and X or Xi



Information

Inputs

Type	Name	Default	Description
Density	d		density [kg/m3]
Temperature	T		Temperature [K]
MassFraction	X[:]	reference_X	Mass fractions [kg/kg]

Outputs

Type	Name	Description
ThermodynamicState	state	thermodynamic state record

Modelica.Media.Interfaces.PartialSimpleIdealGasMedium.pressure

Return pressure of ideal gas



Information

Inputs

Type	Name	Default	Description
ThermodynamicState	state		thermodynamic state record

Outputs

Type	Name	Description
AbsolutePressure	p	Pressure [Pa]

Modelica.Media.Interfaces.PartialSimpleIdealGasMedium.temperature

Return temperature of ideal gas

**Information****Inputs**

Type	Name	Default	Description
ThermodynamicState	state		thermodynamic state record

Outputs

Type	Name	Description
Temperature	T	Temperature [K]

Modelica.Media.Interfaces.PartialSimpleIdealGasMedium.density

Return density of ideal gas

**Inputs**

Type	Name	Default	Description
ThermodynamicState	state		thermodynamic state record

Outputs

Type	Name	Description
Density	d	Density [kg/m3]

Modelica.Media.Interfaces.PartialSimpleIdealGasMedium.specificEnthalpy

Return specific enthalpy

**Information****Inputs**

Type	Name	Default	Description
ThermodynamicState	state		thermodynamic state record

Outputs

Type	Name	Description
SpecificEnthalpy	h	Specific enthalpy [J/kg]

Modelica.Media.Interfaces.PartialSimpleIdealGasMedium.specificInternalEnergy

Return specific internal energy



Information**Inputs**

Type	Name	Default	Description
ThermodynamicState	state		thermodynamic state record

Outputs

Type	Name	Description
SpecificEnergy	u	Specific internal energy [J/kg]

Modelica.Media.Interfaces.PartialSimpleIdealGasMedium.specificEntropy****

Return specific entropy

**Information****Inputs**

Type	Name	Default	Description
ThermodynamicState	state		thermodynamic state record

Outputs

Type	Name	Description
SpecificEnergy	s	Specific entropy [J/(kg.K)]

Modelica.Media.Interfaces.PartialSimpleIdealGasMedium.specificGibbsEnergy****

Return specific Gibbs energy

**Information****Inputs**

Type	Name	Default	Description
ThermodynamicState	state		thermodynamic state record

Outputs

Type	Name	Description
SpecificEnergy	g	Specific Gibbs energy [J/kg]

Modelica.Media.Interfaces.PartialSimpleIdealGasMedium.specificHelmholtzEnergy****

Return specific Helmholtz energy



Information

Inputs

Type	Name	Default	Description
ThermodynamicState	state		thermodynamic state record

Outputs

Type	Name	Description
SpecificEnergy	f	Specific Helmholtz energy [J/kg]

Modelica.Media.Interfaces.PartialSimpleIdealGasMedium.dynamicViscosity

Return dynamic viscosity



Information

Inputs

Type	Name	Default	Description
ThermodynamicState	state		thermodynamic state record

Outputs

Type	Name	Description
DynamicViscosity	eta	Dynamic viscosity [Pa.s]

Modelica.Media.Interfaces.PartialSimpleIdealGasMedium.thermalConductivity

Return thermal conductivity



Information

Inputs

Type	Name	Default	Description
ThermodynamicState	state		thermodynamic state record

Outputs

Type	Name	Description
ThermalConductivity	lambda	Thermal conductivity [W/(m.K)]

Modelica.Media.Interfaces.PartialSimpleIdealGasMedium.specificHeatCapacityCp

Return specific heat capacity at constant pressure



Information

Inputs

Type	Name	Default	Description
ThermodynamicState	state		thermodynamic state record

Outputs

Type	Name	Description
SpecificHeatCapacity	cp	Specific heat capacity at constant pressure [J/(kg.K)]

Modelica.Media.Interfaces.PartialSimpleIdealGasMedium.specificHeatCapacityCv

Return specific heat capacity at constant volume



Information

Inputs

Type	Name	Default	Description
ThermodynamicState	state		thermodynamic state record

Outputs

Type	Name	Description
SpecificHeatCapacity	cv	Specific heat capacity at constant volume [J/(kg.K)]

Modelica.Media.Interfaces.PartialSimpleIdealGasMedium.isentropicExponent

Return isentropic exponent



Information

Inputs

Type	Name	Default	Description
ThermodynamicState	state		thermodynamic state record

Outputs

Type	Name	Description
IsentropicExponent	gamma	Isentropic exponent [1]

Modelica.Media.Interfaces.PartialSimpleIdealGasMedium.velocityOfSound

Return velocity of sound



Information

Inputs

Type	Name	Default	Description
ThermodynamicState	state		thermodynamic state record

Outputs

Type	Name	Description
VelocityOfSound	a	Velocity of sound [m/s]

Modelica.Media.Interfaces.PartialSimpleIdealGasMedium.[specificEnthalpy_pTX](#)

Return specific enthalpy from p, T, and X or Xi



Information

Inputs

Type	Name	Default	Description
AbsolutePressure	p		Pressure [Pa]
Temperature	T		Temperature [K]
MassFraction	X[nX]		Mass fractions [kg/kg]

Outputs

Type	Name	Description
SpecificEnthalpy	h	Specific enthalpy at p, T, X [J/kg]

Modelica.Media.Interfaces.PartialSimpleIdealGasMedium.[temperature_phX](#)

Return temperature from p, h, and X or Xi



Information

Inputs

Type	Name	Default	Description
AbsolutePressure	p		Pressure [Pa]
SpecificEnthalpy	h		Specific enthalpy [J/kg]
MassFraction	X[nX]		Mass fractions [kg/kg]

Outputs

Type	Name	Description
Temperature	T	Temperature [K]

Modelica.Media.Interfaces.PartialSimpleIdealGasMedium.density_phX

Return density from p, h, and X or Xi

**Information****Inputs**

Type	Name	Default	Description
AbsolutePressure	p		Pressure [Pa]
SpecificEnthalpy	h		Specific enthalpy [J/kg]
MassFraction	X[nX]		Mass fractions [kg/kg]

Outputs

Type	Name	Description
Density	d	density [kg/m3]










Modelica.Media.Common




data structures and fundamental functions for fluid properties

Information**Package description**

Package Modelica.Media.Common provides records and functions shared by many of the property sub-packages. High accuracy fluid property models share a lot of common structure, even if the actual models are different. Common data structures and computations shared by these property models are collected in this library.

Package Content

Name	Description
 SaturationProperties	properties in the two phase region
 SaturationBoundaryProperties	properties on both phase boundaries, including some derivatives
 IF97BaseTwoPhase	Intermediate property data record for IF 97
 IF97PhaseBoundaryProperties	thermodynamic base properties on the phase boundary for IF97 steam tables
 GibbsDerivs	derivatives of dimensionless Gibbs-function w.r.t dimensionless pressure and temperature
 HelmholtzDerivs	derivatives of dimensionless Helmholtz-function w.r.t dimensionless pressuredensity and temperature
 TwoPhaseTransportProps	defines properties on both phase boundaries, needed in the two phase region
 PhaseBoundaryProperties	thermodynamic base properties on the phase boundary
 NewtonDerivatives_ph	derivatives for fast inverse calculations of Helmholtz functions: p & h

 NewtonDerivatives_ps	derivatives for fast inverse calculation of Helmholtz functions: p & s
 NewtonDerivatives_pT	derivatives for fast inverse calculations of Helmholtz functions: p & T
 ExtraDerivatives	additional thermodynamic derivatives
 BridgmansTables	Calculates all entries in Bridgmans tables if first seven variables given
 gibbsToBridgmansTables	calculates base coefficients for bridgemans tables from gibbs enthalpy
 helmholtzToBridgmansTables	calculates base coefficients for Bridgmans tables from helmholtz energy
 gibbsToBoundaryProps	calculate phase boundary property record from dimensionless Gibbs function
 helmholtzToBoundaryProps	calculate phase boundary property record from dimensionless Helmholtz function
 cv2Phase	compute isochoric specific heat capacity inside the two-phase region
 cvdpT2Phase	compute isochoric specific heat capacity inside the two-phase region and derivative of pressure w.r.t. temperature
 gibbsToExtraDerivs	compute additional thermodynamic derivatives from dimensionless Gibbs function
 helmholtzToExtraDerivs	compute additional thermodynamic derivatives from dimensionless Helmholtz function
 Helmholtz_ph	function to calculate analytic derivatives for computing d and t given p and h
 Helmholtz_pT	function to calculate analytic derivatives for computing d and t given p and t
 Helmholtz_ps	function to calculate analytic derivatives for computing d and t given p and s
 OneNonLinearEquation	Determine solution of a non-linear algebraic equation in one unknown without derivatives in a reliable and efficient way

Types and constants

```

type Rate = Real (final quantity="Rate", final unit="s-1");

type MolarFlowRate = Real (final quantity="MolarFlowRate", final
unit="mol/s");

type MolarReactionRate = Real (final quantity="MolarReactionRate", final unit
= "mol/(m3.s)");

type MolarEnthalpy = Real (final quantity="MolarEnthalpy", final
unit="J/mol");

type DerDensityByEntropy = Real (final quantity="DerDensityByEntropy", final
unit
= "kg2.K/(m3.J)");

type DerEnergyByPressure = Real (final quantity="DerEnergyByPressure", final
unit

```

```

    =      "J/Pa");

type DerEnergyByMoles = Real (final quantity="DerEnergyByMoles", final unit=
    "J/mol");

type DerEntropyByTemperature = Real (final quantity="DerEntropyByTemperature",
    final unit="J/K2");

type DerEntropyByPressure = Real (final quantity="DerEntropyByPressure",
    final unit="J/(K.Pa)");

type DerEntropyByMoles = Real (final quantity="DerEntropyByMoles", final unit
    = "J/(mol.K)");

type DerPressureByDensity = Real (final quantity="DerPressureByDensity",
    final unit="Pa.m3/kg");

type DerPressureBySpecificVolume = Real (final quantity=
    "DerPressureBySpecificVolume", final unit="Pa.kg/m3");

type DerPressureByTemperature = Real (final quantity=
    "DerPressureByTemperature", final unit="Pa/K");

type DerVolumeByTemperature = Real (final quantity="DerVolumeByTemperature",
    final unit="m3/K");

type DerVolumeByPressure = Real (final quantity="DerVolumeByPressure", final
unit
    =      "m3/Pa");

type DerVolumeByMoles = Real (final quantity="DerVolumeByMoles", final unit=
    "m3/mol");

type IsenthalpicExponent = Real (final quantity="IsenthalpicExponent", unit=
    "1");

type IsentropicExponent = Real (final quantity="IsentropicExponent",
unit="1");

type IsobaricVolumeExpansionCoefficient = Real (final quantity=
    "IsobaricVolumeExpansionCoefficient", unit="1/K");

type IsochoricPressureCoefficient = Real (final quantity=
    "IsochoricPressureCoefficient", unit="1/K");

type IsothermalCompressibility = Real (final quantity=
    "IsothermalCompressibility", unit="1/Pa");

type JouleThomsonCoefficient = Real (final quantity="JouleThomsonCoefficient",
    unit="K/Pa");

constant Real MINPOS=1.0e-9
"minimal value for physical variables which are always > 0.0";

```



```
constant SI.Area AMIN=MINPOS "minimal init area";

constant SI.Area AMAX=1.0e5 "maximal init area";

constant SI.Area ANOM=1.0 "nominal init area";

constant SI.AmountOfSubstance MOLMIN=-1.0*MINPOS "minimal Mole Number";

constant SI.AmountOfSubstance MOLMAX=1.0e8 "maximal Mole Number";

constant SI.AmountOfSubstance MOLNOM=1.0 "nominal Mole Number";

constant SI.Density DMIN=MINPOS "minimal init density";

constant SI.Density DMAX=1.0e5 "maximal init density";

constant SI.Density DNOM=1.0 "nominal init density";

constant SI.ThermalConductivity LAMMIN=MINPOS "minimal thermal conductivity";

constant SI.ThermalConductivity LAMNOM=1.0 "nominal thermal conductivity";

constant SI.ThermalConductivity LAMMAX=1000.0 "maximal thermal conductivity";

constant SI.DynamicViscosity ETAMIN=MINPOS "minimal init dynamic viscosity";

constant SI.DynamicViscosity ETAMAX=1.0e8 "maximal init dynamic viscosity";

constant SI.DynamicViscosity ETANOM=100.0 "nominal init dynamic viscosity";

constant SI.Energy EMIN=-1.0e10 "minimal init energy";

constant SI.Energy EMAX=1.0e10 "maximal init energy";

constant SI.Energy ENOM=1.0e3 "nominal init energy";

constant SI.Entropy SMIN=-1.0e6 "minimal init entropy";

constant SI.Entropy SMAX=1.0e6 "maximal init entropy";

constant SI.Entropy SNOM=1.0e3 "nominal init entropy";

constant SI.MassFlowRate MDOTMIN=-1.0e5 "minimal init mass flow rate";

constant SI.MassFlowRate MDOTMAX=1.0e5 "maximal init mass flow rate";

constant SI.MassFlowRate MDOTNOM=1.0 "nominal init mass flow rate";

constant SI.MassFraction MASSXMIN=-1.0*MINPOS "minimal init mass fraction";
```

```
constant SI.MassFraction MASSXMAX=1.0 "maximal init mass fraction";

constant SI.MassFraction MASSXNOM=0.1 "nominal init mass fraction";

constant SI.Mass MMIN=-1.0*MINPOS "minimal init mass";

constant SI.Mass MMAX=1.0e8 "maximal init mass";

constant SI.Mass MNOM=1.0 "nominal init mass";

constant SI.MolarMass MMMIN=0.001 "minimal initial molar mass";

constant SI.MolarMass MMAX=250.0 "maximal initial molar mass";

constant SI.MolarMass MMNOM=0.2 "nominal initial molar mass";

constant SI.MoleFraction MOLEYMIN=-1.0*MINPOS "minimal init mole fraction";

constant SI.MoleFraction MOLEYMAX=1.0 "maximal init mole fraction";

constant SI.MoleFraction MOLEYNOM=0.1 "nominal init mole fraction";

constant SI.MomentumFlux GMIN=-1.0e8 "minimal init momentum flux";

constant SI.MomentumFlux GMAX=1.0e8 "maximal init momentum flux";

constant SI.MomentumFlux GNOM=1.0 "nominal init momentum flux";

constant SI.Power POWMIN=-1.0e8 "minimal init power or heat";

constant SI.Power POWMAX=1.0e8 "maximal init power or heat";

constant SI.Power POWNOM=1.0e3 "nominal init power or heat";

constant SI.Pressure PMIN=1.0e4 "minimal init pressure";

constant SI.Pressure PMAX=1.0e8 "maximal init pressure";

constant SI.Pressure PNOM=1.0e5 "nominal init pressure";

constant SI.Pressure COMPPMIN=-1.0*MINPOS "minimal init pressure";

constant SI.Pressure COMPPMAX=1.0e8 "maximal init pressure";

constant SI.Pressure COMPPNOM=1.0e5 "nominal init pressure";

constant SI.RatioOfSpecificHeatCapacities KAPPAMIN=1.0
"minimal init isentropic exponent";

constant SI.RatioOfSpecificHeatCapacities KAPPAMAX=1.7
```

```
"maximal init isentropic exponent";

constant SI.RatioOfSpecificHeatCapacities KAPPANOM=1.2
"nominal init isentropic exponent";

constant SI.SpecificEnergy SEMIN=-1.0e8 "minimal init specific energy";

constant SI.SpecificEnergy SEMAX=1.0e8 "maximal init specific energy";

constant SI.SpecificEnergy SENOM=1.0e6 "nominal init specific energy";

constant SI.SpecificEnthalpy SHMIN=-1.0e8 "minimal init specific enthalpy";

constant SI.SpecificEnthalpy SHMAX=1.0e8 "maximal init specific enthalpy";

constant SI.SpecificEnthalpy SHNOM=1.0e6 "nominal init specific enthalpy";

constant SI.SpecificEntropy SSMIN=-1.0e6 "minimal init specific entropy";

constant SI.SpecificEntropy SSMAX=1.0e6 "maximal init specific entropy";

constant SI.SpecificEntropy SSNOM=1.0e3 "nominal init specific entropy";

constant SI.SpecificHeatCapacity CPMIN=MINPOS
"minimal init specific heat capacity";

constant SI.SpecificHeatCapacity CPMAX=1.0e6
"maximal init specific heat capacity";

constant SI.SpecificHeatCapacity CPNOM=1.0e3
"nominal init specific heat capacity";

constant SI.Temperature TMIN=MINPOS "minimal init temperature";

constant SI.Temperature TMAX=1.0e5 "maximal init temperature";

constant SI.Temperature TNOM=320.0 "nominal init temperature";

constant SI.ThermalConductivity LMIN=MINPOS
"minimal init thermal conductivity";

constant SI.ThermalConductivity LMAX=500.0
"maximal init thermal conductivity";

constant SI.ThermalConductivity LNOM=1.0 "nominal init thermal conductivity";

constant SI.Velocity VELMIN=-1.0e5 "minimal init speed";

constant SI.Velocity VELMAX=1.0e5 "maximal init speed";

constant SI.Velocity VELNOM=1.0 "nominal init speed";
```

```

constant SI.Volume VMIN=0.0 "minimal init volume";

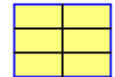
constant SI.Volume VMAX=1.0e5 "maximal init volume";

constant SI.Volume VNOM=1.0e-3 "nominal init volume";

```

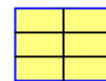
Modelica.Media.Common.SaturationProperties

properties in the two phase region



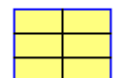
Modelica.Media.Common.SaturationBoundaryProperties

properties on both phase boundaries, including some derivatives



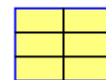
Modelica.Media.Common.IF97BaseTwoPhase

Intermediate property data record for IF 97



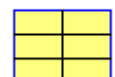
Modelica.Media.Common.IF97PhaseBoundaryProperties

thermodynamic base properties on the phase boundary for IF97 steam tables



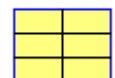
Modelica.Media.Common.GibbsDerivs

derivatives of dimensionless Gibbs-function w.r.t dimensionless pressure and temperature



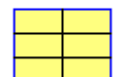
Modelica.Media.Common.HelmholtzDerivs

derivatives of dimensionless Helmholtz-function w.r.t dimensionless pressuredensity and temperature



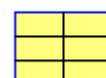
Modelica.Media.Common.TwoPhaseTransportProps

defines properties on both phase boundaries, needed in the two phase region



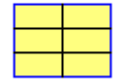
Modelica.Media.Common.PhaseBoundaryProperties

thermodynamic base properties on the phase boundary

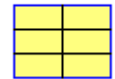


Modelica.Media.Common.NewtonDerivatives_ph

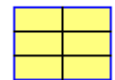
derivatives for fast inverse calculations of Helmholtz functions: p & h

**Modelica.Media.Common.NewtonDerivatives_ps**

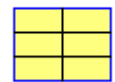
derivatives for fast inverse calculation of Helmholtz functions: p & s

**Modelica.Media.Common.NewtonDerivatives_pT**

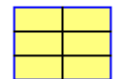
derivatives for fast inverse calculations of Helmholtz functions: p & T

**Modelica.Media.Common.ExtraDerivatives**

additional thermodynamic derivatives

**Modelica.Media.Common.BridgmansTables**

Calculates all entries in Bridgmans tables if first seven variables given

**Information**

Important: the phase equilibrium conditions are not yet considered. this means that bridgmans tables do not yet work in the two phase region. Some derivatives are 0 or infinity anyways. Idea: don't use the values in Bridgmans table directly, all derivatives are calculated as the quotient of two entries in the table. The last letter indicates which variable is held constant in taking the derivative. The second letters are the two variables involved in the derivative and the first letter is always a d to remind of differentiation.

Example 1: Get the derivative of specific entropy s wrt Temperature at constant specific volume (btw identical to constant density)

constant volume --> last letter v

Temperature --> second letter T

Specific entropy --> second letter s

--> the needed value is dsv/dTv

Known variables:

Temperature T

pressure p

specific volume v

specific inner energy u

specific enthalpy h

specific entropy s

specific helmholtz energy f

specific gibbs enthalpy g

Not included but useful:

density d

In order to convert derivatives involving density use the following rules:

at constant density == at constant specific volume

$ddx/dyx = -d*d*dvx/dyx$ with y,x any of T,p,u,h,s,f,g

$dyx/ddx = -1/(d*d)dyx/dvx$ with y,x any of T,p,u,h,s,f,g

Usage example assuming water as the medium:

```
model BridgmansTablesForWater
```

```

extends ThermoFluid.BaseClasses.MediumModels.Water.WaterSteamMedium_ph;
Real derOfsByTAtConstantv "derivative of sp. entropy by temperature at constant
sp. volume"
ThermoFluid.BaseClasses.MediumModels.Common.ExtraDerivatives dpro;
ThermoFluid.BaseClasses.MediumModels.Common.BridgmansTables bt;
equation
dpro = ThermoFluid.BaseClasses.MediumModels.SteamIF97.extraDerivs_pT(p[1],T[1]);
bt.p = p[1];
bt.T = T[1];
bt.v = 1/pro[1].d;
bt.s = pro[1].s;
bt.cp = pro[1].cp;
bt.alpha = dpro.alpha;
bt.gamma = dpro.gamma;
derOfsByTAtConstantv = bt.dsv/bt.dTv;
...
end BridgmansTablesForWater;

```

Modelica.Media.Common.gibbsToBridgmansTables

calculates base coefficients for bridgemans tables from gibbs enthalpy



Inputs

Type	Name	Default	Description
GibbsDerivs	g		dimensionless derivatives of Gibbs function

Outputs

Type	Name	Description
SpecificVolume	v	specific volume [m3/kg]
Pressure	p	pressure [Pa]
Temperature	T	temperature [K]
SpecificEntropy	s	specific entropy [J/(kg.K)]
SpecificHeatCapacity	cp	heat capacity at constant pressure [J/(kg.K)]
IsobaricVolumeExpansionCoefficient	alpha	isobaric volume expansion coefficient [1/K]
IsothermalCompressibility	gamma	isothermal compressibility [1/Pa]

Modelica.Media.Common.helmholtzToBridgmansTables

calculates base coefficients for Bridgmans tables from helmholtz energy



Inputs

Type	Name	Default	Description
HelmholtzDerivs	f		dimensionless derivatives of Helmholtz function

Outputs

Type	Name	Description
SpecificVolume	v	specific volume [m3/kg]
Pressure	p	pressure [Pa]
Temperature	T	temperature [K]
SpecificEntropy	s	specific entropy [J/(kg.K)]
SpecificHeatCapacity	cp	heat capacity at constant pressure [J/(kg.K)]
IsobaricVolumeExpansionCoefficient	alpha	isobaric volume expansion coefficient [1/K]
IsothermalCompressibility	gamma	isothermal compressibility [1/Pa]

Modelica.Media.Common.gibbsToBoundaryProps

calculate phase boundary property record from dimensionless Gibbs function

**Inputs**

Type	Name	Default	Description
GibbsDerivs	g		dimensionless derivatives of Gibbs function

Outputs

Type	Name	Description
PhaseBoundaryProperties	sat	phase boundary properties

Modelica.Media.Common.helmholtzToBoundaryProps

calculate phase boundary property record from dimensionless Helmholtz function

**Inputs**

Type	Name	Default	Description
HelmholtzDerivs	f		dimensionless derivatives of Helmholtz function

Outputs

Type	Name	Description
PhaseBoundaryProperties	sat	phase boundary property record

Modelica.Media.Common.cv2Phase

compute isochoric specific heat capacity inside the two-phase region

**Inputs**

Type	Name	Default	Description
PhaseBoundaryProperties	liq		properties on the boiling curve
PhaseBoundaryProperties	vap		properties on the condensation curve
MassFraction	x		vapour mass fraction [1]

Temperature	T	temperature [K]
Pressure	p	preoperties [Pa]

Outputs

Type	Name	Description
SpecificHeatCapacity	cv	isochoric specific heat capacity [J/(kg.K)]

Modelica.Media.Common.cvdT2Phase

compute isochoric specific heat capacity inside the two-phase region and derivative of pressure w.r.t. temperature



Inputs

Type	Name	Default	Description
PhaseBoundaryProperties	liq		properties on the boiling curve
PhaseBoundaryProperties	vap		properties on the condensation curve
MassFraction	x		vapour mass fraction [1]
Temperature	T		temperature [K]
Pressure	p		preoperties [Pa]

Outputs

Type	Name	Description
SpecificHeatCapacity	cv	isochoric specific heat capacity [J/(kg.K)]
Real	dpT	derivative of pressure w.r.t. temperature

Modelica.Media.Common.gibbsToExtraDerivs

compute additional thermodynamic derivatives from dimensionless Gibbs function



Inputs

Type	Name	Default	Description
GibbsDerivs	g		dimensionless derivatives of Gibbs function

Outputs

Type	Name	Description
ExtraDerivatives	dpro	additional property derivatives

Modelica.Media.Common.helmholtzToExtraDerivs

compute additional thermodynamic derivatives from dimensionless Helmholtz function



Inputs

Type	Name	Default	Description
------	------	---------	-------------

HelmholtzDerivs	f	dimensionless derivatives of Helmholtz function
---------------------------------	---	---

Outputs

Type	Name	Description
ExtraDerivatives	dpro	additional property derivatives

Modelica.Media.Common.Helmholtz_ph

function to calculate analytic derivatives for computing d and t given p and h



Inputs

Type	Name	Default	Description
HelmholtzDerivs	f		dimensionless derivatives of Helmholtz function

Outputs

Type	Name	Description
NewtonDerivatives_ph	nderivs	derivatives for Newton iteration to calculate d and t from p and h

Modelica.Media.Common.Helmholtz_pT

function to calculate analytic derivatives for computing d and t given p and t



Inputs

Type	Name	Default	Description
HelmholtzDerivs	f		dimensionless derivatives of Helmholtz function

Outputs

Type	Name	Description
NewtonDerivatives_pT	nderivs	derivatives for Newton iteration to compute d and t from p and t

Modelica.Media.Common.Helmholtz_ps

function to calculate analytic derivatives for computing d and t given p and s



Inputs

Type	Name	Default	Description
HelmholtzDerivs	f		dimensionless derivatives of Helmholtz function

Outputs

Type	Name	Description
NewtonDerivatives_ps	nderivs	derivatives for Newton iteration to compute d and t from p and s

Modelica.Media.Common.OneNonLinearEquation

Determine solution of a non-linear algebraic equation in one unknown without derivatives in a reliable and efficient way

Information

This function should currently only be used in Modelica.Media, since it might be replaced in the future by another strategy, where the tool is responsible for the solution of the non-linear equation.

This library determines the solution of one non-linear algebraic equation " $y=f(x)$ " in one unknown " x " in a reliable way. As input, the desired value y of the non-linear function has to be given, as well as an interval x_{\min} , x_{\max} that contains the solution, i.e., " $f(x_{\min}) - y$ " and " $f(x_{\max}) - y$ " must have a different sign. If possible, a smaller interval is computed by inverse quadratic interpolation (interpolating with a quadratic polynomial through the last 3 points and computing the zero). If this fails, bisection is used, which always reduces the interval by a factor of 2. The inverse quadratic interpolation method has superlinear convergence. This is roughly the same convergence rate as a globally convergent Newton method, but without the need to compute derivatives of the non-linear function. The solver function is a direct mapping of the Algol 60 procedure "zero" to Modelica, from:

Brent R.P.:

Algorithms for Minimization without derivatives. Prentice Hall, 1973, pp. 58-59.

Due to current limitations of the Modelica language (not possible to pass a function reference to a function), the construction to use this solver on a user-defined function is a bit complicated (this method is from Hans Olsson, Dynasim AB). A user has to provide a package in the following way:

```
package MyNonLinearSolver
  extends OneNonLinearEquation;




  redeclare record extends Data
    // Define data to be passed to user function
    ...
  end Data;

  redeclare function extends f_nonlinear
  algorithm
    // Compute the non-linear equation:  $y = f(x, \text{Data})$ 
  end f_nonlinear;

  // Dummy definition that has to be present for current Dymola
  redeclare function extends solve
  end solve;
end MyNonLinearSolver;

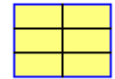
x_zero = MyNonLinearSolver.solve(y_zero, x_min, x_max, data=data);
```

Package Content

Name	Description
 f_nonlinear_Data	Data specific for function f_nonlinear
 f_nonlinear	Nonlinear algebraic equation in one unknown: $y = f_{\text{nonlinear}}(x, p, X)$
 solve	Solve $f_{\text{nonlinear}}(x_{\text{zero}}) = y_{\text{zero}}$; $f_{\text{nonlinear}}(x_{\min}) - y_{\text{zero}}$ and $f_{\text{nonlinear}}(x_{\max}) - y_{\text{zero}}$ must have different sign

Modelica.Media.Common.OneNonLinearEquation.f_nonlinear_Data

Data specific for function f_nonlinear

**Modelica.Media.Common.OneNonLinearEquation.f_nonlinear**Nonlinear algebraic equation in one unknown: $y = f_nonlinear(x, p, X)$ **Inputs**

Type	Name	Default	Description
Real	x		Independent variable of function
Real	p	0.0	disregaded variables (here always used for pressure)
Real	X[:]	fill(0, 0)	disregaded variables (her always used for composition)
f_nonlinear_Data	f_nonlinear_data		Additional data for the function

Outputs

Type	Name	Description
Real	y	= f_nonlinear(x)

Modelica.Media.Common.OneNonLinearEquation.solveSolve $f_nonlinear(x_zero)=y_zero$; $f_nonlinear(x_min) - y_zero$ and $f_nonlinear(x_max) - y_zero$ must have different sign**Inputs**

Type	Name	Default	Description
Real	y_zero		Determine x_zero, such that $f_nonlinear(x_zero) = y_zero$
Real	x_min		Minimum value of x
Real	x_max		Maximum value of x
Real	pressure	0.0	disregaded variables (here always used for pressure)
Real	X[:]	fill(0, 0)	disregaded variables (here always used for composition)
f_nonlinear_Data	f_nonlinear_data		Additional data for function f_nonlinear
Real	x_tol	100*Modelica.Constants.eps	Relative tolerance of the result

Outputs

Type	Name	Description
Real	x_zero	$f_nonlinear(x_zero) = y_zero$

Modelica.Media.Air




Medium models for air

Information

This package contains different medium models for air:

- **SimpleAir**
Simple dry air medium in a limited temperature range.
- **DryAirNasa**
Dry air as an ideal gas from Media.IdealGases.MixtureGases.Air.
- **MoistAir**
Moist air as an ideal gas mixture of steam and dry air with fog below and above the triple point temperature.

Package Content

Name	Description
 SimpleAir	Air: Simple dry air model (0..100 degC)
 DryAirNasa	Air: Detailed dry air model as ideal gas (200..6000 K)
 MoistAir	Air: Moist air model (240 ... 400 K)

Modelica.Media.Air.SimpleAir

Air: Simple dry air model (0..100 degC)




























Information











Simple Ideal gas air model for low temperatures

This model demonstrates how to use the PartialSimpleIdealGas base class to build a simple ideal gas model with a limited temperature validity range.

Package Content


Name	Description
fluidConstants=FluidConstants(iupacName={"simple air"}, casRegistryNumber={"not a real substance"}, chemicalFormula={"N2, O2"}, structureFormula={"N2, O2"}, molarMass=Modelica.Media.IdealGases.Common.SingleGasesData.N2 .MM)	constant data for the fluid
Inherited	
cp_const	Constant specific heat capacity at constant pressure
cv_const=cp_const - R_gas	Constant specific heat capacity at constant volume
R_gas	medium specific gas constant
MM_const	Molar mass
eta_const	Constant dynamic viscosity
lambda_const	Constant thermal conductivity

T_min	Minimum temperature valid for medium model
T_max	Maximum temperature valid for medium model
T0=reference_T	Zero enthalpy temperature
 ThermodynamicState	Thermodynamic state of ideal gas
 FluidConstants	fluid constants
 BaseProperties	Base properties of ideal gas
 setState_pTX	Return thermodynamic state from p, T, and X or Xi
 setState_phX	Return thermodynamic state from p, h, and X or Xi
 setState_psX	Return thermodynamic state from p, s, and X or Xi
 setState_dTX	Return thermodynamic state from d, T, and X or Xi
 pressure	Return pressure of ideal gas
 temperature	Return temperature of ideal gas
 density	Return density of ideal gas
 specificEnthalpy	Return specific enthalpy
 specificInternalEnergy	Return specific internal energy
 specificEntropy	Return specific entropy
 specificGibbsEnergy	Return specific Gibbs energy
 specificHelmholtzEnergy	Return specific Helmholtz energy
 dynamicViscosity	Return dynamic viscosity
 thermalConductivity	Return thermal conductivity
 specificHeatCapacityCp	Return specific heat capacity at constant pressure
 specificHeatCapacityCv	Return specific heat capacity at constant volume
 isentropicExponent	Return isentropic exponent
 velocityOfSound	Return velocity of sound
 specificEnthalpy_pTX	Return specific enthalpy from p, T, and X or Xi
 temperature_phX	Return temperature from p, h, and X or Xi
 density_phX	Return density from p, h, and X or Xi
 setState_pT	Return thermodynamic state from p and T
 setState_ph	Return thermodynamic state from p and h
 setState_ps	Return thermodynamic state from p and s

 setState_dT	Return thermodynamic state from d and T
 density_ph	Return density from p and h
 temperature_ph	Return temperature from p and h
 pressure_dT	Return pressure from d and T
 specificEnthalpy_dT	Return specific enthalpy from d and T
 specificEnthalpy_ps	Return specific enthalpy from p and s
 temperature_ps	Return temperature from p and s
 density_ps	Return density from p and s
 specificEnthalpy_pT	Return specific enthalpy from p and T
 density_pT	Return density from p and T
mediumName="unusablePartialMedium"	Name of the medium
substanceNames={mediumName}	Names of the mixture substances. Set substanceNames={mediumName} if only one substance.
extraPropertiesNames=fill("", 0)	Names of the additional (extra) transported properties. Set extraPropertiesNames=fill("",0) if unused
singleState	= true, if u and d are not a function of pressure
reducedX=true	= true if medium contains the equation $\sum(X) = 1.0$; set reducedX=true if only one substance (see docu for details)
fixedX=false	= true if medium contains the equation $X = \text{reference_X}$
reference_p=101325	Reference pressure of Medium: default 1 atmosphere
reference_T=298.15	Reference temperature of Medium: default 25 deg Celsius
reference_X=fill(1/nX, nX)	Default mass fractions of medium
p_default=101325	Default value for pressure of medium (for initialization)
T_default=Modelica.SIunits.Conversions.from_degC(20)	Default value for temperature of medium (for initialization)
h_default=specificEnthalpy_pTX(p_default, T_default, X_default)	Default value for specific enthalpy of medium (for initialization)
X_default=reference_X	Default value for mass fractions of medium (for initialization)
nS=size(substanceNames, 1)	Number of substances
nX=nS	Number of mass fractions
nXi=if fixedX then 0 else if reducedX then nS - 1 else nS	Number of structurally independent mass fractions (see docu for

	details)
nC=size(extraPropertiesNames, 1)	Number of extra (outside of standard mass-balance) transported properties
 prandtlNumber	Return the Prandtl number
 heatCapacity_cp	alias for deprecated name
 heatCapacity_cv	alias for deprecated name
 isentropicEnthalpy	Return isentropic enthalpy
 isobaricExpansionCoefficient	Return overall the isobaric expansion coefficient beta
 beta	alias for isobaricExpansionCoefficient for user convenience
 isothermalCompressibility	Return overall the isothermal compressibility factor
 kappa	alias of isothermalCompressibility for user convenience
 density_derp_h	Return density derivative wrt pressure at const specific enthalpy
 density_derh_p	Return density derivative wrt specific enthalpy at constant pressure
 density_derp_T	Return density derivative wrt pressure at const temperature
 density_derT_p	Return density derivative wrt temperature at constant pressure
 density_derX	Return density derivative wrt mass fraction
 molarMass	Return the molar mass of the medium
 density_pTX	Return density from p, T, and X or Xi
 temperature_psX	Return temperature from p,s, and X or Xi
 density_psX	Return density from p, s, and X or Xi
 specificEnthalpy_psX	Return specific enthalpy from p, s, and X or Xi
AbsolutePressure	Type for absolute pressure with medium specific attributes
Density	Type for density with medium specific attributes
DynamicViscosity	Type for dynamic viscosity with medium specific attributes
EnthalpyFlowRate	Type for enthalpy flow rate with medium specific attributes
MassFlowRate	Type for mass flow rate with medium specific attributes
MassFraction	Type for mass fraction with

	medium specific attributes
MoleFraction	Type for mole fraction with medium specific attributes
MolarMass	Type for molar mass with medium specific attributes
MolarVolume	Type for molar volume with medium specific attributes
IsentropicExponent	Type for isentropic exponent with medium specific attributes
SpecificEnergy	Type for specific energy with medium specific attributes
SpecificInternalEnergy	Type for specific internal energy with medium specific attributes
SpecificEnthalpy	Type for specific enthalpy with medium specific attributes
SpecificEntropy	Type for specific entropy with medium specific attributes
SpecificHeatCapacity	Type for specific heat capacity with medium specific attributes
SurfaceTension	Type for surface tension with medium specific attributes
Temperature	Type for temperature with medium specific attributes
ThermalConductivity	Type for thermal conductivity with medium specific attributes
PrandtlNumber	Type for Prandtl number with medium specific attributes
VelocityOfSound	Type for velocity of sound with medium specific attributes
ExtraProperty	Type for unspecified, mass-specific property transported by flow
CumulativeExtraProperty	Type for conserved integral of unspecified, mass specific property
ExtraPropertyFlowRate	Type for flow rate of unspecified, mass-specific property
IsobaricExpansionCoefficient	Type for isobaric expansion coefficient with medium specific attributes
DipoleMoment	Type for dipole moment with medium specific attributes
DerDensityByPressure	Type for partial derivative of density with respect to pressure with medium specific attributes
DerDensityByEnthalpy	Type for partial derivative of density with respect to enthalpy with medium specific attributes
DerEnthalpyByPressure	Type for partial derivative of enthalpy with respect to pressure with medium specific attributes
DerDensityByTemperature	Type for partial derivative of density with respect to temperature

	with medium specific attributes
 Choices	Types, constants to define menu choices

Types and constants

```

constant FluidConstants[nS] fluidConstants=
  FluidConstants(iupacName={"simple air"},
    casRegistryNumber={"not a real substance"},
    chemicalFormula={"N2, O2"},
    structureFormula={"N2, O2"},
    molarMass=Modelica.Media.IdealGases.Common.SingleGasesData.N2
.MM)
"constant data for the fluid";

```









Modelica.Media.Air.DryAirNasa




























Air: Detailed dry air model as ideal gas (200..6000 K)



















Information





Package Content

Name	Description
 dynamicViscosity	Simple polynomial for dry air (moisture influence small), valid from 73.15 K to 373.15 K
 thermalConductivity	Simple polynomial for dry air (moisture influence small), valid from 73.15 K to 373.15 K
Inherited	
 ThermodynamicState	thermodynamic state variables for ideal gases
 FluidConstants	Extended fluid constants
excludeEnthalpyOfFormation=true	If true, enthalpy of formation H _f is not included in specific enthalpy h
referenceChoice=Choices.ReferenceEnthalpy.ZeroAt0K	Choice of reference enthalpy
h_offset=0.0	User defined offset for reference enthalpy, if referenceChoice = UserDefined
data	Data record of ideal gas substance
fluidConstants	constant data for the fluid
 BaseProperties	Base properties of ideal gas medium
 setState_pTX	Return thermodynamic state as function of p, T and composition X
 setState_phX	Return thermodynamic state as function of p, h and composition X
 setState_psX	Return thermodynamic state as function of p, s and composition X

 <code>setState_dTX</code>	Return thermodynamic state as function of d, T and composition X
 <code>pressure</code>	return pressure of ideal gas
 <code>temperature</code>	return temperature of ideal gas
 <code>density</code>	return density of ideal gas
 <code>specificEnthalpy</code>	Return specific enthalpy
 <code>specificInternalEnergy</code>	Return specific internal energy
 <code>specificEntropy</code>	Return specific entropy
 <code>specificGibbsEnergy</code>	Return specific Gibbs energy
 <code>specificHelmholtzEnergy</code>	Return specific Helmholtz energy
 <code>specificHeatCapacityCp</code>	Return specific heat capacity at constant pressure
 <code>specificHeatCapacityCv</code>	Compute specific heat capacity at constant volume from temperature and gas data
 <code>isentropicExponent</code>	Return isentropic exponent
 <code>velocityOfSound</code>	Return velocity of sound
 <code>isentropicEnthalpyApproximation</code>	approximate method of calculating h_{is} from upstream properties and downstream pressure
 <code>isentropicEnthalpy</code>	Return isentropic enthalpy
 <code>isobaricExpansionCoefficient</code>	Returns overall the isobaric expansion coefficient beta
 <code>isothermalCompressibility</code>	Returns overall the isothermal compressibility factor
 <code>density_derp_T</code>	Returns the partial derivative of density with respect to pressure at constant temperature
 <code>density_derT_p</code>	Returns the partial derivative of density with respect to temperature at constant pressure
 <code>density_derX</code>	Returns the partial derivative of density with respect to mass fractions at constant pressure and temperature
 <code>cp_T</code>	Compute specific heat capacity at constant pressure from temperature and gas data
 <code>cp_Tlow</code>	Compute specific heat capacity at constant pressure, low T region
 <code>cp_Tlow_der</code>	Compute specific heat capacity at constant pressure, low T region
 <code>h_T</code>	Compute specific enthalpy from temperature and gas data; reference is decided by the refChoice input, or by the referenceChoice package constant by default
 <code>h_T_der</code>	derivative function for h_T
 <code>h_Tlow</code>	Compute specific enthalpy, low T region; reference is decided by the refChoice input, or by the referenceChoice package constant by default
 <code>h_Tlow_der</code>	Compute specific enthalpy, low T region; reference is decided by the refChoice input, or by the referenceChoice package constant by default
 <code>s0_T</code>	Compute specific entropy from temperature and gas data
 <code>s0_Tlow</code>	Compute specific entropy, low T region

 <code>dynamicViscosityLowPressure</code>	Dynamic viscosity of low pressure gases
 <code>thermalConductivityEstimate</code>	Thermal conductivity of polyatomic gases(Eucken and Modified Eucken correlation)
 <code>molarMass</code>	return the molar mass of the medium
 <code>T_h</code>	Compute temperature from specific enthalpy
 <code>T_ps</code>	Compute temperature from pressure and specific entropy
 <code>setState_pT</code>	Return thermodynamic state from p and T
 <code>setState_ph</code>	Return thermodynamic state from p and h
 <code>setState_ps</code>	Return thermodynamic state from p and s
 <code>setState_dT</code>	Return thermodynamic state from d and T
 <code>density_ph</code>	Return density from p and h
 <code>temperature_ph</code>	Return temperature from p and h
 <code>pressure_dT</code>	Return pressure from d and T
 <code>specificEnthalpy_dT</code>	Return specific enthalpy from d and T
 <code>specificEnthalpy_ps</code>	Return specific enthalpy from p and s
 <code>temperature_ps</code>	Return temperature from p and s
 <code>density_ps</code>	Return density from p and s
 <code>specificEnthalpy_pT</code>	Return specific enthalpy from p and T
 <code>density_pT</code>	Return density from p and T
<code>mediumName="unusablePartialMedium"</code>	Name of the medium
<code>substanceNames={mediumName}</code>	Names of the mixture substances. Set <code>substanceNames={mediumName}</code> if only one substance.
<code>extraPropertiesNames=fill("", 0)</code>	Names of the additional (extra) transported properties. Set <code>extraPropertiesNames=fill("",0)</code> if unused
<code>singleState</code>	= true, if u and d are not a function of pressure
<code>reducedX=true</code>	= true if medium contains the equation $\sum(X) = 1.0$; set <code>reducedX=true</code> if only one substance (see docu for details)
<code>fixedX=false</code>	= true if medium contains the equation $X = \text{reference_X}$
<code>reference_p=101325</code>	Reference pressure of Medium: default 1 atmosphere
<code>reference_T=298.15</code>	Reference temperature of Medium: default 25 deg Celsius
<code>reference_X=fill(1/nX, nX)</code>	Default mass fractions of medium
<code>p_default=101325</code>	Default value for pressure of medium (for initialization)
<code>T_default=Modelica.SIunits.Conversions.from_degC(20)</code>	Default value for temperature of medium (for initialization)
<code>h_default=specificEnthalpy_pTX(p_default, T_default, X_default)</code>	Default value for specific enthalpy of medium (for initialization)
<code>X_default=reference_X</code>	Default value for mass fractions of medium (for initialization)
<code>nS=size(substanceNames, 1)</code>	Number of substances
<code>nX=nS</code>	Number of mass fractions
<code>nXi=if fixedX then 0 else if reducedX then nS - 1 else nS</code>	Number of structurally independent mass fractions (see docu for details)
<code>nC=size(extraPropertiesNames, 1)</code>	Number of extra (outside of standard mass-balance)

	transported properties
 prandtlNumber	Return the Prandtl number
 heatCapacity_cp	alias for deprecated name
 heatCapacity_cv	alias for deprecated name
 beta	alias for isobaricExpansionCoefficient for user convenience
 kappa	alias of isothermalCompressibility for user convenience
 density_derp_h	Return density derivative wrt pressure at const specific enthalpy
 density_derh_p	Return density derivative wrt specific enthalpy at constant pressure
 specificEnthalpy_pTX	Return specific enthalpy from p, T, and X or Xi
 density_pTX	Return density from p, T, and X or Xi
 temperature_phX	Return temperature from p, h, and X or Xi
 density_phX	Return density from p, h, and X or Xi
 temperature_psX	Return temperature from p,s, and X or Xi
 density_psX	Return density from p, s, and X or Xi
 specificEnthalpy_psX	Return specific enthalpy from p, s, and X or Xi
AbsolutePressure	Type for absolute pressure with medium specific attributes
Density	Type for density with medium specific attributes
DynamicViscosity	Type for dynamic viscosity with medium specific attributes
EnthalpyFlowRate	Type for enthalpy flow rate with medium specific attributes
MassFlowRate	Type for mass flow rate with medium specific attributes
MassFraction	Type for mass fraction with medium specific attributes
MoleFraction	Type for mole fraction with medium specific attributes
MolarMass	Type for molar mass with medium specific attributes
MolarVolume	Type for molar volume with medium specific attributes
IsentropicExponent	Type for isentropic exponent with medium specific attributes
SpecificEnergy	Type for specific energy with medium specific attributes
SpecificInternalEnergy	Type for specific internal energy with medium specific attributes
SpecificEnthalpy	Type for specific enthalpy with medium specific attributes
SpecificEntropy	Type for specific entropy with medium specific attributes
SpecificHeatCapacity	Type for specific heat capacity with medium specific attributes
SurfaceTension	Type for surface tension with medium specific attributes
Temperature	Type for temperature with medium specific attributes
ThermalConductivity	Type for thermal conductivity with medium specific attributes
PrandtlNumber	Type for Prandtl number with medium specific attributes
VelocityOfSound	Type for velocity of sound with medium specific attributes
ExtraProperty	Type for unspecified, mass-specific property transported by flow
CumulativeExtraProperty	Type for conserved integral of unspecified, mass specific property
ExtraPropertyFlowRate	Type for flow rate of unspecified, mass-specific property

IsobaricExpansionCoefficient	Type for isobaric expansion coefficient with medium specific attributes
DipoleMoment	Type for dipole moment with medium specific attributes
DerDensityByPressure	Type for partial derivative of density with respect to pressure with medium specific attributes
DerDensityByEnthalpy	Type for partial derivative of density with respect to enthalpy with medium specific attributes
DerEnthalpyByPressure	Type for partial derivative of enthalpy with respect to pressure with medium specific attributes
DerDensityByTemperature	Type for partial derivative of density with respect to temperature with medium specific attributes
 Choices	Types, constants to define menu choices

Modelica.Media.Air.DryAirNasa.dynamicViscosity

Simple polynomial for dry air (moisture influence small), valid from 73.15 K to 373.15 K



Information

Dynamic viscosity is computed from temperature using a second order polynomial with a range of validity between 73 and 373 K.

Inputs

Type	Name	Default	Description
ThermodynamicState	state		Thermodynamic state record

Outputs

Type	Name	Description
DynamicViscosity	eta	Dynamic viscosity [Pa.s]

Modelica.Media.Air.DryAirNasa.thermalConductivity

Simple polynomial for dry air (moisture influence small), valid from 73.15 K to 373.15 K



Information

Thermal conductivity is computed from temperature using a second order polynomial with a range of validity between 73 and 373 K.

Inputs

Type	Name	Default	Description
ThermodynamicState	state		Thermodynamic state record
Integer	method	1	Dummy for compatibility reasons

Outputs

Type	Name	Description
------	------	-------------

ThermalConductivity	lambda	Thermal conductivity [W/(m.K)]
---------------------	--------	--------------------------------

Modelica.Media.Air.MoistAir

Air: Moist air model (240 ... 400 K)

Information

Thermodynamic Model

This package provides a full thermodynamic model of moist air including the fog region and temperatures below zero degC. The governing assumptions in this model are:

- the perfect gas law applies
- water volume other than that of steam is neglected

All extensive properties are expressed in terms of the total mass in order to comply with other media in this library. However, for moist air it is rather common to express the absolute humidity in terms of mass of dry air only, which has advantages when working with charts. In addition, care must be taken, when working with mass fractions with respect to total mass, that all properties refer to the same water content when being used in mathematical operations (which is always the case if based on dry air only). Therefore two absolute humidities are computed in the **BaseProperties** model: **X** denotes the absolute humidity in terms of the total mass while **x** denotes the absolute humidity per unit mass of dry air. In addition, the relative humidity **phi** is also computed.

At the triple point temperature of water of 0.01°C or 273.16 K and a relative humidity greater than 1 fog may be present as liquid and as ice resulting in a specific enthalpy somewhere between those of the two isotherms for solid and liquid fog, respectively. For numerical reasons a coexisting mixture of 50% solid and 50% liquid fog is assumed in the fog region at the triple point in this model.

Range of validity

From the assumptions mentioned above it follows that the **pressure** should be in the region around **atmospheric** conditions or below (a few bars may still be fine though). Additionally a very high water content at low temperatures would yield incorrect densities, because the volume of the liquid or solid phase would not be negligible anymore. The model does not provide information on limits for water drop size in the fog region or transport information for the actual condensation or evaporation process in combination with surfaces. All excess water which is not in its vapour state is assumed to be still present in the air regarding its energy but not in terms of its spatial extent.

The thermodynamic model may be used for **temperatures** ranging from **240 - 400 K**. This holds for all functions unless otherwise stated in their description. However, although the model works at temperatures above the saturation temperature it is questionable to use the term "relative humidity" in this region. Please note, that although several functions compute pure water properties, they are designed to be used within the moist air medium model where properties are dominated by air and steam in their vapor states, and not for pure liquid water applications.


Transport Properties

Several additional functions that are not needed to describe the thermodynamic system, but are required to model transport processes, like heat and mass transfer, may be called. They usually neglect the moisture influence unless otherwise stated.

Application

The model's main area of application is all processes that involve moist air cooling under near atmospheric pressure with possible moisture condensation. This is the case in all domestic and industrial air conditioning
























applications. Another large domain of moist air applications covers all processes that deal with dehydration of bulk material using air as a transport medium. Engineering tasks involving moist air are often performed (or at least visualized) by using charts that contain all relevant thermodynamic data for a moist air system. These so called psychrometric charts can be generated from the medium properties in this package. The model [PsychrometricData](#) may be used for this purpose in order to obtain data for figures like those below (the plotting itself is not part of the model though).



































Legend: blue - constant specific enthalpy, red - constant temperature, black - constant relative humidity


Package Content

Name	Description
Water=1	Index of water (in substanceNames, massFractions X, etc.)
Air=2	Index of air (in substanceNames, massFractions X, etc.)
k_mair=steam.MM/dryair.MM	ratio of molar weights
dryair=IdealGases.Common.SingleGasesData.Air	
steam=IdealGases.Common.SingleGasesData.H2O	
MMX={steam.MM,dryair.MM}	Molar masses of components
ThermodynamicState	ThermodynamicState record for moist air
BaseProperties	Moist air base properties record
setState_pTX	Return thermodynamic state as function of pressure p, temperature T and composition X
setState_phX	Return thermodynamic state as function of pressure p, specific enthalpy h and composition X
setState_dTX	Return thermodynamic state as function of density d, temperature T and composition X
Xsaturation	Return absolute humidity per unit mass of moist air at saturation as a function of the thermodynamic state record
xsaturation	Return absolute humidity per unit mass of dry air at saturation as a function of the thermodynamic state record
xsaturation_pT	Return absolute humidity per unit mass of dry air at saturation as a function of pressure p and temperature T
massFraction_pTphi	Return steam mass fraction as a function of relative humidity phi and temperature T
relativeHumidity_pTX	Return relative humidity as a function of pressure p, temperature T and composition X
relativeHumidity	Return relative humidity as a function of the thermodynamic state record
gasConstant	Return ideal gas constant as a function from thermodynamic state, only valid for phi<1
gasConstant_X	Return ideal gas constant as a function from composition X
saturationPressureLiquid	Return saturation pressure of water as a function of temperature T in the range of 273.16 to 373.16 K

 saturationPressureLiquid_der	Time derivative of saturationPressureLiquid
 sublimationPressureIce	Return sublimation pressure of water as a function of temperature T between 223.16 and 273.16 K
 sublimationPressureIce_der	Derivative function for 'sublimationPressureIce'
 saturationPressure	Return saturation pressure of water as a function of temperature T between 223.16 and 373.16 K
 saturationPressure_der	Derivative function for 'saturationPressure'
 saturationTemperature	Return saturation temperature of water as a function of (partial) pressure p
 enthalpyOfVaporization	Return enthalpy of vaporization of water as a function of temperature T, 0 - 130 degC
 HeatCapacityOfWater	Return specific heat capacity of water (liquid only) as a function of temperature T
 enthalpyOfLiquid	Return enthalpy of liquid water as a function of temperature T (use enthalpyOfWater instead)
 enthalpyOfGas	Return specific enthalpy of gas (air and steam) as a function of temperature T and composition X
 enthalpyOfCondensingGas	Return specific enthalpy of steam as a function of temperature T
 enthalpyOfWater	Computes specific enthalpy of water (solid/liquid) near atmospheric pressure from temperature T
 enthalpyOfWater_der	Derivative function of enthalpyOfWater
 pressure	Returns pressure of ideal gas as a function of the thermodynamic state record
 temperature	Return temperature of ideal gas as a function of the thermodynamic state record
 T_phX	Return temperature as a function of pressure p, specific enthalpy h and composition X
 density	Returns density of ideal gas as a function of the thermodynamic state record
 specificEnthalpy	Return specific enthalpy of moist air as a function of the thermodynamic state record
 h_pTX	Return specific enthalpy of moist air as a function of pressure p, temperature T and composition X
 h_pTX_der	Derivative function of h_pTX
 specificInternalEnergy	Return specific internal energy of moist air as a function of the thermodynamic state record
 specificInternalEnergy_pTX	Return specific internal energy of moist air as a function of pressure p, temperature T and composition X
 specificInternalEnergy_pTX_der	Derivative function for specificInternalEnergy_pTX
 specificEntropy	Return specific entropy from thermodynamic state record, only valid for phi<1
 specificGibbsEnergy	Return specific Gibbs energy as a function of the thermodynamic state record, only valid for phi<1
 specificHelmholtzEnergy	Return specific Helmholtz energy as a function of the thermodynamic state record, only valid for phi<1
 specificHeatCapacityCp	Return specific heat capacity at constant pressure as a function of the thermodynamic state record

 specificHeatCapacityCv	Return specific heat capacity at constant volume as a function of the thermodynamic state record
 dynamicViscosity	Return dynamic viscosity as a function of the thermodynamic state record, valid from 73.15 K to 373.15 K
 thermalConductivity	Return thermal conductivity as a function of the thermodynamic state record, valid from 73.15 K to 373.15 K
 Utilities	utility functions
 PsychrometricData	Produces plot data for psychrometric charts
Inherited	
 FluidConstants	extended fluid constants
fluidConstants	constant data for the fluid
 moleToMassFractions	Return mass fractions X from mole fractions
 massToMoleFractions	Return mole fractions from mass fractions X
mediumName="unusablePartialMedium"	Name of the medium
substanceNames={mediumName}	Names of the mixture substances. Set substanceNames={mediumName} if only one substance.
extraPropertiesNames=fill("", 0)	Names of the additional (extra) transported properties. Set extraPropertiesNames=fill("", 0) if unused
singleState	= true, if u and d are not a function of pressure
reducedX=true	= true if medium contains the equation $\sum(X) = 1.0$; set reducedX=true if only one substance (see docu for details)
fixedX=false	= true if medium contains the equation $X = \text{reference_X}$
reference_p=101325	Reference pressure of Medium: default 1 atmosphere
reference_T=298.15	Reference temperature of Medium: default 25 deg Celsius
reference_X=fill(1/nX, nX)	Default mass fractions of medium
p_default=101325	Default value for pressure of medium (for initialization)
T_default=Modelica.SIunits.Conversions.from_degC(20)	Default value for temperature of medium (for initialization)
h_default=specificEnthalpy_pTX(p_default, T_default, X_default)	Default value for specific enthalpy of medium (for initialization)
X_default=reference_X	Default value for mass fractions of medium (for initialization)
nS=size(substanceNames, 1)	Number of substances
nX=nS	Number of mass fractions
nXi=if fixedX then 0 else if reducedX then nS - 1 else nS	Number of structurally independent mass fractions (see docu for details)
nC=size(extraPropertiesNames, 1)	Number of extra (outside of standard mass-balance) transported properties
 setState_psX	Return thermodynamic state as function of p, s and composition X or Xi
 prandtlNumber	Return the Prandtl number
 heatCapacity_cp	alias for deprecated name

 heatCapacity_cv	alias for deprecated name
 isentropicExponent	Return isentropic exponent
 isentropicEnthalpy	Return isentropic enthalpy
 velocityOfSound	Return velocity of sound
 isobaricExpansionCoefficient	Return overall the isobaric expansion coefficient beta
 beta	alias for isobaricExpansionCoefficient for user convenience
 isothermalCompressibility	Return overall the isothermal compressibility factor
 kappa	alias of isothermalCompressibility for user convenience
 density_derp_h	Return density derivative wrt pressure at const specific enthalpy
 density_derh_p	Return density derivative wrt specific enthalpy at constant pressure
 density_derp_T	Return density derivative wrt pressure at const temperature
 density_derT_p	Return density derivative wrt temperature at constant pressure
 density_derX	Return density derivative wrt mass fraction
 molarMass	Return the molar mass of the medium
 specificEnthalpy_pTX	Return specific enthalpy from p, T, and X or Xi
 density_pTX	Return density from p, T, and X or Xi
 temperature_phX	Return temperature from p, h, and X or Xi
 density_phX	Return density from p, h, and X or Xi
 temperature_psX	Return temperature from p,s, and X or Xi
 density_psX	Return density from p, s, and X or Xi
 specificEnthalpy_psX	Return specific enthalpy from p, s, and X or Xi
AbsolutePressure	Type for absolute pressure with medium specific attributes
Density	Type for density with medium specific attributes
DynamicViscosity	Type for dynamic viscosity with medium specific attributes
EnthalpyFlowRate	Type for enthalpy flow rate with medium specific attributes
MassFlowRate	Type for mass flow rate with medium specific attributes
MassFraction	Type for mass fraction with medium specific attributes
MoleFraction	Type for mole fraction with medium specific attributes
MolarMass	Type for molar mass with medium specific attributes
MolarVolume	Type for molar volume with medium specific attributes
IsentropicExponent	Type for isentropic exponent with medium specific attributes
SpecificEnergy	Type for specific energy with medium specific attributes
SpecificInternalEnergy	Type for specific internal energy with medium specific attributes

SpecificEnthalpy	Type for specific enthalpy with medium specific attributes
SpecificEntropy	Type for specific entropy with medium specific attributes
SpecificHeatCapacity	Type for specific heat capacity with medium specific attributes
SurfaceTension	Type for surface tension with medium specific attributes
Temperature	Type for temperature with medium specific attributes
ThermalConductivity	Type for thermal conductivity with medium specific attributes
PrandtlNumber	Type for Prandtl number with medium specific attributes
VelocityOfSound	Type for velocity of sound with medium specific attributes
ExtraProperty	Type for unspecified, mass-specific property transported by flow
CumulativeExtraProperty	Type for conserved integral of unspecified, mass specific property
ExtraPropertyFlowRate	Type for flow rate of unspecified, mass-specific property
IsobaricExpansionCoefficient	Type for isobaric expansion coefficient with medium specific attributes
DipoleMoment	Type for dipole moment with medium specific attributes
DerDensityByPressure	Type for partial derivative of density with respect to pressure with medium specific attributes
DerDensityByEnthalpy	Type for partial derivative of density with respect to enthalpy with medium specific attributes
DerEnthalpyByPressure	Type for partial derivative of enthalpy with respect to pressure with medium specific attributes
DerDensityByTemperature	Type for partial derivative of density with respect to temperature with medium specific attributes
 Choices	Types, constants to define menu choices

Types and constants

```

constant Integer Water=1
"Index of water (in substanceNames, massFractions X, etc.)";

constant Integer Air=2
"Index of air (in substanceNames, massFractions X, etc.)";

constant Real k_mair = steam.MM/dryair.MM "ratio of molar weights";

constant IdealGases.Common.DataRecord dryair =
IdealGases.Common.SingleGasesData.Air;

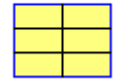
constant IdealGases.Common.DataRecord steam =
IdealGases.Common.SingleGasesData.H2O;

constant SI.MolarMass[2] MMX = {steam.MM,dryair.MM}
"Molar masses of components";

```

Modelica.Media.Air.MoistAir.ThermodynamicState

ThermodynamicState record for moist air

**Modelica.Media.Air.MoistAir.BaseProperties**

Moist air base properties record

**Information**

This model computes thermodynamic properties of moist air from three independent (thermodynamic or/and numerical) state variables. Preferred numerical states are temperature T , pressure p and the reduced composition vector X_i , which contains the water mass fraction only. As an EOS the **ideal gas law** is used and associated restrictions apply. The model can also be used in the **fog region**, when moisture is present in its liquid state. However, it is assumed that the liquid water volume is negligible compared to that of the gas phase. Computation of thermal properties is based on property data of **dry air** and water (source: VDI-Wärmeatlas), respectively. Besides the standard thermodynamic variables **absolute and relative humidity**, x_{water} and ϕ , respectively, are given by the model. Upper case X denotes absolute humidity with respect to mass of moist air while absolute humidity with respect to mass of dry air only is denoted by a lower case x throughout the model. See [package description](#) for further information.

Parameters

Type	Name	Default	Description
Advanced			
Boolean	preferredMediumStates	false	= true if StateSelect.prefer shall be used for the independent property variables of the medium

Modelica.Media.Air.MoistAir.setState_pTXReturn thermodynamic state as function of pressure p , temperature T and composition X **Information**

The [thermodynamic state record](#) is computed from pressure p , temperature T and composition X .

Inputs

Type	Name	Default	Description
AbsolutePressure	p		Pressure [Pa]
Temperature	T		Temperature [K]
MassFraction	$X[:]$	reference_X	Mass fractions [kg/kg]

Outputs

Type	Name	Description
ThermodynamicState	state	Thermodynamic state

Modelica.Media.Air.MoistAir.setState_phX

Return thermodynamic state as function of pressure p, specific enthalpy h and composition X

**Information**

The **thermodynamic state record** is computed from pressure p, specific enthalpy h and composition X.

Inputs

Type	Name	Default	Description
AbsolutePressure	p		Pressure [Pa]
SpecificEnthalpy	h		Specific enthalpy [J/kg]
MassFraction	X[:]	reference_X	Mass fractions [kg/kg]

Outputs

Type	Name	Description
ThermodynamicState	state	Thermodynamic state

Modelica.Media.Air.MoistAir.setState_dTX

Return thermodynamic state as function of density d, temperature T and composition X

**Information**

The **thermodynamic state record** is computed from density d, temperature T and composition X.

Inputs

Type	Name	Default	Description
Density	d		density [kg/m3]
Temperature	T		Temperature [K]
MassFraction	X[:]	reference_X	Mass fractions [kg/kg]

Outputs

Type	Name	Description
ThermodynamicState	state	Thermodynamic state

Modelica.Media.Air.MoistAir.Xsaturation

Return absolute humidity per unit mass of moist air at saturation as a function of the thermodynamic state record

Information

Absolute humidity per unit mass of moist air at saturation is computed from pressure and temperature in the state record. Note, that unlike X_sat in the BaseProperties model this mass fraction refers to mass of moist air at saturation.

Inputs

Type	Name	Default	Description
ThermodynamicState	state		Thermodynamic state record

Outputs

Type	Name	Description
MassFraction	X_sat	Steam mass fraction of sat. boundary [kg/kg]

Modelica.Media.Air.MoistAir.xsaturation

Return absolute humidity per unit mass of dry air at saturation as a function of the thermodynamic state record

Information

Absolute humidity per unit mass of dry air at saturation is computed from pressure and temperature in the thermodynamic state record.

Inputs

Type	Name	Default	Description
ThermodynamicState	state		Thermodynamic state record

Outputs

Type	Name	Description
MassFraction	x_sat	Absolute humidity per unit mass of dry air [kg/kg]

Modelica.Media.Air.MoistAir.xsaturation_pT

Return absolute humidity per unit mass of dry air at saturation as a function of pressure p and temperature T

Information

Absolute humidity per unit mass of dry air at saturation is computed from pressure and temperature.

Inputs

Type	Name	Default	Description
AbsolutePressure	p		Pressure [Pa]
Temperature	T		Temperature [K]

Outputs

Type	Name	Description
MassFraction	x_sat	Absolute humidity per unit mass of dry air [kg/kg]

Modelica.Media.Air.MoistAir.massFraction_pTphi

Return steam mass fraction as a function of relative humidity phi and temperature T

Information

Absolute humidity per unit mass of moist air is computed from temperature, pressure and relative humidity.

Inputs

Type	Name	Default	Description
AbsolutePressure	p		Pressure [Pa]
Temperature	T		Temperature [K]
Real	phi		Relative humidity (0 ... 1.0)

Outputs

Type	Name	Description
MassFraction	X_steam	Absolute humidity, steam mass fraction [kg/kg]

Modelica.Media.Air.MoistAir.relativeHumidity_pTX

Return relative humidity as a function of pressure p, temperature T and composition X

Information

Relative humidity is computed from pressure, temperature and composition with 1.0 as the upper limit at saturation. Water mass fraction is the first entry in the composition vector.

Inputs

Type	Name	Default	Description
Pressure	p		Pressure [Pa]
Temperature	T		Temperature [K]
MassFraction	X[:]		Composition [1]

Outputs

Type	Name	Description
Real	phi	Relative humidity

Modelica.Media.Air.MoistAir.relativeHumidity

Return relative humidity as a function of the thermodynamic state record

Information

Relative humidity is computed from the thermodynamic state record with 1.0 as the upper limit at saturation.

Inputs

Type	Name	Default	Description
ThermodynamicState	state		Thermodynamic state

Outputs

Type	Name	Description
Real	phi	Relative humidity

Modelica.Media.Air.MoistAir.gasConstant

Return ideal gas constant as a function from thermodynamic state, only valid for $\phi < 1$

**Information**

The ideal gas constant for moist air is computed from [thermodynamic state](#) assuming that all water is in the gas phase.

Inputs

Type	Name	Default	Description
ThermodynamicState	state		thermodynamic state

Outputs

Type	Name	Description
SpecificHeatCapacity	R	mixture gas constant [J/(kg.K)]

Modelica.Media.Air.MoistAir.gasConstant_X

Return ideal gas constant as a function from composition X

Information

The ideal gas constant for moist air is computed from the gas phase composition. The first entry in composition vector X is the steam mass fraction of the gas phase.

Inputs

Type	Name	Default	Description
MassFraction	X[:]		Gas phase composition [1]

Outputs

Type	Name	Description
SpecificHeatCapacity	R	Ideal gas constant [J/(kg.K)]

Modelica.Media.Air.MoistAir.saturationPressureLiquid

Return saturation pressure of water as a function of temperature T in the range of



273.16 to 373.16 K

Information

Saturation pressure of water above the triple point temperature is computed from temperature. It's range of validity is between 273.16 and 373.16 K. Outside these limits a less accurate result is returned.

Inputs

Type	Name	Default	Description
Temperature	Tsat		saturation temperature [K]

Outputs

Type	Name	Description
AbsolutePressure	psat	saturation pressure [Pa]

Modelica.Media.Air.MoistAir.saturationPressureLiquid_der

Time derivative of saturationPressureLiquid



Information

Derivative function of [saturationPressureLiquid](#)

Inputs

Type	Name	Default	Description
Temperature	Tsat		Saturation temperature [K]
Real	dTsat		Saturation temperature derivative [K/s]

Outputs

Type	Name	Description
Real	psat_der	Saturation pressure [Pa/s]

Modelica.Media.Air.MoistAir.sublimationPressureIce

Return sublimation pressure of water as a function of temperature T between 223.16 and 273.16 K



Information

Sublimation pressure of water below the triple point temperature is computed from temperature. It's range of validity is between 223.16 and 273.16 K. Outside of these limits a less accurate result is returned.

Inputs

Type	Name	Default	Description
Temperature	Tsat		sublimation temperature [K]

Outputs

Type	Name	Description
AbsolutePressure	psat	sublimation pressure [Pa]

Modelica.Media.Air.MoistAir.sublimationPressureIce_der

Derivative function for 'sublimationPressureIce'

Information

Derivative function of [saturationPressureIce](#)

Inputs

Type	Name	Default	Description
Temperature	Tsat		Sublimation temperature [K]
Real	dTsat		Time derivative of sublimation temperature [K/s]

Outputs

Type	Name	Description
Real	psat_der	Sublimation pressure [Pa/s]

Modelica.Media.Air.MoistAir.saturationPressure

Return saturation pressure of water as a function of temperature T between 223.16 and 373.16 K

Information

Saturation pressure of water in the liquid and the solid region is computed using an Antoine-type correlation. It's range of validity is between 223.16 and 373.16 K. Outside of these limits a (less accurate) result is returned. Functions for the [solid](#) and the [liquid](#) region, respectively, are combined using the first derivative continuous [spliceFunction](#).

Inputs

Type	Name	Default	Description
Temperature	Tsat		saturation temperature [K]

Outputs

Type	Name	Description
AbsolutePressure	psat	saturation pressure [Pa]

Modelica.Media.Air.MoistAir.saturationPressure_der

Derivative function for 'saturationPressure'

Information

Derivative function of [saturationPressure](#)

Inputs

Type	Name	Default	Description
Temperature	Tsat		Saturation temperature [K]
Real	dTsat		Time derivative of saturation temperature [K/s]

Outputs

Type	Name	Description
Real	psat_der	Saturation pressure [Pa/s]

Modelica.Media.Air.MoistAir.saturationTemperature

Return saturation temperature of water as a function of (partial) pressure p

Information

Computes saturation temperature from (partial) pressure via numerical inversion of the function [saturationPressure](#). Therefore additional inputs are required (or the defaults are used) for upper and lower temperature bounds.

Inputs

Type	Name	Default	Description
Pressure	p		Pressure [Pa]
Temperature	T_min	200	Lower boundary of solution [K]
Temperature	T_max	400	Upper boundary of solution [K]

Outputs

Type	Name	Description
Temperature	T	Saturation temperature [K]

Modelica.Media.Air.MoistAir.enthalpyOfVaporization

Return enthalpy of vaporization of water as a function of temperature T, 0 - 130 degC



Information

Enthalpy of vaporization of water is computed from temperature in the region of 0 to 130 °C.

Inputs

Type	Name	Default	Description
Temperature	T		temperature [K]

Outputs

Type	Name	Description
SpecificEnthalpy	r0	vaporization enthalpy [J/kg]

Modelica.Media.Air.MoistAir.HeatCapacityOfWater

Return specific heat capacity of water (liquid only) as a function of temperature T



Information

The specific heat capacity of water (liquid and solid) is calculated using a polynomial approach and data from VDI-Waermeatlas 8. Edition (Db1)

Inputs

Type	Name	Default	Description
Temperature	T		Temperature [K]

Outputs

Type	Name	Description
SpecificHeatCapacity	cp_fl	Specific heat capacity of liquid [J/(kg.K)]

Modelica.Media.Air.MoistAir.enthalpyOfLiquid

Return enthalpy of liquid water as a function of temperature T (use [enthalpyOfWater](#) instead)



Information

Specific enthalpy of liquid water is computed from temperature using a polynomial approach. Kept for compatibility reasons, better use [enthalpyOfWater](#) instead.

Inputs

Type	Name	Default	Description
Temperature	T		temperature [K]

Outputs

Type	Name	Description
SpecificEnthalpy	h	liquid enthalpy [J/kg]

Modelica.Media.Air.MoistAir.enthalpyOfGas

Return specific enthalpy of gas (air and steam) as a function of temperature T and composition X



Information

Specific enthalpy of moist air is computed from temperature, provided all water is in the gaseous state. The

first entry in the composition vector X must be the mass fraction of steam. For a function that also covers the fog region please refer to [h_pTX](#).

Inputs

Type	Name	Default	Description
Temperature	T		temperature [K]
MassFraction	X[:]		vector of mass fractions [kg/kg]

Outputs

Type	Name	Description
SpecificEnthalpy	h	liquid enthalpy [J/kg]

Modelica.Media.Air.MoistAir.enthalpyOfCondensingGas

Return specific enthalpy of steam as a function of temperature T



Information

Specific enthalpy of steam is computed from temperature.

Inputs

Type	Name	Default	Description
Temperature	T		temperature [K]

Outputs

Type	Name	Description
SpecificEnthalpy	h	liquid enthalpy [J/kg]

Modelica.Media.Air.MoistAir.enthalpyOfWater

Computes specific enthalpy of water (solid/liquid) near atmospheric pressure from temperature T

Information

Specific enthalpy of water (liquid and solid) is computed from temperature using constant properties as follows:

- heat capacity of liquid water: 4200 J/kg
- heat capacity of solid water: 2050 J/kg
- enthalpy of fusion (liquid=>solid): 333000 J/kg

Pressure is assumed to be around 1 bar. This function is usually used to determine the specific enthalpy of the liquid or solid fraction of moist air.

Inputs

Type	Name	Default	Description
Temperature	T		Temperature [K]

Outputs

Type	Name	Description
SpecificEnthalpy	h	Specific enthalpy of water [J/kg]

Modelica.Media.Air.MoistAir.enthalpyOfWater_der

Derivative function of enthalpyOfWater

Information

Derivative function for [enthalpyOfWater](#).

Inputs

Type	Name	Default	Description
Temperature	T		Temperature [K]
Real	dT		Time derivative of temperature [K/s]

Outputs

Type	Name	Description
Real	dh	Time derivative of specific enthalpy [J/(kg.s)]

Modelica.Media.Air.MoistAir.pressure

Returns pressure of ideal gas as a function of the thermodynamic state record



Information

Pressure is returned from the thermodynamic state record input as a simple assignment.

Inputs

Type	Name	Default	Description
ThermodynamicState	state		thermodynamic state record

Outputs

Type	Name	Description
AbsolutePressure	p	Pressure [Pa]

Modelica.Media.Air.MoistAir.temperature

Return temperature of ideal gas as a function of the thermodynamic state record



Information

Temperature is returned from the thermodynamic state record input as a simple assignment.

Inputs

Type	Name	Default	Description
ThermodynamicState	state		thermodynamic state record

Outputs

Type	Name	Description
Temperature	T	Temperature [K]

Modelica.Media.Air.MoistAir.T_phX

Return temperature as a function of pressure p, specific enthalpy h and composition X

Information

Temperature is computed from pressure, specific enthalpy and composition via numerical inversion of function h_{pTX} .

Inputs

Type	Name	Default	Description
AbsolutePressure	p		Pressure [Pa]
SpecificEnthalpy	h		Specific enthalpy [J/kg]
MassFraction	X[:]		Mass fractions of composition [kg/kg]

Outputs

Type	Name	Description
Temperature	T	Temperature [K]

Modelica.Media.Air.MoistAir.density

Returns density of ideal gas as a function of the thermodynamic state record

**Information**

Density is computed from pressure, temperature and composition in the thermodynamic state record applying the ideal gas law.

Inputs

Type	Name	Default	Description
ThermodynamicState	state		thermodynamic state record

Outputs

Type	Name	Description
Density	d	Density [kg/m3]

Modelica.Media.Air.MoistAir.specificEnthalpy

Return specific enthalpy of moist air as a function of the thermodynamic state record

**Information**

Specific enthalpy of moist air is computed from the thermodynamic state record. The fog region is included for both, ice and liquid fog.

Inputs

Type	Name	Default	Description
ThermodynamicState	state		thermodynamic state record

Outputs

Type	Name	Description
SpecificEnthalpy	h	Specific enthalpy [J/kg]

Modelica.Media.Air.MoistAir.h_pTX

Return specific enthalpy of moist air as a function of pressure p, temperature T and composition X

**Information**

Specific enthalpy of moist air is computed from pressure, temperature and composition with X[1] as the total water mass fraction. The fog region is included for both, ice and liquid fog.

Inputs

Type	Name	Default	Description
Pressure	p		Pressure [Pa]
Temperature	T		Temperature [K]
MassFraction	X[:]		Mass fractions of moist air [1]

Outputs

Type	Name	Description
SpecificEnthalpy	h	Specific enthalpy at p, T, X [J/kg]

Modelica.Media.Air.MoistAir.h_pTX_der

Derivative function of h_pTX

**Information**

Derivative function for h_pTX.

Inputs

Type	Name	Default	Description
------	------	---------	-------------

Pressure	p		Pressure [Pa]
Temperature	T		Temperature [K]
MassFraction	X[:]		Mass fractions of moist air [1]
Real	dp		Pressure derivative [Pa/s]
Real	dT		Temperature derivative [K/s]
Real	dX[:]		Composition derivative [1/s]

Outputs

Type	Name	Description
Real	h_der	Time derivative of specific enthalpy [J/(kg.s)]

Modelica.Media.Air.MoistAir.**specificInternalEnergy**

Return specific internal energy of moist air as a function of the thermodynamic state record



Information

Specific internal energy is determined from the thermodynamic state record, assuming that the liquid or solid water volume is negligible.

Inputs

Type	Name	Default	Description
ThermodynamicState	state		thermodynamic state record

Outputs

Type	Name	Description
SpecificInternalEnergy	u	Specific internal energy [J/kg]

Modelica.Media.Air.MoistAir.**specificInternalEnergy_pTX**

Return specific internal energy of moist air as a function of pressure p, temperature T and composition X

Information

Specific internal energy is determined from pressure p, temperature T and composition X, assuming that the liquid or solid water volume is negligible.

Inputs

Type	Name	Default	Description
Pressure	p		Pressure [Pa]
Temperature	T		Temperature [K]
MassFraction	X[:]		Mass fractions of moist air [1]

Outputs

Type	Name	Description
SpecificInternalEnergy	u	Specific internal energy [J/kg]

Modelica.Media.Air.MoistAir.specificInternalEnergy_pTX_der

Derivative function for specificInternalEnergy_pTX

Information

Derivative function for specificInternalEnergy_pTX.

Inputs

Type	Name	Default	Description
Pressure	p		Pressure [Pa]
Temperature	T		Temperature [K]
MassFraction	X[:]		Mass fractions of moist air [1]
Real	dp		Pressure derivative [Pa/s]
Real	dT		Temperature derivative [K/s]
Real	dX[:]		Mass fraction derivatives [1/s]

Outputs

Type	Name	Description
Real	u_der	Specific internal energy derivative [J/(kg.s)]

Modelica.Media.Air.MoistAir.specificEntropy

Return specific entropy from thermodynamic state record, only valid for $\phi < 1$



Information

Specific entropy is calculated from the thermodynamic state record, assuming ideal gas behavior and including entropy of mixing. Liquid or solid water is not taken into account, the entire water content $X[1]$ is assumed to be in the vapor state (relative humidity below 1.0).

Inputs

Type	Name	Default	Description
ThermodynamicState	state		thermodynamic state record

Outputs

Type	Name	Description
SpecificEntropy	s	Specific entropy [J/(kg.K)]

Modelica.Media.Air.MoistAir.specificGibbsEnergy

Return specific Gibbs energy as a function of the thermodynamic state record, only valid for $\phi < 1$

**Information**

The Gibbs Energy is computed from the thermodynamic state record for moist air with a water content below saturation.

Inputs

Type	Name	Default	Description
ThermodynamicState	state		thermodynamic state record

Outputs

Type	Name	Description
SpecificEnergy	g	Specific Gibbs energy [J/kg]

Modelica.Media.Air.MoistAir.specificHelmholtzEnergy

Return specific Helmholtz energy as a function of the thermodynamic state record, only valid for $\phi < 1$

**Information**

The Specific Helmholtz Energy is computed from the thermodynamic state record for moist air with a water content below saturation.

Inputs

Type	Name	Default	Description
ThermodynamicState	state		thermodynamic state record

Outputs

Type	Name	Description
SpecificEnergy	f	Specific Helmholtz energy [J/kg]

Modelica.Media.Air.MoistAir.specificHeatCapacityCp

Return specific heat capacity at constant pressure as a function of the thermodynamic state record

**Information**

The specific heat capacity at constant pressure **cp** is computed from temperature and composition for a mixture of steam ($X[1]$) and dry air. All water is assumed to be in the vapor state.

Inputs

Type	Name	Default	Description
------	------	---------	-------------

ThermodynamicState	state		thermodynamic state record
--------------------	-------	--	----------------------------

Outputs

Type	Name	Description
SpecificHeatCapacity	cp	Specific heat capacity at constant pressure [J/(kg.K)]

Modelica.Media.Air.MoistAir.specificHeatCapacityCv

Return specific heat capacity at constant volume as a function of the thermodynamic state record



Information

The specific heat capacity at constant density **cv** is computed from temperature and composition for a mixture of steam (X[1]) and dry air. All water is assumed to be in the vapor state.

Inputs

Type	Name	Default	Description
ThermodynamicState	state		thermodynamic state record

Outputs

Type	Name	Description
SpecificHeatCapacity	cv	Specific heat capacity at constant volume [J/(kg.K)]

Modelica.Media.Air.MoistAir.dynamicViscosity

Return dynamic viscosity as a function of the thermodynamic state record, valid from 73.15 K to 373.15 K



Information

Dynamic viscosity is computed from temperature using a simple polynomial for dry air, assuming that moisture influence is small. Range of validity is from 73.15 K to 373.15 K.

Inputs

Type	Name	Default	Description
ThermodynamicState	state		thermodynamic state record

Outputs

Type	Name	Description
DynamicViscosity	eta	Dynamic viscosity [Pa.s]

Modelica.Media.Air.MoistAir.thermalConductivity

Return thermal conductivity as a function of the thermodynamic state record, valid from 73.15 K to 373.15 K



Information

Thermal conductivity is computed from temperature using a simple polynomial for dry air, assuming that moisture influence is small. Range of validity is from 73.15 K to 373.15 K.

Inputs

Type	Name	Default	Description
ThermodynamicState	state		thermodynamic state record



Outputs

Type	Name	Description
ThermalConductivity	lambda	Thermal conductivity [W/(m.K)]

Modelica.Media.Air.MoistAir.Utilities

utility functions

Package Content

Name	Description
 spliceFunction	Spline interpolation of two functions
 spliceFunction_der	Derivative of spliceFunction

Modelica.Media.Air.MoistAir.Utilities.spliceFunction

Spline interpolation of two functions

Inputs

Type	Name	Default	Description
Real	pos		Returned value for x-deltax ≥ 0
Real	neg		Returned value for x+deltax ≤ 0
Real	x		Function argument
Real	deltax	1	Region around x with spline interpolation

Outputs

Type	Name	Description
Real	out	

Modelica.Media.Air.MoistAir.Utilities.spliceFunction_der

Derivative of spliceFunction

Inputs

Type	Name	Default	Description
------	------	---------	-------------

Real	pos		
Real	neg		
Real	x		
Real	deltax	1	
Real	dpos		
Real	dneg		
Real	dx		
Real	ddeltax	0	

Outputs

Type	Name	Description
Real	out	

Modelica.Media.Air.MoistAir.PsychrometricData

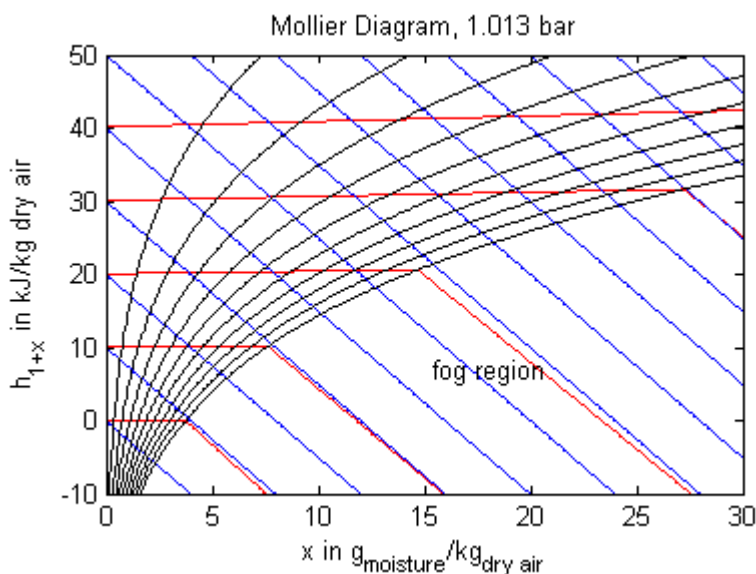
Produces plot data for psychrometric charts

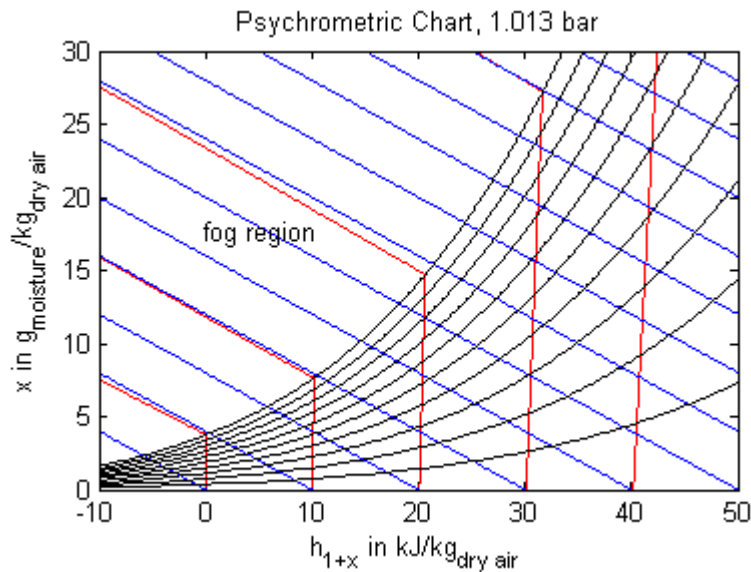


Information

This model produces psychrometric data from the moist air model in this library to be plotted in charts. The two most common chart varieties are the Mollier Diagram and the Psychrometric Chart. The first is widely used in some European countries while the second is more common in the Anglo-American world. Specific enthalpy is plotted over absolute humidity in the Mollier Diagram, it is the other way round in the Psychrometric Chart.

It must be noted that the relationship of both axis variables is not right-angled, the absolute humidity follows a slope which equals the enthalpy of vaporization at 0°C. For better reading and in order to reduce the fog region the humidity axis is rotated to obtain a right-angled plot. Both charts usually contain additional information as isochores or auxiliary scales for e.g. heat ratios. Those information are omitted in this model and the charts below. Other important features of psychrometric chart data are that all mass specific variables (like absolute humidity, specific enthalpy etc.) are expressed in terms of kg dry air and that their baseline of 0 enthalpy is found at 0°C and zero humidity.





Legend: blue - constant specific enthalpy, red - constant temperature, black - constant relative humidity

The model provides data for lines of constant specific enthalpy, temperature and relative humidity in a Mollier Diagram or Psychrometric Chart as they were used for the figures above. For limitations and ranges of validity please refer to the [MoistAir package description](#). Absolute humidity x is increased with time in this model. The specific enthalpies adjusted for plotting are then obtained from:

- y_h : constant specific enthalpy
- y_T : constant temperature
- y_ϕ : constant relative humidity

Parameters

Type	Name	Default	Description
Pressure	p_const	1e5	Pressure [Pa]
Integer	n_T	11	Number of isotherms
Temperature	T_min	253.15	Lowest isotherm [K]
Temperature	T_step	10	Temperature step between two isotherms [K]
Integer	n_h	16	Number of lines with constant specific enthalpy
SpecificEnthalpy	h_min	-20e3	Lowest line of constant enthalpy [J/kg]
SpecificEnthalpy	h_step	1e4	Enthalpy step between two lines of constant enthalpy [J/kg]
Integer	n_phi	10	Number of lines with constant relative humidity
Real	phi_min	0.1	Lowest line of constant humidity
Real	phi_step	0.1	Step between two lines of constant humidity
MassFraction	x_min	0.00	Minimum diagram absolute humidity [1]
MassFraction	x_max	0.03	Maximum diagram absolute humidity [1]
Time	t	1	Simulation time [s]

Modelica.Media.CompressibleLiquids

compressible liquid models

Information

Fluid models with linear compressibility, using PartialLinearFluid as base class.

The linear compressibility fluid models contained in this package are based on the assumptions that:

- The specific heat capacity at constant pressure (c_p) is constant
- The isobaric expansion coefficient (β) is constant
- The isothermal compressibility (κ) is constant
- Pressure and temperature are used as states




This results in models that are only valid for small temperature ranges, but sufficient to model compressibility and e.g. the "water hammer" effect. Another advantage is that only 3 values need to be measured to have an initial model. Hydraulic fluids can often be approximated by this type of model.

That means that the density is a linear function in temperature and in pressure. In order to define the complete model, a number of constant reference values are needed which are computed at the reference values of the states pressure p and temperature T . The model can be interpreted as a linearization of a full non-linear fluid model (but it is not linear in all thermodynamic coordinates). Reference values are needed for

1. the density (reference_d),
2. the specific enthalpy (reference_h),
3. the specific entropy (reference_s).

Apart from that, a user needs to define the molar mass, MM_const . Note that it is possible to define a fluid by computing the reference values from a full non-linear fluid model by computing the package constants using the standard functions defined in a fluid package (see example in Common, LinearWater_pT).


Package Content

Name	Description
 Common	base classes for compressible liquids
 LinearColdWater	cold water model with linear compressibility
 LinearWater_pT_Ambient	liquid, linear compressibility water model at 1.01325 bar and 25 degree Celsius

Modelica.Media.CompressibleLiquids.Common

base classes for compressible liquids

Package Content

Name	Description
 LinearWater_pT	base class for liquid, linear compressibility water models





















Modelica.Media.CompressibleLiquids.Common.LinearWater_pT

















base class for liquid, linear compressibility water models

Package Content

Name	Description
state=Modelica.Media.Water.StandardWater.setState_pT(reference_p, reference_T)	

Inherited	
cp_const	Specific heat capacity at constant pressure
beta_const	Thermal expansion coefficient at constant pressure
kappa_const	Isothermal compressibility
MM_const	Molar mass
reference_d	Density in reference conditions
reference_h	Specific enthalpy in reference conditions
reference_s	Specific enthalpy in reference conditions
constantJacobian	if true, entries in thermodynamic Jacobian are constant, taken at reference conditions
 ThermodynamicState	a selection of variables that uniquely defines the thermodynamic state
 BaseProperties	Base properties of medium
 setState_pTX	set the thermodynamic state record from p and T (X not needed)
 setState_phX	set the thermodynamic state record from p and h (X not needed)
 setState_dTX	set the thermodynamic state record from d and T (X not needed)
 setState_psX	set the thermodynamic state record from p and s (X not needed)
 pressure	Return the pressure from the thermodynamic state
 temperature	Return the temperature from the thermodynamic state
 density	Return the density from the thermodynamic state
 specificEnthalpy	Return the specific enthalpy from the thermodynamic state
 specificEntropy	Return the specific entropy from the thermodynamic state
 specificInternalEnergy	Return the specific internal energy from the thermodynamic state
 specificGibbsEnergy	Return specific Gibbs energy from the thermodynamic state
 specificHelmholtzEnergy	Return specific Helmholtz energy from the thermodynamic state
 velocityOfSound	Return velocity of sound from the thermodynamic state
 isentropicExponent	Return isentropic exponent from the thermodynamic state
 isentropicEnthalpy	Return isentropic enthalpy
 specificHeatCapacityCp	Return specific heat capacity at constant volume
 specificHeatCapacityCv	Return specific heat capacity at constant volume from the thermodynamic state
 isothermalCompressibility	Return the iso-thermal compressibility kappa
 isobaricExpansionCoefficient	Return the iso-baric expansion coefficient

 density_derp_h	Return density derivative wrt pressure at const specific enthalpy
 density_derh_p	Return density derivative wrt specific enthalpy at constant pressure
 density_derp_T	Return density derivative wrt pressure at const temperature
 density_derT_p	Return density derivative wrt temperature at constant pressure
 molarMass	Return molar mass
 T_ph	Return temperature from pressure and specific enthalpy
 T_ps	Return temperature from pressure and specific entropy
 setState_pT	Return thermodynamic state from p and T
 setState_ph	Return thermodynamic state from p and h
 setState_ps	Return thermodynamic state from p and s
 setState_dT	Return thermodynamic state from d and T
 density_ph	Return density from p and h
 temperature_ph	Return temperature from p and h
 pressure_dT	Return pressure from d and T
 specificEnthalpy_dT	Return specific enthalpy from d and T
 specificEnthalpy_ps	Return specific enthalpy from p and s
 temperature_ps	Return temperature from p and s
 density_ps	Return density from p and s
 specificEnthalpy_pT	Return specific enthalpy from p and T
 density_pT	Return density from p and T
mediumName="unusablePartialMedium"	Name of the medium
substanceNames={mediumName}	Names of the mixture substances. Set substanceNames={mediumName} if only one substance.
extraPropertiesNames=fill("", 0)	Names of the additional (extra) transported properties. Set extraPropertiesNames=fill("",0) if unused
singleState	= true, if u and d are not a function of pressure
reducedX=true	= true if medium contains the equation $\sum(X) = 1.0$; set reducedX=true if only one substance (see docu for details)
fixedX=false	= true if medium contains the equation $X = \text{reference_X}$
reference_p=101325	Reference pressure of Medium: default 1 atmosphere
reference_T=298.15	Reference temperature of Medium: default 25 deg Celsius
reference_X=fill(1/nX, nX)	Default mass fractions of medium

p_default=101325	Default value for pressure of medium (for initialization)
T_default=Modelica.SIunits.Conversions.from_degC(20)	Default value for temperature of medium (for initialization)
h_default=specificEnthalpy_pTX(p_default, T_default, X_default)	Default value for specific enthalpy of medium (for initialization)
X_default=reference_X	Default value for mass fractions of medium (for initialization)
nS=size(substanceNames, 1)	Number of substances
nX=nS	Number of mass fractions
nXi=if fixedX then 0 else if reducedX then nS - 1 else nS	Number of structurally independent mass fractions (see docu for details)
nC=size(extraPropertiesNames, 1)	Number of extra (outside of standard mass-balance) transported properties
 FluidConstants	critical, triple, molecular and other standard data of fluid
 dynamicViscosity	Return dynamic viscosity
 thermalConductivity	Return thermal conductivity
 prandtlNumber	Return the Prandtl number
 heatCapacity_cp	alias for deprecated name
 heatCapacity_cv	alias for deprecated name
 beta	alias for isobaricExpansionCoefficient for user convenience
 kappa	alias of isothermalCompressibility for user convenience
 density_derX	Return density derivative wrt mass fraction
 specificEnthalpy_pTX	Return specific enthalpy from p, T, and X or Xi
 density_pTX	Return density from p, T, and X or Xi
 temperature_phX	Return temperature from p, h, and X or Xi
 density_phX	Return density from p, h, and X or Xi
 temperature_psX	Return temperature from p,s, and X or Xi
 density_psX	Return density from p, s, and X or Xi
 specificEnthalpy_psX	Return specific enthalpy from p, s, and X or Xi
AbsolutePressure	Type for absolute pressure with medium specific attributes
Density	Type for density with medium specific attributes
DynamicViscosity	Type for dynamic viscosity with medium specific attributes
EnthalpyFlowRate	Type for enthalpy flow rate with medium specific attributes
MassFlowRate	Type for mass flow rate with medium specific attributes
MassFraction	Type for mass fraction with medium specific attributes

MoleFraction	Type for mole fraction with medium specific attributes
MolarMass	Type for molar mass with medium specific attributes
MolarVolume	Type for molar volume with medium specific attributes
IsentropicExponent	Type for isentropic exponent with medium specific attributes
SpecificEnergy	Type for specific energy with medium specific attributes
SpecificInternalEnergy	Type for specific internal energy with medium specific attributes
SpecificEnthalpy	Type for specific enthalpy with medium specific attributes
SpecificEntropy	Type for specific entropy with medium specific attributes
SpecificHeatCapacity	Type for specific heat capacity with medium specific attributes
SurfaceTension	Type for surface tension with medium specific attributes
Temperature	Type for temperature with medium specific attributes
ThermalConductivity	Type for thermal conductivity with medium specific attributes
PrandtlNumber	Type for Prandtl number with medium specific attributes
VelocityOfSound	Type for velocity of sound with medium specific attributes
ExtraProperty	Type for unspecified, mass-specific property transported by flow
CumulativeExtraProperty	Type for conserved integral of unspecified, mass specific property
ExtraPropertyFlowRate	Type for flow rate of unspecified, mass-specific property
IsobaricExpansionCoefficient	Type for isobaric expansion coefficient with medium specific attributes
DipoleMoment	Type for dipole moment with medium specific attributes
DerDensityByPressure	Type for partial derivative of density with respect to pressure with medium specific attributes
DerDensityByEnthalpy	Type for partial derivative of density with respect to enthalpy with medium specific attributes
DerEnthalpyByPressure	Type for partial derivative of enthalpy with respect to pressure with medium specific attributes
DerDensityByTemperature	Type for partial derivative of density with respect to temperature with medium specific attributes
 Choices	Types, constants to define menu choices

Types and constants



















`constant` Modelica.Media.Water.StandardWater.ThermodynamicState state=


























```
Modelica.Media.Water.StandardWater.setState_pT(reference_p, reference_T);
```







Modelica.Media.CompressibleLiquids.LinearColdWater


cold water model with linear compressibility

Package Content

Name	Description
 dynamicViscosity	Dynamic viscosity of water
 thermalConductivity	Thermal conductivity of water
Inherited	
cp_const	Specific heat capacity at constant pressure
beta_const	Thermal expansion coefficient at constant pressure
kappa_const	Isothermal compressibility
MM_const	Molar mass
reference_d	Density in reference conditions
reference_h	Specific enthalpy in reference conditions
reference_s	Specific enthalpy in reference conditions
constantJacobian	if true, entries in thermodynamic Jacobian are constant, taken at reference conditions
 ThermodynamicState	a selection of variables that uniquely defines the thermodynamic state
 BaseProperties	Base properties of medium
 setState_pTX	set the thermodynamic state record from p and T (X not needed)
 setState_phX	set the thermodynamic state record from p and h (X not needed)
 setState_dTX	set the thermodynamic state record from d and T (X not needed)
 setState_psX	set the thermodynamic state record from p and s (X not needed)
 pressure	Return the pressure from the thermodynamic state
 temperature	Return the temperature from the thermodynamic state
 density	Return the density from the thermodynamic state
 specificEnthalpy	Return the specific enthalpy from the thermodynamic state
 specificEntropy	Return the specific entropy from the thermodynamic state
 specificInternalEnergy	Return the specific internal energy from the thermodynamic state
 specificGibbsEnergy	Return specific Gibbs energy from the thermodynamic state
 specificHelmholtzEnergy	Return specific Helmholtz energy from the thermodynamic state
 velocityOfSound	Return velocity of sound from the thermodynamic state
 isentropicExponent	Return isentropic exponent from the thermodynamic state

 isentropicEnthalpy	Return isentropic enthalpy
 specificHeatCapacityCp	Return specific heat capacity at constant volume
 specificHeatCapacityCv	Return specific heat capacity at constant volume from the thermodynamic state
 isothermalCompressibility	Return the iso-thermal compressibility kappa
 isobaricExpansionCoefficient	Return the iso-baric expansion coefficient
 density_derp_h	Return density derivative wrt pressure at const specific enthalpy
 density_derh_p	Return density derivative wrt specific enthalpy at constant pressure
 density_derp_T	Return density derivative wrt pressure at const temperature
 density_derT_p	Return density derivative wrt temperature at constant pressure
 molarMass	Return molar mass
 T_ph	Return temperature from pressure and specific enthalpy
 T_ps	Return temperature from pressure and specific entropy
 setState_pT	Return thermodynamic state from p and T
 setState_ph	Return thermodynamic state from p and h
 setState_ps	Return thermodynamic state from p and s
 setState_dT	Return thermodynamic state from d and T
 density_ph	Return density from p and h
 temperature_ph	Return temperature from p and h
 pressure_dT	Return pressure from d and T
 specificEnthalpy_dT	Return specific enthalpy from d and T
 specificEnthalpy_ps	Return specific enthalpy from p and s
 temperature_ps	Return temperature from p and s
 density_ps	Return density from p and s
 specificEnthalpy_pT	Return specific enthalpy from p and T
 density_pT	Return density from p and T
mediumName="unusablePartialMedium"	Name of the medium
substanceNames={mediumName}	Names of the mixture substances. Set substanceNames={mediumName} if only one substance.
extraPropertiesNames=fill("", 0)	Names of the additional (extra) transported properties. Set extraPropertiesNames=fill("",0) if unused
singleState	= true, if u and d are not a function of pressure
reducedX=true	= true if medium contains the equation $\sum(X) = 1.0$; set reducedX=true if only one substance (see docu for details)
fixedX=false	= true if medium contains the equation $X = \text{reference_X}$
reference_p=101325	Reference pressure of Medium: default 1 atmosphere
reference_T=298.15	Reference temperature of Medium: default 25 deg Celsius
reference_X=fill(1/nX, nX)	Default mass fractions of medium

p_default=101325	Default value for pressure of medium (for initialization)
T_default=Modelica.SIunits.Conversions.from_degC(20)	Default value for temperature of medium (for initialization)
h_default=specificEnthalpy_pTX(p_default, T_default, X_default)	Default value for specific enthalpy of medium (for initialization)
X_default=reference_X	Default value for mass fractions of medium (for initialization)
nS=size(substanceNames, 1)	Number of substances
nX=nS	Number of mass fractions
nXi=if fixedX then 0 else if reducedX then nS - 1 else nS	Number of structurally independent mass fractions (see docu for details)
nC=size(extraPropertiesNames, 1)	Number of extra (outside of standard mass-balance) transported properties
 FluidConstants	critical, triple, molecular and other standard data of fluid
 prandtlNumber	Return the Prandtl number
 heatCapacity_cp	alias for deprecated name
 heatCapacity_cv	alias for deprecated name
 beta	alias for isobaricExpansionCoefficient for user convenience
 kappa	alias of isothermalCompressibility for user convenience
 density_derX	Return density derivative wrt mass fraction
 specificEnthalpy_pTX	Return specific enthalpy from p, T, and X or Xi
 density_pTX	Return density from p, T, and X or Xi
 temperature_phX	Return temperature from p, h, and X or Xi
 density_phX	Return density from p, h, and X or Xi
 temperature_psX	Return temperature from p,s, and X or Xi
 density_psX	Return density from p, s, and X or Xi
 specificEnthalpy_psX	Return specific enthalpy from p, s, and X or Xi
AbsolutePressure	Type for absolute pressure with medium specific attributes
Density	Type for density with medium specific attributes
DynamicViscosity	Type for dynamic viscosity with medium specific attributes
EnthalpyFlowRate	Type for enthalpy flow rate with medium specific attributes
MassFlowRate	Type for mass flow rate with medium specific attributes
MassFraction	Type for mass fraction with medium specific attributes
MoleFraction	Type for mole fraction with medium specific attributes
MolarMass	Type for molar mass with medium specific attributes
MolarVolume	Type for molar volume with medium specific attributes
IsentropicExponent	Type for isentropic exponent with medium specific attributes
SpecificEnergy	Type for specific energy with medium specific attributes
SpecificInternalEnergy	Type for specific internal energy with medium specific attributes
SpecificEnthalpy	Type for specific enthalpy with medium specific attributes
SpecificEntropy	Type for specific entropy with medium specific attributes
SpecificHeatCapacity	Type for specific heat capacity with medium specific

	attributes
SurfaceTension	Type for surface tension with medium specific attributes
Temperature	Type for temperature with medium specific attributes
ThermalConductivity	Type for thermal conductivity with medium specific attributes
PrandtlNumber	Type for Prandtl number with medium specific attributes
VelocityOfSound	Type for velocity of sound with medium specific attributes
ExtraProperty	Type for unspecified, mass-specific property transported by flow
CumulativeExtraProperty	Type for conserved integral of unspecified, mass specific property
ExtraPropertyFlowRate	Type for flow rate of unspecified, mass-specific property
IsobaricExpansionCoefficient	Type for isobaric expansion coefficient with medium specific attributes
DipoleMoment	Type for dipole moment with medium specific attributes
DerDensityByPressure	Type for partial derivative of density with respect to pressure with medium specific attributes
DerDensityByEnthalpy	Type for partial derivative of density with respect to enthalpy with medium specific attributes
DerEnthalpyByPressure	Type for partial derivative of enthalpy with respect to pressure with medium specific attributes
DerDensityByTemperature	Type for partial derivative of density with respect to temperature with medium specific attributes
 Choices	Types, constants to define menu choices

Modelica.Media.CompressibleLiquids.LinearColdWater.dynamicViscosity

Dynamic viscosity of water



Inputs

Type	Name	Default	Description
ThermodynamicState	state		thermodynamic state record

Outputs

Type	Name	Description
DynamicViscosity	eta	Dynamic viscosity [Pa.s]

Modelica.Media.CompressibleLiquids.LinearColdWater.thermalConductivity

Thermal conductivity of water



Inputs

Type	Name	Default	Description
ThermodynamicState	state		thermodynamic state record

Outputs

Type	Name	Description
ThermalConductivity	lambda	Thermal conductivity [W/(m.K)]

[Modelica.Media.CompressibleLiquids.LinearWater_pT_Ambient](#)

liquid, linear compressibility water model at 1.01325 bar and 25 degree Celsius

Information

Water model with linear compressibility at ambient conditions

[Modelica.Media.IdealGases](#)

Data and models of ideal gases (single, fixed and dynamic mixtures) from NASA source

Information

This package contains data for the 1241 ideal gases from

McBride B.J., Zehe M.J., and Gordon S. (2002): **NASA Glenn Coefficients for Calculating Thermodynamic Properties of Individual Species**. NASA report TP-2002-211556

Medium models for some of these gases are available in package [IdealGases.SingleGases](#) and some examples for mixtures are available in package [IdealGases.MixtureGases](#)

Using and Adapting Medium Models

The data records allow computing the ideal gas specific enthalpy, specific entropy and heat capacity of the substances listed below. From them, even the Gibbs energy and equilibrium constants for reactions can be computed. Critical data that is needed for computing the viscosity and thermal conductivity is not included. In order to add mixtures or single substance medium packages that are subtypes of [Interfaces.PartialMedium](#) (i.e., can be utilized at all places where [PartialMedium](#) is defined), a few additional steps have to be performed:

1. All single gas media need to define a constant instance of record [IdealGases.Common.SingleGasNasa.FluidConstants](#). For 37 ideal gases such records are provided in package [IdealGases.Common.FluidData](#). For the other gases, such a record instance has to be provided by the user, e.g. by getting the data from a commercial or public data base. A public source of the needed data is for example the [NIST Chemistry WebBook](#)
2. When the data is available, and a user has an instance of a [FluidConstants](#) record filled with data, a medium package has to be written. Note that only the dipole moment, the accentric factor and critical data are necessary for the viscosity and thermal conductivity functions.
 - For single components, a new package following the pattern in [IdealGases.SingleGases](#) has to be created, pointing both to a data record for cp and to a user-defined fluidConstants record.
 - For mixtures of several components, a new package following the pattern in [IdealGases.MixtureGases](#) has to be created, building an array of data records for cp and an array of (partly) user-defined fluidConstants records.

Note that many properties can computed for the full set of 1241 gases listed below, but due to the missing viscosity and thermal conductivity functions, no fully Modelica.Media-compliant media can be defined.

Data records for heat capacity, specific enthalpy and specific entropy exist for the following substances and

ions:




Ag	BaOH+	C2H4O_ethylen_o	DF	In2I4	Nb	ScO2
Ag+	Ba_OH_2	CH3CHO_ethanal	DOC1	In2I6	Nb+	Sc2O
Ag-	BaS	CH3COOH	DO2	In2O	Nb-	Sc2O2
Air	Ba2	OHCH2COOH	DO2-	K	NbCl5	Si
Al	Be	C2H5	D2	K+	NbO	Si+
Al+	Be+	C2H5Br	D2+	K-	NbOC13	Si-
Al-	Be++	C2H6	D2-	KAlF4	NbO2	SiBr
AlBr	BeBr	CH3N2CH3	D2O	KBO2	Ne	SiBr2
AlBr2	BeBr2	C2H5OH	D2O2	KBr	Ne+	SiBr3
AlBr3	BeCl	CH3OCH3	D2S	KCN	Ni	SiBr4
AlC	BeCl2	CH3O2CH3	e-	KCl	Ni+	SiC
AlC2	BeF	CCN	F	KF	Ni-	SiC2
AlCl	BeF2	CNC	F+	KH	NiCl	SiCl
AlCl+	BeH	OCCN	F-	KI	NiCl2	SiCl2
AlCl2	BeH+	C2N2	FCN	Kli	NiO	SiCl3
AlCl3	BeH2	C2O	FCO	KNO2	NiS	SiCl4
AlF	BeI	C3	FO	KNO3	O	SiF
AlF+	BeI2	C3H3_1_propynl	FO2_FOO	KNa	O+	SiFC1
AlFC1	BeN	C3H3_2_propynl	FO2_OF0	KO	O-	SiF2
AlFC12	BeO	C3H4_allene	F2	KOH	OD	SiF3
AlF2	BeOH	C3H4_propyne	F2O	K2	OD-	SiF4
AlF2-	BeOH+	C3H4_cyclo	F2O2	K2+	OH	SiH
AlF2Cl	Be_OH_2	C3H5_allyl	FS2F	K2Br2	OH+	SiH+
AlF3	BeS	C3H6_propylene	Fe	K2CO3	OH-	SiHBr3
AlF4-	Be2	C3H6_cyclo	Fe+	K2C2N2	O2	SiHCl
AlH	Be2Cl4	C3H6O_propylox	Fe_CO_5	K2Cl2	O2+	SiHCl3
AlHC1	Be2F4	C3H6O_acetone	FeCl	K2F2	O2-	SiHF
AlHC12	Be2O	C3H6O_propanal	FeCl2	K2I2	O3	SiHF3
AlHF	Be2OF2	C3H7_n_propyl	FeCl3	K2O	P	SiHI3
AlHFC1	Be2O2	C3H7_i_propyl	FeO	K2O+	P+	SiH2
AlHF2	Be3O3	C3H8	Fe_OH_2	K2O2	P-	SiH2Br2
AlH2	Be4O4	C3H8O_1propanol	Fe2Cl4	K2O2H2	PC1	SiH2Cl2
AlH2Cl	Br	C3H8O_2propanol	Fe2Cl6	K2SO4	PC12	SiH2F2
AlH2F	Br+	CNCOCN	Ga	Kr	PC12-	SiH2I2
AlH3	Br-	C3O2	Ga+	Kr+	PC13	SiH3
AlI	BrCl	C4	GaBr	li	PC15	SiH3Br
AlI2	BrF	C4H2_butadiyne	GaBr2	li+	PF	SiH3Cl
AlI3	BrF3	C4H4_1_3-cyclo	GaBr3	li-	PF+	SiH3F
AlN	BrF5	C4H6_butadiene	GaCl	liAlF4	PF-	SiH3I
AlO	BrO	C4H6_1butyne	GaCl2	liBO2	PFC1	SiH4
AlO+	OBRO	C4H6_2butyne	GaCl3	liBr	PFC1-	SiI
AlO-	BrOO	C4H6_cyclo	GaF	liCl	PFC12	SiI2
AlOC1	BrO3	C4H8_1_butene	GaF2	liF	PFC14	SiN
AlOC12	Br2	C4H8_cis2_buten	GaF3	liH	PF2	SiO
AlOF	BrBrO	C4H8_isobutene	GaH	liI	PF2-	SiO2
AlOF2	BrOBr	C4H8_cyclo	GaI	liN	PF2Cl	SiS
AlOF2-	C	C4H9_n_butyl	GaI2	liNO2	PF2Cl3	SiS2
AlOH	C+	C4H9_i_butyl	GaI3	liNO3	PF3	Si2
AlOHC1	C-	C4H9_s_butyl	GaO	liO	PF3Cl2	Si2C
AlOHC12	CBr	C4H9_t_butyl	GaOH	liOF	PF4Cl	Si2F6
AlOHF	CBr2	C4H10_n_butane	Ga2Br2	liOH	PF5	Si2N
AlOHF2	CBr3	C4H10_isobutane	Ga2Br4	liON	PH	Si3
AlO2	CBr4	C4N2	Ga2Br6	li2	PH2	Sn
AlO2-	CC1	C5	Ga2Cl2	li2+	PH2-	Sn+
Al_OH_2	CC12	C5H6_1_3cyclo	Ga2Cl4	li2Br2	PH3	Sn-
Al_OH_2Cl	CC12Br2	C5H8_cyclo	Ga2Cl6	li2F2	PN	SnBr
Al_OH_2F	CC13	C5H10_1_pentene	Ga2F2	li2I2	PO	SnBr2

Al_OH_3	CCl3Br	C5H10_cyclo	Ga2F4	li2O	PO-	SnBr3
AlS	CCl4	C5H11_pentyl	Ga2F6	li2O+	POCl3	SnBr4
AlS2	CF	C5H11_t_pentyl	Ga2I2	li2O2	POFCl2	SnCl
Al2	CF+	C5H12_n_pentane	Ga2I4	li2O2H2	POF2Cl	SnCl2
Al2Br6	CFBr3	C5H12_i_pentane	Ga2I6	li2SO4	POF3	SnCl3
Al2C2	CFC1	CH3C_CH3_2CH3	Ga2O	li3+	PO2	SnCl4
Al2Cl6	CFC1Br2	C6D5_phenyl	Ge	li3Br3	PO2-	SnF
Al2F6	CFC12	C6D6	Ge+	li3Cl3	PS	SnF2
Al2I6	CFC12Br	C6H2	Ge-	li3F3	P2	SnF3
Al2O	CFC13	C6H5_phenyl	GeBr	li3I3	P2O3	SnF4
Al2O+	CF2	C6H5O_phenoxy	GeBr2	Mg	P2O4	SnI
Al2O2	CF2+	C6H6	GeBr3	Mg+	P2O5	SnI2
Al2O2+	CF2Br2	C6H5OH_phenol	GeBr4	MgBr	P3	SnI3
Al2O3	CF2Cl	C6H10_cyclo	GeCl	MgBr2	P3O6	SnI4
Al2S	CF2ClBr	C6H12_1_hexene	GeCl2	MgCl	P4	SnO
Al2S2	CF2Cl2	C6H12_cyclo	GeCl3	MgCl+	P4O6	SnO2
Ar	CF3	C6H13_n_hexyl	GeCl4	MgCl2	P4O7	SnS
Ar+	CF3+	C6H14_n_hexane	GeF	MgF	P4O8	SnS2
B	CF3Br	C7H7_benzyl	GeF2	MgF+	P4O9	Sn2
B+	CF3Cl	C7H8	GeF3	MgF2	P4O10	Sr
B-	CF4	C7H8O_cresol_mx	GeF4	MgF2+	Pb	Sr+
BBr	CH+	C7H14_1_heptene	GeH4	MgH	Pb+	SrBr
BBr2	CHBr3	C7H15_n_heptyl	GeI	MgI	Pb-	SrBr2
BBr3	CHCl	C7H16_n_heptane	GeO	MgI2	PbBr	SrCl
BC	CHClBr2	C7H16_2_methylh	GeO2	MgN	PbBr2	SrCl+
BC2	CHCl2	C8H8_styrene	GeS	MgO	PbBr3	SrCl2
BCl	CHCl2Br	C8H10_ethylbenz	GeS2	MgOH	PbBr4	SrF
BCl+	CHCl3	C8H16_1_octene	Ge2	MgOH+	PbCl	SrF+
BClOH	CHF	C8H17_n_octyl	H	Mg_OH_2	PbCl2	SrF2
BCl_OH_2	CHFBr2	C8H18_n_octane	H+	MgS	PbCl3	SrH
BCl2	CHFC1	C8H18_isooctane	H-	Mg2	PbCl4	SrI
BCl2+	CHFC1Br	C9H19_n_nonyl	HALO	Mg2F4	PbF	SrI2
BCl2OH	CHFC12	C10H8_naphthale	HALO2	Mn	PbF2	SrO
BF	CHF2	C10H21_n_decyl	HBO	Mn+	PbF3	SrOH
BFC1	CHF2Br	C12H9_o_bipheny	HBO+	Mo	PbF4	SrOH+
BFC12	CHF2Cl	C12H10_biphenyl	HBO2	Mo+	PbI	Sr_OH_2
BFOH	CHF3	Ca	HBS	Mo-	PbI2	SrS
BF_OH_2	CHI3	Ca+	HBS+	MoO	PbI3	Sr2
BF2	CH2	CaBr	HCN	MoO2	PbI4	Ta
BF2+	CH2Br2	CaBr2	HCO	MoO3	PbO	Ta+
BF2-	CH2Cl	CaCl	HCO+	MoO3-	PbO2	Ta-
BF2Cl	CH2ClBr	CaCl+	HCCN	Mo2O6	PbS	TaCl5
BF2OH	CH2Cl2	CaCl2	HCCO	Mo3O9	PbS2	TaO
BF3	CH2F	CaF	HCl	Mo4O12	Rb	TaO2
BF4-	CH2FBr	CaF+	HD	Mo5O15	Rb+	Ti
BH	CH2FC1	CaF2	HD+	N	Rb-	Ti+
BHCl	CH2F2	CaH	HDO	N+	RbBO2	Ti-
BHCl2	CH2I2	CaI	HDO2	N-	RbBr	TiCl
BHF	CH3	CaI2	HF	NCO	RbCl	TiCl2
BHFC1	CH3Br	CaO	HI	ND	RbF	TiCl3
BHF2	CH3Cl	CaO+	HNC	ND2	RbH	TiCl4
BH2	CH3F	CaOH	HNCO	ND3	RbI	TiO
BH2Cl	CH3I	CaOH+	HNO	NF	RbK	TiO+
BH2F	CH2OH	Ca_OH_2	HNO2	NF2	Rbli	TiOC1
BH3	CH2OH+	CaS	HNO3	NF3	RbNO2	TiOC12
BH3NH3	CH3O	Ca2	HOC1	NH	RbNO3	TiO2
BH4	CH4	Cd	HOF	NH+	RbNa	U
BI	CH3OH	Cd+	HO2	NHF	RbO	UF
BI2	CH3OOH	Cl	HO2-	NHF2	RbOH	UF+

BI3	CI	Cl+	HPO	NH2	Rb2Br2	UF-
BN	CI2	Cl-	HSO3F	NH2F	Rb2Cl2	UF2
BO	CI3	ClCN	H2	NH3	Rb2F2	UF2+
BO-	CI4	ClF	H2+	NH2OH	Rb2I2	UF2-
BOCl	CN	ClF3	H2-	NH4+	Rb2O	UF3
BOCl2	CN+	ClF5	HBOH	NO	Rb2O2	UF3+
BOF	CN-	ClO	HCOOH	NOC1	Rb2O2H2	UF3-
BOF2	CNN	ClO2	H2F2	NOF	Rb2SO4	UF4
BOH	CO	Cl2	H2O	NOF3	Rn	UF4+
BO2	CO+	Cl2O	H2O+	NO2	Rn+	UF4-
BO2-	COC1	Co	H2O2	NO2-	S	UF5
B_OH_2	COC12	Co+	H2S	NO2C1	S+	UF5+
BS	COFC1	Co-	H2SO4	NO2F	S-	UF5-
BS2	COF2	Cr	H2BOH	NO3	SC1	UF6
B2	COHCl	Cr+	HB_OH_2	NO3-	SC12	UF6-
B2C	COHF	Cr-	H3BO3	NO3F	SC12+	UO
B2Cl4	COS	CrN	H3B3O3	N2	SD	UO+
B2F4	CO2	CrO	H3B3O6	N2+	SF	UOF
B2H	CO2+	CrO2	H3F3	N2-	SF+	UOF2
B2H2	COOH	CrO3	H3O+	NCN	SF-	UOF3
B2H3	CP	CrO3-	H4F4	N2D2_cis	SF2	UOF4
B2H3_db	CS	Cs	H5F5	N2F2	SF2+	UO2
B2H4	CS2	Cs+	H6F6	N2F4	SF2-	UO2+
B2H4_db	C2	Cs-	H7F7	N2H2	SF3	UO2-
B2H5	C2+	CsBO2	He	NH2NO2	SF3+	UO2F
B2H5_db	C2-	CsBr	He+	N2H4	SF3-	UO2F2
B2H6	C2C1	CsCl	Hg	N2O	SF4	UO3
B2O	C2C12	CsF	Hg+	N2O+	SF4+	UO3-
B2O2	C2C13	CsH	HgBr2	N2O3	SF4-	V
B2O3	C2C14	CsI	I	N2O4	SF5	V+
B2_OH_4	C2C16	Csli	I+	N2O5	SF5+	V-
B2S	C2F	CsNO2	I-	N3	SF5-	VC14
B2S2	C2FC1	CsNO3	IF5	N3H	SF6	VN
B2S3	C2FC13	CsNa	IF7	Na	SF6-	VO
B3H7_C2v	C2F2	CsO	I2	Na+	SH	VO2
B3H7_Cs	C2F2C12	CsOH	In	Na-	SH-	V4O10
B3H9	C2F3	CsRb	In+	NaAlF4	SN	W
B3N3H6	C2F3C1	Cs2	InBr	NaBO2	SO	W+
B3O3C13	C2F4	Cs2Br2	InBr2	NaBr	SO-	W-
B3O3FC12	C2F6	Cs2CO3	InBr3	NaCN	SOF2	WC16
B3O3F2C1	C2H	Cs2C12	InCl	NaCl	SO2	WO
B3O3F3	C2HC1	Cs2F2	InCl2	NaF	SO2-	WOC14
B4H4	C2HC13	Cs2I2	InCl3	NaH	SO2C12	WO2
B4H10	C2HF	Cs2O	InF	NaI	SO2FC1	WO2C12
B4H12	C2HFC12	Cs2O+	InF2	Nali	SO2F2	WO3
B5H9	C2HF2C1	Cs2O2	InF3	NaNO2	SO3	WO3-
Ba	C2HF3	Cs2O2H2	InH	NaNO3	S2	Xe
Ba+	C2H2_vinylidene	Cs2SO4	InI	NaO	S2-	Xe+
BaBr	C2H2C12	Cu	InI2	NaOH	S2C12	Zn
BaBr2	C2H2FC1	Cu+	InI3	NaOH+	S2F2	Zn+
BaCl	C2H2F2	Cu-	InO	Na2	S2O	Zr
BaCl+	CH2CO_ketene	CuCl	InOH	Na2Br2	S3	Zr+
BaCl2	O_CH_2O	CuF	In2Br2	Na2C12	S4	Zr-
BaF	HO_CO_2OH	CuF2	In2Br4	Na2F2	S5	ZrN
BaF+	C2H3_vinyl	CuO	In2Br6	Na2I2	S6	ZrO
BaF2	CH2Br-COOH	Cu2	In2C12	Na2O	S7	ZrO+
BaH	C2H3C1	Cu3C13	In2C14	Na2O+	S8	ZrO2
BaI	CH2C1-COOH	D	In2C16	Na2O2	Sc	
BaI2	C2H3F	D+	In2F2	Na2O2H2	Sc+	

BaO	CH3CN	D-	In2F4	Na2SO4	Sc-
BaO+	CH3CO_acetyl	DBr	In2F6	Na3Cl3	ScO
BaOH	C2H4	DCl	In2I2	Na3F3	ScO+

Package Content






Name	Description
 Common	Common packages and data for the ideal gas models
 SingleGases	Media models of ideal gases from NASA tables
 MixtureGases	Medium models consisting of mixtures of ideal gases

Modelica.Media.IdealGases.Common

Common packages and data for the ideal gas models

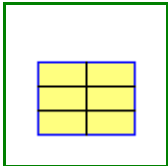
Information

Package Content

Name	Description
 DataRecord	Coefficient data record for properties of ideal gases based on NASA source
 SingleGasNasa	Medium model of an ideal gas based on NASA source
 MixtureGasNasa	Medium model of a mixture of ideal gases based on NASA source
 FluidData	Critical data, dipole moments and related data
 SingleGasesData	Ideal gas data based on the NASA Glenn coefficients

Modelica.Media.IdealGases.Common.DataRecord

Coefficient data record for properties of ideal gases based on NASA source



Information

This data record contains the coefficients for the ideal gas equations according to:

McBride B.J., Zehe M.J., and Gordon S. (2002): **NASA Glenn Coefficients for Calculating Thermodynamic Properties of Individual Species**. NASA report TP-2002-211556

The equations have the following structure:

$$\begin{aligned} c_p(T) &= R \sum_{i=1}^N a_i T^{i-1} \\ h(T) &= R T \left(-\frac{1}{2} + a_1 \frac{T}{2} + \sum_{i=2}^N a_i \frac{T^i}{i} + \frac{b_1}{T} \right) \\ s_0(T) &= R \left(-\frac{1}{2} + a_1 \frac{T}{2} + a_2 \ln(T) + \sum_{i=3}^N a_i \frac{T^{i-1}}{i-1} + b_2 \right) \\ h(T, p) &= s_0(T) - R \ln \left(\frac{p}{p_0} \right) \end{aligned}$$

The polynomials for h(T) and s0(T) are derived via integration from the one for cp(T) and contain the integration constants b1, b2 that define the reference specific enthalpy and entropy. For entropy differences the reference pressure p0 is arbitrary, but not for absolute entropies. It is chosen as 1 standard atmosphere (101325 Pa).

For most gases, the region of validity is from 200 K to 6000 K. The equations are splitted into two regions that are separated by Tlimit (usually 1000 K). In both regions the gas is described by the data above. The

two branches are continuous and in most gases also differentiable at T_{limit} .

Modelica.Media.IdealGases.Common.SingleGasNasa

Medium model of an ideal gas based on NASA source

Information

This model calculates medium properties for an ideal gas of a single substance, or for an ideal gas consisting of several substances where the mass fractions are fixed. Independent variables are temperature **T** and pressure **p**. Only density is a function of T and p. All other quantities are solely a function of T. The properties are valid in the range:

$$200 \text{ K} \leq T \leq 6000 \text{ K}$$

The following quantities are always computed:

Variable	Unit	Description
h	J/kg	specific enthalpy $h = h(T)$
u	J/kg	specific internal energy $u = u(T)$
d	kg/m ³	density $d = d(p, T)$

For the other variables, see the functions in Modelica.Media.IdealGases.Common.SingleGasNasa. Note, dynamic viscosity and thermal conductivity are only provided for gases that use a data record from Modelica.Media.IdealGases.FluidData. Currently these are the following gases:

```

Ar
C2H2_vinylidene
C2H4
C2H5OH
C2H6
C3H6_propylene
C3H7OH
C3H8
C4H8_1_butene
C4H9OH
C4H10_n_butane
C5H10_1_pentene
C5H12_n_pentane
C6H6
C6H12_1_hexene
C6H14_n_heptane
C7H14_1_heptene
C8H10_ethylbenz
CH3OH
CH4
CL2
CO
CO2
F2
H2
H2O
He
N2
N2O
NH3
NO
O2

```

SO2
SO3

Sources for model and literature:


















Original Data: Computer program for calculation of complex chemical equilibrium compositions and applications. Part 1: Analysis Document ID: 19950013764 N (95N20180) File Series: NASA Technical Reports Report Number: NASA-RP-1311 E-8017 NAS 1.61:1311 Authors: Gordon, Sanford (NASA Lewis Research Center) McBride, Bonnie J. (NASA Lewis Research Center) Published: Oct 01, 1994.

Known limits of validity:

The data is valid for temperatures between 200K and 6000K. A few of the data sets for monatomic gases have a discontinuous 1st derivative at 1000K, but this never caused problems so far.

This model has been copied from the ThermoFluid library and adapted to the Modelica.Media package.


Package Content

Name	Description
 ThermodynamicState	thermodynamic state variables for ideal gases
 FluidConstants	Extended fluid constants
excludeEnthalpyOfFormation=true	If true, enthalpy of formation Hf is not included in specific enthalpy h
referenceChoice=Choices.ReferenceEnthalpy.ZeroAt0K	Choice of reference enthalpy
h_offset=0.0	User defined offset for reference enthalpy, if referenceChoice = UserDefined
data	Data record of ideal gas substance
fluidConstants	constant data for the fluid
 BaseProperties	Base properties of ideal gas medium
 setState_pTX	Return thermodynamic state as function of p, T and composition X
 setState_phX	Return thermodynamic state as function of p, h and composition X
 setState_psX	Return thermodynamic state as function of p, s and composition X
 setState_dTX	Return thermodynamic state as function of d, T and composition X
 pressure	return pressure of ideal gas
 temperature	return temperature of ideal gas
 density	return density of ideal gas
 specificEnthalpy	Return specific enthalpy
 specificInternalEnergy	Return specific internal energy
 specificEntropy	Return specific entropy
 specificGibbsEnergy	Return specific Gibbs energy
 specificHelmholtzEnergy	Return specific Helmholtz energy
 specificHeatCapacityCp	Return specific heat capacity at constant pressure
 specificHeatCapacityCv	Compute specific heat capacity at constant volume from temperature and gas data

 isentropicExponent	Return isentropic exponent
 velocityOfSound	Return velocity of sound
 isentropicEnthalpyApproximation	approximate method of calculating h_{is} from upstream properties and downstream pressure
 isentropicEnthalpy	Return isentropic enthalpy
 isobaricExpansionCoefficient	Returns overall the isobaric expansion coefficient β
 isothermalCompressibility	Returns overall the isothermal compressibility factor
 density_derp_T	Returns the partial derivative of density with respect to pressure at constant temperature
 density_derT_p	Returns the partial derivative of density with respect to temperature at constant pressure
 density_derX	Returns the partial derivative of density with respect to mass fractions at constant pressure and temperature
 cp_T	Compute specific heat capacity at constant pressure from temperature and gas data
 cp_Tlow	Compute specific heat capacity at constant pressure, low T region
 cp_Tlow_der	Compute specific heat capacity at constant pressure, low T region
 h_T	Compute specific enthalpy from temperature and gas data; reference is decided by the refChoice input, or by the referenceChoice package constant by default
 h_T_der	derivative function for h_T
 h_Tlow	Compute specific enthalpy, low T region; reference is decided by the refChoice input, or by the referenceChoice package constant by default
 h_Tlow_der	Compute specific enthalpy, low T region; reference is decided by the refChoice input, or by the referenceChoice package constant by default
 s0_T	Compute specific entropy from temperature and gas data
 s0_Tlow	Compute specific entropy, low T region
 dynamicViscosityLowPressure	Dynamic viscosity of low pressure gases
 dynamicViscosity	dynamic viscosity
 thermalConductivityEstimate	Thermal conductivity of polyatomic gases(Eucken and Modified Eucken correlation)
 thermalConductivity	thermal conductivity of gas
 molarMass	return the molar mass of the medium
 T_h	Compute temperature from specific enthalpy
 T_ps	Compute temperature from pressure and specific entropy
Inherited	
 setState_pT	Return thermodynamic state from p and T
 setState_ph	Return thermodynamic state from p and h
 setState_ps	Return thermodynamic state from p and s

 <code>setState_dT</code>	Return thermodynamic state from d and T
 <code>density_ph</code>	Return density from p and h
 <code>temperature_ph</code>	Return temperature from p and h
 <code>pressure_dT</code>	Return pressure from d and T
 <code>specificEnthalpy_dT</code>	Return specific enthalpy from d and T
 <code>specificEnthalpy_ps</code>	Return specific enthalpy from p and s
 <code>temperature_ps</code>	Return temperature from p and s
 <code>density_ps</code>	Return density from p and s
 <code>specificEnthalpy_pT</code>	Return specific enthalpy from p and T
 <code>density_pT</code>	Return density from p and T
<code>mediumName="unusablePartialMedium"</code>	Name of the medium
<code>substanceNames={mediumName}</code>	Names of the mixture substances. Set <code>substanceNames={mediumName}</code> if only one substance.
<code>extraPropertiesNames=fill("", 0)</code>	Names of the additional (extra) transported properties. Set <code>extraPropertiesNames=fill("", 0)</code> if unused
<code>singleState</code>	= true, if u and d are not a function of pressure
<code>reducedX=true</code>	= true if medium contains the equation $\sum(X) = 1.0$; set <code>reducedX=true</code> if only one substance (see docu for details)
<code>fixedX=false</code>	= true if medium contains the equation $X = \text{reference_X}$
<code>reference_p=101325</code>	Reference pressure of Medium: default 1 atmosphere
<code>reference_T=298.15</code>	Reference temperature of Medium: default 25 deg Celsius
<code>reference_X=fill(1/nX, nX)</code>	Default mass fractions of medium
<code>p_default=101325</code>	Default value for pressure of medium (for initialization)
<code>T_default=Modelica.SIunits.Conversions.from_degC(20)</code>	Default value for temperature of medium (for initialization)
<code>h_default=specificEnthalpy_pTX(p_default, T_default, X_default)</code>	Default value for specific enthalpy of medium (for initialization)
<code>X_default=reference_X</code>	Default value for mass fractions of medium (for initialization)
<code>nS=size(substanceNames, 1)</code>	Number of substances
<code>nX=nS</code>	Number of mass fractions
<code>nXi=if fixedX then 0 else if reducedX then nS - 1 else nS</code>	Number of structurally independent mass fractions (see docu for details)
<code>nC=size(extraPropertiesNames, 1)</code>	Number of extra (outside of standard mass-balance) transported properties
 <code>prandtlNumber</code>	Return the Prandtl number
 <code>heatCapacity_cp</code>	alias for deprecated name
 <code>heatCapacity_cv</code>	alias for deprecated name
 <code>beta</code>	alias for <code>isobaricExpansionCoefficient</code> for user convenience
 <code>kappa</code>	alias of <code>isothermalCompressibility</code> for user convenience
 <code>density_derp_h</code>	Return density derivative wrt pressure at const specific enthalpy
 <code>density_derh_p</code>	Return density derivative wrt specific enthalpy at constant pressure

 specificEnthalpy_pTX	Return specific enthalpy from p, T, and X or Xi
 density_pTX	Return density from p, T, and X or Xi
 temperature_phX	Return temperature from p, h, and X or Xi
 density_phX	Return density from p, h, and X or Xi
 temperature_psX	Return temperature from p,s, and X or Xi
 density_psX	Return density from p, s, and X or Xi
 specificEnthalpy_psX	Return specific enthalpy from p, s, and X or Xi
AbsolutePressure	Type for absolute pressure with medium specific attributes
Density	Type for density with medium specific attributes
DynamicViscosity	Type for dynamic viscosity with medium specific attributes
EnthalpyFlowRate	Type for enthalpy flow rate with medium specific attributes
MassFlowRate	Type for mass flow rate with medium specific attributes
MassFraction	Type for mass fraction with medium specific attributes
MoleFraction	Type for mole fraction with medium specific attributes
MolarMass	Type for molar mass with medium specific attributes
MolarVolume	Type for molar volume with medium specific attributes
IsentropicExponent	Type for isentropic exponent with medium specific attributes
SpecificEnergy	Type for specific energy with medium specific attributes
SpecificInternalEnergy	Type for specific internal energy with medium specific attributes
SpecificEnthalpy	Type for specific enthalpy with medium specific attributes
SpecificEntropy	Type for specific entropy with medium specific attributes
SpecificHeatCapacity	Type for specific heat capacity with medium specific attributes
SurfaceTension	Type for surface tension with medium specific attributes
Temperature	Type for temperature with medium specific attributes
ThermalConductivity	Type for thermal conductivity with medium specific attributes
PrandtlNumber	Type for Prandtl number with medium specific attributes
VelocityOfSound	Type for velocity of sound with medium specific attributes
ExtraProperty	Type for unspecified, mass-specific property transported by flow
CumulativeExtraProperty	Type for conserved integral of unspecified, mass specific property
ExtraPropertyFlowRate	Type for flow rate of unspecified, mass-specific property
IsobaricExpansionCoefficient	Type for isobaric expansion coefficient with medium specific attributes
DipoleMoment	Type for dipole moment with medium specific attributes
DerDensityByPressure	Type for partial derivative of density with respect to pressure with medium specific attributes
DerDensityByEnthalpy	Type for partial derivative of density with respect to enthalpy with medium specific attributes
DerEnthalpyByPressure	Type for partial derivative of enthalpy with respect to pressure with medium specific attributes
DerDensityByTemperature	Type for partial derivative of density with respect to temperature with medium specific attributes

 Choices	Types, constants to define menu choices
---	---

Types and constants

```
constant Boolean excludeEnthalpyOfFormation=true
  "If true, enthalpy of formation Hf is not included in specific enthalpy h";

constant ReferenceEnthalpy referenceChoice=Choices.
  ReferenceEnthalpy.ZeroAt0K "Choice of reference enthalpy";

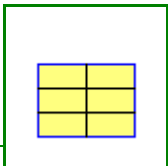
constant SpecificEnthalpy h_offset=0.0
  "User defined offset for reference enthalpy, if referenceChoice =
UserDefined";

constant IdealGases.Common.DataRecord data
  "Data record of ideal gas substance";

constant FluidConstants[nS] fluidConstants "constant data for the fluid";
```

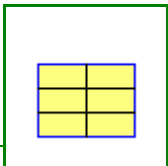
Modelica.Media.IdealGases.Common.SingleGasNasa.ThermodynamicState

thermodynamic state variables for ideal gases



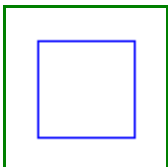
Modelica.Media.IdealGases.Common.SingleGasNasa.FluidConstants

Extended fluid constants



Modelica.Media.IdealGases.Common.SingleGasNasa.BaseProperties

Base properties of ideal gas medium



Parameters

Type	Name	Default	Description
Advanced			
Boolean	preferredMediumStates	false	= true if StateSelect.prefer shall be used for the independent property variables of the medium

Modelica.Media.IdealGases.Common.SingleGasNasa.setState_pTX

Return thermodynamic state as function of p, T and composition X



Inputs

Type	Name	Default	Description
AbsolutePressure	p		Pressure [Pa]
Temperature	T		Temperature [K]

MassFraction	X[:]	reference_X	Mass fractions [kg/kg]
--------------	------	-------------	------------------------

Outputs

Type	Name	Description
ThermodynamicState	state	

Modelica.Media.IdealGases.Common.SingleGasNasa.setState_phX

Return thermodynamic state as function of p, h and composition X



Inputs

Type	Name	Default	Description
AbsolutePressure	p		Pressure [Pa]
SpecificEnthalpy	h		Specific enthalpy [J/kg]
MassFraction	X[:]	reference_X	Mass fractions [kg/kg]

Outputs

Type	Name	Description
ThermodynamicState	state	

Modelica.Media.IdealGases.Common.SingleGasNasa.setState_psX

Return thermodynamic state as function of p, s and composition X



Inputs

Type	Name	Default	Description
AbsolutePressure	p		Pressure [Pa]
SpecificEntropy	s		Specific entropy [J/(kg.K)]
MassFraction	X[:]	reference_X	Mass fractions [kg/kg]

Outputs

Type	Name	Description
ThermodynamicState	state	

Modelica.Media.IdealGases.Common.SingleGasNasa.setState_dTX

Return thermodynamic state as function of d, T and composition X



Inputs

Type	Name	Default	Description
Density	d		density [kg/m3]
Temperature	T		Temperature [K]
MassFraction	X[:]	reference_X	Mass fractions [kg/kg]

Outputs

Type	Name	Description
ThermodynamicState	state	

Modelica.Media.IdealGases.Common.SingleGasNasa.pressure

return pressure of ideal gas

**Inputs**

Type	Name	Default	Description
ThermodynamicState	state		thermodynamic state record

Outputs

Type	Name	Description
AbsolutePressure	p	Pressure [Pa]

Modelica.Media.IdealGases.Common.SingleGasNasa.temperature

return temperature of ideal gas

**Inputs**

Type	Name	Default	Description
ThermodynamicState	state		thermodynamic state record

Outputs

Type	Name	Description
Temperature	T	Temperature [K]

Modelica.Media.IdealGases.Common.SingleGasNasa.density

return density of ideal gas

**Inputs**

Type	Name	Default	Description
ThermodynamicState	state		thermodynamic state record

Outputs

Type	Name	Description
Density	d	Density [kg/m3]

Modelica.Media.IdealGases.Common.SingleGasNasa.specificEnthalpy

Return specific enthalpy



Inputs

Type	Name	Default	Description
ThermodynamicState	state		thermodynamic state record

Outputs

Type	Name	Description
SpecificEnthalpy	h	Specific enthalpy [J/kg]

Modelica.Media.IdealGases.Common.SingleGasNasa.specificInternalEnergy****

Return specific internal energy

**Inputs**

Type	Name	Default	Description
ThermodynamicState	state		thermodynamic state record

Outputs

Type	Name	Description
SpecificEnergy	u	Specific internal energy [J/kg]

Modelica.Media.IdealGases.Common.SingleGasNasa.specificEntropy****

Return specific entropy

**Inputs**

Type	Name	Default	Description
ThermodynamicState	state		thermodynamic state record

Outputs

Type	Name	Description
SpecificEntropy	s	Specific entropy [J/(kg.K)]

Modelica.Media.IdealGases.Common.SingleGasNasa.specificGibbsEnergy****

Return specific Gibbs energy

**Inputs**

Type	Name	Default	Description
ThermodynamicState	state		thermodynamic state record

Outputs

Type	Name	Description
SpecificEnergy	g	Specific Gibbs energy [J/kg]

Modelica.Media.IdealGases.Common.SingleGasNasa.specificHelmholtzEnergy

Return specific Helmholtz energy

**Inputs**

Type	Name	Default	Description
ThermodynamicState	state		thermodynamic state record

Outputs

Type	Name	Description
SpecificEnergy	f	Specific Helmholtz energy [J/kg]

Modelica.Media.IdealGases.Common.SingleGasNasa.specificHeatCapacityCp

Return specific heat capacity at constant pressure

**Inputs**

Type	Name	Default	Description
ThermodynamicState	state		thermodynamic state record

Outputs

Type	Name	Description
SpecificHeatCapacity	cp	Specific heat capacity at constant pressure [J/(kg.K)]

Modelica.Media.IdealGases.Common.SingleGasNasa.specificHeatCapacityCv

Compute specific heat capacity at constant volume from temperature and gas data

**Inputs**

Type	Name	Default	Description
ThermodynamicState	state		thermodynamic state record

Outputs

Type	Name	Description
SpecificHeatCapacity	cv	Specific heat capacity at constant volume [J/(kg.K)]

Modelica.Media.IdealGases.Common.SingleGasNasa.isentropicExponent

Return isentropic exponent

**Inputs**

Type	Name	Default	Description
------	------	---------	-------------

ThermodynamicState	state		thermodynamic state record
--------------------	-------	--	----------------------------

Outputs

Type	Name	Description
IsentropicExponent	gamma	Isentropic exponent [1]

Modelica.Media.IdealGases.Common.SingleGasNasa.velocityOfSound

Return velocity of sound



Inputs

Type	Name	Default	Description
ThermodynamicState	state		thermodynamic state record

Outputs

Type	Name	Description
VelocityOfSound	a	Velocity of sound [m/s]

Modelica.Media.IdealGases.Common.SingleGasNasa.isentropicEnthalpyApproximation

approximate method of calculating h_{is} from upstream properties and downstream pressure



Inputs

Type	Name	Default	Description
Pressure	p2		downstream pressure [Pa]
ThermodynamicState	state		properties at upstream location
Boolean	exclEnthForm	excludeEnthalpyOfFormation	If true, enthalpy of formation H_f is not included in specific enthalpy h
ReferenceEnthalpy	refChoice	referenceChoice	Choice of reference enthalpy
SpecificEnthalpy	h_off	h_offset	User defined offset for reference enthalpy, if referenceChoice = UserDefined [J/kg]

Outputs

Type	Name	Description
SpecificEnthalpy	h_is	isentropic enthalpy [J/kg]

Modelica.Media.IdealGases.Common.SingleGasNasa.isentropicEnthalpy

Return isentropic enthalpy



Inputs

Type	Name	Default	Description
Boolean	exclEnthForm	excludeEnthalpyOfFormation	If true, enthalpy of formation H_f is not included in specific enthalpy h
ReferenceEnthalpy	refChoice	referenceChoice	Choice of reference enthalpy
SpecificEnthalpy	h_off	h_offset	User defined offset for reference enthalpy, if referenceChoice = UserDefined [J/kg]
AbsolutePressure	p_downstream		downstream pressure [Pa]
ThermodynamicState	refState		reference state for entropy

Outputs

Type	Name	Description
SpecificEnthalpy	h_is	Isentropic enthalpy [J/kg]

Modelica.Media.IdealGases.Common.SingleGasNasa.isobaricExpansionCoefficient

Returns overall the isobaric expansion coefficient beta

**Inputs**

Type	Name	Default	Description
ThermodynamicState	state		thermodynamic state record

Outputs

Type	Name	Description
IsobaricExpansionCoefficient	beta	Isobaric expansion coefficient [1/K]

Modelica.Media.IdealGases.Common.SingleGasNasa.isothermalCompressibility

Returns overall the isothermal compressibility factor

**Inputs**

Type	Name	Default	Description
ThermodynamicState	state		thermodynamic state record

Outputs

Type	Name	Description
IsothermalCompressibility	kappa	Isothermal compressibility [1/Pa]

Modelica.Media.IdealGases.Common.SingleGasNasa.density_derp_T

Returns the partial derivative of density with respect to pressure at constant



temperature

Inputs

Type	Name	Default	Description
ThermodynamicState	state		thermodynamic state record

Outputs

Type	Name	Description
DerDensityByPressure	ddpT	Density derivative wrt pressure [s2/m2]

Modelica.Media.IdealGases.Common.SingleGasNasa.density_derT_p

Returns the partial derivative of density with respect to temperature at constant pressure



Inputs

Type	Name	Default	Description
ThermodynamicState	state		thermodynamic state record

Outputs

Type	Name	Description
DerDensityByTemperature	ddTp	Density derivative wrt temperature [kg/(m3.K)]

Modelica.Media.IdealGases.Common.SingleGasNasa.density_derX

Returns the partial derivative of density with respect to mass fractions at constant pressure and temperature



Inputs

Type	Name	Default	Description
ThermodynamicState	state		thermodynamic state record

Outputs

Type	Name	Description
Density	dddX[nX]	Derivative of density wrt mass fraction [kg/m3]

Modelica.Media.IdealGases.Common.SingleGasNasa.cp_T

Compute specific heat capacity at constant pressure from temperature and gas data



Inputs

Type	Name	Default	Description
DataRecord	data		Ideal gas data

Temperature	T	Temperature [K]
-------------	---	-----------------

Outputs

Type	Name	Description
SpecificHeatCapacity	cp	Specific heat capacity at temperature T [J/(kg.K)]

Modelica.Media.IdealGases.Common.SingleGasNasa.cp_Tlow

Compute specific heat capacity at constant pressure, low T region

**Inputs**

Type	Name	Default	Description
DataRecord	data		Ideal gas data
Temperature	T		Temperature [K]

Outputs

Type	Name	Description
SpecificHeatCapacity	cp	Specific heat capacity at temperature T [J/(kg.K)]

Modelica.Media.IdealGases.Common.SingleGasNasa.cp_Tlow_der

Compute specific heat capacity at constant pressure, low T region

**Inputs**

Type	Name	Default	Description
DataRecord	data		Ideal gas data
Temperature	T		Temperature [K]
Real	dT		Temperature derivative

Outputs

Type	Name	Description
Real	cp_der	Derivative of specific heat capacity

Modelica.Media.IdealGases.Common.SingleGasNasa.h_T

Compute specific enthalpy from temperature and gas data; reference is decided by the refChoice input, or by the referenceChoice package constant by default

**Inputs**

Type	Name	Default	Description
DataRecord	data		Ideal gas data
Temperature	T		Temperature [K]
Boolean	exclEnthForm	excludeEnthalpyOfFormation	If true, enthalpy of formation Hf is not

			included in specific enthalpy h
ReferenceEnthalpy	refChoice	referenceChoice	Choice of reference enthalpy
SpecificEnthalpy	h_off	h_offset	User defined offset for reference enthalpy, if referenceChoice = UserDefined [J/kg]

Outputs

Type	Name	Description
SpecificEnthalpy	h	Specific enthalpy at temperature T [J/kg]

Modelica.Media.IdealGases.Common.SingleGasNasa.h_T_der

derivative function for h_T



Inputs

Type	Name	Default	Description
DataRecord	data		Ideal gas data
Temperature	T		Temperature [K]
Boolean	exclEnthForm	excludeEnthalpyOfFormation	If true, enthalpy of formation Hf is not included in specific enthalpy h
ReferenceEnthalpy	refChoice	referenceChoice	Choice of reference enthalpy
SpecificEnthalpy	h_off	h_offset	User defined offset for reference enthalpy, if referenceChoice = UserDefined [J/kg]
Real	dT		Temperature derivative

Outputs

Type	Name	Description
Real	h_der	Specific enthalpy at temperature T

Modelica.Media.IdealGases.Common.SingleGasNasa.h_Tlow

Compute specific enthalpy, low T region; reference is decided by the refChoice input, or by the referenceChoice package constant by default



Inputs

Type	Name	Default	Description
DataRecord	data		Ideal gas data
Temperature	T		Temperature [K]
Boolean	exclEnthForm	excludeEnthalpyOfFormation	If true, enthalpy of formation Hf is not included in specific enthalpy h
ReferenceEnthalpy	refChoice	referenceChoice	Choice of reference enthalpy
SpecificEnthalpy	h_off	h_offset	User defined offset for reference enthalpy,

			if referenceChoice = UserDefined [J/kg]
--	--	--	---

Outputs

Type	Name	Description
SpecificEnthalpy	h	Specific enthalpy at temperature T [J/kg]

Modelica.Media.IdealGases.Common.SingleGasNasa.h_Tlow_der

Compute specific enthalpy, low T region; reference is decided by the refChoice input, or by the referenceChoice package constant by default

**Inputs**

Type	Name	Default	Description
DataRecord	data		Ideal gas data
Temperature	T		Temperature [K]
Boolean	exclEnthForm	excludeEnthalpyOfFormation	If true, enthalpy of formation Hf is not included in specific enthalpy h
ReferenceEnthalpy	refChoice	referenceChoice	Choice of reference enthalpy
SpecificEnthalpy	h_off	h_offset	User defined offset for reference enthalpy, if referenceChoice = UserDefined [J/kg]
Real	dT		Temperature derivative [K/s]

Outputs

Type	Name	Description
Real	h_der	Derivative of specific enthalpy at temperature T [J/(kg.s)]

Modelica.Media.IdealGases.Common.SingleGasNasa.s0_T

Compute specific entropy from temperature and gas data

**Inputs**

Type	Name	Default	Description
DataRecord	data		Ideal gas data
Temperature	T		Temperature [K]

Outputs

Type	Name	Description
SpecificEntropy	s	Specific entropy at temperature T [J/(kg.K)]

Modelica.Media.IdealGases.Common.SingleGasNasa.s0_Tlow

Compute specific entropy, low T region



Inputs

Type	Name	Default	Description
DataRecord	data		Ideal gas data
Temperature	T		Temperature [K]

Outputs

Type	Name	Description
SpecificEntropy	s	Specific entropy at temperature T [J/(kg.K)]

Modelica.Media.IdealGases.Common.SingleGasNasa.dynamicViscosityLowPressure



Dynamic viscosity of low pressure gases

Information

The used formula are based on the method of Chung et al (1984, 1988) referred to in ref [1] chapter 9. The formula 9-4.10 is the one being used. The Formula is given in non-SI units, the following conversion constants were used to transform the formula to SI units:

- **Const1_SI:** The factor $10^{(-9.5)} = 10^{(-2.5)} \cdot 1e-7$ where the factor $10^{(-2.5)}$ originates from the conversion of g/mol \rightarrow kg/mol + cm³/mol \rightarrow m³/mol and the factor 1e-7 is due to conversion from microPoise \rightarrow Pa.s.
- **Const2_SI:** The factor $1/3.335641e-27 = 1e-3/3.335641e-30$ where the factor 3.335641e-30 comes from debye \rightarrow C.m and 1e-3 is due to conversion from cm³/mol \rightarrow m³/mol

References:

[1] Bruce E. Poling, John E. Prausnitz, John P. O'Connell, "The Properties of Gases and Liquids" 5th Ed. Mc Graw Hill.

Author

T. Skoglund, Lund, Sweden, 2004-08-31

Inputs

Type	Name	Default	Description
Temp_K	T		Gas temperature [K]
Temp_K	Tc		Critical temperature of gas [K]
MolarMass	M		Molar mass of gas [kg/mol]
MolarVolume	Vc		Critical molar volume of gas [m ³ /mol]
Real	w		Acentric factor of gas
DipoleMoment	mu		Dipole moment of gas molecule [debye]
Real	k	0.0	Special correction for highly polar substances

Outputs

Type	Name	Description
DynamicViscosity	eta	Dynamic viscosity of gas [Pa.s]

Modelica.Media.IdealGases.Common.SingleGasNasa.dynamicViscosity

dynamic viscosity

**Inputs**

Type	Name	Default	Description
ThermodynamicState	state		thermodynamic state record

Outputs

Type	Name	Description
DynamicViscosity	eta	Dynamic viscosity [Pa.s]

Modelica.Media.IdealGases.Common.SingleGasNasa.thermalConductivityEstimate

Thermal conductivity of polyatomic gases(Eucken and Modified Eucken correlation)

**Information**

This function provides two similar methods for estimating the thermal conductivity of polyatomic gases. The Eucken method (input method == 1) gives good results for low temperatures, but it tends to give an underestimated value of the thermal conductivity (lambda) at higher temperatures.

The Modified Eucken method (input method == 2) gives good results for high-temperatures, but it tends to give an overestimated value of the thermal conductivity (lambda) at low temperatures.

Inputs

Type	Name	Default	Description
SpecificHeatCapacity	Cp		Constant pressure heat capacity [J/(kg.K)]
DynamicViscosity	eta		Dynamic viscosity [Pa.s]
Integer	method	1	1: Eucken Method, 2: Modified Eucken Method

Outputs

Type	Name	Description
ThermalConductivity	lambda	Thermal conductivity [W/(m.k)] [W/(m.K)]

Modelica.Media.IdealGases.Common.SingleGasNasa.thermalConductivity

thermal conductivity of gas

**Inputs**

Type	Name	Default	Description
Integer	method	1	1: Eucken Method, 2: Modified Eucken Method
ThermodynamicState	state		thermodynamic state record

Outputs

Type	Name	Description
------	------	-------------

ThermalConductivity	lambda	Thermal conductivity [W/(m.K)]
---------------------	--------	--------------------------------

Modelica.Media.IdealGases.Common.SingleGasNasa.molarMass

return the molar mass of the medium



Inputs

Type	Name	Default	Description
ThermodynamicState	state		thermodynamic state record

Outputs

Type	Name	Description
MolarMass	MM	Mixture molar mass [kg/mol]

Modelica.Media.IdealGases.Common.SingleGasNasa.T_h

Compute temperature from specific enthalpy

Inputs

Type	Name	Default	Description
SpecificEnthalpy	h		Specific enthalpy [J/kg]

Outputs

Type	Name	Description
Temperature	T	Temperature [K]

Modelica.Media.IdealGases.Common.SingleGasNasa.T_ps

Compute temperature from pressure and specific entropy

Inputs

Type	Name	Default	Description
AbsolutePressure	p		Pressure [Pa]
SpecificEntropy	s		Specific entropy [J/(kg.K)]

Outputs

Type	Name	Description
Temperature	T	Temperature [K]

Modelica.Media.IdealGases.Common.MixtureGasNasa

Medium model of a mixture of ideal gases based on NASA source

Information

This model calculates the medium properties for single component ideal gases.

Sources for model and literature:


















Original Data: Computer program for calculation of complex chemical equilibrium compositions and applications. Part 1: Analysis Document ID: 19950013764 N (95N20180) File Series: NASA Technical Reports Report Number: NASA-RP-1311 E-8017 NAS 1.61:1311 Authors: Gordon, Sanford (NASA Lewis Research Center) McBride, Bonnie J. (NASA Lewis Research Center) Published: Oct 01, 1994.















Known limits of validity:










The data is valid for temperatures between 200 K and 6000 K. A few of the data sets for monatomic gases have a discontinuous 1st derivative at 1000 K, but this never caused problems so far.


This model has been copied from the ThermoFluid library. It has been developed by Hubertus Tummescheit.

Package Content

Name	Description
 ThermodynamicState	thermodynamic state variables
 FluidConstants	fluid constants
data	Data records of ideal gas substances
excludeEnthalpyOfFormation=true	If true, enthalpy of formation H_f is not included in specific enthalpy h
referenceChoice=Choices.ReferenceEnthalpy.ZeroAt0K	Choice of reference enthalpy
h_offset=0.0	User defined offset for reference enthalpy, if referenceChoice = UserDefined
MMX=data[:].MM	molar masses of components
 BaseProperties	Base properties (p , d , T , h , u , R , MM , X , and X_i of NASA mixture gas
 setState_pTX	Return thermodynamic state as function of p , T and composition X
 setState_phX	Return thermodynamic state as function of p , h and composition X
 setState_psX	Return thermodynamic state as function of p , s and composition X
 setState_dTX	Return thermodynamic state as function of d , T and composition X
 pressure	Return pressure of ideal gas
 temperature	Return temperature of ideal gas
 density	Return density of ideal gas
 specificEnthalpy	Return specific enthalpy
 specificInternalEnergy	Return specific internal energy
 specificEntropy	Return specific entropy
 specificGibbsEnergy	Return specific Gibbs energy
 specificHelmholtzEnergy	Return specific Helmholtz energy
 h_TX	Return specific enthalpy
 h_TX_der	Return specific enthalpy derivative

 gasConstant	Return gasConstant
 specificHeatCapacityCp	Return specific heat capacity at constant pressure
 specificHeatCapacityCv	Return specific heat capacity at constant volume from temperature and gas data
 MixEntropy	Return mixing entropy of ideal gases / R
 s_TX	Return temperature dependent part of the entropy, expects full entropy vector
 isentropicExponent	Return isentropic exponent
 velocityOfSound	Return velocity of sound
 isentropicEnthalpyApproximation	Approximate method of calculating h_is from upstream properties and downstream pressure
 isentropicEnthalpy	Return isentropic enthalpy
 gasMixtureViscosity	Return viscosities of gas mixtures at low pressures (Wilke method)
 dynamicViscosity	Return mixture dynamic viscosity
 mixtureViscosityChung	Return the viscosity of gas mixtures without access to component viscosities (Chung, et. al. rules)
 lowPressureThermalConductivity	Return thermal conductivities of low-pressure gas mixtures (Mason and Saxena Modification)
 thermalConductivity	Return thermal conductivity for low pressure gas mixtures
 isobaricExpansionCoefficient	Return isobaric expansion coefficient beta
 isothermalCompressibility	Return isothermal compressibility factor
 density_derp_T	Return density derivative by temperature at constant pressure
 density_derT_p	Return density derivative by temperature at constant pressure
 density_derX	Return density derivative by mass fraction
 molarMass	Return molar mass of mixture
 T_hX	Return temperature from specific enthalpy and mass fraction
 T_psX	Return temperature from pressure, specific entropy and mass fraction
Inherited	
fluidConstants	constant data for the fluid
 moleToMassFractions	Return mass fractions X from mole fractions
 massToMoleFractions	Return mole fractions from mass fractions X
mediumName="unusablePartialMedium"	Name of the medium
substanceNames={mediumName}	Names of the mixture substances. Set substanceNames={mediumName} if only one substance.
extraPropertiesNames=fill("", 0)	Names of the additional (extra) transported properties. Set extraPropertiesNames=fill("", 0) if unused
singleState	= true, if u and d are not a function of pressure
reducedX=true	= true if medium contains the equation sum(X) = 1.0; set reducedX=true if only one substance (see docu for details)

fixedX=false	= true if medium contains the equation $X = \text{reference_X}$
reference_p=101325	Reference pressure of Medium: default 1 atmosphere
reference_T=298.15	Reference temperature of Medium: default 25 deg Celsius
reference_X=fill(1/nX, nX)	Default mass fractions of medium
p_default=101325	Default value for pressure of medium (for initialization)
T_default=Modelica.SIunits.Conversions.from_degC(20)	Default value for temperature of medium (for initialization)
h_default=specificEnthalpy_pTX(p_default, T_default, X_default)	Default value for specific enthalpy of medium (for initialization)
X_default=reference_X	Default value for mass fractions of medium (for initialization)
nS=size(substanceNames, 1)	Number of substances
nX=nS	Number of mass fractions
nXi=if fixedX then 0 else if reducedX then nS - 1 else nS	Number of structurally independent mass fractions (see docu for details)
nC=size(extraPropertiesNames, 1)	Number of extra (outside of standard mass-balance) transported properties
 prandtlNumber	Return the Prandtl number
 heatCapacity_cp	alias for deprecated name
 heatCapacity_cv	alias for deprecated name
 beta	alias for isobaricExpansionCoefficient for user convenience
 kappa	alias of isothermalCompressibility for user convenience
 density_derp_h	Return density derivative wrt pressure at const specific enthalpy
 density_derh_p	Return density derivative wrt specific enthalpy at constant pressure
 specificEnthalpy_pTX	Return specific enthalpy from p, T, and X or Xi
 density_pTX	Return density from p, T, and X or Xi
 temperature_phX	Return temperature from p, h, and X or Xi
 density_phX	Return density from p, h, and X or Xi
 temperature_psX	Return temperature from p,s, and X or Xi
 density_psX	Return density from p, s, and X or Xi
 specificEnthalpy_psX	Return specific enthalpy from p, s, and X or Xi
AbsolutePressure	Type for absolute pressure with medium specific attributes
Density	Type for density with medium specific attributes
DynamicViscosity	Type for dynamic viscosity with medium specific attributes
EnthalpyFlowRate	Type for enthalpy flow rate with medium specific attributes
MassFlowRate	Type for mass flow rate with medium specific attributes
MassFraction	Type for mass fraction with medium specific attributes
MoleFraction	Type for mole fraction with medium specific attributes
MolarMass	Type for molar mass with medium specific attributes
MolarVolume	Type for molar volume with medium specific attributes
IsentropicExponent	Type for isentropic exponent with medium specific attributes
SpecificEnergy	Type for specific energy with medium specific attributes

SpecificInternalEnergy	Type for specific internal energy with medium specific attributes
SpecificEnthalpy	Type for specific enthalpy with medium specific attributes
SpecificEntropy	Type for specific entropy with medium specific attributes
SpecificHeatCapacity	Type for specific heat capacity with medium specific attributes
SurfaceTension	Type for surface tension with medium specific attributes
Temperature	Type for temperature with medium specific attributes
ThermalConductivity	Type for thermal conductivity with medium specific attributes
PrandtlNumber	Type for Prandtl number with medium specific attributes
VelocityOfSound	Type for velocity of sound with medium specific attributes
ExtraProperty	Type for unspecified, mass-specific property transported by flow
CumulativeExtraProperty	Type for conserved integral of unspecified, mass specific property
ExtraPropertyFlowRate	Type for flow rate of unspecified, mass-specific property
IsobaricExpansionCoefficient	Type for isobaric expansion coefficient with medium specific attributes
DipoleMoment	Type for dipole moment with medium specific attributes
DerDensityByPressure	Type for partial derivative of density with respect to pressure with medium specific attributes
DerDensityByEnthalpy	Type for partial derivative of density with respect to enthalpy with medium specific attributes
DerEnthalpyByPressure	Type for partial derivative of enthalpy with respect to pressure with medium specific attributes
DerDensityByTemperature	Type for partial derivative of density with respect to temperature with medium specific attributes
 Choices	Types, constants to define menu choices

Types and constants

```

constant Modelica.Media.IdealGases.Common.DataRecord[:] data
  "Data records of ideal gas substances";

constant Boolean excludeEnthalpyOfFormation=true
  "If true, enthalpy of formation Hf is not included in specific enthalpy h";

constant Choices.ReferenceEnthalpy referenceChoice=Choices.
  ReferenceEnthalpy.ZeroAt0K "Choice of reference enthalpy";

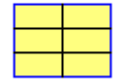
constant SpecificEnthalpy h_offset=0.0
  "User defined offset for reference enthalpy, if referenceChoice =
  UserDefined";

constant MolarMass[nX] MMX=data[:].MM "molar masses of components";

```

Modelica.Media.IdealGases.Common.MixtureGasNasa.ThermodynamicState

thermodynamic state variables

**Modelica.Media.IdealGases.Common.MixtureGasNasa.FluidConstants**

fluid constants

**Modelica.Media.IdealGases.Common.MixtureGasNasa.BaseProperties**

Base properties (p, d, T, h, u, R, MM, X, and Xi of NASA mixture gas)

**Parameters**

Type	Name	Default	Description
Advanced			
Boolean	preferredMediumStates	false	= true if StateSelect.prefer shall be used for the independent property variables of the medium

Modelica.Media.IdealGases.Common.MixtureGasNasa.setState_pTX

Return thermodynamic state as function of p, T and composition X

**Inputs**

Type	Name	Default	Description
AbsolutePressure	p		Pressure [Pa]
Temperature	T		Temperature [K]
MassFraction	X[:]	reference_X	Mass fractions [kg/kg]

Outputs

Type	Name	Description
ThermodynamicState	state	

Modelica.Media.IdealGases.Common.MixtureGasNasa.setState_phX

Return thermodynamic state as function of p, h and composition X

**Inputs**

Type	Name	Default	Description
AbsolutePressure	p		Pressure [Pa]
SpecificEnthalpy	h		Specific enthalpy [J/kg]
MassFraction	X[:]	reference_X	Mass fractions [kg/kg]

Outputs

Type	Name	Description
ThermodynamicState	state	

Modelica.Media.IdealGases.Common.MixtureGasNasa.setState_psX

Return thermodynamic state as function of p, s and composition X

**Inputs**

Type	Name	Default	Description
AbsolutePressure	p		Pressure [Pa]
SpecificEntropy	s		Specific entropy [J/(kg.K)]
MassFraction	X[:]	reference_X	Mass fractions [kg/kg]

Outputs

Type	Name	Description
ThermodynamicState	state	

Modelica.Media.IdealGases.Common.MixtureGasNasa.setState_dTX

Return thermodynamic state as function of d, T and composition X

**Inputs**

Type	Name	Default	Description
Density	d		density [kg/m3]
Temperature	T		Temperature [K]
MassFraction	X[:]	reference_X	Mass fractions [kg/kg]

Outputs

Type	Name	Description
ThermodynamicState	state	

Modelica.Media.IdealGases.Common.MixtureGasNasa.pressure

Return pressure of ideal gas

**Inputs**

Type	Name	Default	Description
ThermodynamicState	state		thermodynamic state record

Outputs

Type	Name	Description
AbsolutePressure	p	Pressure [Pa]

Modelica.Media.IdealGases.Common.MixtureGasNasa.temperature

Return temperature of ideal gas

**Inputs**

Type	Name	Default	Description
ThermodynamicState	state		thermodynamic state record

Outputs

Type	Name	Description
Temperature	T	Temperature [K]

Modelica.Media.IdealGases.Common.MixtureGasNasa.density

Return density of ideal gas

**Inputs**

Type	Name	Default	Description
ThermodynamicState	state		thermodynamic state record

Outputs

Type	Name	Description
Density	d	Density [kg/m3]

Modelica.Media.IdealGases.Common.MixtureGasNasa.specificEnthalpy

Return specific enthalpy

**Inputs**

Type	Name	Default	Description
ThermodynamicState	state		thermodynamic state record

Outputs

Type	Name	Description
SpecificEnthalpy	h	Specific enthalpy [J/kg]

Modelica.Media.IdealGases.Common.MixtureGasNasa.specificInternalEnergy

Return specific internal energy

**Inputs**

Type	Name	Default	Description
------	------	---------	-------------

ThermodynamicState	state		thermodynamic state record
--------------------	-------	--	----------------------------

Outputs

Type	Name	Description
SpecificEnergy	u	Specific internal energy [J/kg]

Modelica.Media.IdealGases.Common.MixtureGasNasa.specificEntropy****

Return specific entropy

**Inputs**

Type	Name	Default	Description
ThermodynamicState	state		thermodynamic state record

Outputs

Type	Name	Description
SpecificEntropy	s	Specific entropy [J/(kg.K)]

Modelica.Media.IdealGases.Common.MixtureGasNasa.specificGibbsEnergy****

Return specific Gibbs energy

**Inputs**

Type	Name	Default	Description
ThermodynamicState	state		thermodynamic state record

Outputs

Type	Name	Description
SpecificEnergy	g	Specific Gibbs energy [J/kg]

Modelica.Media.IdealGases.Common.MixtureGasNasa.specificHelmholtzEnergy****

Return specific Helmholtz energy

**Inputs**

Type	Name	Default	Description
ThermodynamicState	state		thermodynamic state record

Outputs

Type	Name	Description
SpecificEnergy	f	Specific Helmholtz energy [J/kg]

Modelica.Media.IdealGases.Common.MixtureGasNasa.h_TX

Return specific enthalpy



Inputs

Type	Name	Default	Description
Temperature	T		Temperature [K]
MassFraction	X[:]	reference_X	Independent Mass fractions of gas mixture [kg/kg]
Boolean	exclEnthForm	excludeEnthalpyOfFormation	If true, enthalpy of formation Hf is not included in specific enthalpy h
ReferenceEnthalpy	refChoice	referenceChoice	Choice of reference enthalpy
SpecificEnthalpy	h_off	h_offset	User defined offset for reference enthalpy, if referenceChoice = UserDefined [J/kg]

Outputs

Type	Name	Description
SpecificEnthalpy	h	Specific enthalpy at temperature T [J/kg]

Modelica.Media.IdealGases.Common.MixtureGasNasa.h_TX_der

Return specific enthalpy derivative



Inputs

Type	Name	Default	Description
Temperature	T		Temperature [K]
MassFraction	X[nX]		Independent Mass fractions of gas mixture [kg/kg]
Boolean	exclEnthForm	excludeEnthalpyOfFormation	If true, enthalpy of formation Hf is not included in specific enthalpy h
ReferenceEnthalpy	refChoice	referenceChoice	Choice of reference enthalpy
SpecificEnthalpy	h_off	h_offset	User defined offset for reference enthalpy, if referenceChoice = UserDefined [J/kg]
Real	dT		Temperature derivative
Real	dX[nX]		independent mass fraction derivative

Outputs

Type	Name	Description
Real	h_der	Specific enthalpy at temperature T

Modelica.Media.IdealGases.Common.MixtureGasNasa.gasConstant

Return gasConstant

**Inputs**

Type	Name	Default	Description
ThermodynamicState	state		thermodynamic state

Outputs

Type	Name	Description
SpecificHeatCapacity	R	mixture gas constant [J/(kg.K)]

Modelica.Media.IdealGases.Common.MixtureGasNasa.specificHeatCapacityCp

Return specific heat capacity at constant pressure

**Inputs**

Type	Name	Default	Description
ThermodynamicState	state		thermodynamic state record

Outputs

Type	Name	Description
SpecificHeatCapacity	cp	Specific heat capacity at constant pressure [J/(kg.K)]

Modelica.Media.IdealGases.Common.MixtureGasNasa.specificHeatCapacityCv

Return specific heat capacity at constant volume from temperature and gas data

**Inputs**

Type	Name	Default	Description
ThermodynamicState	state		thermodynamic state record

Outputs

Type	Name	Description
SpecificHeatCapacity	cv	Specific heat capacity at constant volume [J/(kg.K)]

Modelica.Media.IdealGases.Common.MixtureGasNasa.MixEntropy

Return mixing entropy of ideal gases / R

**Inputs**

Type	Name	Default	Description
------	------	---------	-------------

MoleFraction	x[:]		mole fraction of mixture [1]
------------------------------	------	--	------------------------------

Outputs

Type	Name	Description
Real	smix	mixing entropy contribution, divided by gas constant

Modelica.Media.IdealGases.Common.MixtureGasNasa.s_TX

Return temperature dependent part of the entropy, expects full entropy vector

Inputs

Type	Name	Default	Description
Temperature	T		temperature [K]
MassFraction	X[nX]		mass fraction [kg/kg]

Outputs

Type	Name	Description
SpecificEntropy	s	specific entropy [J/(kg.K)]

Modelica.Media.IdealGases.Common.MixtureGasNasa.isentropicExponent

Return isentropic exponent



Inputs

Type	Name	Default	Description
ThermodynamicState	state		thermodynamic state record

Outputs

Type	Name	Description
IsentropicExponent	gamma	Isentropic exponent [1]

Modelica.Media.IdealGases.Common.MixtureGasNasa.velocityOfSound

Return velocity of sound



Inputs

Type	Name	Default	Description
ThermodynamicState	state		properties at upstream location

Outputs

Type	Name	Description
VelocityOfSound	a	Velocity of sound [m/s]

Modelica.Media.IdealGases.Common.MixtureGasNasa.isentropicEnthalpyApproximation

Approximate method of calculating h_{is} from upstream properties and downstream pressure

**Inputs**

Type	Name	Default	Description
AbsolutePressure	p2		downstream pressure [Pa]
ThermodynamicState	state		thermodynamic state at upstream location

Outputs

Type	Name	Description
SpecificEnthalpy	h_is	isentropic enthalpy [J/kg]

Modelica.Media.IdealGases.Common.MixtureGasNasa.isentropicEnthalpy

Return isentropic enthalpy

**Inputs**

Type	Name	Default	Description
Boolean	exact	false	flag whether exact or approximate version should be used
AbsolutePressure	p_downstream		downstream pressure [Pa]
ThermodynamicState	refState		reference state for entropy

Outputs

Type	Name	Description
SpecificEnthalpy	h_is	Isentropic enthalpy [J/kg]

Modelica.Media.IdealGases.Common.MixtureGasNasa.gasMixtureViscosity

Return viscosities of gas mixtures at low pressures (Wilke method)

**Information**

Simplification of the kinetic theory (Chapman and Enskog theory) approach neglecting the second-order effects.

This equation has been extensively tested (Amdur and Mason, 1958; Bromley and Wilke, 1951; Cheung, 1958; Dahler, 1959; Gandhi and Saxena, 1964; Ranz and Brodowsky, 1962; Saxena and Gambhir, 1963a; Strunk, et al., 1964; Vanderslice, et al. 1962; Wright and Gray, 1962). In most cases, only nonpolar mixtures were compared, and very good results obtained. For some systems containing hydrogen as one component, less satisfactory agreement was noted. Wilke's method predicted mixture viscosities that were larger than experimental for the H₂-N₂ system, but for H₂-NH₃, it underestimated the viscosities. Gururaja, et al. (1967) found that this method also overpredicted in the H₂-O₂ case but was quite accurate for the H₂-CO₂ system.

Wilke's approximation has proved reliable even for polar-polar gas mixtures of aliphatic alcohols (Reid and Belenyessy, 1960). The principal reservation appears to lie in those cases where $M_i \gg M_j$ and $\eta_{ai} \gg \eta_{aj}$.

Inputs

Type	Name	Default	Description
MoleFraction	yi[:]		Mole fractions [mol/mol]
MolarMass	M[:]		Mole masses [kg/mol]
DynamicViscosity	eta[:]		Pure component viscosities [Pa.s]

Outputs

Type	Name	Description
DynamicViscosity	etam	Viscosity of the mixture [Pa.s]

Modelica.Media.IdealGases.Common.MixtureGasNasa.dynamicViscosity

Return mixture dynamic viscosity



Inputs

Type	Name	Default	Description
ThermodynamicState	state		thermodynamic state record

Outputs

Type	Name	Description
DynamicViscosity	eta	Dynamic viscosity [Pa.s]

Modelica.Media.IdealGases.Common.MixtureGasNasa.mixtureViscosityChung

Return the viscosity of gas mixtures without access to component viscosities (Chung, et. al. rules)



Information

Equation to estimate the viscosity of gas mixtures at low pressures.

It is a simplification of an extension of the rigorous kinetic theory of Chapman and Enskog to determine the viscosity of multicomponent mixtures, at low pressures and with a factor to correct for molecule shape and polarity.

The input argument Kappa is a special correction for highly polar substances such as alcohols and acids. Values of kappa for a few such materials:

Compound	Kappa	Compound	Kappa
Methanol	0.215	n-Pentanol	0.122
Ethanol	0.175	n-Hexanol	0.114
n-Propanol	0.143	n-Heptanol	0.109
i-Propanol	0.143	Acetic Acid	0.0916
n-Butanol	0.132	Water	0.076
i-Butanol	0.132		

Chung, et al. (1984) suggest that for other alcohols not shown in the table:

$$\kappa = 0.0682 + 4.704 \cdot [(\text{number of } -\text{OH groups})]/[\text{molecular weight}]$$

S.I. units relation for the debyes:

$$1 \text{ debye} = 3.162 \times 10^{-25} (\text{J} \cdot \text{m}^3)^{1/2}$$

References

- [1] THE PROPERTIES OF GASES AND LIQUIDS, Fifth Edition,
Bruce E. Poling, John M. Prausnitz, John P. O'Connell.
- [2] Chung, T.-H., M. Ajlan, L. L. Lee, and K. E. Starling: Ind. Eng. Chem. Res., 27: 671 (1988).
- [3] Chung, T.-H., L. L. Lee, and K. E. Starling; Ing. Eng. Chem. Fundam., 23: 3 (1984).

Inputs

Type	Name	Default	Description
Temperature	T		Temperature [K]
Temperature	Tc[:]		Critical temperatures [K]
MolarVolume	Vcrit[:]		Critical volumes (m ³ /mol) [m ³ /mol]
Real	w[:]		Acentric factors
Real	mu[:]		Dipole moments (debyes)
MolarMass	MolecularWeights[:]		Molecular weights (kg/mol) [kg/mol]
MoleFraction	y[:]		Molar Fractions [mol/mol]
Real	kappa[:]	zeros(nX)	Association Factors

Outputs

Type	Name	Description
DynamicViscosity	etaMixture	Mixture viscosity (Pa.s) [Pa.s]

Modelica.Media.IdealGases.Common.MixtureGasNasa.lowPressureThermalConductivity

Return thermal conductivities of low-pressure gas mixtures (Mason and Saxena Modification)



Information

This function applies the Masson and Saxena modification of the Wassiljewa Equation for the thermal conductivity for gas mixtures of n elements at low pressure.

For nonpolar gas mixtures errors will generally be less than 3 to 4%. For mixtures of nonpolar-polar and polar-polar gases, errors greater than 5 to 8% may be expected. For mixtures in which the sizes and polarities of the constituent molecules are not greatly different, the thermal conductivity can be estimated satisfactorily by a mole fraction average of the pure component conductivities.

Inputs

Type	Name	Default	Description
MoleFraction	y[:]		Mole fraction of the components in the gas mixture [mol/mol]
Temperature	T		Temperature [K]

Temperature	Tc[:]		Critical temperatures [K]
AbsolutePressure	Pc[:]		Critical pressures [Pa]
MolarMass	M[:]		Molecular weights [kg/mol]
ThermalConductivity	lambda[:]		Thermal conductivities of the pure gases [W/(m.K)]

Outputs

Type	Name	Description
ThermalConductivity	lambdam	Thermal conductivity of the gas mixture [W/(m.K)]

Modelica.Media.IdealGases.Common.MixtureGasNasa.thermalConductivity

Return thermal conductivity for low pressure gas mixtures

**Inputs**

Type	Name	Default	Description
Integer	method	1	method to compute single component thermal conductivity
ThermodynamicState	state		thermodynamic state record

Outputs

Type	Name	Description
ThermalConductivity	lambda	Thermal conductivity [W/(m.K)]

Modelica.Media.IdealGases.Common.MixtureGasNasa.isobaricExpansionCoefficient

Return isobaric expansion coefficient beta

**Inputs**

Type	Name	Default	Description
ThermodynamicState	state		thermodynamic state record

Outputs

Type	Name	Description
IsobaricExpansionCoefficient	beta	Isobaric expansion coefficient [1/K]

Modelica.Media.IdealGases.Common.MixtureGasNasa.isothermalCompressibility

Return isothermal compressibility factor

**Inputs**

Type	Name	Default	Description
ThermodynamicState	state		thermodynamic state record

Outputs

Type	Name	Description
IsothermalCompressibility	kappa	Isothermal compressibility [1/Pa]

Modelica.Media.IdealGases.Common.MixtureGasNasa.density_derp_T

Return density derivative by temperature at constant pressure

**Inputs**

Type	Name	Default	Description
ThermodynamicState	state		thermodynamic state record

Outputs

Type	Name	Description
DerDensityByPressure	ddpT	Density derivative wrt pressure [s2/m2]

Modelica.Media.IdealGases.Common.MixtureGasNasa.density_derT_p

Return density derivative by temperature at constant pressure

**Inputs**

Type	Name	Default	Description
ThermodynamicState	state		thermodynamic state record

Outputs

Type	Name	Description
DerDensityByTemperature	ddTp	Density derivative wrt temperature [kg/(m3.K)]

Modelica.Media.IdealGases.Common.MixtureGasNasa.density_derX

Return density derivative by mass fraction

**Inputs**

Type	Name	Default	Description
ThermodynamicState	state		thermodynamic state record

Outputs

Type	Name	Description
Density	dddX[nX]	Derivative of density wrt mass fraction [kg/m3]

Modelica.Media.IdealGases.Common.MixtureGasNasa.molarMass

Return molar mass of mixture



Inputs

Type	Name	Default	Description
ThermodynamicState	state		thermodynamic state record

Outputs

Type	Name	Description
MolarMass	MM	Mixture molar mass [kg/mol]

Modelica.Media.IdealGases.Common.MixtureGasNasa.T_hX

Return temperature from specific enthalpy and mass fraction

Inputs

Type	Name	Default	Description
SpecificEnthalpy	h		specific enthalpy [J/kg]
MassFraction	X[:]		mass fractions of composition [kg/kg]

Outputs

Type	Name	Description
Temperature	T	temperature [K]

Modelica.Media.IdealGases.Common.MixtureGasNasa.T_psX

Return temperature from pressure, specific entropy and mass fraction

Inputs

Type	Name	Default	Description
AbsolutePressure	p		pressure [Pa]
SpecificEntropy	s		specific entropy [J/(kg.K)]
MassFraction	X[:]		mass fractions of composition [kg/kg]

Outputs

Type	Name	Description
Temperature	T	temperature [K]

Modelica.Media.IdealGases.Common.FluidData

Critical data, dipole moments and related data

Information

This package contains FluidConstants data records for the following 37 gases (see also the description in [Modelica.Media.IdealGases](#)):

Argon Methane Methanol Carbon Monoxide Carbon

Dioxide				
Acetylene	Ethylene	Ethanol	Ethane	Propylene
Propane	1-Propanol	1-Butene	N-Butane	1-Pentene
N-Pentane	Benzene	1-Hexene	N-Hexane	1-Heptane
N-Heptane	Ethylbenzene	N-Octane	Chlorine	Fluorine
Hydrogen	Steam	Helium	Ammonia	Nitric Oxide
Nitrogen Dioxide	Nitrogen	Nitrous	Oxide	Neon Oxygen
Sulfur Dioxide	Sulfur Trioxide			

Package Content

Name	Description
N2	
O2	
CL2	
F2	
CO2	
CO	
H2	
H2O	
N2O	
NO	
NO2	
NH3	
SO2	
SO3	
Ar	
He	
Ne	
CH4	
C2H6	
C3H8	
C4H10_n_butane	
C5H12_n_pentane	
C6H14_n_hexane	
C7H16_n_heptane	
C2H4	
C3H6_propylene	
C4H8_1_butene	
C5H10_1_pentene	
C6H12_1_hexene	
C7H14_1_heptene	
C2H2_vinylidene	
C6H6	
C8H18_n_octane	
C8H10_ethylbenz	

CH3OH	
C2H5OH	
C3H7OH	
C4H9OH	

Types and constants

```
constant SingleGasNasa.FluidConstants N2(  
  chemicalFormula = "N2",  
  iupacName = "unknown",  
  structureFormula = "unknown",  
  casRegistryNumber = "7727-37-9",  
  meltingPoint = 63.15,  
  normalBoilingPoint = 77.35,  
  criticalTemperature = 126.20,  
  criticalPressure = 33.98e5,  
  criticalMolarVolume = 90.10e-6,  
  acentricFactor = 0.037,  
  dipoleMoment = 0.0,  
  molarMass = SingleGasesData.N2.MM,  
  hasDipoleMoment = true,  
  hasIdealGasHeatCapacity=true,  
  hasCriticalData = true,  
  hasAcentricFactor = true);  
  
constant SingleGasNasa.FluidConstants O2(  
  chemicalFormula = "O2",  
  iupacName = "unknown",  
  structureFormula = "unknown",  
  casRegistryNumber = "7782-44-7",  
  meltingPoint = 54.36,  
  normalBoilingPoint = 90.17,  
  criticalTemperature = 154.58,  
  criticalPressure = 50.43e5,  
  criticalMolarVolume = 73.37e-6,  
  acentricFactor = 0.022,  
  dipoleMoment = 0.0,  
  molarMass = SingleGasesData.O2.MM,  
  hasDipoleMoment = true,  
  hasIdealGasHeatCapacity=true,  
  hasCriticalData = true,  
  hasAcentricFactor = true);  
  
constant SingleGasNasa.FluidConstants CL2(  
  chemicalFormula = "CL2",  
  iupacName = "unknown",  
  structureFormula = "unknown",  
  casRegistryNumber = "7782-50-5",  
  meltingPoint = 172.19,  
  normalBoilingPoint = 239.12,  
  criticalTemperature = 417.00,  
  criticalPressure = 77.00e5,  
  criticalMolarVolume = 124.00e-6,  
  acentricFactor = 0.069,  
  dipoleMoment = 0.0,  
  molarMass = SingleGasesData.CL2.MM,  
  hasDipoleMoment = true,
```

```

    hasIdealGasHeatCapacity=true,
    hasCriticalData =      true,
    hasAcentricFactor =    true);

```

```

constant SingleGasNasa.FluidConstants F2(
    chemicalFormula =      "F2",
    iupacName =           "unknown",
    structureFormula =     "unknown",
    casRegistryNumber =    "7782-41-4",
    meltingPoint =        53.48,
    normalBoilingPoint =   84.95,
    criticalTemperature =   144.30,
    criticalPressure =     52.15e5,
    criticalMolarVolume =   66.20e-6,
    acentricFactor =       0.051,
    dipoleMoment =         0.0,
    molarMass =            SingleGasesData.F2.MM,
    hasDipoleMoment =      true,
    hasIdealGasHeatCapacity=true,
    hasCriticalData =      true,
    hasAcentricFactor =    true);

```

```

constant SingleGasNasa.FluidConstants CO2(
    chemicalFormula =      "CO2",
    iupacName =           "unknown",
    structureFormula =     "unknown",
    casRegistryNumber =    "124-38-9",
    meltingPoint =        216.58,
    normalBoilingPoint =   -1.0,
    criticalTemperature =   304.12,
    criticalPressure =     73.74e5,
    criticalMolarVolume =   94.07e-6,
    acentricFactor =       0.225,
    dipoleMoment =         0.0,
    molarMass =            SingleGasesData.CO2.MM,
    hasDipoleMoment =      true,
    hasIdealGasHeatCapacity=true,
    hasCriticalData =      true,
    hasAcentricFactor =    true);

```

```

constant SingleGasNasa.FluidConstants CO(
    chemicalFormula =      "CO",
    iupacName =           "unknown",
    structureFormula =     "unknown",
    casRegistryNumber =    "630-08-0",
    meltingPoint =        68.15,
    normalBoilingPoint =   81.66,
    criticalTemperature =   132.85,
    criticalPressure =     34.94e5,
    criticalMolarVolume =   93.10e-6,
    acentricFactor =       0.045,
    dipoleMoment =         0.1,
    molarMass =            SingleGasesData.CO.MM,
    hasDipoleMoment =      true,
    hasIdealGasHeatCapacity=true,
    hasCriticalData =      true,
    hasAcentricFactor =    true);

```

```
constant SingleGasNasa.FluidConstants H2(  
    chemicalFormula =      "H2",  
    iupacName =           "unknown",  
    structureFormula =     "unknown",  
    casRegistryNumber =    "800000-51-5",  
    meltingPoint =        13.56,  
    normalBoilingPoint =   20.38,  
    criticalTemperature =   33.25,  
    criticalPressure =     12.97e5,  
    criticalMolarVolume =   65.00e-6,  
    acentricFactor =       -0.216,  
    dipoleMoment =         0.0,  
    molarMass =            SingleGasesData.H2.MM,  
    hasDipoleMoment =      true,  
    hasIdealGasHeatCapacity=true,  
    hasCriticalData =      true,  
    hasAcentricFactor =    true);  
  
constant SingleGasNasa.FluidConstants H2O(  
    chemicalFormula =      "H2O",  
    iupacName =           "unknown",  
    structureFormula =     "unknown",  
    casRegistryNumber =    "7732-18-5",  
    meltingPoint =        273.15,  
    normalBoilingPoint =   373.15,  
    criticalTemperature =   647.14,  
    criticalPressure =     220.64e5,  
    criticalMolarVolume =   55.95e-6,  
    acentricFactor =       0.344,  
    dipoleMoment =         1.8,  
    molarMass =            SingleGasesData.H2O.MM,  
    hasDipoleMoment =      true,  
    hasIdealGasHeatCapacity=true,  
    hasCriticalData =      true,  
    hasAcentricFactor =    true);  
  
constant SingleGasNasa.FluidConstants N2O(  
    chemicalFormula =      "N2O",  
    iupacName =           "unknown",  
    structureFormula =     "unknown",  
    casRegistryNumber =    "10024-97-2",  
    meltingPoint =        182.33,  
    normalBoilingPoint =   184.67,  
    criticalTemperature =   309.60,  
    criticalPressure =     72.55e5,  
    criticalMolarVolume =   97.00e-6,  
    acentricFactor =       0.142,  
    dipoleMoment =         0.2,  
    molarMass =            SingleGasesData.N2O.MM,  
    hasDipoleMoment =      true,  
    hasIdealGasHeatCapacity=true,  
    hasCriticalData =      true,  
    hasAcentricFactor =    true);  
  
constant SingleGasNasa.FluidConstants NO(  
    chemicalFormula =      "NO",  
    iupacName =           "unknown",  
    structureFormula =     "unknown",
```

```

casRegistryNumber = "10102-43-9",
meltingPoint = 109.51,
normalBoilingPoint = 121.38,
criticalTemperature = 180.00,
criticalPressure = 64.80e5,
criticalMolarVolume = 58.00e-6,
acentricFactor = 0.582,
dipoleMoment = 0.2,
molarMass = SingleGasesData.NO.MM,
hasDipoleMoment = true,
hasIdealGasHeatCapacity=true,
hasCriticalData = true,
hasAcentricFactor = true);

```

```

constant SingleGasNasa.FluidConstants NO2(
  chemicalFormula = "NO2",
  iupacName = "unknown",
  structureFormula = "unknown",
  casRegistryNumber = "10102-44-0",
  meltingPoint = 261.95,
  normalBoilingPoint = 294.0,
  criticalTemperature = 431.35,
  criticalPressure = 101.33e5,
  criticalMolarVolume = 82.5e-6,
  acentricFactor = 0.849,
  dipoleMoment = 0.32,
  molarMass = SingleGasesData.NO2.MM,
  hasDipoleMoment = true,
  hasIdealGasHeatCapacity=true,
  hasCriticalData = true,
  hasAcentricFactor = true);

```

```

constant SingleGasNasa.FluidConstants NH3(
  chemicalFormula = "NH3",
  iupacName = "unknown",
  structureFormula = "unknown",
  casRegistryNumber = "7664-41-7",
  meltingPoint = 195.41,
  normalBoilingPoint = 239.82,
  criticalTemperature = 405.40,
  criticalPressure = 113.53e5,
  criticalMolarVolume = 72.47e-6,
  acentricFactor = 0.257,
  dipoleMoment = 1.5,
  molarMass = SingleGasesData.NH3.MM,
  hasDipoleMoment = true,
  hasIdealGasHeatCapacity=true,
  hasCriticalData = true,
  hasAcentricFactor = true);

```

```

constant SingleGasNasa.FluidConstants SO2(
  chemicalFormula = "SO2",
  iupacName = "unknown",
  structureFormula = "unknown",
  casRegistryNumber = "7446-09-5",
  meltingPoint = 197.67,
  normalBoilingPoint = 263.13,
  criticalTemperature = 430.80,

```

```
criticalPressure =      78.84e5,  
criticalMolarVolume =   122.00e-6,  
acentricFactor =       0.245,  
dipoleMoment =         1.6,  
molarMass =            SingleGasesData.SO2.MM,  
hasDipoleMoment =      true,  
hasIdealGasHeatCapacity=true,  
hasCriticalData =      true,  
hasAcentricFactor =    true);  
  
constant SingleGasNasa.FluidConstants SO3(  
  chemicalFormula =      "SO3",  
  iupacName =            "unknown",  
  structureFormula =     "unknown",  
  casRegistryNumber =    "7446-11-9",  
  meltingPoint =         289.95,  
  normalBoilingPoint =   317.90,  
  criticalTemperature =   490.90,  
  criticalPressure =      82.10e5,  
  criticalMolarVolume =   126.50e-6,  
  acentricFactor =       0.422,  
  dipoleMoment =         0.0,  
  molarMass =            SingleGasesData.SO3.MM,  
  hasDipoleMoment =      true,  
  hasIdealGasHeatCapacity=true,  
  hasCriticalData =      true,  
  hasAcentricFactor =    true);  
  
constant SingleGasNasa.FluidConstants Ar(  
  chemicalFormula =      "Ar",  
  iupacName =            "unknown",  
  structureFormula =     "unknown",  
  casRegistryNumber =    "7440-37-1",  
  meltingPoint =         83.80,  
  normalBoilingPoint =   87.27,  
  criticalTemperature =   150.86,  
  criticalPressure =      48.98e5,  
  criticalMolarVolume =   74.57e-6,  
  acentricFactor =       -0.002,  
  dipoleMoment =         0.0,  
  molarMass =            SingleGasesData.Ar.MM,  
  hasDipoleMoment =      true,  
  hasIdealGasHeatCapacity=true,  
  hasCriticalData =      true,  
  hasAcentricFactor =    true);  
  
constant SingleGasNasa.FluidConstants He(  
  chemicalFormula =      "He",  
  iupacName =            "unknown",  
  structureFormula =     "unknown",  
  casRegistryNumber =    "7440-59-7",  
  meltingPoint =         2.15,  
  normalBoilingPoint =   4.30,  
  criticalTemperature =   5.19,  
  criticalPressure =      2.27e5,  
  criticalMolarVolume =   57.30e-6,  
  acentricFactor =       -0.390,  
  dipoleMoment =         0.0,
```

```

        molarMass =                SingleGasesData.He.MM,
        hasDipoleMoment =          true,
        hasIdealGasHeatCapacity=true,
        hasCriticalData =          true,
        hasAcentricFactor =        true);

constant SingleGasNasa.FluidConstants Ne(
    chemicalFormula =              "Ne",
    iupacName =                    "unknown",
    structureFormula =              "unknown",
    casRegistryNumber =            "7440-01-9",
    meltingPoint =                  24.56,
    normalBoilingPoint =            27.07,
    criticalTemperature =            44.40,
    criticalPressure =              27.60e5,
    criticalMolarVolume =           41.70e-6,
    acentricFactor =                -0.016,
    dipoleMoment =                  0.0,
    molarMass =                    SingleGasesData.Ne.MM,
    hasDipoleMoment =              true,
    hasIdealGasHeatCapacity=true,
    hasCriticalData =              true,
    hasAcentricFactor =            true);

constant SingleGasNasa.FluidConstants CH4(
    chemicalFormula =              "CH4",
    iupacName =                    "unknown",
    structureFormula =              "unknown",
    casRegistryNumber =            "74-82-8",
    meltingPoint =                  90.69,
    normalBoilingPoint =            111.66,
    criticalTemperature =            190.56,
    criticalPressure =              45.99e5,
    criticalMolarVolume =           98.60e-6,
    acentricFactor =                0.011,
    dipoleMoment =                  0.0,
    molarMass =                    SingleGasesData.CH4.MM,
    hasDipoleMoment =              true,
    hasIdealGasHeatCapacity=true,
    hasCriticalData =              true,
    hasAcentricFactor =            true);

constant SingleGasNasa.FluidConstants C2H6(
    chemicalFormula =              "C2H6",
    iupacName =                    "unknown",
    structureFormula =              "unknown",
    casRegistryNumber =            "74-84-0",
    meltingPoint =                  90.35,
    normalBoilingPoint =            184.55,
    criticalTemperature =            305.32,
    criticalPressure =              48.72e5,
    criticalMolarVolume =           145.50e-6,
    acentricFactor =                0.099,
    dipoleMoment =                  0.0,
    molarMass =                    SingleGasesData.C2H6.MM,
    hasDipoleMoment =              true,
    hasIdealGasHeatCapacity=true,
    hasCriticalData =              true,

```



```
        hasAcentricFactor =      true);

constant SingleGasNasa.FluidConstants C3H8(
    chemicalFormula =      "C3H8",
    iupacName =            "unknown",
    structureFormula =      "unknown",
    casRegistryNumber =     "74-98-6",
    meltingPoint =          91.45,
    normalBoilingPoint =    231.02,
    criticalTemperature =    369.83,
    criticalPressure =       42.48e5,
    criticalMolarVolume =    200.00e-6,
    acentricFactor =         0.152,
    dipoleMoment =           0.0,
    molarMass =              SingleGasesData.C3H8.MM,
    hasDipoleMoment =        true,
    hasIdealGasHeatCapacity=true,
    hasCriticalData =        true,
    hasAcentricFactor =      true);

constant SingleGasNasa.FluidConstants C4H10_n_butane(
    chemicalFormula =      "C4H10",
    iupacName =            "unknown",
    structureFormula =      "unknown",
    casRegistryNumber =     "106-97-8",
    meltingPoint =          134.79,
    normalBoilingPoint =    272.66,
    criticalTemperature =    425.12,
    criticalPressure =       37.96e5,
    criticalMolarVolume =    255.00e-6,
    acentricFactor =         0.20,
    dipoleMoment =           0.0,
    molarMass =
SingleGasesData.C4H10_n_butane.MM,
    hasDipoleMoment =        true,
    hasIdealGasHeatCapacity=true,
    hasCriticalData =        true,
    hasAcentricFactor =      true);

constant SingleGasNasa.FluidConstants C5H12_n_pentane(
    chemicalFormula =      "C5H12",
    iupacName =            "unknown",
    structureFormula =      "unknown",
    casRegistryNumber =     "109-66-0",
    meltingPoint =          143.43,
    normalBoilingPoint =    309.22,
    criticalTemperature =    469.70,
    criticalPressure =       33.70e5,
    criticalMolarVolume =    311.00e-6,
    acentricFactor =         0.252,
    dipoleMoment =           0.0,
    molarMass =
SingleGasesData.C5H12_n_pentane.MM,
    hasDipoleMoment =        true,
    hasIdealGasHeatCapacity=true,
    hasCriticalData =        true,
    hasAcentricFactor =      true);
```

```

constant SingleGasNasa.FluidConstants C6H14_n_hexane(
    chemicalFormula = "C6H14",
    iupacName = "unknown",
    structureFormula = "unknown",
    casRegistryNumber = "110-54-3",
    meltingPoint = 177.84,
    normalBoilingPoint = 341.88,
    criticalTemperature = 507.60,
    criticalPressure = 30.25e5,
    criticalMolarVolume = 368.00e-6,
    acentricFactor = 0.300,
    dipoleMoment = 0.0,
    molarMass =
SingleGasesData.C6H14_n_hexane.MM,
    hasDipoleMoment = true,
    hasIdealGasHeatCapacity=true,
    hasCriticalData = true,
    hasAcentricFactor = true);

constant SingleGasNasa.FluidConstants C7H16_n_heptane(
    chemicalFormula = "C7H16",
    iupacName = "unknown",
    structureFormula = "unknown",
    casRegistryNumber = "142-82-5",
    meltingPoint = 182.59,
    normalBoilingPoint = 371.57,
    criticalTemperature = 540.20,
    criticalPressure = 27.40e5,
    criticalMolarVolume = 428.00e-6,
    acentricFactor = 0.350,
    dipoleMoment = 0.0,
    molarMass =
SingleGasesData.C7H16_n_heptane.MM,
    hasDipoleMoment = true,
    hasIdealGasHeatCapacity=true,
    hasCriticalData = true,
    hasAcentricFactor = true);

constant SingleGasNasa.FluidConstants C2H4(
    chemicalFormula = "C2H4",
    iupacName = "unknown",
    structureFormula = "unknown",
    casRegistryNumber = "74-85-1",
    meltingPoint = 103.99,
    normalBoilingPoint = 169.42,
    criticalTemperature = 282.34,
    criticalPressure = 50.41e5,
    criticalMolarVolume = 131.10e-6,
    acentricFactor = 0.087,
    dipoleMoment = 0.0,
    molarMass = SingleGasesData.C2H4.MM,
    hasDipoleMoment = true,
    hasIdealGasHeatCapacity=true,
    hasCriticalData = true,
    hasAcentricFactor = true);

constant SingleGasNasa.FluidConstants C3H6_propylene(
    chemicalFormula = "C3H6",

```

```
        iupacName = "unknown",
        structureFormula = "unknown",
        casRegistryNumber = "115-07-1",
        meltingPoint = 87.89,
        normalBoilingPoint = 225.46,
        criticalTemperature = 364.90,
        criticalPressure = 46.00e5,
        criticalMolarVolume = 184.60e-6,
        acentricFactor = 0.142,
        dipoleMoment = 0.4,
        molarMass =
SingleGasesData.C3H6_propylene.MM,
        hasDipoleMoment = true,
        hasIdealGasHeatCapacity=true,
        hasCriticalData = true,
        hasAcentricFactor = true);

constant SingleGasNasa.FluidConstants C4H8_1_butene(
        chemicalFormula = "C4H8",
        iupacName = "unknown",
        structureFormula = "unknown",
        casRegistryNumber = "106-98-9",
        meltingPoint = 87.79,
        normalBoilingPoint = 266.92,
        criticalTemperature = 419.50,
        criticalPressure = 40.20e5,
        criticalMolarVolume = 240.80e-6,
        acentricFactor = 0.194,
        dipoleMoment = 0.3,
        molarMass =
SingleGasesData.C4H8_1_butene.MM,
        hasDipoleMoment = true,
        hasIdealGasHeatCapacity=true,
        hasCriticalData = true,
        hasAcentricFactor = true);

constant SingleGasNasa.FluidConstants C5H10_1_pentene(
        chemicalFormula = "C5H10",
        iupacName = "unknown",
        structureFormula = "unknown",
        casRegistryNumber = "109-67-1",
        meltingPoint = 106.95,
        normalBoilingPoint = 303.11,
        criticalTemperature = 464.80,
        criticalPressure = 35.60e5,
        criticalMolarVolume = 298.40e-6,
        acentricFactor = 0.237,
        dipoleMoment = 0.4,
        molarMass =
SingleGasesData.C5H10_1_pentene.MM,
        hasDipoleMoment = true,
        hasIdealGasHeatCapacity=true,
        hasCriticalData = true,
        hasAcentricFactor = true);

constant SingleGasNasa.FluidConstants C6H12_1_hexene(
        chemicalFormula = "C6H12",
        iupacName = "unknown",
```

```

        structureFormula =      "unknown",
        casRegistryNumber =    "592-41-6",
        meltingPoint =        133.34,
        normalBoilingPoint =   336.63,
        criticalTemperature =   504.00,
        criticalPressure =      31.43e5,
        criticalMolarVolume =   355.10e-6,
        acentricFactor =        0.281,
        dipoleMoment =          0.4,
        molarMass =
SingleGasesData.C6H12_1_hexene.MM,
        hasDipoleMoment =      true,
        hasIdealGasHeatCapacity=true,
        hasCriticalData =      true,
        hasAcentricFactor =    true);

constant SingleGasNasa.FluidConstants C7H14_1_heptene(
        chemicalFormula =      "C7H14",
        iupacName =            "unknown",
        structureFormula =      "unknown",
        casRegistryNumber =    "592-76-7",
        meltingPoint =        153.45,
        normalBoilingPoint =   366.79,
        criticalTemperature =   537.30,
        criticalPressure =      29.20e5,
        criticalMolarVolume =   409.00e-6,
        acentricFactor =        0.343,
        dipoleMoment =          0.3,
        molarMass =
SingleGasesData.C7H14_1_heptene.MM,
        hasDipoleMoment =      true,
        hasIdealGasHeatCapacity=true,
        hasCriticalData =      true,
        hasAcentricFactor =    true);

constant SingleGasNasa.FluidConstants C2H2_vinylidene(
        chemicalFormula =      "C2H2",
        iupacName =            "unknown",
        structureFormula =      "unknown",
        casRegistryNumber =    "74-86-2",
        meltingPoint =        192.35,
        normalBoilingPoint =   188.40,
        criticalTemperature =   308.30,
        criticalPressure =      61.14e5,
        criticalMolarVolume =   112.20e-6,
        acentricFactor =        0.189,
        dipoleMoment =          0.0,
        molarMass =
SingleGasesData.C2H2_vinylidene.MM,
        hasDipoleMoment =      true,
        hasIdealGasHeatCapacity=true,
        hasCriticalData =      true,
        hasAcentricFactor =    true);

constant SingleGasNasa.FluidConstants C6H6(
        chemicalFormula =      "C6H6",
        iupacName =            "unknown",
        structureFormula =      "unknown",

```

```
        casRegistryNumber =      "71-43-2",
        meltingPoint =          278.68,
        normalBoilingPoint =    353.24,
        criticalTemperature =    562.05,
        criticalPressure =       48.95e5,
        criticalMolarVolume =    256.00e-6,
        acentricFactor =         0.210,
        dipoleMoment =           0.0,
        molarMass =              SingleGasesData.C6H6.MM,
        hasDipoleMoment =        true,
        hasIdealGasHeatCapacity=true,
        hasCriticalData =        true,
        hasAcentricFactor =      true);

constant SingleGasNasa.FluidConstants C8H18_n_octane(
    chemicalFormula =      "C8H18",
    iupacName =            "unknown",
    structureFormula =      "unknown",
    casRegistryNumber =     "111-65-9",
    meltingPoint =          216.39,
    normalBoilingPoint =    398.82,
    criticalTemperature =    568.70,
    criticalPressure =       24.90e5,
    criticalMolarVolume =    492.00e-6,
    acentricFactor =         0.399,
    dipoleMoment =           0.0,
    molarMass =
SingleGasesData.C8H18_n_octane.MM,
    hasDipoleMoment =        true,
    hasIdealGasHeatCapacity=true,
    hasCriticalData =        true,
    hasAcentricFactor =      true);

constant SingleGasNasa.FluidConstants C8H10_ethylbenz(
    chemicalFormula =      "C8H10",
    iupacName =            "unknown",
    structureFormula =      "unknown",
    casRegistryNumber =     "100-41-4",
    meltingPoint =          178.18,
    normalBoilingPoint =    409.36,
    criticalTemperature =    617.15,
    criticalPressure =       36.09e5,
    criticalMolarVolume =    374.00e-6,
    acentricFactor =         0.304,
    dipoleMoment =           0.4,
    molarMass =
SingleGasesData.C8H10_ethylbenz.MM,
    hasDipoleMoment =        true,
    hasIdealGasHeatCapacity=true,
    hasCriticalData =        true,
    hasAcentricFactor =      true);

constant SingleGasNasa.FluidConstants CH3OH(
    chemicalFormula =      "CH3OH",
    iupacName =            "unknown",
    structureFormula =      "unknown",
    casRegistryNumber =     "67-56-1",
    meltingPoint =          175.49,
```

```

normalBoilingPoint =      337.69,
criticalTemperature =      512.64,
criticalPressure =        80.97e5,
criticalMolarVolume =     118.00e-6,
acentricFactor =          0.565,
dipoleMoment =            1.7,
molarMass =               SingleGasesData.CH3OH.MM,
hasDipoleMoment =         true,
hasIdealGasHeatCapacity=true,
hasCriticalData =         true,
hasAcentricFactor =       true);

```

```

constant SingleGasNasa.FluidConstants C2H5OH(
  chemicalFormula =      "C2H5OH",
  iupacName =           "unknown",
  structureFormula =     "unknown",
  casRegistryNumber =    "64-17-5",
  meltingPoint =         159.05,
  normalBoilingPoint =   351.80,
  criticalTemperature =   513.92,
  criticalPressure =      61.48e5,
  criticalMolarVolume =   167.00e-6,
  acentricFactor =        0.649,
  dipoleMoment =          1.7,
  molarMass =             SingleGasesData.C2H5OH.MM,
  hasDipoleMoment =       true,
  hasIdealGasHeatCapacity=true,
  hasCriticalData =       true,
  hasAcentricFactor =     true);

```

```

constant SingleGasNasa.FluidConstants C3H7OH(
  chemicalFormula =      "C3H7OH",
  iupacName =           "unknown",
  structureFormula =     "unknown",
  casRegistryNumber =    "71-23-8",
  meltingPoint =         147.00,
  normalBoilingPoint =   370.93,
  criticalTemperature =   536.78,
  criticalPressure =      51.75e5,
  criticalMolarVolume =   219.00e-6,
  acentricFactor =        0.629,
  dipoleMoment =          1.7,
  molarMass =             60.1e-3,
  hasDipoleMoment =       true,
  hasIdealGasHeatCapacity=true,
  hasCriticalData =       true,
  hasAcentricFactor =     true);

```

```

constant SingleGasNasa.FluidConstants C4H9OH(
  chemicalFormula =      "C4H9OH",
  iupacName =           "unknown",
  structureFormula =     "unknown",
  casRegistryNumber =    "71-36-3",
  meltingPoint =         183.35,
  normalBoilingPoint =   390.88,
  criticalTemperature =   563.05,
  criticalPressure =      44.23e5,
  criticalMolarVolume =   275.00e-6,

```

```

acentricFactor =          0.589,
dipoleMoment =           1.8,
molarMass =             74.12e-3,
hasDipoleMoment =        true,
hasIdealGasHeatCapacity=true,
hasCriticalData =        true,
hasAcentricFactor =      true);

```

Modelica.Media.IdealGases.Common.SingleGasesData

Ideal gas data based on the NASA Glenn coefficients

Information

This package contains ideal gas models for the 1241 ideal gases from

McBride B.J., Zehe M.J., and Gordon S. (2002): **NASA Glenn Coefficients for Calculating Thermodynamic Properties of Individual Species**. NASA report TP-2002-211556

Ag	BaOH+	C2H4O_ethylen_o	DF	In2I4	Nb	ScO2
Ag+	Ba_OH_2	CH3CHO_ethanal	DOC1	In2I6	Nb+	Sc2O
Ag-	BaS	CH3COOH	DO2	In2O	Nb-	Sc2O2
Air	Ba2	OHCH2COOH	DO2-	K	NbCl5	Si
Al	Be	C2H5	D2	K+	NbO	Si+
Al+	Be+	C2H5Br	D2+	K-	NbOC13	Si-
Al-	Be++	C2H6	D2-	KAlF4	NbO2	SiBr
AlBr	BeBr	CH3N2CH3	D2O	KBO2	Ne	SiBr2
AlBr2	BeBr2	C2H5OH	D2O2	KBr	Ne+	SiBr3
AlBr3	BeCl	CH3OCH3	D2S	KCN	Ni	SiBr4
AlC	BeCl2	CH3O2CH3	e-	KCl	Ni+	SiC
AlC2	BeF	CCN	F	KF	Ni-	SiC2
AlCl	BeF2	CNC	F+	KH	NiCl	SiCl
AlCl+	BeH	OCCN	F-	KI	NiCl2	SiCl2
AlCl2	BeH+	C2N2	FCN	Kli	NiO	SiCl3
AlCl3	BeH2	C2O	FCO	KNO2	NiS	SiCl4
AlF	BeI	C3	FO	KNO3	O	SiF
AlF+	BeI2	C3H3_1_propynl	FO2_FOO	KNa	O+	SiFC1
AlFC1	BeN	C3H3_2_propynl	FO2_OF0	KO	O-	SiF2
AlFC12	BeO	C3H4_allene	F2	KOH	OD	SiF3
AlF2	BeOH	C3H4_propyne	F2O	K2	OD-	SiF4
AlF2-	BeOH+	C3H4_cyclo	F2O2	K2+	OH	SiH
AlF2Cl	Be_OH_2	C3H5_allyl	FS2F	K2Br2	OH+	SiH+
AlF3	BeS	C3H6_propylene	Fe	K2CO3	OH-	SiHBr3
AlF4-	Be2	C3H6_cyclo	Fe+	K2C2N2	O2	SiHCl
AlH	Be2Cl4	C3H6O_propylox	Fe_CO_5	K2Cl2	O2+	SiHCl3
AlHCl	Be2F4	C3H6O_acetone	FeCl	K2F2	O2-	SiHF
AlHCl2	Be2O	C3H6O_propanal	FeCl2	K2I2	O3	SiHF3
AlHF	Be2OF2	C3H7_n_propyl	FeCl3	K2O	P	SiHI3
AlHFC1	Be2O2	C3H7_i_propyl	FeO	K2O+	P+	SiH2
AlHF2	Be3O3	C3H8	Fe_OH_2	K2O2	P-	SiH2Br2
AlH2	Be4O4	C3H8O_1propanol	Fe2Cl4	K2O2H2	PC1	SiH2Cl2
AlH2Cl	Br	C3H8O_2propanol	Fe2Cl6	K2SO4	PC12	SiH2F2
AlH2F	Br+	CNCOCN	Ga	Kr	PC12-	SiH2I2
AlH3	Br-	C3O2	Ga+	Kr+	PC13	SiH3
AlI	BrCl	C4	GaBr	li	PC15	SiH3Br
AlI2	BrF	C4H2_butadiyne	GaBr2	li+	PF	SiH3Cl

AlI3	BrF3	C4H4_1_3-cyclo	GaBr3	li-	PF+	SiH3F
AlN	BrF5	C4H6_butadiene	GaCl	liAlF4	PF-	SiH3I
AlO	BrO	C4H6_1butyne	GaCl2	liBO2	PFC1	SiH4
AlO+	OBrO	C4H6_2butyne	GaCl3	liBr	PFC1-	SiI
AlO-	BrOO	C4H6_cyclo	GaF	liCl	PFC12	SiI2
AlOC1	BrO3	C4H8_1_butene	GaF2	liF	PFC14	SiN
AlOC12	Br2	C4H8_cis2_buten	GaF3	liH	PF2	SiO
AlOF	BrBrO	C4H8_isobutene	GaH	liI	PF2-	SiO2
AlOF2	BrOBr	C4H8_cyclo	GaI	liN	PF2C1	SiS
AlOF2-	C	C4H9_n_butyl	GaI2	liNO2	PF2C13	SiS2
AlOH	C+	C4H9_i_butyl	GaI3	liNO3	PF3	Si2
AlOHC1	C-	C4H9_s_butyl	GaO	liO	PF3C12	Si2C
AlOHC12	CBr	C4H9_t_butyl	GaOH	liOF	PF4C1	Si2F6
AlOHF	CBr2	C4H10_n_butane	Ga2Br2	liOH	PF5	Si2N
AlOHF2	CBr3	C4H10_isobutane	Ga2Br4	liON	PH	Si3
AlO2	CBr4	C4N2	Ga2Br6	li2	PH2	Sn
AlO2-	CC1	C5	Ga2Cl2	li2+	PH2-	Sn+
Al_OH_2	CC12	C5H6_1_3cyclo	Ga2Cl4	li2Br2	PH3	Sn-
Al_OH_2Cl	CC12Br2	C5H8_cyclo	Ga2Cl6	li2F2	PN	SnBr
Al_OH_2F	CC13	C5H10_1_pentene	Ga2F2	li2I2	PO	SnBr2
Al_OH_3	CC13Br	C5H10_cyclo	Ga2F4	li2O	PO-	SnBr3
AlS	CC14	C5H11_pentyl	Ga2F6	li2O+	POC13	SnBr4
AlS2	CF	C5H11_t_pentyl	Ga2I2	li2O2	POFC12	SnCl
Al2	CF+	C5H12_n_pentane	Ga2I4	li2O2H2	POF2C1	SnCl2
Al2Br6	CFBr3	C5H12_i_pentane	Ga2I6	li2SO4	POF3	SnCl3
Al2C2	CFC1	CH3C_CH3_2CH3	Ga2O	li3+	PO2	SnCl4
Al2Cl6	CFC1Br2	C6D5_phenyl	Ge	li3Br3	PO2-	SnF
Al2F6	CFC12	C6D6	Ge+	li3Cl3	PS	SnF2
Al2I6	CFC12Br	C6H2	Ge-	li3F3	P2	SnF3
Al2O	CFC13	C6H5_phenyl	GeBr	li3I3	P2O3	SnF4
Al2O+	CF2	C6H5O_phenoxy	GeBr2	Mg	P2O4	SnI
Al2O2	CF2+	C6H6	GeBr3	Mg+	P2O5	SnI2
Al2O2+	CF2Br2	C6H5OH_phenol	GeBr4	MgBr	P3	SnI3
Al2O3	CF2Cl	C6H10_cyclo	GeCl	MgBr2	P3O6	SnI4
Al2S	CF2ClBr	C6H12_1_hexene	GeCl2	MgCl	P4	SnO
Al2S2	CF2Cl2	C6H12_cyclo	GeCl3	MgCl+	P4O6	SnO2
Ar	CF3	C6H13_n_hexyl	GeCl4	MgCl2	P4O7	SnS
Ar+	CF3+	C6H14_n_hexane	GeF	MgF	P4O8	SnS2
B	CF3Br	C7H7_benzyl	GeF2	MgF+	P4O9	Sn2
B+	CF3Cl	C7H8	GeF3	MgF2	P4O10	Sr
B-	CF4	C7H8O_cresol_mx	GeF4	MgF2+	Pb	Sr+
BBr	CH+	C7H14_1_heptene	GeH4	MgH	Pb+	SrBr
BBr2	CHBr3	C7H15_n_heptyl	GeI	MgI	Pb-	SrBr2
BBr3	CHCl	C7H16_n_heptane	GeO	MgI2	PbBr	SrCl
BC	CHClBr2	C7H16_2_methylh	GeO2	MgN	PbBr2	SrCl+
BC2	CHCl2	C8H8_styrene	GeS	MgO	PbBr3	SrCl2
BC1	CHCl2Br	C8H10_ethylbenz	GeS2	MgOH	PbBr4	SrF
BC1+	CHCl3	C8H16_1_octene	Ge2	MgOH+	PbCl	SrF+
BC1OH	CHF	C8H17_n_octyl	H	Mg_OH_2	PbCl2	SrF2
BC1_OH_2	CHFCBr2	C8H18_n_octane	H+	MgS	PbCl3	SrH
BC12	CHFC1	C8H18_isooctane	H-	Mg2	PbCl4	SrI
BC12+	CHFC1Br	C9H19_n_nonyl	HALO	Mg2F4	PbF	SrI2
BC12OH	CHFC12	C10H8_naphthale	HALO2	Mn	PbF2	SrO
BF	CHF2	C10H21_n_decyl	HBO	Mn+	PbF3	SrOH
BFC1	CHF2Br	C12H9_o_bipheny	HBO+	Mo	PbF4	SrOH+
BFC12	CHF2Cl	C12H10_biphenyl	HBO2	Mo+	PbI	Sr_OH_2
BFOH	CHF3	Ca	HBS	Mo-	PbI2	SrS
BF_OH_2	CHI3	Ca+	HBS+	MoO	PbI3	Sr2
BF2	CH2	CaBr	HCN	MoO2	PbI4	Ta

BF2+	CH2Br2	CaBr2	HCO	MoO3	PbO	Ta+
BF2-	CH2Cl	CaCl	HCO+	MoO3-	PbO2	Ta-
BF2Cl	CH2ClBr	CaCl+	HCCN	Mo2O6	PbS	TaCl5
BF2OH	CH2Cl2	CaCl2	HCCO	Mo3O9	PbS2	TaO
BF3	CH2F	CaF	HCl	Mo4O12	Rb	TaO2
BF4-	CH2FBr	CaF+	HD	Mo5O15	Rb+	Ti
BH	CH2FC1	CaF2	HD+	N	Rb-	Ti+
BHCl	CH2F2	CaH	HDO	N+	RbBO2	Ti-
BHCl2	CH2I2	CaI	HDO2	N-	RbBr	TiCl
BHF	CH3	CaI2	HF	NCO	RbCl	TiCl2
BHFC1	CH3Br	CaO	HI	ND	RbF	TiCl3
BHF2	CH3Cl	CaO+	HNC	ND2	RbH	TiCl4
BH2	CH3F	CaOH	HNCO	ND3	RbI	TiO
BH2Cl	CH3I	CaOH+	HNO	NF	RbK	TiO+
BH2F	CH2OH	Ca_OH_2	HNO2	NF2	Rbli	TiOC1
BH3	CH2OH+	CaS	HNO3	NF3	RbNO2	TiOC12
BH3NH3	CH3O	Ca2	HOC1	NH	RbNO3	TiO2
BH4	CH4	Cd	HO2	NH+	RbNa	U
BI	CH3OH	Cd+	HO2	NHF	RbO	UF
BI2	CH3OOH	Cl	HO2-	NHF2	RbOH	UF+
BI3	CI	Cl+	HPO	NH2	Rb2Br2	UF-
BN	CI2	Cl-	HSO3F	NH2F	Rb2Cl2	UF2
BO	CI3	ClCN	H2	NH3	Rb2F2	UF2+
BO-	CI4	ClF	H2+	NH2OH	Rb2I2	UF2-
BOCl	CN	ClF3	H2-	NH4+	Rb2O	UF3
BOCl2	CN+	ClF5	HBOH	NO	Rb2O2	UF3+
BOF	CN-	ClO	HCOOH	NOC1	Rb2O2H2	UF3-
BOF2	CNN	ClO2	H2F2	NOF	Rb2SO4	UF4
BOH	CO	Cl2	H2O	NOF3	Rn	UF4+
BO2	CO+	Cl2O	H2O+	NO2	Rn+	UF4-
BO2-	COC1	Co	H2O2	NO2-	S	UF5
B_OH_2	COC12	Co+	H2S	NO2C1	S+	UF5+
BS	COFC1	Co-	H2SO4	NO2F	S-	UF5-
BS2	COF2	Cr	H2BOH	NO3	SC1	UF6
B2	COHC1	Cr+	HB_OH_2	NO3-	SC12	UF6-
B2C	COHF	Cr-	H3BO3	NO3F	SC12+	UO
B2Cl4	COS	CrN	H3B3O3	N2	SD	UO+
B2F4	CO2	CrO	H3B3O6	N2+	SF	UOF
B2H	CO2+	CrO2	H3F3	N2-	SF+	UOF2
B2H2	COOH	CrO3	H3O+	NCN	SF-	UOF3
B2H3	CP	CrO3-	H4F4	N2D2_cis	SF2	UOF4
B2H3_db	CS	Cs	H5F5	N2F2	SF2+	UO2
B2H4	CS2	Cs+	H6F6	N2F4	SF2-	UO2+
B2H4_db	C2	Cs-	H7F7	N2H2	SF3	UO2-
B2H5	C2+	CsBO2	He	NH2NO2	SF3+	UO2F
B2H5_db	C2-	CsBr	He+	N2H4	SF3-	UO2F2
B2H6	C2C1	CsCl	Hg	N2O	SF4	UO3
B2O	C2C12	CsF	Hg+	N2O+	SF4+	UO3-
B2O2	C2C13	CsH	HgBr2	N2O3	SF4-	V
B2O3	C2C14	CsI	I	N2O4	SF5	V+
B2_OH_4	C2C16	Csli	I+	N2O5	SF5+	V-
B2S	C2F	CsNO2	I-	N3	SF5-	VC14
B2S2	C2FC1	CsNO3	IF5	N3H	SF6	VN
B2S3	C2FC13	CsNa	IF7	Na	SF6-	VO
B3H7_C2v	C2F2	CsO	I2	Na+	SH	VO2
B3H7_Cs	C2F2C12	CsOH	In	Na-	SH-	V4O10
B3H9	C2F3	CsRb	In+	NaAlF4	SN	W
B3N3H6	C2F3C1	Cs2	InBr	NaBO2	SO	W+
B3O3C13	C2F4	Cs2Br2	InBr2	NaBr	SO-	W-

B3O3FC12	C2F6	Cs2CO3	InBr3	NaCN	SOF2	WC16
B3O3F2C1	C2H	Cs2C12	InCl	NaCl	SO2	WO
B3O3F3	C2HC1	Cs2F2	InCl2	NaF	SO2-	WOC14
B4H4	C2HC13	Cs2I2	InCl3	NaH	SO2C12	WO2
B4H10	C2HF	Cs2O	InF	NaI	SO2FC1	WO2C12
B4H12	C2HFC12	Cs2O+	InF2	NaIi	SO2F2	WO3
B5H9	C2HF2C1	Cs2O2	InF3	NaNO2	SO3	WO3-
Ba	C2HF3	Cs2O2H2	InH	NaNO3	S2	Xe
Ba+	C2H2_vinylidene	Cs2SO4	InI	NaO	S2-	Xe+
BaBr	C2H2C12	Cu	InI2	NaOH	S2C12	Zn
BaBr2	C2H2FC1	Cu+	InI3	NaOH+	S2F2	Zn+
BaCl	C2H2F2	Cu-	InO	Na2	S2O	Zr
BaCl+	CH2CO_ketene	CuCl	InOH	Na2Br2	S3	Zr+
BaCl2	O_CH_2O	CuF	In2Br2	Na2C12	S4	Zr-
BaF	HO_CO_2OH	CuF2	In2Br4	Na2F2	S5	ZrN
BaF+	C2H3_vinyl	CuO	In2Br6	Na2I2	S6	ZrO
BaF2	CH2Br-COOH	Cu2	In2C12	Na2O	S7	ZrO+
BaH	C2H3C1	Cu3C13	In2C14	Na2O+	S8	ZrO2
BaI	CH2C1-COOH	D	In2C16	Na2O2	Sc	
BaI2	C2H3F	D+	In2F2	Na2O2H2	Sc+	
BaO	CH3CN	D-	In2F4	Na2SO4	Sc-	
BaO+	CH3CO_acetyl	DBr	In2F6	Na3C13	ScO	
BaOH	C2H4	DC1	In2I2	Na3F3	ScO+	

Package Content

Name	Description
Ag	
Agplus	
Agminus	
Air	
AL	
ALplus	
ALminus	
ALBr	
ALBr2	
ALBr3	
ALC	
ALC2	
ALCL	
ALCLplus	
ALCL2	
ALCL3	
ALF	
ALFplus	
ALFCL	
ALFCL2	
ALF2	
ALF2minus	
ALF2CL	

ALF3	
ALF4minus	
ALH	
ALHCL	
ALHCL2	
ALHF	
ALHFCL	
ALHF2	
ALH2	
ALH2CL	
ALH2F	
ALH3	
ALI	
ALI2	
ALI3	
ALN	
ALO	
ALOpus	
ALOminus	
ALOCL	
ALOCL2	
ALOF	
ALOF2	
ALOF2minus	
ALOH	
ALOHCL	
ALOHCL2	
ALOHF	
ALOHF2	
ALO2	
ALO2minus	
AL_OH_2	
AL_OH_2CL	
AL_OH_2F	
AL_OH_3	
ALS	
ALS2	
AL2	
AL2Br6	
AL2C2	
AL2CL6	
AL2F6	
AL2I6	
AL2O	

AL2Oplus	
AL2O2	
AL2O2plus	
AL2O3	
AL2S	
AL2S2	
Ar	
Arplus	
B	
Bplus	
Bminus	
BBr	
BBr2	
BBr3	
BC	
BC2	
BCL	
BCLplus	
BCLOH	
BCL_OH_2	
BCL2	
BCL2plus	
BCL2OH	
BF	
BFCL	
BFCL2	
BFOH	
BF_OH_2	
BF2	
BF2plus	
BF2minus	
BF2CL	
BF2OH	
BF3	
BF4minus	
BH	
BHCL	
BHCL2	
BHF	
BHFCL	
BHF2	
BH2	
BH2CL	
BH2F	

BH3	
BH3NH3	
BH4	
BI	
BI2	
BI3	
BN	
BO	
BOminus	
BOCL	
BOCL2	
BOF	
BOF2	
BOH	
BO2	
BO2minus	
B_OH_2	
BS	
BS2	
B2	
B2C	
B2CL4	
B2F4	
B2H	
B2H2	
B2H3	
B2H3_db	
B2H4	
B2H4_db	
B2H5	
B2H5_db	
B2H6	
B2O	
B2O2	
B2O3	
B2_OH_4	
B2S	
B2S2	
B2S3	
B3H7_C2v	
B3H7_Cs	
B3H9	
B3N3H6	
B3O3CL3	

B3O3FCL2	
B3O3F2CL	
B3O3F3	
B4H4	
B4H10	
B4H12	
B5H9	
Ba	
Ba _{plus}	
BaBr	
BaBr ₂	
BaCL	
BaCL _{plus}	
BaCL ₂	
BaF	
BaF _{plus}	
BaF ₂	
BaH	
BaI	
BaI ₂	
BaO	
BaO _{plus}	
BaOH	
BaOH _{plus}	
Ba_OH_2	
BaS	
Ba ₂	
Be	
Be _{plus}	
Be _{plusplus}	
BeBr	
BeBr ₂	
BeCL	
BeCL ₂	
BeF	
BeF ₂	
BeH	
BeH _{plus}	
BeH ₂	
BeI	
BeI ₂	
BeN	
BeO	
BeOH	

BeOHplus	
Be_OH_2	
BeS	
Be2	
Be2CL4	
Be2F4	
Be2O	
Be2OF2	
Be2O2	
Be3O3	
Be4O4	
Br	
Brplus	
Brminus	
BrCL	
BrF	
BrF3	
BrF5	
BrO	
OBRO	
BrOO	
BrO3	
Br2	
BrBrO	
BrOBr	
C	
Cplus	
Cminus	
CBr	
CBr2	
CBr3	
CBr4	
CCL	
CCL2	
CCL2Br2	
CCL3	
CCL3Br	
CCL4	
CF	
CFplus	
CFBr3	
CFCL	
CFCLBr2	
CFCL2	

CFCL2Br	
CFCL3	
CF2	
CF2plus	
CF2Br2	
CF2CL	
CF2CLBr	
CF2CL2	
CF3	
CF3plus	
CF3Br	
CF3CL	
CF4	
CHplus	
CHBr3	
CHCL	
CHCLBr2	
CHCL2	
CHCL2Br	
CHCL3	
CHF	
CHFBr2	
CHFCL	
CHFCLBr	
CHFCL2	
CHF2	
CHF2Br	
CHF2CL	
CHF3	
CHI3	
CH2	
CH2Br2	
CH2CL	
CH2CLBr	
CH2CL2	
CH2F	
CH2FBr	
CH2FCL	
CH2F2	
CH2I2	
CH3	
CH3Br	
CH3CL	
CH3F	

CH3I	
CH2OH	
CH2OHplus	
CH3O	
CH4	
CH3OH	
CH3OOH	
Cl	
Cl2	
Cl3	
Cl4	
CN	
CNplus	
CNminus	
CNN	
CO	
COplus	
COCL	
COCL2	
COFCL	
COF2	
COHCL	
COHF	
COS	
CO2	
CO2plus	
COOH	
CP	
CS	
CS2	
C2	
C2plus	
C2minus	
C2CL	
C2CL2	
C2CL3	
C2CL4	
C2CL6	
C2F	
C2FCL	
C2FCL3	
C2F2	
C2F2CL2	
C2F3	

C2F3CL	
C2F4	
C2F6	
C2H	
C2HCL	
C2HCL3	
C2HF	
C2HFCL2	
C2HF2CL	
C2HF3	
C2H2_vinylidene	
C2H2CL2	
C2H2FCL	
C2H2F2	
CH2CO_ketene	
O_CH_2O	
HO_CO_2OH	
C2H3_vinyl	
CH2BrminusCOOH	
C2H3CL	
CH2CLminusCOOH	
C2H3F	
CH3CN	
CH3CO_acetyl	
C2H4	
C2H4O_ethylen_o	
CH3CHO_ethanal	
CH3COOH	
OHCH2COOH	
C2H5	
C2H5Br	
C2H6	
CH3N2CH3	
C2H5OH	
CH3OCH3	
CH3O2CH3	
CCN	
CNC	
OCCN	
C2N2	
C2O	
C3	
C3H3_1_propynl	
C3H3_2_propynl	

C3H4_allene	
C3H4_propyne	
C3H4_cyclo	
C3H5_allyl	
C3H6_propylene	
C3H6_cyclo	
C3H6O_propylox	
C3H6O_acetone	
C3H6O_propanal	
C3H7_n_propyl	
C3H7_i_propyl	
C3H8	
C3H8O_1propanol	
C3H8O_2propanol	
CNCOCN	
C3O2	
C4	
C4H2_butadiyne	
C4H4_1_3minuscyclo	
C4H6_butadiene	
C4H6_1butyne	
C4H6_2butyne	
C4H6_cyclo	
C4H8_1_butene	
C4H8_cis2_buten	
C4H8_isobutene	
C4H8_cyclo	
C4H9_n_butyl	
C4H9_i_butyl	
C4H9_s_butyl	
C4H9_t_butyl	
C4H10_n_butane	
C4H10_isobutane	
C4N2	
C5	
C5H6_1_3cyclo	
C5H8_cyclo	
C5H10_1_pentene	
C5H10_cyclo	
C5H11_pentyl	
C5H11_t_pentyl	
C5H12_n_pentane	
C5H12_i_pentane	
CH3C_CH3_2CH3	

C6D5_phenyl	
C6D6	
C6H2	
C6H5_phenyl	
C6H5O_phenoxy	
C6H6	
C6H5OH_phenol	
C6H10_cyclo	
C6H12_1_hexene	
C6H12_cyclo	
C6H13_n_hexyl	
C6H14_n_hexane	
C7H7_benzyl	
C7H8	
C7H8O_cresol_mx	
C7H14_1_heptene	
C7H15_n_heptyl	
C7H16_n_heptane	
C7H16_2_methylh	
C8H8_styrene	
C8H10_ethylbenz	
C8H16_1_octene	
C8H17_n_octyl	
C8H18_n_octane	
C8H18_isooctane	
C9H19_n_nonyl	
C10H8_naphthale	
C10H21_n_decyl	
C12H9_o_bipheny	
C12H10_biphenyl	
Ca	
Caplus	
CaBr	
CaBr2	
CaCL	
CaCLplus	
CaCL2	
CaF	
CaFplus	
CaF2	
CaH	
CaI	
CaI2	
CaO	

CaOplus	
CaOH	
CaOHplus	
Ca_OH_2	
CaS	
Ca2	
Cd	
Cdplus	
CL	
CLplus	
CLminus	
CLCN	
CLF	
CLF3	
CLF5	
CLO	
CLO2	
CL2	
CL2O	
Co	
Coplus	
Cominus	
Cr	
Crplus	
Crminus	
CrN	
CrO	
CrO2	
CrO3	
CrO3minus	
Cs	
Csplus	
Csminus	
CsBO2	
CsBr	
CsCL	
CsF	
CsH	
CsI	
CsLi	
CsNO2	
CsNO3	
CsNa	
CsO	

CsOH	
CsRb	
Cs2	
Cs2Br2	
Cs2CO3	
Cs2CL2	
Cs2F2	
Cs2I2	
Cs2O	
Cs2Oplus	
Cs2O2	
Cs2O2H2	
Cs2SO4	
Cu	
Cuplus	
Cuminus	
CuCL	
CuF	
CuF2	
CuO	
Cu2	
Cu3CL3	
D	
Dplus	
Dminus	
DBr	
DCL	
DF	
DOCL	
DO2	
DO2minus	
D2	
D2plus	
D2minus	
D2O	
D2O2	
D2S	
eminus	
F	
Fplus	
Fminus	
FCN	
FCO	
FO	

FO2_FOO	
FO2_OFO	
F2	
F2O	
F2O2	
FS2F	
Fe	
Feplus	
Fe_CO_5	
FeCL	
FeCL2	
FeCL3	
FeO	
Fe_OH_2	
Fe2CL4	
Fe2CL6	
Ga	
Gaplus	
GaBr	
GaBr2	
GaBr3	
GaCL	
GaCL2	
GaCL3	
GaF	
GaF2	
GaF3	
GaH	
GaI	
GaI2	
GaI3	
GaO	
GaOH	
Ga2Br2	
Ga2Br4	
Ga2Br6	
Ga2CL2	
Ga2CL4	
Ga2CL6	
Ga2F2	
Ga2F4	
Ga2F6	
Ga2I2	
Ga2I4	

Ga2I6	
Ga2O	
Ge	
Geplus	
Geminus	
GeBr	
GeBr2	
GeBr3	
GeBr4	
GeCL	
GeCL2	
GeCL3	
GeCL4	
GeF	
GeF2	
GeF3	
GeF4	
GeH4	
GeI	
GeO	
GeO2	
GeS	
GeS2	
Ge2	
H	
Hplus	
Hminus	
HALO	
HALO2	
HBO	
HBOplus	
HBO2	
HBS	
HBSplus	
HCN	
HCO	
HCOplus	
HCCN	
HCCO	
HCL	
HD	
HDplus	
HDO	
HDO2	

HF	
HI	
HNC	
HNCO	
HNO	
HNO2	
HNO3	
HOCL	
HOF	
HO2	
HO2minus	
HPO	
HSO3F	
H2	
H2plus	
H2minus	
HBOH	
HCOOH	
H2F2	
H2O	
H2Oplus	
H2O2	
H2S	
H2SO4	
H2BOH	
HB_OH_2	
H3BO3	
H3B3O3	
H3B3O6	
H3F3	
H3Oplus	
H4F4	
H5F5	
H6F6	
H7F7	
He	
Heplus	
Hg	
Hgplus	
HgBr2	
I	
Iplus	
Iminus	
IF5	

IF7	
I2	
In	
Inplus	
InBr	
InBr2	
InBr3	
InCL	
InCL2	
InCL3	
InF	
InF2	
InF3	
InH	
InI	
InI2	
InI3	
InO	
InOH	
In2Br2	
In2Br4	
In2Br6	
In2CL2	
In2CL4	
In2CL6	
In2F2	
In2F4	
In2F6	
In2I2	
In2I4	
In2I6	
In2O	
K	
Kplus	
Kminus	
KALF4	
KBO2	
KBr	
KCN	
KCL	
KF	
KH	
KI	
KLi	

KNO2	
KNO3	
KNa	
KO	
KOH	
K2	
K2plus	
K2Br2	
K2CO3	
K2C2N2	
K2CL2	
K2F2	
K2I2	
K2O	
K2Oplus	
K2O2	
K2O2H2	
K2SO4	
Kr	
Krplus	
Li	
Liplus	
Liminus	
LiALF4	
LiBO2	
LiBr	
LiCL	
LiF	
LiH	
LiI	
LiN	
LiNO2	
LiNO3	
LiO	
LiOF	
LiOH	
LiON	
Li2	
Li2plus	
Li2Br2	
Li2F2	
Li2I2	
Li2O	
Li2Oplus	

Li2O2	
Li2O2H2	
Li2SO4	
Li3plus	
Li3Br3	
Li3CL3	
Li3F3	
Li3I3	
Mg	
Mgplus	
MgBr	
MgBr2	
MgCL	
MgCLplus	
MgCL2	
MgF	
MgFplus	
MgF2	
MgF2plus	
MgH	
MgI	
MgI2	
MgN	
MgO	
MgOH	
MgOHplus	
Mg_OH_2	
MgS	
Mg2	
Mg2F4	
Mn	
Mnplus	
Mo	
Moplus	
Mominus	
MoO	
MoO2	
MoO3	
MoO3minus	
Mo2O6	
Mo3O9	
Mo4O12	
Mo5O15	
N	

Nplus	
Nminus	
NCO	
ND	
ND2	
ND3	
NF	
NF2	
NF3	
NH	
NHplus	
NHF	
NHF2	
NH2	
NH2F	
NH3	
NH2OH	
NH4plus	
NO	
NOCL	
NOF	
NOF3	
NO2	
NO2minus	
NO2CL	
NO2F	
NO3	
NO3minus	
NO3F	
N2	
N2plus	
N2minus	
NCN	
N2D2_cis	
N2F2	
N2F4	
N2H2	
NH2NO2	
N2H4	
N2O	
N2Oplus	
N2O3	
N2O4	
N2O5	

N3	
N3H	
Na	
Na _{plus}	
Na _{minus}	
NaALF4	
NaBO2	
NaBr	
NaCN	
NaCL	
NaF	
NaH	
NaI	
NaLi	
NaNO2	
NaNO3	
NaO	
NaOH	
NaOH _{plus}	
Na2	
Na2Br2	
Na2CL2	
Na2F2	
Na2I2	
Na2O	
Na2O _{plus}	
Na2O2	
Na2O2H2	
Na2SO4	
Na3CL3	
Na3F3	
Nb	
Nb _{plus}	
Nb _{minus}	
NbCL5	
NbO	
NbOCL3	
NbO2	
Ne	
Ne _{plus}	
Ni	
Ni _{plus}	
Ni _{minus}	
NiCL	

NiCL2	
NiO	
NiS	
O	
Oplus	
Ominus	
OD	
ODminus	
OH	
OHplus	
OHminus	
O2	
O2plus	
O2minus	
O3	
P	
Pplus	
Pminus	
PCL	
PCL2	
PCL2minus	
PCL3	
PCL5	
PF	
PFplus	
PFminus	
PFCL	
PFCLminus	
PFCL2	
PFCL4	
PF2	
PF2minus	
PF2CL	
PF2CL3	
PF3	
PF3CL2	
PF4CL	
PF5	
PH	
PH2	
PH2minus	
PH3	
PN	
PO	

POminus	
POCL3	
POFCL2	
POF2CL	
POF3	
PO2	
PO2minus	
PS	
P2	
P2O3	
P2O4	
P2O5	
P3	
P3O6	
P4	
P4O6	
P4O7	
P4O8	
P4O9	
P4O10	
Pb	
Pbplus	
Pbminus	
PbBr	
PbBr2	
PbBr3	
PbBr4	
PbCL	
PbCL2	
PbCL3	
PbCL4	
PbF	
PbF2	
PbF3	
PbF4	
PbI	
PbI2	
PbI3	
PbI4	
PbO	
PbO2	
PbS	
PbS2	
Rb	

Rbplus	
Rbminus	
RbBO2	
RbBr	
RbCL	
RbF	
RbH	
RbI	
RbK	
RbLi	
RbNO2	
RbNO3	
RbNa	
RbO	
RbOH	
Rb2Br2	
Rb2CL2	
Rb2F2	
Rb2I2	
Rb2O	
Rb2O2	
Rb2O2H2	
Rb2SO4	
Rn	
Rnplus	
S	
Splus	
Sminus	
SCL	
SCL2	
SCL2plus	
SD	
SF	
SFplus	
SFminus	
SF2	
SF2plus	
SF2minus	
SF3	
SF3plus	
SF3minus	
SF4	
SF4plus	
SF4minus	

SF5	
SF5plus	
SF5minus	
SF6	
SF6minus	
SH	
SHminus	
SN	
SO	
SOminus	
SOF2	
SO2	
SO2minus	
SO2CL2	
SO2FCL	
SO2F2	
SO3	
S2	
S2minus	
S2CL2	
S2F2	
S2O	
S3	
S4	
S5	
S6	
S7	
S8	
Sc	
Scplus	
Scminus	
ScO	
ScOplus	
ScO2	
Sc2O	
Sc2O2	
Si	
Siplus	
Siminus	
SiBr	
SiBr2	
SiBr3	
SiBr4	
SiC	

SiC2	
SiCL	
SiCL2	
SiCL3	
SiCL4	
SiF	
SiFCL	
SiF2	
SiF3	
SiF4	
SiH	
SiHplus	
SiHBr3	
SiHCL	
SiHCL3	
SiHF	
SiHF3	
SiHI3	
SiH2	
SiH2Br2	
SiH2CL2	
SiH2F2	
SiH2I2	
SiH3	
SiH3Br	
SiH3CL	
SiH3F	
SiH3I	
SiH4	
SiI	
SiI2	
SiN	
SiO	
SiO2	
SiS	
SiS2	
Si2	
Si2C	
Si2F6	
Si2N	
Si3	
Sn	
Snplus	
Snminus	

SnBr	
SnBr2	
SnBr3	
SnBr4	
SnCL	
SnCL2	
SnCL3	
SnCL4	
SnF	
SnF2	
SnF3	
SnF4	
SnI	
SnI2	
SnI3	
SnI4	
SnO	
SnO2	
SnS	
SnS2	
Sn2	
Sr	
Srplus	
SrBr	
SrBr2	
SrCL	
SrCLplus	
SrCL2	
SrF	
SrFplus	
SrF2	
SrH	
SrI	
SrI2	
SrO	
SrOH	
SrOHplus	
Sr_OH_2	
SrS	
Sr2	
Ta	
Taplus	
Taminus	
TaCL5	

TaO	
TaO2	
Ti	
Tiplus	
Timinus	
TiCL	
TiCL2	
TiCL3	
TiCL4	
TiO	
TiOplus	
TiOCL	
TiOCL2	
TiO2	
U	
UF	
UFplus	
UFminus	
UF2	
UF2plus	
UF2minus	
UF3	
UF3plus	
UF3minus	
UF4	
UF4plus	
UF4minus	
UF5	
UF5plus	
UF5minus	
UF6	
UF6minus	
UO	
UOplus	
UOF	
UOF2	
UOF3	
UOF4	
UO2	
UO2plus	
UO2minus	
UO2F	
UO2F2	
UO3	

UO3minus	
V	
Vplus	
Vminus	
VCL4	
VN	
VO	
VO2	
V4O10	
W	
Wplus	
Wminus	
WCL6	
WO	
WOCL4	
WO2	
WO2CL2	
WO3	
WO3minus	
Xe	
Xeplus	
Zn	
Znplus	
Zr	
Zrplus	
Zrminus	
ZrN	
ZrO	
ZrOplus	
ZrO2	

Types and constants

```

constant IdealGases.Common.DataRecord Ag (
  name="Ag",
  MM=0.1078682,
  Hf=2641186.188329832,
  H0=57453.70739476509,
  Tlimit=1000,
  a_low={0,0,2.5,0,0,0,0},
  b_low={33520.0237,6.56281935},
  a_high={-330992.637,982.0086420000001,1.381179917,0.0006170899989999999,-1.68
81146e-007,
        2.008826848e-011,-5.627285655e-016},
  b_high={27267.19171,14.56862733},
  R=77.07991789980736);

constant IdealGases.Common.DataRecord Agplus (
  name="Agplus",

```

```
MM=0.1078676514,  
Hf=9475442.514362559,  
H0=57454.94519963192,  
Tlimit=1000,  
alow={3691132.75,-43169.82999999999,202.8445385,-0.465841374,0.000558620051,  
-3.154880975e-007,6.5787020600000001e-011},  
blow={337157.447,-1142.924427},  
ahigh={-53274323.49999999,131071.0631,-109.8820208,0.0482600276,-1.093661557  
e-005,  
1.26383591e-009,-5.852542535e-014},  
bhigh={-743912.2509999999,844.6266189999999},  
R=77.08030991764042);
```

```
constant IdealGases.Common.DataRecord Agminus(  
  name="Agminus",  
  MM=0.1078687486,  
  Hf=1419120.273357839,  
  H0=57453.41519610434,  
  Tlimit=1000,  
  alow={0,0,2.5,0,0,0,0},  
  blow={17665.65919,5.8696798},  
  ahigh={0,0,2.5,0,0,0,0},  
  bhigh={17665.65919,5.8696798},  
  R=77.07952588596174);
```

```
constant IdealGases.Common.DataRecord Air(  
  name="Air",  
  MM=0.0289651159,  
  Hf=-4333.833858403446,  
  H0=298609.6803431054,  
  Tlimit=1000,  
  alow={10099.5016,-196.827561,5.00915511,-0.00576101373,1.06685993e-005,-7.94  
029797e-009,  
2.18523191e-012},  
  blow={-176.796731,-3.921504225},  
  ahigh={241521.443,-1257.8746,5.14455867,-0.000213854179,7.06522784e-008,-1.0  
7148349e-011,  
6.57780015e-016},  
  bhigh={6462.26319,-8.147411905},  
  R=287.0512249529787);
```

```
constant IdealGases.Common.DataRecord AL(  
  name="AL",  
  MM=0.026981538,  
  Hf=12230585.22460803,  
  H0=256422.4100197698,  
  Tlimit=1000,  
  alow={5006.60889,18.61304407,2.412531111,0.0001987604647,-2.432362152e-007,  
1.538281506e-010,-3.944375734e-014},  
  blow={38874.1268,6.086585765},  
  ahigh={-29208.20938,116.7751876,2.356906505,7.73723152e-005,-1.529455262e-00  
8,  
-9.97167026e-013,5.053278264e-016},  
  bhigh={38232.8865,6.600920155},  
  R=308.1541163442944);
```

```
constant IdealGases.Common.DataRecord ALplus(  

```

```

name="ALplus",
MM=0.0269809894,
Hf=33839201.16732265,
H0=229696.0985426279,
Tlimit=1000,
alow={0,0,2.5,0,0,0,0},
blow={109064.4788,3.79100578},
ahigh={-4181.18325,-9.94855727,2.548615878,-5.878760040000001e-005,
3.132291294e-008,-7.74889463e-012,7.27444769e-016},
bhigh={109101.1485,3.48866729},
R=308.1603819910326);

```

```

constant IdealGases.Common.DataRecord ALminus(
name="ALminus",
MM=0.0269820866,
Hf=10417656.61666804,
H0=250396.2388142361,
Tlimit=1000,
alow={29108.01723,-383.698375,4.6551428,-0.00604582184,8.57725964e-006,-5.47
626e-009,
1.322714061e-012},
blow={34906.1698,-5.9570977},
ahigh={633981.432,-2383.438463,5.46997113,-0.001299840355,2.88830547e-007,-3
.25324051e-011,
1.472436088e-015},
bhigh={47803.0654,-15.36906816},
R=308.1478509523426);

```

```

constant IdealGases.Common.DataRecord ALBr(
name="ALBr",
MM=0.106885538,
Hf=134022.0133429089,
H0=89545.4631102666,
Tlimit=1000,
alow={8176.158640000001,-251.6942718,5.40329633,-0.00174721292,
2.07730477e-006,-1.261267579e-009,3.16633597e-013},
blow={1635.024429,-2.323594886},
ahigh={-610339.5599999999,2010.066834,1.769617961,0.001929888914,-6.64104783
e-007,
1.172854627e-010,-7.17874276e-015},
bhigh={-12178.12867,22.04450764},
R=77.7885591968485);

```

```

constant IdealGases.Common.DataRecord ALBr2(
name="ALBr2",
MM=0.186789538,
Hf=-753051.4101919348,
H0=71727.1167510463,
Tlimit=1000,
alow={31993.7587,-711.917897,9.478258110000001,-0.00487553167,
5.51651299e-006,-3.34005304e-009,8.36847684e-013},
blow={-15405.91306,-17.42171366},
ahigh={-352378.29,467.154417,7.11190819,-0.00055517092,3.16630113e-007,-5.52
102833e-011,
3.17672595e-015},
bhigh={-22650.04078,-2.69561036},
R=44.51251440003026);

```



```
constant IdealGases.Common.DataRecord ALBr3 (
```

```
  name="ALBr3",
  MM=0.266693538,
  Hf=-1539132.395476339,
  H0=67280.73028901059,
  Tlimit=1000,
  alow={47189.4884,-1053.853163,13.50747168,-0.006639869929999999,
    7.26927683e-006,-4.27804949e-009,1.045573281e-012},
  blow={-46994.4033,-36.679367799999999},
  ahigh={-89355.2744,-26.78035134,10.02063997,-8.458764399999999e-006,
    1.904243317e-009,-2.215195785e-013,1.038219389e-017},
  bhigh={-52492.4764,-15.79666403},
  R=31.17612845947546);
```

```
constant IdealGases.Common.DataRecord ALC (
```

```
  name="ALC",
  MM=0.038992238,
  Hf=17497931.48574852,
  H0=232305.4398672885,
  Tlimit=1000,
  alow={41399.2188,-585.867789,5.96244572,-0.002006064322,1.665566136e-006,-7.
12164921e-010,
    1.271188744e-013},
  blow={83834.3611,-8.00216505},
  ahigh={1937001.487,-6749.1177899999999,13.47525643,-0.00585080265,
    1.926461091e-006,-2.585922351e-010,1.222659806e-014},
  bhigh={122536.3649,-61.52244872},
  R=213.2340287828567);
```

```
constant IdealGases.Common.DataRecord ALC2 (
```

```
  name="ALC2",
  MM=0.051002938,
  Hf=13246605.04851701,
  H0=240432.7374238716,
  Tlimit=1000,
  alow={15240.87465,-264.9987059,6.2804149,-0.0001786037647,3.79190774e-006,-3
.99945007e-009,
    1.299752388e-012},
  blow={80927.632799999999,-6.247291862},
  ahigh={146601.7895,-1362.764489,8.457759149999999,-0.000367890168,
    7.9031745e-008,-8.880023720000001e-012,4.05363395e-016},
  bhigh={87059.24230000001,-21.27956728},
  R=163.019471544953);
```

```
constant IdealGases.Common.DataRecord ALCL (
```

```
  name="ALCL",
  MM=0.062434538000000001,
  Hf=-816974.7808496637,
  H0=149326.1950620985,
  Tlimit=1000,
  alow={23808.81392,-445.715942,5.99285399,-0.002777300261,3.101582418e-006,-1
.815268376e-009,
    4.4146623399999999e-013},
  blow={-5202.73603,-7.383298016},
  ahigh={-899346.1220000001,2765.942061,1.003500696,0.002267806833,-7.2805416e
-007,
    1.182380673e-010,-6.66049813e-015},
  bhigh={-24961.64448,26.1692548},
```

```
R=133.1710342759323);
```

```
constant IdealGases.Common.DataRecord ALCLplus(
  name="ALCLplus",
  MM=0.0624339894,
  Hf=13804168.45507553,
  H0=146625.821735492,
  Tlimit=1000,
  alow={34699.5522,-547.990003,6.10601113,-0.002674711519,2.696426573e-006,-1.
463885068e-009,
    3.35872906e-013},
  blow={105171.951,-7.816586372},
  ahigh={-754724.0819999999,1251.545253,4.44242491,-0.0009786116429999999,
    6.347511329999999e-007,-1.158320344e-010,6.870022460000001e-015},
  bhigh={93183.32699999999,4.047521108},
  R=133.1722044338881);
```

```
constant IdealGases.Common.DataRecord ALCL2(
  name="ALCL2",
  MM=0.097887538000000001,
  Hf=-2460724.387613059,
  H0=131241.0063883719,
  Tlimit=1000,
  alow={53405.4595,-967.805798,10.06252671,-0.00553952845,5.82342056e-006,-3.3
0654245e-009,
    7.8315621e-013},
  blow={-26076.2711,-23.93364216},
  ahigh={430345.306,-1552.370585,8.760657419999999,-0.0009467450059999999,
    2.40184488e-007,-2.427836709e-011,8.390123470000001e-016},
  bhigh={-21458.84709,-18.03641668},
  R=84.93902461823076);
```

```
constant IdealGases.Common.DataRecord ALCL3(
  name="ALCL3",
  MM=0.133340538,
  Hf=-4384854.5368851,
  H0=122999.3762287055,
  Tlimit=1000,
  alow={77506.0097,-1440.779717,14.01744141,-0.00638163124,5.87167472e-006,-2.
908872278e-009,
    5.994050889999999e-013},
  blow={-65793.431800000001,-44.94017799},
  ahigh={-137863.0916,-55.7920729,10.04190387,-1.682165339e-005,
    3.72466466e-009,-4.27552678e-013,1.982341329e-017},
  bhigh={-73434.0747,-20.45130429},
  R=62.35517063835456);
```

```
constant IdealGases.Common.DataRecord ALF(
  name="ALF",
  MM=0.0459799412,
  Hf=-5742948.753488184,
  H0=193391.0041624847,
  Tlimit=1000,
  alow={30207.71686,-308.0986949,3.88641314,0.00356434369,-5.85847128e-006,
    4.38810992e-009,-1.256906273e-012},
  blow={-31175.72862,2.032567172},
  ahigh={-711122.905,1903.013316,2.191607179,0.001421471467,-4.17963477e-007,
```

```
6.1538044e-011,-2.945403999e-015},  
bhigh={-45407.2896,16.13163743},  
R=180.8282434254179);
```

```
constant IdealGases.Common.DataRecord ALFplus(  
  name="ALFplus",  
  MM=0.0459793926,  
  Hf=15055300.25205248,  
  H0=191666.0160491116,  
  Tlimit=1000,  
  alow={36430.3812,-252.4634478,3.105310486,0.00573327043,-8.839786990000001e-  
006,  
    6.34357959e-009,-1.645011685e-012},  
  blow={83702.37449999999,6.76401558},  
  ahigh={1505101.126,-2236.668821,3.098216724,0.00311541393,-1.168427068e-006,  
    1.773587168e-010,-9.665841379999999e-015},  
  bhigh={98850.8385,5.99189459},  
  R=180.8304009653229);
```

```
constant IdealGases.Common.DataRecord ALFCL(  
  name="ALFCL",  
  MM=0.0814329412,  
  Hf=-5359132.392481975,  
  H0=148996.1534141419,  
  Tlimit=1000,  
  alow={41047.7948,-576.964642,6.5626427,0.00410628584,-7.21392112e-006,  
    5.48640145e-009,-1.580656193e-012},  
  blow={-51148.287,-6.041227053},  
  ahigh={69706.36350000001,-622.4485910000001,7.57347541,-0.0002236155999,  
    2.382317949e-008,4.44378576e-012,-5.486977849999999e-016},  
  bhigh={-51009.43199999999,-10.91164505},  
  R=102.1020716859482);
```

```
constant IdealGases.Common.DataRecord ALFCL2(  
  name="ALFCL2",  
  MM=0.1168859412,  
  Hf=-6770663.741722942,  
  H0=134646.3042383407,  
  Tlimit=1000,  
  alow={69556.07340000001,-1188.857902,11.5667259,0.000457495949,-3.40737283e-  
006,  
    3.35682254e-009,-1.085329228e-012},  
  blow={-91620.4926,-32.06065081},  
  ahigh={-172036.0526,-119.3340759,10.08894431,-3.55099381e-005,  
    7.83095261e-009,-8.961734229999999e-013,4.14533026e-017},  
  bhigh={-98041.8547,-21.27046859},  
  R=71.13320827671959);
```

```
constant IdealGases.Common.DataRecord ALF2(  
  name="ALF2",  
  MM=0.0649783444,  
  Hf=-9722688.08683282,  
  H0=178535.3583123919,  
  Tlimit=1000,  
  alow={29949.51991,-219.4199915,3.41674876,0.01272953936,-1.883312206e-005,  
    1.330702256e-008,-3.68011863e-012},  
  blow={-76075.3765,8.759626916},
```

```

ahigh={-214689.6245,30.9684015,6.81639962,0.0001820129379,-7.79367744e-008,
1.472534201e-011,-8.803695299999999e-016},
bhigh={-78840.026800000001,-7.915370474},
R=127.9575845887511);

```

```

constant IdealGases.Common.DataRecord ALF2minus(
  name="ALF2minus",
  MM=0.064978893,
  Hf=-13130889.82602397,
  H0=174392.244570864,
  Tlimit=1000,
  alow={123336.9037,-1348.195504,8.61117805,0.0002245141297,-2.424673201e-006,
2.21413243e-009,-6.60271396e-013},
  blow={-97084.374600000001,-21.92617549},
  ahigh={-159007.6965,-206.0486516,7.15528938,-6.2601676900000001e-005,
1.391935746e-008,-1.603901265e-012,7.461508519999999e-017},
  bhigh={-104047.9429,-11.22696648},
  R=127.9565042759347);

```

```

constant IdealGases.Common.DataRecord ALF2CL(
  name="ALF2CL",
  MM=0.1004313444,
  Hf=-9948369.714345874,
  H0=147638.3402869194,
  Tlimit=1000,
  alow={56774.120899999999,-886.98294700000001,8.75274655,0.0081957912,-1.380480
934e-005,
1.032703706e-008,-2.948968416e-012},
  blow={-117793.6778,-18.5834736},
  ahigh={-211542.2988,-195.9188681,10.1457685,-5.81321935e-005,
1.281071982e-008,-1.465366277e-012,6.77600245e-017},
  bhigh={-122715.311,-23.59853398},
  R=82.78762023621782);

```

```

constant IdealGases.Common.DataRecord ALF3(
  name="ALF3",
  MM=0.0839767476,
  Hf=-14400140.18832994,
  H0=167233.459277244,
  Tlimit=1000,
  alow={44102.6352,-566.74957399999999,5.83307285,0.01603535069,-2.413263602e-0
05,
1.71410616e-008,-4.7475432e-012},
  blow={-144334.9991,-5.461613658},
  ahigh={-249397.216,-291.1202519,10.21662932,-8.64298597e-005,
1.905713108e-008,-2.181058411e-012,1.009055287e-016},
  bhigh={-147569.4276,-27.03983244},
  R=99.00921668940654);

```

```

constant IdealGases.Common.DataRecord ALF4minus(
  name="ALF4minus",
  MM=0.1029756994,
  Hf=-18952051.96343634,
  H0=163017.4409866645,
  Tlimit=1000,
  alow={231201.0037,-3235.37678,20.17865547,-0.0091081935,6.67955263e-006,-2.6
06075106e-009,

```

```
4.11006051e-013},  
blow={-221178.4563,-86.77268282},  
ahigh={-321741.161,-261.2097043,13.19792654,-8.01013541e-005,  
1.786204421e-008,-2.062751964e-012,9.61258177e-017},  
bhigh={-238157.7915,-42.31634321999999},  
R=80.74207845584199);
```

```
constant IdealGases.Common.DataRecord ALH(  
  name="ALH",  
  MM=0.027989478,  
  Hf=8905160.860806337,  
  H0=309691.5205063846,  
  Tlimit=1000,  
  alow={-37591.1403,508.900223,1.128086896,0.003988660910000001,-2.150790303e-  
007,  
-2.176790819e-009,1.020805902e-012},  
  blow={26444.31827,16.50021856},  
  ahigh={6802018.430000001,-21784.16933,30.32713047,-0.01503343597,  
4.49214236e-006,-6.17845037e-010,3.11520526e-014},  
  bhigh={165830.1221,-187.6766425},  
  R=297.0570583702919);
```

```
constant IdealGases.Common.DataRecord ALHCL(  
  name="ALHCL",  
  MM=0.063442478,  
  Hf=165850.4890051741,  
  H0=171597.5217739761,  
  Tlimit=1000,  
  alow={35871.6976,-591.624999,6.94454238,-0.002511543148,6.47133255e-006,-5.6  
4227714e-009,  
1.715950436e-012},  
  blow={2750.930479,-9.903745880000001},  
  ahigh={-168391.533,-886.230179,8.062379399999999,-0.0009200551470000001,  
3.94981722e-007,-6.40108676e-011,3.5783541e-015},  
  bhigh={3641.50485,-18.00686894},  
  R=131.0552844420737);
```

```
constant IdealGases.Common.DataRecord ALHCL2(  
  name="ALHCL2",  
  MM=0.098895478,  
  Hf=-3552022.520180347,  
  H0=138289.3968114498,  
  Tlimit=1000,  
  alow={118482.8615,-2054.157118,15.74696513,-0.01476257296,2.065336978e-005,  
-1.42019885e-008,3.82627986e-012},  
  blow={-34342.7746,-57.61184061},  
  ahigh={96080.63939999999,-1485.540161,11.03592709,-0.00039569552,  
8.46584373e-008,-9.48333652e-012,4.31903353e-016},  
  bhigh={-36692.1639,-32.36862171},  
  R=84.07332840840307);
```

```
constant IdealGases.Common.DataRecord ALHF(  
  name="ALHF",  
  MM=0.0469878812,  
  Hf=-3886416.653322091,  
  H0=224996.7593771817,  
  Tlimit=1000,
```

```

   alow={-9289.545099999999,133.5515868,2.77244868,0.00675141503,-4.13384614e-0
06,
        5.86570407e-010,2.276158011e-013},
    blow={-23846.85845,12.28752581},
    ahigh={734216.92500000001,-3462.16413,10.39714588,-0.001750737965,
        4.6156878600000001e-007,-5.39041474e-011,2.340478515e-015},
    bhigh={-2965.279722,-37.13172313},
    R=176.9492853829723);

constant IdealGases.Common.DataRecord ALHFCL (
    name="ALHFCL",
    MM=0.082440881200000001,
    Hf=-6735062.943504781,
    H0=152019.6754034696,
    Tlimit=1000,
    alow={129037.3237,-2142.099873,14.8543442,-0.0114032693,1.564521768e-005,-1.
067574855e-008,
        2.857255247e-012},
    blow={-58183.0307,-54.83424986},
    ahigh={40689.8713,-1502.129854,11.05214126,-0.000403158773,8.64525222e-008,
        -9.70065952e-012,4.4236295099999999e-016},
    bhigh={-61298.8811,-34.03564016},
    R=100.8537497292059);

constant IdealGases.Common.DataRecord ALHF2 (
    name="ALHF2",
    MM=0.0659862844,
    Hf=-11597852.32580848,
    H0=186401.9941695641,
    Tlimit=1000,
    alow={105018.1431,-1398.654202,9.1663348399999999,0.00386728687,-4.83084109e-
006,
        3.099287181e-009,-8.4407029900000001e-013},
    blow={-86590.488000000001,-25.57299683},
    ahigh={-4419.9473,-1612.826324,11.13336052,-0.000435181266,9.34439616e-008,
        -1.049431425e-011,4.78833398e-016},
    bhigh={-86069.161899999999,-36.76383785},
    R=126.0030334425073);

constant IdealGases.Common.DataRecord ALH2 (
    name="ALH2",
    MM=0.028997418,
    Hf=9544813.058873035,
    H0=347990.7762822194,
    Tlimit=1000,
    alow={14551.82996,-215.3768996,5.14437023,-0.00396522203,1.340900203e-005,-1
.216744854e-008,
        3.74310713e-012},
    blow={33110.3794,-3.608799711},
    ahigh={143291.0601,-2365.907684,9.0856671900000001,-0.001308536612,
        4.77719136e-007,-7.32472189e-011,3.99790094e-015},
    bhigh={44859.5185,-32.20814285},
    R=286.7314600217164);

constant IdealGases.Common.DataRecord ALH2CL (
    name="ALH2CL",
    MM=0.064450418,

```

```
Hf=-1650034.387674569,  
H0=174603.2275539315,  
Tlimit=1000,  
alow={93038.2898,-1328.188016,9.42476359,-0.00327766059,1.004231609e-005,-8.  
94812309e-009,  
2.708031665e-012},  
blow={-7647.43793,-26.82512215},  
ahigh={316692.993,-3094.037914,12.1587202,-0.0008248269589999999,  
1.765027123e-007,-1.977372723e-011,9.00617628e-016},  
bhigh={2411.845642,-47.18390855},  
R=129.0057110257997);
```

```
constant IdealGases.Common.DataRecord ALH2F(  
  name="ALH2F",  
  MM=0.0479958212,  
  Hf=-6597571.331897535,  
  H0=224286.2134839355,  
  Tlimit=1000,  
  alow={89060.392900000001,-975.080393,5.87077232,0.00689666369,-4.04581728e-00  
6,  
7.21931866e-010,7.3298467399999999e-014},  
  blow={-34253.026000000001,-9.387539141},  
  ahigh={271151.4962,-3169.62348,12.21401118,-0.000846560026,1.812341995e-007,  
-2.030947985e-011,9.2518258200000001e-016},  
  bhigh={-22592.17746,-49.41337333},  
  R=173.2332480645211);
```

```
constant IdealGases.Common.DataRecord ALH3(  
  name="ALH3",  
  MM=0.030005358,  
  Hf=4295768.77569666,  
  H0=346957.3667476322,  
  Tlimit=1000,  
  alow={14812.07909,-28.3649534,2.507597126,0.00731592051,2.331766687e-006,-6.  
38920989e-009,  
2.456885069e-012},  
  blow={14631.89428,8.3131877},  
  ahigh={588545.855,-4595.78566,13.20893344,-0.001226849004,2.626580824e-007,  
-2.943725869e-011,1.341177648e-015},  
  bhigh={39917.1695,-61.81829295},  
  R=277.0995766822712);
```

```
constant IdealGases.Common.DataRecord ALI(  
  name="ALI",  
  MM=0.153886008,  
  Hf=437954.1575995656,  
  H0=63365.84545100423,  
  Tlimit=1000,  
  alow={1870.854131,-154.3184003,5.07439188,-0.00112058483,1.386302156e-006,-8.  
.54078228e-010,  
2.180358492e-013},  
  blow={7517.44369,0.6688267621999999},  
  ahigh={475281.792,-1198.028588,5.43368536,-0.0001004479306,-1.005928846e-007  
,  
4.5681731900000001e-011,-3.9602013600000001e-015},  
  bhigh={14646.27816,-3.141199746},  
  R=54.03007140194319);
```

```

constant IdealGases.Common.DataRecord ALI2 (
  name="ALI2",
  MM=0.280790478,
  Hf=-120420.5863419628,
  H0=49585.17859711753,
  Tlimit=1000,
  a_low={14234.13595,-464.657569,8.72267491,-0.00356051929,4.18868229e-006,-2.6
16026962e-009,
    6.72019551e-013},
  b_low={-3846.13333,-10.73076578},
  a_high={-335599.902,474.334794,7.10650139,-0.0005529965340000001,
    3.161480314e-007,-5.51548916e-011,3.17415582e-015},
  b_high={-9785.48885,-0.5602275943999999},
  R=29.61094713475291);

constant IdealGases.Common.DataRecord ALI3 (
  name="ALI3",
  MM=0.407694948,
  Hf=-469298.0227952199,
  H0=46612.22095889204,
  Tlimit=1000,
  a_low={27060.32439,-755.993681,12.71396349,-0.00546688409,6.29761892e-006,-3.
86420961e-009,
    9.77413244e-013},
  b_low={-22209.66921,-28.47883861},
  a_high={-63574.2747,-15.7877228,10.01249733,-5.22867312e-006,1.19617352e-009,
    -1.40919449e-013,6.67127639e-018},
  b_high={-26114.55525,-12.47999813},
  R=20.39385584930034);

constant IdealGases.Common.DataRecord ALN (
  name="ALN",
  MM=0.040988238,
  Hf=10706217.98868251,
  H0=226043.1638949691,
  Tlimit=1000,
  a_low={27166.45079,-254.349111,3.53898772,0.00529625616,-9.845700609999999e-0
06,
    8.45220904e-009,-2.592304568e-012},
  b_low={53099.94910000001,5.39943522},
  a_high={3821214.22,-10677.76595,14.49174222,-0.00372722713,
    7.922770960000001e-007,-8.086892210000001e-011,2.893539736e-015},
  b_high={120523.634,-72.88585119000001},
  R=202.8501932676394);

constant IdealGases.Common.DataRecord ALO (
  name="ALO",
  MM=0.042980938,
  Hf=1566252.602490899,
  H0=204465.1980373253,
  Tlimit=1000,
  a_low={-7683.3911,295.7969549,0.480810844,0.01169224855,-1.595428871e-005,
    1.060766814e-008,-2.647888708e-012},
  b_low={5843.67217,21.60997839},
  a_high={15657.21161,3855.74101,-5.92607978,0.009050960419999999,-2.930661549e
-006,
    4.2385290700000001e-010,-2.280655341e-014},
  b_high={-13316.94655,68.30663436},

```



```
R=193.4455688240215);
```

```
constant IdealGases.Common.DataRecord ALOplus(  
  name="ALOplus",  
  MM=0.0429803894,  
  Hf=23103397.01110293,  
  H0=211485.1942220886,  
  Tlimit=1000,  
  alow={28291.78513,-417.90871,5.31329987,-0.001410883046,2.526524021e-006,-2.  
005474816e-009,  
    5.76255355e-013},  
  blow={120364.8109,-3.41056593},  
  ahigh={27108.46446,-699.8653420000001,5.78781584,-0.000687189546,  
    2.075047303e-007,-2.655281004e-011,1.28312966e-015},  
  bhigh={121868.2226,-7.05103588},  
  R=193.4480379556543);
```

```
constant IdealGases.Common.DataRecord ALOminus(  
  name="ALOminus",  
  MM=0.042981486599999999,  
  Hf=-6349752.034867962,  
  H0=203453.1304461675,  
  Tlimit=1000,  
  alow={20780.75267,2.859351226,1.90191237,0.00730104566,-9.13976987e-006,  
    5.65298319e-009,-1.396787103e-012},  
  blow={-33592.6773,12.96339858},  
  ahigh={-69719.4829,-232.0553036,4.67278433,-4.26644704e-005,  
    1.632506336e-008,-1.727134051e-012,8.136840640000001e-017},  
  bhigh={-33077.1893,-2.155922595},  
  R=193.4430997554189);
```

```
constant IdealGases.Common.DataRecord ALOCL(  
  name="ALOCL",  
  MM=0.078433938,  
  Hf=-3844822.505278264,  
  H0=151797.0065458144,  
  Tlimit=1000,  
  alow={-5144.6277900000001,-58.86297070000001,4.45231693,0.009288235090000001,  
    -1.246894823e-005,8.17807354e-009,-2.130739934e-012},  
  blow={-37596.8365,2.476862818},  
  ahigh={-125802.7706,-242.0565961,7.68113002,-7.268741699999999e-005,  
    1.611337534e-008,1.852889749e-012,8.60727822e-017},  
  bhigh={-37543.2605,-14.7581832},  
  R=106.0060505950881);
```

```
constant IdealGases.Common.DataRecord ALOCL2(  
  name="ALOCL2",  
  MM=0.113886938,  
  Hf=-3532526.873274967,  
  H0=138316.950799046,  
  Tlimit=1000,  
  alow={69026.3713,-1189.2975,11.61842739,0.0002818279805,-3.145010615e-006,  
    3.16838065e-009,-1.032375462e-012},  
  blow={-44833.2307,-31.65475132},  
  ahigh={-170771.3922,-118.0013804,10.08798517,-3.51385804e-005,  
    7.751187029999999e-009,-8.8724706e-013,4.10481544e-017},  
  bhigh={-51249.4414,-20.5925296},
```

```
R=73.00637058132162);
```

```
constant IdealGases.Common.DataRecord ALOF (
  name="ALOF",
  MM=0.0619793412,
  Hf=-9233554.147555217,
  H0=177526.9434454718,
  Tlimit=1000,
  aLOW={7030.57836,-115.457543,3.37882359,0.01283929158,-1.749748388e-005,
    1.162605473e-008,-3.064218613e-012},
  bLOW={-69593.817,5.994804586},
  aHIGH={-164102.0297,-327.777029,7.74451974,-9.78864944e-005,
    2.165743208e-008,-2.486541919e-012,1.153633944e-016},
  bHIGH={-69740.85090000001,-17.17253748},
  R=134.1490864378533);
```

```
constant IdealGases.Common.DataRecord ALOF2 (
  name="ALOF2",
  MM=0.08097774440000001,
  Hf=-9553856.763142934,
  H0=173570.9867463288,
  Tlimit=1000,
  aLOW={47560.8529,-612.431836,6.05022366,0.01559291479,-2.366136797e-005,
    1.688366194e-008,-4.690583099999999e-012},
  bLOW={-91718.2749,-4.956258224},
  aHIGH={-249668.1413,-283.7821503,10.21108125,-8.418303430000001e-005,
    1.855520828e-008,-2.122974022e-012,9.8193191e-017},
  bHIGH={-95218.0419,-25.22534812},
  R=102.6760137813866);
```

```
constant IdealGases.Common.DataRecord ALOF2minus (
  name="ALOF2minus",
  MM=0.08097829299999999,
  Hf=-12006793.21555963,
  H0=173836.4749180376,
  Tlimit=1000,
  aLOW={154060.5112,-1928.054597,12.55806423,-0.000490403537,-2.341783347e-006,
    2.4151386e-009,-7.47180925e-013},
  bLOW={-109143.0174,-42.6582175},
  aHIGH={-238988.1459,-288.0143725,10.2170024,-8.747061999999999e-005,
    1.944846334e-008,-2.241045051e-012,1.042591053e-016},
  bHIGH={-119057.6566,-26.00779629},
  R=102.6753181868134);
```

```
constant IdealGases.Common.DataRecord ALOH (
  name="ALOH",
  MM=0.043988878,
  Hf=-4382066.098617018,
  H0=235330.6442596694,
  Tlimit=1000,
  aLOW={58764.9318,-944.942269,7.82059918,0.000585888847,-4.08366681e-006,
    4.587229340000001e-009,-1.563936726e-012},
  bLOW={-19932.83011,-20.65043885},
  aHIGH={788206.811,-2263.671626,7.82395488,0.0001821171456,-8.26372932e-008,
    1.265414876e-011,-6.87597253e-016},
  bHIGH={-10398.08093,-22.09032458},
```

```
R=189.0130500714294);
```

```
constant IdealGases.Common.DataRecord ALOHCL(  
  name="ALOHCL",  
  MM=0.079441878000000001,  
  Hf=-4705147.327962211,  
  H0=175208.823739036,  
  Tlimit=1000,  
  alow={16363.60341,-191.5959416,4.71117047,0.01388068475,-1.999018454e-005,  
    1.43964735e-008,-4.03333045e-012},  
  blow={-45680.83719999999,4.644207506},  
  ahigh={796711.551,-2843.470502,10.9555997,-0.0001099328162,-1.344506283e-008  
,  
    4.41589377e-012,-2.973546112e-016},  
  bhigh={-29698.61461,-32.96113996},  
  R=104.661070575396);
```

```
constant IdealGases.Common.DataRecord ALOHCL2(  
  name="ALOHCL2",  
  MM=0.114894878,  
  Hf=-6311381.504752545,  
  H0=149265.1917868784,  
  Tlimit=1000,  
  alow={39719.2986,-775.155496,9.49405153,0.01074401359,-1.676464791e-005,  
    1.259706368e-008,-3.61317798e-012},  
  blow={-85847.9693,-19.93481642},  
  ahigh={738592.976,-2863.204228,13.97062327,-0.0001160311527,-1.208248796e-00  
8,  
    4.25832763e-012,-2.900049181e-016},  
  bhigh={-72930.48,-46.81834857},  
  R=72.36590651151568);
```

```
constant IdealGases.Common.DataRecord ALOHF(  
  name="ALOHF",  
  MM=0.0629872812,  
  Hf=-9116309.897179686,  
  H0=211393.1693244763,  
  Tlimit=1000,  
  alow={-1556.003336,288.6581999,0.7703793290000001,0.02450406329,-3.41781101e  
-005,  
    2.388932902e-008,-6.570480510000001e-012},  
  blow={-71772.22559999999,24.53071801},  
  ahigh={755711.3130000001,-2936.702803,11.02455104,-0.000137307803,-7.4328161  
59999999e-009,  
    3.72998122e-012,-2.657027781e-016},  
  bhigh={-53401.309,-35.27397302},  
  R=132.0023954296348);
```

```
constant IdealGases.Common.DataRecord ALOHF2(  
  name="ALOHF2",  
  MM=0.0819856844,  
  Hf=-13923293.06456335,  
  H0=188185.2681100507,  
  Tlimit=1000,  
  alow={17382.63538,-130.7687299,3.31238192,0.02784734099,-3.98236321e-005,  
    2.809344456e-008,-7.7645742e-012},  
  blow={-138413.3568,10.04739945},
```

```

    ahigh={653011.992,-3034.017232,14.09719788,-0.0001663681799,-1.011564183e-00
9,
        2.993805003e-012,-2.315956955e-016},
    bhigh={-122305.2213,-51.5121069},
    R=101.4137048540635);

```

```

constant IdealGases.Common.DataRecord ALO2 (
    name="ALO2",
    MM=0.058980338,
    Hf=-655436.5795597849,
    H0=226543.7848118131,
    Tlimit=1000,
    alow={43384.8045,-473.5292259999999,6.00171767,0.007094420880000001,-1.12910
7996e-005,
        8.252691679999999e-009,-2.327652976e-012},
    blow={-3826.1458,-4.83002248},
    ahigh={118721.6642,-833.56254,8.309301189999999,-0.000353866722,
        5.96706946e-008,4.0148977e-014,-3.51570252e-016},
    bhigh={-2033.107586,-17.15063884},
    R=140.9702331648218);

```

```

constant IdealGases.Common.DataRecord ALO2minus (
    name="ALO2minus",
    MM=0.0589808866,
    Hf=-7673201.423187831,
    H0=180476.720741597,
    Tlimit=1000,
    alow={117867.8641,-1507.186304,9.52474975,-0.000520798902,-1.586902345e-006,
        1.700455028e-009,-5.30141977e-013},
    blow={-48254.6927,-30.81215859},
    ahigh={-187241.0758,-233.8853263,7.67607002,-7.093570299999999e-005,
        1.576717569e-008,-1.816494162e-012,8.449707959999999e-017},
    bhigh={-55946.40560000001,-17.73751567},
    R=140.9689219558121);

```

```

constant IdealGases.Common.DataRecord AL_OH_2 (
    name="AL_OH_2",
    MM=0.060996218,
    Hf=-8322822.080542764,
    H0=229973.8485425441,
    Tlimit=1000,
    alow={4397.31691,132.7680339,1.093947024,0.03054059173,-4.37594335e-005,
        3.17461743e-008,-9.004259400000001e-012},
    blow={-63154.3739,21.01977655},
    ahigh={1669643.735,-5924.73828,15.49480264,-0.000538348808,
        5.413044529999999e-008,-1.196022328e-012,-1.082001733e-016},
    bhigh={-26975.25061,-66.17911543},
    R=136.3112709709314);

```

```

constant IdealGases.Common.DataRecord AL_OH_2CL (
    name="AL_OH_2CL",
    MM=0.096449218,
    Hf=-8906829.332716828,
    H0=178560.6701342047,
    Tlimit=1000,
    alow={24778.79709,-445.457721,5.9284702,0.02730162734,-4.04140537e-005,
        2.97421041e-008,-8.477150599999999e-012},

```

```
blow={-103377.803,-3.679940779},
ahigh={1603911.487,-5767.23224,18.17772266,-0.000369181615,1.137918702e-008,
4.0830794e-012,-3.64132343e-016},
bhigh={-71186.9985,-77.57541774000001},
R=86.20569634893255);
```

```
constant IdealGases.Common.DataRecord AL_OH_2F(
  name="AL_OH_2F",
  MM=0.07999462119999999,
  Hf=-13371257.86652266,
  H0=205914.4821602081,
  Tlimit=1000,
  alow={21328.12662,-193.2900224,3.069174664,0.0355501733,-5.18115833e-005,
3.75352028e-008,-1.059220701e-011},
  blow={-129579.7992,10.01897011},
  ahigh={1559238.236,-5841.27303,18.23229919,-0.000390780542,1.610928938e-008,
3.54478406e-012,-3.39345388e-016},
  bhigh={-96231.0089,-79.71351802},
  R=103.9378882639174);
```

```
constant IdealGases.Common.DataRecord AL_OH_3(
  name="AL_OH_3",
  MM=0.078003558,
  Hf=-12982325.01137961,
  H0=225563.6467249353,
  Tlimit=1000,
  alow={-14024.75452,369.607346,-0.297960065,0.0492985935,-6.98157228e-005,
5.0148017e-008,-1.412480165e-011},
  blow={-125526.076,27.11490074},
  ahigh={2477063.616,-8968.617249999999,22.80320998,-0.0008320292249999999,
8.66349443e-008,-2.420287082e-012,-1.331746442e-016},
  bhigh={-70152.7864,-112.1899198},
  R=106.5909326854039);
```

```
constant IdealGases.Common.DataRecord ALS(
  name="ALS",
  MM=0.059046538,
  Hf=3940654.556241722,
  H0=153914.3412607866,
  Tlimit=1000,
  alow={26117.42801,-347.067389,4.43620459,0.00334016821,-8.41019967e-006,
8.50818511e-009,-2.780868507e-012},
  blow={28637.79062,0.7522705491},
  ahigh={8909844.290000001,-25076.77454,28.93456134,-0.00983976682,
2.045319809e-006,-2.08797089e-010,8.152792520000001e-015},
  bhigh={188576.1615,-178.6036457},
  R=140.8121844501705);
```

```
constant IdealGases.Common.DataRecord ALS2(
  name="ALS2",
  MM=0.09111153799999999,
  Hf=2727813.452122826,
  H0=158363.90556814,
  Tlimit=1000,
  alow={42523.3541,-776.46033,9.80106896,-0.00391068009,3.87569597e-006,-2.082
025593e-009,
4.68293589e-013},
```

```

blow={31679.6154,-21.78097896},
ahigh={-68525.6354,-26.71667739,7.52019386,-8.148565100000001e-006,
1.811865152e-009,-2.086958125e-013,9.703246379999999e-018},
bhigh={27583.62737,-7.873490263},
R=91.25597243238283);

```

```

constant IdealGases.Common.DataRecord AL2 (
  name="AL2",
  MM=0.053963076,
  Hf=9289717.324490547,
  H0=187889.9935207548,
  Tlimit=1000,
  alow={-5281.50965,-17.27374523,4.60407701,-0.000261646777,6.30231997e-007,-3
.29093859e-010,
8.888365139999999e-014},
  blow={59007.0639,3.060188921},
  ahigh={-2320724.102,9218.70789,-9.44695187,0.00999992001,-3.154798085e-006,
4.36154481e-010,-2.24115724e-014},
  bhigh={2904.589544,99.60320745000001},
  R=154.0770581721472);

```

```

constant IdealGases.Common.DataRecord AL2Br6 (
  name="AL2Br6",
  MM=0.533387076,
  Hf=-1766864.728083513,
  H0=71650.00938267952,
  Tlimit=1000,
  alow={64833.197,-1947.687811,28.86989822,-0.01365825785,1.557883731e-005,-9.
486942000000001e-009,
2.385519396e-012},
  blow={-110152.6833,-102.5934782},
  ahigh={-173182.949,-43.42299780000001,22.0341421,-1.421187503e-005,
3.23863134e-009,-3.80387976e-013,1.796525455e-017},
  bhigh={-120233.8355,-62.0105495},
  R=15.58806422973773);

```

```

constant IdealGases.Common.DataRecord AL2C2 (
  name="AL2C2",
  MM=0.077984476,
  Hf=6988288.284452922,
  H0=207284.8575657545,
  Tlimit=1000,
  alow={11109.87147,-350.243423,8.598856,0.001832528671,1.035743392e-006,-2.09
164989e-009,
7.716068700000001e-013},
  blow={64927.6419,-16.45080239},
  ahigh={159765.1967,-1644.007203,11.64643675,-0.000437921543,9.36964011e-008,
-1.049615854e-011,4.78046893e-016},
  bhigh={72048.89810000001,-36.48164252},
  R=106.6170143914284);

```

```

constant IdealGases.Common.DataRecord AL2CL6 (
  name="AL2CL6",
  MM=0.266681076,
  Hf=-4863023.134044952,
  H0=128044.6686063318,
  Tlimit=1000,

```

```
alow={134093.5279,-3001.037953,31.43000879,-0.01700408496,1.786540089e-005,  
-1.015419943e-008,2.409630451e-012},  
blow={-147183.0046,-127.4445324},  
ahigh={-275297.5554,-92.48235969999999,22.07058224,-2.870537915e-005,  
6.42332569e-009,-7.4365852e-013,3.47206467e-017},  
bhigh={-162915.7014,-70.91602129},  
R=31.17758531917728);
```

```
constant IdealGases.Common.DataRecord AL2F6(  
  name="AL2F6",  
  MM=0.1679534952,  
  Hf=-15673929.42829332,  
  H0=155186.3447019232,  
  Tlimit=1000,  
  alow={191506.1289,-3168.24025,22.45374802,0.01271532036,-2.488697302e-005,  
1.955252096e-008,-5.71208489e-012},  
  blow={-304996.255,-93.96473100999999},  
  ahigh={-585298.2609999999,-545.0571990000001,22.4068632,-0.0001627323704,  
3.59522504e-008,-4.12120144e-012,1.909095384e-016},  
  bhigh={-321968.391,-85.89867941},  
  R=49.50460834470327);
```

```
constant IdealGases.Common.DataRecord AL2I6(  
  name="AL2I6",  
  MM=0.815389896,  
  Hf=-598176.4520172568,  
  H0=50185.76536297918,  
  Tlimit=1000,  
  alow={25875.71514,-1280.719742,26.7771582,-0.009913018470000002,  
1.168760413e-005,-7.30391853e-009,1.874532749e-012},  
  blow={-58911.0555,-83.30209321},  
  ahigh={-121011.2399,-24.67542774,22.0199265,-8.46202259e-006,  
1.957831901e-009,-2.326573151e-013,1.108910373e-017},  
  bhigh={-65485.2375,-55.28536481},  
  R=10.19692792465017);
```

```
constant IdealGases.Common.DataRecord AL2O(  
  name="AL2O",  
  MM=0.069962476,  
  Hf=-2124157.040982941,  
  H0=182619.5230711961,  
  Tlimit=1000,  
  alow={7776.5307,-129.4235361,4.91250952,0.008604223449999999,-1.217703648e-0  
05,  
8.31463487e-009,-2.237722201e-012},  
  blow={-18865.12879,-0.02806368311},  
  ahigh={-117107.4351,-178.3009166,7.63321536,-5.33593177e-005,  
1.180702791e-008,-1.355444579e-012,6.28732389e-017},  
  bhigh={-19475.80149,-14.15764167},  
  R=118.8418774658576);
```

```
constant IdealGases.Common.DataRecord AL2Oplus(  
  name="AL2Oplus",  
  MM=0.0699619274,  
  Hf=9276048.732756898,  
  H0=185545.8887772151,  
  Tlimit=1000,
```

```

   alow={68289.25719999999,-909.850417,8.89656301,-0.000777255438,-4.0346556199
99999e-007,
        6.97731505e-010,-2.417262484e-013},
    blow={80850.075500000001,-21.76216731},
    ahigh={-110222.5105,-121.4571732,7.59159595,-3.69453916e-005,
        8.21852032e-009,-9.473649719999999e-013,4.40862135e-017},
    bhigh={76149.435800000001,-12.82233856},
    R=118.842809353477);

```

```

constant IdealGases.Common.DataRecord AL2O2 (
    name="AL2O2",
    MM=0.085961876000000001,
    Hf=-4689236.737923215,
    H0=184298.1300221973,
    Tlimit=1000,
    alow={-19405.60042,250.8489836,3.62140379,0.01951385302,-2.560329071e-005,
        1.662721576e-008,-4.3123962e-012},
    blow={-51726.9728,9.923995945},
    ahigh={-194061.1656,-460.975243,10.84375637,-0.0001376042893,
        3.044733119e-008,-3.49619392e-012,1.622305079e-016},
    bhigh={-49630.5578,-29.4653809},
    R=96.72278441201074);

```

```

constant IdealGases.Common.DataRecord AL2O2plus (
    name="AL2O2plus",
    MM=0.0859613274,
    Hf=6484762.995877144,
    H0=174207.8147574069,
    Tlimit=1000,
    alow={82920.3499,-1757.427015,15.25328567,-0.008983131330000001,
        8.9539545e-006,-4.8405862e-009,1.096696856e-012},
    blow={73116.7714,-55.1709255},
    ahigh={-165200.5184,-60.2160697,10.04626917,-1.892194088e-005,
        4.2533012e-009,-4.942390419999999e-013,2.314507373e-017},
    bhigh={63862.19,-23.45753361},
    R=96.72340169097949);

```

```

constant IdealGases.Common.DataRecord AL2O3 (
    name="AL2O3",
    MM=0.101961276,
    Hf=-5363708.178779559,
    H0=192210.9134844487,
    Tlimit=1000,
    alow={-7443.37432,88.29004210000001,5.26466264,0.02507678848,-3.43454165e-00
5,
        2.30251698e-008,-6.12252928e-012},
    blow={-68726.859500000001,2.202324298},
    ahigh={-277778.4969,-491.746593,13.86703888,-0.000146938194,3.25040649e-008,
        -3.73086735e-012,1.730444284e-016},
    bhigh={-67907.5785,-43.75559873},
    R=81.54538983996238);

```

```

constant IdealGases.Common.DataRecord AL2S (
    name="AL2S",
    MM=0.086028076,
    Hf=2565198.959000316,
    H0=162783.2639195604,

```



```
Tlimit=1000,  
alow={40946.2437,-779.7172469999999,9.814423100000001,-0.00394033982,  
3.91246543e-006,-2.105891677e-009,4.74600108e-013},  
blow={28339.63305,-24.65067552},  
ahigh={-70434.3737,-26.76376869,7.52023382,-8.16612306e-006,1.81602604e-009,  
-2.091989298e-013,9.727537699999999e-018},  
bhigh={24227.18377,-10.66580982},  
R=96.64835466040181);
```

```
constant IdealGases.Common.DataRecord AL2S2(  
  name="AL2S2",  
  MM=0.118093076,  
  Hf=1145599.09507311,  
  H0=153264.8789671632,  
  Tlimit=1000,  
  alow={66145.8732,-1111.319537,12.57007304,-0.001456053256,-5.85162711e-007,  
1.390055053e-009,-5.4964682e-013},  
  blow={19144.56895,-36.00277092},  
  ahigh={-137780.6456,-77.050325,10.55723566,-2.277554487e-005,  
5.00768285e-009,-5.715862119999999e-013,2.63799924e-017},  
  bhigh={13133.36091,-22.56851594},  
  R=70.40609222508525);
```

```
constant IdealGases.Common.DataRecord Ar(  
  name="Ar",  
  MM=0.039948,  
  Hf=0,  
  H0=155137.3785921698,  
  Tlimit=1000,  
  alow={0,0,2.5,0,0,0,0},  
  blow={-745.375,4.37967491},  
  ahigh={20.10538475,-0.05992661069999999,2.500069401,-3.99214116e-008,  
1.20527214e-011,-1.819015576e-015,1.078576636e-019},  
  bhigh={-744.993961,4.37918011},  
  R=208.1323720837088);
```

```
constant IdealGases.Common.DataRecord Arplus(  
  name="Arplus",  
  MM=0.0399474514,  
  Hf=38219669.92868035,  
  H0=155353.7906050247,  
  Tlimit=1000,  
  alow={-57312.0917,793.079147,-1.717121217,0.01044184018,-1.180207501e-005,  
6.52813478e-009,-1.44755813e-012},  
  blow={179057.223,29.4915095},  
  ahigh={-383596.54,816.20197,2.301342628,-4.95298377e-006,1.205108477e-008,-2  
.185050286e-012,  
1.265493898e-016},  
  bhigh={177181.1455,7.94750748},  
  R=208.135230374171);
```

```
constant IdealGases.Common.DataRecord B(  
  name="B",  
  MM=0.010811,  
  Hf=53241953.5658126,  
  H0=584225.326056794,  
  Tlimit=1000,
```

```

alow={118.2394638,-0.0700991691,2.500236159,-4.5842137e-007,5.12318583e-010,
      -3.057217674e-013,7.533815325e-017},
blow={68483.59080000001,4.20950192},
ahigh={-107265.961,322.530716,2.126407232,0.0002106579339,-5.93712916e-008,
       7.37742799e-012,-2.282443381e-016},
bhigh={66434.130999999999,6.87706967},
R=769.0752011839794);

```

```

constant IdealGases.Common.DataRecord Bplus(
  name="Bplus",
  MM=0.0108104514,
  Hf=127868437.3901352,
  H0=573281.1490184396,
  Tlimit=1000,
  alow={0.07849791190000001,-0.000894748095,2.500004085,-9.577271229999999e-00
9,
      1.218136411e-011,-7.98675252e-015,2.113769829e-018},
  blow={165508.026,2.419053631},
  ahigh={-8911.54803,4.58779009,2.531500086,-4.9039491e-005,2.853326582e-008,
       -7.38217591e-012,7.12072156e-016},
  bhigh={165452.6303,2.23866978},
  R=769.1142295871198);

```

```

constant IdealGases.Common.DataRecord Bminus(
  name="Bminus",
  MM=0.0108115486,
  Hf=50189988.32415183,
  H0=580175.7206178586,
  Tlimit=1000,
  alow={22.01568105,-0.00474046888,2.500014238,-2.497056599e-008,
      2.556360708e-011,-1.41527478e-014,3.27177071e-018},
  blow={64517.9188,4.61636729},
  ahigh={21.18018248,0.0002070697496,2.499999729,1.456693631e-010,-3.88857176e
-014,
      5.09059863e-018,-2.601566168e-022},
  bhigh={64517.8914,4.61645583},
  R=769.0361767416002);

```

```

constant IdealGases.Common.DataRecord BBr(
  name="BBr",
  MM=0.090715,
  Hf=2656146.81144243,
  H0=99179.38598908672,
  Tlimit=1000,
  alow={37960.935,-497.609602,5.2670082,-3.74284019e-005,-1.13154437e-006,
      1.261945702e-009,-4.28881188e-013},
  blow={30381.25367,-4.35340733},
  ahigh={253685.8027,-640.59095,4.66682347,0.000417548639,-2.963714868e-007,
      7.51911954e-011,-4.83536832e-015},
  bhigh={31890.8434,-0.8255870910000001},
  R=91.65487515846331);

```

```

constant IdealGases.Common.DataRecord BBr2(
  name="BBr2",
  MM=0.170619,
  Hf=573374.6944947515,
  H0=71508.54828594705,

```

```
Tlimit=1000,  
alow={65165.5071,-902.959076,8.0638178000000001,0.00112984901,-4.19548239e-00  
6,  
    3.96565877e-009,-1.283029835e-012},  
blow={14704.66408,-13.36453164},  
ahigh={-419163.337,415.768847,7.14816983,-0.000568959075,3.19544177e-007,-5.  
55317699e-011,  
    3.19113676e-015},  
bhigh={6118.98205,-5.50275962},  
R=48.73121985241972);
```

```
constant IdealGases.Common.DataRecord BBr3(  
    name="BBr3",  
    MM=0.250523,  
    Hf=-819485.6360493847,  
    H0=62680.06131173585,  
    Tlimit=1000,  
    alow={39680.7369,-633.108716,8.054551569999999,0.009777571299999999,-1.61486  
6025e-005,  
    1.216119883e-008,-3.51653961e-012},  
    blow={-23667.23308,-11.0609939},  
    ahigh={-190104.6795,-150.3627687,10.10999896,-4.32309511e-005,  
    9.409696190000001e-009,-1.06521847e-012,4.883048770000001e-017},  
    bhigh={-27425.53062,-19.97496003},  
    R=33.18845774639455);
```

```
constant IdealGases.Common.DataRecord BC(  
    name="BC",  
    MM=0.0228217,  
    Hf=36726532.42308855,  
    H0=382754.3522174071,  
    Tlimit=1000,  
    alow={-39157.58,728.453806,-1.552743361,0.01552898673,-1.976857863e-005,  
    1.272066405e-008,-3.22998278e-012},  
    blow={96449.13680000001,32.48204466},  
    ahigh={-2346280.674,6450.7513,-2.619532384,0.0033391605,-4.50802214e-007,  
    1.351919576e-011,8.265104270000001e-016},  
    bhigh={57866.8507,50.37884876},  
    R=364.323078473558);
```

```
constant IdealGases.Common.DataRecord BC2(  
    name="BC2",  
    MM=0.0348324,  
    Hf=23003259.17823635,  
    H0=335544.6366027033,  
    Tlimit=1000,  
    alow={-29874.22175,364.312658,2.963469415,0.00656175015,-3.53976724e-006,  
    1.927356029e-010,3.118724866e-013},  
    blow={93048.3573,10.83424193},  
    ahigh={1525485.889,-5987.862380000001,14.08384855,-0.0037474998,  
    1.081927223e-006,-1.378744645e-010,6.473822e-015},  
    bhigh={131120.4013,-63.37215498},  
    R=238.6993718491979);
```

```
constant IdealGases.Common.DataRecord BCL(  
    name="BCL",  
    MM=0.046264,
```

```

Hf=3959308.25263704,
H0=191538.4964551271,
Tlimit=1000,
alow={22024.58989,-170.0511155,3.066075869,0.00559507018,-8.46087041e-006,
      6.08473341e-009,-1.702889433e-012},
blow={21974.02537,6.388978917},
ahigh={-74212.6254,263.8090127,3.60022765,0.001018866266,-4.666184119999999e
-007,
      9.849002029999999e-011,-6.46881817e-015},
bhigh={19127.2648,5.235317877},
R=179.7179664533979);

```

```

constant IdealGases.Common.DataRecord BCLplus(
  name="BCLplus",
  MM=0.0462634514,
  Hf=26679375.67667076,
  H0=191518.7417253525,
  Tlimit=1000,
  alow={65144.0542,-684.554101,5.52727682,-0.000445835745,-4.55772884e-007,
      6.37085816e-010,-2.13436612e-013},
  blow={150942.4507,-6.918246393},
  ahigh={-216942.3542,358.997516,4.03520837,0.000327445243,-8.63457845e-008,
      1.207061044e-011,-5.262253270000001e-016},
  bhigh={144547.7224,3.488222017},
  R=179.7200975800954);

```

```

constant IdealGases.Common.DataRecord BCLOH(
  name="BCLOH",
  MM=0.06327134,
  Hf=-3698441.996012729,
  H0=196479.4644779137,
  Tlimit=1000,
  alow={-28984.27288,689.404658,-2.288138069,0.0334942862,-4.72522598e-005,
      3.32698131e-008,-9.224238860000001e-012},
  blow={-32619.811,39.76886651},
  ahigh={702773.844,-2857.391274,10.9117584,-8.10770934e-005,-2.124440337e-008
,
      5.40991244e-012,-3.46415384e-016},
  bhigh={-13072.21888,-35.85168799},
  R=131.4097662543578);

```

```

constant IdealGases.Common.DataRecord BCL_OH_2(
  name="BCL_OH_2",
  MM=0.08027867999999999,
  Hf=-10032397.8670302,
  H0=168975.1625213569,
  Tlimit=1000,
  alow={80726.23009999999,-859.461982,2.705039614,0.0387879962,-5.72173435e-00
5,
      4.14585033e-008,-1.168536754e-011},
  blow={-93799.10739999999,7.134982695},
  ahigh={1423878.191,-5849.70407,17.92165219,-0.0002009909087,-3.39343578e-008
,
      9.838560759999999e-012,-6.47267882e-016},
  bhigh={-64742.6176,-81.00399519},
  R=103.5701135095894);

```

```
constant IdealGases.Common.DataRecord BCL2(  
  name="BCL2",  
  MM=0.081717,  
  Hf=-745028.4518521237,  
  H0=140896.2761726446,  
  Tlimit=1000,  
  alow={35988.7942,-360.28265,4.15768545,0.0115287745,-1.816567395e-005,  
    1.341714418e-008,-3.84082286e-012},  
  blow={-6765.107050000001,5.182311874},  
  ahigh={350140.313,-1662.20359,8.83953472,-0.000977254411,2.467356248e-007,-2  
.501151018e-011,  
    8.722954559999999e-016},  
  bhigh={568.2909440000001,-21.48348344},  
  R=101.7471517554487);  
  
constant IdealGases.Common.DataRecord BCL2plus(  
  name="BCL2plus",  
  MM=0.0817164514,  
  Hf=8227417.985994433,  
  H0=157236.4166562426,  
  Tlimit=1000,  
  alow={80659.5624,-1149.602601,10.16765297,-0.00358649491,2.837145924e-006,-1  
.225075731e-009,  
    2.224794198e-013},  
  blow={84786.1741,-29.37256994},  
  ahigh={302929.3331,-1305.533159,8.920390060000001,-0.000728991964,  
    1.727833266e-007,-1.523567337e-011,4.22691144e-016},  
  bhigh={86534.15770000001,-22.67466616},  
  R=101.747834830723);  
  
constant IdealGases.Common.DataRecord BCL2OH(  
  name="BCL2OH",  
  MM=0.09872433999999999,  
  Hf=-6127338.445615337,  
  H0=142333.3799952474,  
  Tlimit=1000,  
  alow={20997.5517,-247.0699169,2.578761742,0.03120362393,-4.54531405e-005,  
    3.24201177e-008,-9.039822660000001e-012},  
  blow={-73090.2862,12.73658611},  
  ahigh={587811.379,-2982.969317,14.00662004,-0.0001194189832,-1.269775742e-00  
8,  
    4.42289219e-012,-3.004089365e-016},  
  bhigh={-58241.6807,-51.50858228},  
  R=84.2190689752902);  
  
constant IdealGases.Common.DataRecord BF(  
  name="BF",  
  MM=0.0298094032,  
  Hf=-3587186.341254897,  
  H0=291675.4133474233,  
  Tlimit=1000,  
  alow={-52389.5473,811.8476640000001,-1.141614903,0.01161249417,-1.175212617e  
-005,  
    6.01923278e-009,-1.238293129e-012},  
  blow={-17745.41998,30.05086287},  
  ahigh={-374638.978,560.449391,3.60918611,0.000618721693,-1.77893877e-007,  
    2.426601527e-011,-9.394651579999999e-016},  
  bhigh={-18191.79292,3.71660929},
```

```
R=278.9211157370638);
```

```
constant IdealGases.Common.DataRecord BFCL(  
  name="BFCL",  
  MM=0.0652624032,  
  Hf=-4277869.865509336,  
  H0=169056.6001100003,  
  Tlimit=1000,  
  alow={-23635.12735,438.316898,0.391809572,0.01719990692,-2.139592424e-005,  
    1.337389186e-008,-3.37116469e-012},  
  blow={-36871.6659,26.68102752},  
  ahigh={-108630.9561,-523.343848,7.29750474,-3.054410701e-005,-3.154598306e-0  
08,  
    1.052290533e-011,-7.6154322600000001e-016},  
  bhigh={-33058.9121,-11.86586595},  
  R=127.4006409865091);
```

```
constant IdealGases.Common.DataRecord BFCL2(  
  name="BFCL2",  
  MM=0.1007154032,  
  Hf=-6384326.325171282,  
  H0=131369.3097542005,  
  Tlimit=1000,  
  alow={4402.55124,-157.1398929,4.01632231,0.01743396078,-2.25278906e-005,  
    1.433673443e-008,-3.64875558e-012},  
  blow={-78224.52619999999,6.886094746},  
  ahigh={-223361.3309,-644.060296,10.47861848,-0.0001911892367,  
    4.22488779e-008,-4.84726692e-012,2.247974725e-016},  
  bhigh={-77406.2648,-28.14630564},  
  R=82.5541251469666);
```

```
constant IdealGases.Common.DataRecord BFOH(  
  name="BFOH",  
  MM=0.0468167432,  
  Hf=-9646798.284764072,  
  H0=255744.4448634778,  
  Tlimit=1000,  
  alow={-75639.5367,1354.838128,-5.64821011,0.0387027466,-5.03765918e-005,  
    3.33959264e-008,-8.847822949999999e-012},  
  blow={-61944.4611,58.0036282},  
  ahigh={725131.809,-3215.62085,11.17909777,-0.0001883881929,2.57970808e-009,  
    2.6651581e-012,-2.186647438e-016},  
  bhigh={-37168.0808,-39.7846349},  
  R=177.5961212099008);
```

```
constant IdealGases.Common.DataRecord BF_OH_2(  
  name="BF_OH_2",  
  MM=0.06382408319999999,  
  Hf=-16449739.44568937,  
  H0=201886.4878892612,  
  Tlimit=1000,  
  alow={13818.00676,252.9637004,-3.84455204,0.0525514085,-7.19311773e-005,  
    4.94830991e-008,-1.345922496e-011},  
  blow={-128312.3258,42.9365937},  
  ahigh={1422037.64,-6257.297570000001,18.22460686,-0.000322139645,-7.1267399e  
-009,  
    6.75869977e-012,-5.04255454e-016},
```

```
bhigh={-91862.5419,-85.27895049999999},  
R=130.2717028295677);
```

```
constant IdealGases.Common.DataRecord BF2(  
  name="BF2",  
  MM=0.04880780639999999,  
  Hf=-10232521.00098479,  
  H0=217428.3743266118,  
  Tlimit=1000,  
  aLOW={-67876.51760000001,1085.903536,-3.023320961,0.02326503687,-2.641444147  
e-005,  
    1.515620683e-008,-3.51855918e-012},  
  bLOW={-66409.18250000001,44.31968310000001},  
  aHIGH={-115309.1296,-810.9800119999999,7.60270923,-0.0002409209242,  
    5.32847186e-008,-6.11879794e-012,2.839984178e-016},  
  bHIGH={-57962.2217,-16.55644047},  
  R=170.3512739716162);
```

```
constant IdealGases.Common.DataRecord BF2plus(  
  name="BF2plus",  
  MM=0.0488072578,  
  Hf=6609394.064339341,  
  H0=217436.5755906082,  
  Tlimit=1000,  
  aLOW={-29383.56477,295.5698598,1.894274526,0.01280508319,-1.388757254e-005,  
    7.62436675e-009,-1.706339371e-012},  
  bLOW={35989.9244,13.84803311},  
  aHIGH={-176940.9966,-534.368518,7.72805291,-1.958622052e-006,-2.419680893e-0  
08,  
    5.73253381e-012,-3.21635423e-016},  
  bHIGH={39087.4505,-19.36560315},  
  R=170.3531887423513);
```

```
constant IdealGases.Common.DataRecord BF2minus(  
  name="BF2minus",  
  MM=0.048808355,  
  Hf=-15034371.94308229,  
  H0=213766.0857449509,  
  Tlimit=1000,  
  aLOW={21097.65318,143.95646,0.2604646296,0.01817373751,-2.241565287e-005,  
    1.369712886e-008,-3.35595268e-012},  
  bLOW={-89718.0178,23.51692604},  
  aHIGH={-170992.0627,-615.621979,7.45887137,-0.0001836703248,  
    4.064363959999999e-008,-4.66770095e-012,2.16626484e-016},  
  bHIGH={-87414.0453,-16.20604664},  
  R=170.3493592439245);
```

```
constant IdealGases.Common.DataRecord BF2CL(  
  name="BF2CL",  
  MM=0.08426080640000001,  
  Hf=-10538707.59062662,  
  H0=146256.5281122208,  
  Tlimit=1000,  
  aLOW={4500.10125,-119.6284966,3.19863514,0.01743426933,-1.994070287e-005,  
    1.12513643e-008,-2.544020371e-012},  
  bLOW={-107677.9851,10.08195015},  
  aHIGH={-206681.7398,-1024.447292,10.75843981,-0.0003023235319,
```

```

        6.67252147e-008,-7.6499419e-012,3.5462245e-016},
    bhigh={-104693.6725,-32.29995036},
    R=98.67543826402306);

```

```

constant IdealGases.Common.DataRecord BF2OH(
    name="BF2OH",
    MM=0.0658151464,
    Hf=-16595227.41713448,
    H0=188343.9858153989,
    Tlimit=1000,
    aLOW={-7522.52165,436.712169,-3.128973474,0.04323957680000001,-5.78549404e-0
05,
        3.88585813e-008,-1.038574523e-011},
    bLOW={-134425.9458,41.3917055},
    aHIGH={576075.9250000001,-3611.90019,14.4689764,-0.0003028293733,
        2.764337508e-008,-1.90549317e-013,-8.69497194e-017},
    bHIGH={-113358.9041,-58.9698151},
    R=126.3306769762044);

```

```

constant IdealGases.Common.DataRecord BF3(
    name="BF3",
    MM=0.0678062096,
    Hf=-16753627.82703017,
    H0=171831.2536378674,
    Tlimit=1000,
    aLOW={3465.584,21.33198651,1.641245191,0.01993755064,-2.15011993e-005,
        1.145669081e-008,-2.442285789e-012},
    bLOW={-137945.5591,16.25533544},
    aHIGH={-181976.7014,-1405.347931,11.03412258,-0.000410459105,
        9.0312775700000001e-008,-1.03305736e-011,4.7805518300000001e-016},
    bHIGH={-132313.6863,-37.3838608},
    R=122.6210998822739);

```

```

constant IdealGases.Common.DataRecord BF4minus(
    name="BF4minus",
    MM=0.0868051614,
    Hf=-20289876.42663378,
    H0=158926.5289932403,
    Tlimit=1000,
    aLOW={206848.52,-2463.190805,12.06414196,0.01102766923,-1.75172076e-005,
        1.201346256e-008,-3.150588626e-012},
    bLOW={-201056.9206,-46.1082694},
    aHIGH={-437324.171,-775.928941,13.58222575,-0.0002341024178,5.19691594e-008,
        -5.9822457800000001e-012,2.781163206e-016},
    bHIGH={-212725.1877,-49.533697},
    R=95.783152359878);

```

```

constant IdealGases.Common.DataRecord BH(
    name="BH",
    MM=0.01181894,
    Hf=37966789.23829041,
    H0=730954.2141681063,
    Tlimit=1000,
    aLOW={20630.8255,-368.250252,6.07133787,-0.00872832107,1.458566459e-005,-1.0
36840401e-008,
        2.779462579e-012},
    bLOW={54604.5992,-13.00392582},

```



```
ahigh={-1098531.663,-174.5890126,8.442426810000001,-0.00544019667,  
2.718307052e-006,-4.83981221e-010,2.868523222e-014},  
bhigh={50167.3567,-29.71030686},  
R=703.4871147497153);
```

```
constant IdealGases.Common.DataRecord BHCL(  
  name="BHCL",  
  MM=0.04727194,  
  Hf=2991590.931110507,  
  H0=217989.9322938725,  
  Tlimit=1000,  
  aLOW={47632.7491,-442.001652,3.97564588,0.008541698759999999,-1.377785182e-0  
05,  
1.131521587e-008,-3.56965918e-012},  
  bLOW={18222.78428,3.028452399},  
  aHIGH={349999.172,-2238.404757,8.71110605,-0.001088882906,4.18930109e-007,-6  
.56871126e-011,  
3.6200676e-015},  
  bHIGH={28412.40364,-25.89566225},  
  R=175.8859907166916);
```

```
constant IdealGases.Common.DataRecord BHCL2(  
  name="BHCL2",  
  MM=0.08272494,  
  Hf=-3044831.81251023,  
  H0=141984.170674527,  
  Tlimit=1000,  
  aLOW={44199.1481,-238.4739577,1.356682235,0.02517866897,-3.6329104e-005,  
2.644335581e-008,-7.62504411e-012},  
  bLOW={-30038.77914,17.87024616},  
  aHIGH={411099.606,-2858.027441,11.79547506,-0.000632281797,1.269551549e-007,  
-1.352862344e-011,5.92165351e-016},  
  bHIGH={-16172.8876,-42.17900972},  
  R=100.5074406823384);
```

```
constant IdealGases.Common.DataRecord BHF(  
  name="BHF",  
  MM=0.0308173432,  
  Hf=-2466544.325599099,  
  H0=325857.3243912862,  
  Tlimit=1000,  
  aLOW={-49083.6226,961.0760210000001,-2.919850316,0.02149156633,-2.595677863e  
-005,  
1.693492714e-008,-4.55364884e-012},  
  bLOW={-14669.25195,41.6070931},  
  aHIGH={1184821.3,-4677.43518,10.67328148,-0.001606366598,3.7045347e-007,-3.7  
9788275e-011,  
1.432441145e-015},  
  bHIGH={18026.40937,-42.859311699999999},  
  R=269.798468545465);
```

```
constant IdealGases.Common.DataRecord BHFCL(  
  name="BHFCL",  
  MM=0.0662703432,  
  Hf=-7288880.616510825,  
  H0=172242.0384266246,  
  Tlimit=1000,
```

```

   alow={576.116972,304.215625,-0.9808900360000001,0.02803843648,-3.67673402e-0
05,
        2.499824138e-008,-6.87342164e-012},
    blow={-60502.0739,31.32842092},
    ahigh={439077.892,-3137.181709,12.00286161,-0.000715366934,1.453878608e-007,
        -1.56519707e-011,6.910075059999999e-016},
    bhigh={-42323.6834,-44.66542881},
    R=125.4629386014708);

```

```

constant IdealGases.Common.DataRecord BHF2 (
    name="BHF2",
    MM=0.0498157464,
    Hf=-14846988.44138969,
    H0=213975.4549577521,
    Tlimit=1000,
    alow={-83535.40280000001,1616.659766,-8.161405670000001,0.0415378679,-4.9210
6328e-005,
        3.054165306e-008,-7.78681398e-012},
    blow={-97480.65459999999,70.3863075},
    ahigh={466087.6960000001,-3728.10049,12.44152658,-0.000890684319,
        1.841732568e-007,-2.010774349e-011,8.979196590000001e-016},
    bhigh={-69781.4293,-51.0321804},
    R=166.904495081499);

```

```

constant IdealGases.Common.DataRecord BH2 (
    name="BH2",
    MM=0.01282688,
    Hf=25642171.6738599,
    H0=781449.5029188704,
    Tlimit=1000,
    alow={28125.57296,-300.0083489,4.824221,-0.0002186429819,1.485457398e-006,
        3.89373968e-010,-6.331629389999999e-013},
    blow={39919.8842,-5.04268285},
    ahigh={1360117.365,-4917.70449,9.75897103,-0.000741587064,1.269760019e-007,
        -1.187742442e-011,4.68255251e-016},
    bhigh={68902.92660000001,-41.9049012},
    R=648.2068905298874);

```

```

constant IdealGases.Common.DataRecord BH2CL (
    name="BH2CL",
    MM=0.04827988,
    Hf=-1674522.679012458,
    H0=215967.8524470235,
    Tlimit=1000,
    alow={16466.38117,127.7320942,0.1300268921,0.01938143193,-2.316389616e-005,
        1.607896164e-008,-4.66833765e-012},
    blow={-11121.12215,23.08500112},
    ahigh={1427215.437,-6265.56434,13.82183005,-0.001313843556,2.587131606e-007,
        -2.71384527e-011,1.172827257e-015},
    bhigh={26393.87516,-63.99725308},
    R=172.2140154449431);

```

```

constant IdealGases.Common.DataRecord BH2F (
    name="BH2F",
    MM=0.0318252832,
    Hf=-10179225.42791387,
    H0=318549.3098769974,

```

```
Tlimit=1000,  
alow={-88379.2044,1705.285929,-8.061246130000001,0.0364318868,-4.15248255e-0  
05,  
    2.620135756e-008,-6.930886410000001e-012},  
blow={-47872.7341,68.6208767},  
ahigh={1435082.111,-6625.32017,14.09165008,-0.00142246906,2.828724718e-007,  
    -2.992498948e-011,1.302618926e-015},  
bhigh={-793.719267,-68.013564},  
R=261.2536689068646);
```

```
constant IdealGases.Common.DataRecord BH3 (  
    name="BH3",  
    MM=0.01383482,  
    Hf=7571229.622069531,  
    H0=727129.0121591751,  
    Tlimit=1000,  
    alow={-66196.3507,1262.658391,-4.6543559,0.02461795131,-2.501537437e-005,  
        1.562330756e-008,-4.32394948e-012},  
    blow={5667.58798,46.66504620000001},  
    ahigh={1855778.95,-8002.492370000001,15.05692199,-0.001790456689,  
        3.6125111e-007,-3.86603591e-011,1.698508879e-015},  
    bhigh={59675.3707,-79.94046159999999},  
    R=600.9815812565686);
```

```
constant IdealGases.Common.DataRecord BH3NH3 (  
    name="BH3NH3",  
    MM=0.03086534,  
    Hf=-3725862.083489118,  
    H0=410866.3633706935,  
    Tlimit=1000,  
    alow={-181106.3598,3010.341543,-15.24271135,0.0621563775,-5.95988185e-005,  
        3.26742936e-008,-7.75124309e-012},  
    blow={-29342.78877,108.7399608},  
    ahigh={4354925.96,-18242.35232,31.6299983,-0.00320824361,5.88507545e-007,-5.  
80853553e-011,  
        2.3825786e-015},  
    bhigh={94381.18030000001,-189.7865799},  
    R=269.3789214698429);
```

```
constant IdealGases.Common.DataRecord BH4 (  
    name="BH4",  
    MM=0.01484276,  
    Hf=17194273.6391345,  
    H0=725665.3749033199,  
    Tlimit=1000,  
    alow={27342.74578,-84.73619380000001,1.551871695,0.01439765491,-6.11115236e-  
006,  
        -1.324417559e-010,5.13300815e-013},  
    blow={30220.48074,12.50358328},  
    ahigh={1354714.146,-7870.76275,18.2617061,-0.001948275329,4.07270689e-007,-4  
.4827109e-011,  
        2.014115885e-015},  
    bhigh={74702.49489999999,-96.8608689},  
    R=560.1702109311207);
```

```
constant IdealGases.Common.DataRecord BI (  
    name="BI",
```

```

MM=0.13771547,
Hf=2367108.807746871,
H0=66384.71335137585,
Tlimit=1000,
alow={35174.4953,-544.5819300000001,6.02751101,-0.002387237926,
      2.244796277e-006,-1.110001347e-009,2.280204403e-013},
blow={40719.1013,-7.28804984},
ahigh={2132872.626,-6283.684960000001,11.23964343,-0.00325885675,
      7.06428215e-007,-4.23006893e-011,-4.20807847e-016},
bhigh={77976.3481,-46.6404261},
R=60.37427748676311);

```

```

constant IdealGases.Common.DataRecord BI2(
  name="BI2",
  MM=0.26461994,
  Hf=899767.1301716719,
  H0=47949.61407670186,
  Tlimit=1000,
  alow={66409.759000000001,-1044.411994,9.73419724,-0.00395255754,
      3.16556778e-006,-1.273764644e-009,1.879968132e-013},
  blow={32057.5089,-20.12407058},
  ahigh={-392402.223,442.290235,7.12962358,-0.000561963406,3.18076052e-007,-5.
5370797200000001e-011,
      3.1839597e-015},
  bhigh={22919.72638,-3.20179324},
  R=31.42042886110548);

```

```

constant IdealGases.Common.DataRecord BI3(
  name="BI3",
  MM=0.39152441,
  Hf=54658.1501776607,
  H0=43249.08375444586,
  Tlimit=1000,
  alow={62431.1489,-1002.408628,11.06650075,0.001609588058,-5.14725025e-006,
      4.73251402e-009,-1.512999796e-012},
  blow={5160.34815,-24.20687643},
  ahigh={-150617.6506,-81.67210609999999,10.05937867,-2.319396215e-005,
      5.01996673e-009,-5.65434963e-013,2.580651348e-017},
  bhigh={-426.168791,-16.17962779},
  R=21.23615230018481);

```

```

constant IdealGases.Common.DataRecord BN(
  name="BN",
  MM=0.0248177,
  Hf=23157923.90108673,
  H0=361077.2956398055,
  Tlimit=1000,
  alow={-45697.0758,670.4286070000001,0.0361508908,0.007339487509999999,-4.969
03349e-006,
      1.22903138e-009,6.34028152e-014},
  blow={64854.6508,25.39869896},
  ahigh={-227693.2705,-102.5649298,4.41458681,0.0002561670989,-1.612994942e-00
8,
      -6.526052929999999e-013,5.74946612e-017},
  bhigh={67844.6513,-0.6778568656},
  R=335.0218593987356);

```

```
constant IdealGases.Common.DataRecord BO (
```

```
  name="BO",
  MM=0.0268104,
  Hf=761137.6182376987,
  H0=323535.0461015128,
  Tlimit=1000,
  alow={-11662.16822,92.17579389999999,3.65549849,-0.00311854292,
        9.00832983e-006,-8.017789990000001e-009,2.472952292e-012},
  blow={873.8284780000001,4.48284739},
  ahigh={17886.00589,-630.901963,4.5745284,0.0001988001643,-9.70296348e-008,
        1.870854291e-011,-1.030218131e-015},
  bhigh={4841.3110899999999,-3.39889058},
  R=310.1211470175753);
```

```
constant IdealGases.Common.DataRecord BOminus (
```

```
  name="BOminus",
  MM=0.0268109486,
  Hf=-10361105.8356958,
  H0=323525.4421397086,
  Tlimit=1000,
  alow={-82420.232099999999,920.3636899999999,-0.2302659981,
        0.006229904119999999,-3.157624391e-006,1.184578107e-010,
        2.819228693e-013},
  blow={-39111.4122,25.99226838},
  ahigh={212280.4369,-1262.124688,5.38316731,-0.00031810491,7.28898825e-008,-8
.1417089199999999e-012,
        3.71536439e-016},
  bhigh={-27068.92261,-9.77375367},
  R=310.1148013837899);
```

```
constant IdealGases.Common.DataRecord BOCL (
```

```
  name="BOCL",
  MM=0.0622634,
  Hf=-5115954.075749156,
  H0=170371.5666025305,
  Tlimit=1000,
  alow={70523.8064,-1315.301429,11.30087727,-0.0120711205,1.880516131e-005,-1.
373823975e-008,
        3.85489016e-012},
  blow={-33553.991,-36.98462517},
  ahigh={155714.8487,-1446.254968,8.50944805,-0.000385900738,8.26226882e-008,
        -9.2610274599999999e-012,4.21999801e-016},
  bhigh={-32035.8904,-23.72713292},
  R=133.5370699319344);
```

```
constant IdealGases.Common.DataRecord BOCL2 (
```

```
  name="BOCL2",
  MM=0.0977164,
  Hf=-3700151.786189422,
  H0=134774.2037160599,
  Tlimit=1000,
  alow={7322.66736,-202.7726965,4.16192409,0.01733309456,-2.263908718e-005,
        1.45227519e-008,-3.71959312e-012},
  blow={-44144.4188,6.52042411},
  ahigh={-229752.7041,-619.456793,10.46075518,-0.0001841620739,
        4.07121543e-008,-4.67224655e-012,2.167237536e-016},
  bhigh={-43715.3842,-27.43570215},
  R=85.08778465027366);
```

```
constant IdealGases.Common.DataRecord BOF (
```

```
  name="BOF",
  MM=0.0458088032,
  Hf=-12944636.61080759,
  H0=218043.1336830909,
  Tlimit=1000,
  alow={72268.02649999999,-1131.38663,8.81605452,-0.00462769457,
        7.80129958e-006,-5.681205839999999e-009,1.534732094e-012},
  blow={-67111.16009999999,-25.47957229},
  ahigh={193702.0297,-1739.112297,8.695650860000001,-0.000451889557,
        9.59101908e-008,-1.067806769e-011,4.840007660000001e-016},
  bhigh={-63301.5239,-27.02458617},
  R=181.5038031816557);
```

```
constant IdealGases.Common.DataRecord BOF2 (
```

```
  name="BOF2",
  MM=0.0648072064,
  Hf=-12849924.35656045,
  H0=179169.2412774639,
  Tlimit=1000,
  alow={7227.79413,21.48783624,1.157840301,0.02250585296,-2.610731536e-005,
        1.508824929e-008,-3.51836485e-012},
  blow={-101399.5733,20.10127136},
  ahigh={-220502.8861,-1254.23869,10.9255138,-0.0003680144,8.10716494e-008,-9.
28127506e-012,
        4.2975493e-016},
  bhigh={-96804.47579999999,-34.8285333},
  R=128.2954853613317);
```

```
constant IdealGases.Common.DataRecord BOH (
```

```
  name="BOH",
  MM=0.02781834,
  Hf=-242882.1417812853,
  H0=360608.2893515573,
  Tlimit=1000,
  alow={-75214.1027,1391.444703,-5.63033018,0.02966358811,-3.83083518e-005,
        2.550606424e-008,-6.79585721e-012},
  blow={-8341.300280000001,55.17690039999999},
  ahigh={844749.8570000001,-3016.982887,8.0838647,-0.0001609855388,-2.19183095
9e-009,
        3.127133119e-012,-2.376665451e-016},
  bhigh={16476.98495,-26.03227947},
  R=298.8845488264217);
```

```
constant IdealGases.Common.DataRecord BO2 (
```

```
  name="BO2",
  MM=0.0428098,
  Hf=-7220822.031404024,
  H0=251628.2953903078,
  Tlimit=1000,
  alow={-41410.9064,719.885461,-1.477629435,0.02277415194,-2.786326934e-005,
        1.718462069e-008,-4.27899144e-012},
  blow={-41776.5769,32.5845801},
  ahigh={-38344.5234,-956.326114,8.200962779999999,-0.0002062130802,
        9.87228899e-009,8.15836676e-012,-7.52751966e-016},
  bhigh={-34235.6402,-22.24772278},
  R=194.2188938046896);
```

```
constant IdealGases.Common.DataRecord BO2minus(  
  name="BO2minus",  
  MM=0.0428103486,  
  Hf=-16689749.42661411,  
  H0=224187.4059395069,  
  Tlimit=1000,  
  aLOW={53242.7969,-732.631303,5.90247,0.0024374652,-4.87880395e-007,-8.475724  
76e-010,  
    4.08078118e-013},  
  bLOW={-83442.9368,-10.53931911},  
  aHIGH={119922.6372,-1715.766982,8.701038219999999,-0.000460124212,  
    9.8670118700000001e-008,-1.107288516e-011,5.05018324e-016},  
  bHIGH={-78257.89689999999,-28.39356505},  
  R=194.2164049558802);  
  
constant IdealGases.Common.DataRecord B_OH_2(  
  name="B_OH_2",  
  MM=0.04482568,  
  Hf=-9486607.721288333,  
  H0=267071.4197754501,  
  Tlimit=1000,  
  aLOW={1491.659222,364.818484,-2.906006389,0.0413683446,-5.78258422e-005,  
    4.0697835600000001e-008,-1.126499791e-011},  
  bLOW={-53754.8366,38.8853518},  
  aHIGH={1557023.406,-5784.71076,14.87391235,-0.0001821804765,-3.80354164e-008  
,  
    1.030332746e-011,-6.68588983e-016},  
  bHIGH={-18068.10301,-65.902689},  
  R=185.4845704515805);  
  
constant IdealGases.Common.DataRecord BS(  
  name="BS",  
  MM=0.042876,  
  Hf=6379312.552476911,  
  H0=203472.9219143577,  
  Tlimit=1000,  
  aLOW={-38394.901,698.941749,-1.21398046,0.01396391264,-1.689881284e-005,  
    1.038889985e-008,-2.582063989e-012},  
  bLOW={28656.85472,31.54819945},  
  aHIGH={1358760.165,-4364.03596,9.034307589999999,-0.002114548699,  
    4.18927531e-007,-1.354787322e-011,-1.360684605e-015},  
  bHIGH={59130.6545,-33.36696868},  
  R=193.9190222968561);  
  
constant IdealGases.Common.DataRecord BS2(  
  name="BS2",  
  MM=0.074941000000000001,  
  Hf=852236.559426749,  
  H0=180936.4700230848,  
  Tlimit=1000,  
  aLOW={18202.64374,-515.067189,8.5475150000000001,-0.001626155268,  
    1.866387194e-006,-1.277165468e-009,3.68198069e-013},  
  bLOW={8186.8397500000001,-17.78384854},  
  aHIGH={512040.251,-1938.581076,9.814873459999999,-0.001339731606,  
    3.75430116e-007,-4.40038378e-011,1.887662968e-015},  
  bHIGH={17365.35,-27.57546712},  
  R=110.9469048985202);
```

```

constant IdealGases.Common.DataRecord B2 (
  name="B2",
  MM=0.021622,
  Hf=39652691.98039035,
  H0=407229.0259920451,
  Tlimit=1000,
  alow={-151641.8096,2630.168946,-13.81358321,0.05216225190000001,-6.93049474e
-005,
    4.46941039e-008,-1.128496456e-011},
  blow={89952.5105,98.131184900000001},
  ahigh={1094594.495,-2602.735739,6.90945621,-0.0006405949889999999,
    1.951732355e-007,-2.555902119e-011,1.053557323e-015},
  bhigh={118780.7611,-19.49045025},
  R=384.5376005919897);

constant IdealGases.Common.DataRecord B2C (
  name="B2C",
  MM=0.0336327,
  Hf=23799237.46829722,
  H0=348562.9759133224,
  Tlimit=1000,
  alow={-41665.1987,579.777952,1.411017091,0.01174705713,-1.066474425e-005,
    4.71723262e-009,-7.97001326e-013},
  blow={91968.742,17.69254387},
  ahigh={1159241.019,-4567.79881,12.28672097,-0.002500830701,6.40997985e-007,
    -6.9329357700000001e-011,2.672933741e-015},
  bhigh={122244.2137,-51.99066186},
  R=247.2139316795856);

constant IdealGases.Common.DataRecord B2CL4 (
  name="B2CL4",
  MM=0.163434,
  Hf=-2998152.159281422,
  H0=132090.8256543926,
  Tlimit=1000,
  alow={42855.5513,-728.074881,9.3157636700000001,0.02331629623,-3.51124761e-00
5,
    2.464057658e-008,-6.73547996e-012},
  blow={-58190.2324,-16.22083878},
  ahigh={-642798.703,507.856299,14.86725022,2.026983515e-006,6.27271881e-009,
    -1.218822573e-012,7.2412084099999999e-017},
  bhigh={-68200.66,-41.39110669},
  R=50.87357587772434);

constant IdealGases.Common.DataRecord B2F4 (
  name="B2F4",
  MM=0.097615612799999999,
  Hf=-14731250.0403624,
  H0=181126.6916515224,
  Tlimit=1000,
  alow={-59716.9564,818.94254400000001,-0.643767129,0.0385896607,-4.31305319e-0
05,
    2.404463223e-008,-5.39355935e-012},
  blow={-179004.1225,35.5217997},
  ahigh={38558.6589,-2928.842655,17.92063736,-0.000952399827,1.614708845e-007,
    -1.428613504e-011,5.21873967e-016},
  bhigh={-161305.1924,-71.8480325},
  R=85.17563698580808);

```



```
constant IdealGases.Common.DataRecord B2H(
```

```
  name="B2H",
  MM=0.02262994,
  Hf=35186239.86630102,
  H0=447000.6106953885,
  Tlimit=1000,
  alow={87755.7974,-1343.931564,9.83209915,-0.00560713775,
        5.730651049999999e-006,-2.266436197e-009,1.97235208e-013},
  blow={100990.8698,-32.8246148},
  ahigh={617554.5750000001,-2627.897466,9.08490507,-0.000538941833,
        1.0507147e-007,-1.092459556e-011,4.68485466e-016},
  bhigh={109953.7555,-31.6402991},
  R=367.4102538495462);
```

```
constant IdealGases.Common.DataRecord B2H2(
```

```
  name="B2H2",
  MM=0.02363788,
  Hf=19235140.33407395,
  H0=447300.6462508482,
  Tlimit=1000,
  alow={142161.7322,-2138.011262,13.17732399,-0.00894265807,1.127804935e-005,
        -5.7878862e-009,1.000813871e-012},
  blow={63723.19250000001,-53.4698274},
  ahigh={1240614.592,-5368.96502,13.79292454,-0.001136749748,2.245617156e-007,
        -2.361530467e-011,1.022604572e-015},
  bhigh={85065.1149,-64.354613},
  R=351.7435573748576);
```

```
constant IdealGases.Common.DataRecord B2H3(
```

```
  name="B2H3",
  MM=0.02464582,
  Hf=14244716.58885767,
  H0=484407.5384791417,
  Tlimit=1000,
  alow={94251.4716,-1075.866284,6.38399939,0.01167858327,-1.429661252e-005,
        1.128776882e-008,-3.68132506e-012},
  blow={46353.3508,-14.00002845},
  ahigh={1771506.902,-7872.26093,17.89447015,-0.001709304785,3.40957543e-007,
        -3.61454368e-011,1.575671409e-015},
  bhigh={87377.1189,-90.5462946},
  R=337.3583025437985);
```

```
constant IdealGases.Common.DataRecord B2H3_db(
```

```
  name="B2H3_db",
  MM=0.02464582,
  Hf=14339479.35187387,
  H0=483296.0315380052,
  Tlimit=1000,
  alow={60640.1484,-752.446633,5.58448384,0.01080468494,-8.64903281e-006,
        4.74833331e-009,-1.309096028e-012},
  blow={44917.923,-8.87368682},
  ahigh={1497731.017,-7219.31414,17.50463766,-0.0015796988,3.16410347e-007,-3.
36722515e-011,
        1.472919654e-015},
  bhigh={83243.4967,-87.79549259999999},
  R=337.3583025437985);
```

```
constant IdealGases.Common.DataRecord B2H4 (
```

```
  name="B2H4",
  MM=0.02565376,
  Hf=8231232.341769785,
  H0=481015.6094077438,
  Tlimit=1000,
  a_low={40001.323,-307.1548876,1.763071673,0.02646361882,-3.066168202e-005,
    2.163781936e-008,-6.49183541e-012},
  b_low={25810.33714,10.1526713},
  a_high={2292078.842,-10598.32517,22.68612155,-0.002363586598,4.76217307e-007,
    -5.0901004e-011,2.23391159e-015},
  b_high={86385.91979999999,-124.6794566},
  R=324.1034452649437);
```

```
constant IdealGases.Common.DataRecord B2H4_db (
```

```
  name="B2H4_db",
  MM=0.02565376,
  Hf=8183301.31723381,
  H0=449394.0849216645,
  Tlimit=1000,
  a_low={-17814.96923,571.6048040000001,-2.763085348,0.03125348696,-2.709524346
e-005,
    1.341728634e-008,-3.004352798e-012},
  b_low={21581.38307,36.7587294},
  a_high={1886854.256,-10100.45614,22.47110812,-0.002319968667,4.73187996e-007,
    -5.11067303e-011,2.262693782e-015},
  b_high={82334.87,-123.7455797},
  R=324.1034452649437);
```

```
constant IdealGases.Common.DataRecord B2H5 (
```

```
  name="B2H5",
  MM=0.0266617,
  Hf=9556175.67521951,
  H0=458364.9579734226,
  Tlimit=1000,
  a_low={38309.6545,-40.6614805,-1.422523787,0.0367459527,-3.85198971e-005,
    2.44449444e-008,-6.82172294e-012},
  b_low={30089.56452,28.02425895},
  a_high={2696691.012,-13200.19835,27.35260413,-0.002961879012,5.98499943e-007,
    -6.41374855e-011,2.821187823e-015},
  b_high={106452.4901,-155.9654379},
  R=311.8507822081863);
```

```
constant IdealGases.Common.DataRecord B2H5_db (
```

```
  name="B2H5_db",
  MM=0.0266617,
  Hf=10320070.21307719,
  H0=437613.3554874596,
  Tlimit=1000,
  a_low={14244.46027,420.45582,-3.70045125,0.036720531,-3.19350373e-005,
    1.695013434e-008,-4.25703814e-012},
  b_low={30466.84683,42.45495820000001},
  a_high={2571729.448,-13568.29858,27.81376038,-0.00319236503,6.56116526e-007,
    -7.12733394e-011,3.16949265e-015},
  b_high={110637.0527,-159.7214457},
  R=311.8507822081863);
```

```
constant IdealGases.Common.DataRecord B2H6(  
  name="B2H6",  
  MM=0.02766964,  
  Hf=1322749.410545276,  
  H0=431242.0761527797,  
  Tlimit=1000,  
  a_low={-10528.44558,1041.795556,-8.9605188600000001,0.0549248088,-5.30519705e-  
005,  
    3.011904756e-008,-7.6887683000000001e-012},  
  b_low={-925.93743499999999,68.125924299999999},  
  a_high={2835765.414,-15676.00163,32.2612233,-0.00373860973,7.71880646e-007,-8  
.41445454e-011,  
    3.75222338e-015},  
  b_high={93583.7855,-192.0223395},  
  R=300.4907906282843);
```

```
constant IdealGases.Common.DataRecord B2O(  
  name="B2O",  
  MM=0.0376214,  
  Hf=5124690.149755193,  
  H0=313199.8809188387,  
  Tlimit=1000,  
  a_low={-56995.4676,1018.000465,-2.636481947,0.02746009279,-3.63243272e-005,  
    2.406890217e-008,-6.38412972e-012},  
  b_low={17038.74394,38.5534611},  
  a_high={-162872.322,-387.628981,7.78772352,-0.0001146822108,2.528097612e-008,  
    -2.893783941e-012,1.339210475e-016},  
  b_high={22630.35354,-19.08513011},  
  R=221.0037903958917);
```

```
constant IdealGases.Common.DataRecord B2O2(  
  name="B2O2",  
  MM=0.0536208,  
  Hf=-8536080.886521647,  
  H0=249839.9501685913,  
  Tlimit=1000,  
  a_low={81743.9169,-1732.702797,16.05560926,-0.02160057288,3.56685457e-005,-2.  
660198794e-008,  
    7.5318332400000001e-012},  
  b_low={-48996.329000000001,-61.727023900000001},  
  a_high={460578.966,-2990.079203,12.56764079,-0.000785097495,1.672537624e-007,  
    -1.86769478e-011,8.4861906699999999e-016},  
  b_high={-40157.4815,-48.7441371},  
  R=155.0605735087876);
```

```
constant IdealGases.Common.DataRecord B2O3(  
  name="B2O3",  
  MM=0.069620199999999999,  
  Hf=-11999136.32824956,  
  H0=207105.5383351384,  
  Tlimit=1000,  
  a_low={73796.119100000001,-1263.620592,10.72681512,0.000384138372,  
    5.97605838e-006,-6.55289135e-009,2.123951064e-012},  
  b_low={-96281.831400000001,-30.88078011},  
  a_high={390503.53,-3691.34821,15.55502598,-0.0009707645510000001,  
    2.068887872e-007,-2.310858356e-011,1.050136734e-015},  
  b_high={-82630.5441,-63.9086344},  
  R=119.4261435617824);
```

```

constant IdealGases.Common.DataRecord B2_OH_4 (
  name="B2_OH_4",
  MM=0.08965136,
  Hf=-13998533.10646933,
  H0=216874.2225438633,
  Tlimit=1000,
  a_low={-17287.17249,849.591348,-8.715959570000001,0.0936236261,-0.00012787841
65,
      8.81367116e-008,-2.400605571e-011},
  b_low={-156433.7133,71.2016931},
  a_high={2983925.656,-12074.69577,31.6261057,-0.000516368244,-4.23209397e-008,
      1.67197728e-011,-1.156366726e-015},
  b_high={-82809.76969999999,-165.3010498},
  R=92.74228522579023);

constant IdealGases.Common.DataRecord B2S (
  name="B2S",
  MM=0.053687,
  Hf=11590528.52645892,
  H0=245547.4323393,
  Tlimit=1000,
  a_low={66386.09299999999,-920.1185690000001,8.699831339999999,0.000764558901,
      -3.70902603e-006,3.64237398e-009,-1.197766071e-012},
  b_low={77703.758,-22.51712444},
  a_high={-121150.1483,-64.73398450000001,7.54682561,-1.82054145e-005,
      3.92395117e-009,-4.40386238e-013,2.003651718e-017},
  b_high={72585.3187,-13.94971229},
  R=154.8693724737832);

constant IdealGases.Common.DataRecord B2S2 (
  name="B2S2",
  MM=0.085752,
  Hf=1612989.924433249,
  H0=169898.2181173617,
  Tlimit=1000,
  a_low={-70615.4997,718.294478,1.919797788,0.02036407461,-2.309813846e-005,
      1.311616725e-008,-2.996394781e-012},
  b_low={11008.29019,18.55402586},
  a_high={-164153.5014,-774.286564,11.07731737,-0.0002313278554,
      5.12561429e-008,-5.89408123e-012,2.738673834e-016},
  b_high={17330.03515,-33.59766998},
  R=96.95951114842804);

constant IdealGases.Common.DataRecord B2S3 (
  name="B2S3",
  MM=0.117817,
  Hf=150691.8101801947,
  H0=169229.0331615981,
  Tlimit=1000,
  a_low={-34312.685,558.761537,3.41407741,0.02398333891,-2.841617637e-005,
      1.690005199e-008,-4.060070709999999e-012},
  b_low={-3027.690575,18.46767864},
  a_high={-190585.5086,-934.8342479999999,13.69333613,-0.000276664725,
      6.1101558e-008,-7.00804857e-012,3.24952462e-016},
  b_high={2906.43376,-39.46870479},
  R=70.57107208637125);

```

```
constant IdealGases.Common.DataRecord B3H7_C2v(  
  name="B3H7_C2v",  
  MM=0.03948858,  
  Hf=4457469.450661431,  
  H0=375258.8469881672,  
  Tlimit=1000,  
  a_low={108600.9469,-792.15368,-0.9577368039999999,0.0565611929,-6.4050345e-00  
5,  
    4.28132296e-008,-1.227580455e-011},  
  b_low={24306.38819,21.02582666},  
  a_high={3598592.14,-18637.01968,39.9399883,-0.00427541016,  
    8.705358820000001e-007,-9.38510502e-011,4.14786531e-015},  
  b_high={127215.4092,-237.9769856},  
  R=210.5538360710869);  
  
constant IdealGases.Common.DataRecord B3H7_Cs(  
  name="B3H7_Cs",  
  MM=0.03948858,  
  Hf=4034541.682683955,  
  H0=356642.9078989419,  
  Tlimit=1000,  
  a_low={52981.693300000001,407.174537,-9.63573053,0.079443120000000001,-9.306456  
819999999e-005,  
    6.1051473500000001e-008,-1.685927691e-011},  
  b_low={17070.69083,68.739665600000001},  
  a_high={3281576.45,-18110.96595,39.6383246,-0.00417842411,8.52682906e-007,-9.  
20960024e-011,  
    4.0764967700000001e-015},  
  b_high={121362.2564,-235.7090217},  
  R=210.5538360710869);  
  
constant IdealGases.Common.DataRecord B3H9(  
  name="B3H9",  
  MM=0.04150446,  
  Hf=3346840.315474529,  
  H0=417543.9217857551,  
  Tlimit=1000,  
  a_low={84832.149000000001,-520.616304,-0.466570121,0.0534698386,-4.15579682e-0  
05,  
    1.944135439e-008,-4.54122735e-012},  
  b_low={18051.011,21.10804198},  
  a_high={3863999.5,-22294.33407,48.7504615,-0.00541844926,1.125767651e-006,-1.  
233226406e-010,  
    5.52034818e-015},  
  b_high={142218.7123,-295.8240102},  
  R=200.3271937521895);  
  
constant IdealGases.Common.DataRecord B3N3H6(  
  name="B3N3H6",  
  MM=0.08050073999999999,  
  Hf=-6360189.980862289,  
  H0=201505.5762220323,  
  Tlimit=1000,  
  a_low={-155262.1082,4010.21127,-33.824913,0.1624575582,-0.0002065528647,  
    1.368862991e-007,-3.6734709e-011},  
  b_low={-80512.534,199.5000751},  
  a_high={3739245.17,-19412.38951,44.4507003,-0.00321030805,5.71746542e-007,-5.  
48669214e-011,
```

```

    2.191943197e-015},
    bhigh={47584.2616,-264.1156625},
    R=103.2844170128126);

```

```

constant IdealGases.Common.DataRecord B3O3CL3 (
    name="B3O3CL3",
    MM=0.1867902,
    Hf=-8758393.325774049,
    H0=130905.0528346776,
    Tlimit=1000,
    alow={-42844.528000000001,1005.623966,-4.55651963,0.08117967139999999,-0.0001
038385803,
        6.62142233e-008,-1.695748504e-011},
    blow={-204090.7277,54.66113803},
    ahigh={-741405.981,-2527.447455,26.87263667,-0.000746338936,1.64633411e-007,
        -1.886231553e-011,8.737926310000001e-016},
    bhigh={-192350.9858,-118.5636255},
    R=44.51235664397812);

```

```

constant IdealGases.Common.DataRecord B3O3FCL2 (
    name="B3O3FCL2",
    MM=0.1703356032,
    Hf=-11059388.90995162,
    H0=137658.4728001245,
    Tlimit=1000,
    alow={-37191.2007,867.3745889999999,-4.09577846,0.0781556397,-9.767035169999
999e-005,
        6.09761009e-008,-1.532880319e-011},
    blow={-233138.3552,51.98088158},
    ahigh={-716236.083,-2851.210308,27.10953133,-0.000840091964,
        1.852318684e-007,-2.121694694e-011,9.827291560000002e-016},
    bhigh={-220272.9252,-121.0679365},
    R=48.81229668842362);

```

```

constant IdealGases.Common.DataRecord B3O3F2CL (
    name="B3O3F2CL",
    MM=0.1538810064,
    Hf=-13860169.47053188,
    H0=144663.6691609264,
    Tlimit=1000,
    alow={-52770.1554,1104.904696,-5.85418105,0.07953943099999999,-9.59266077e-0
05,
        5.79985631e-008,-1.416698348e-011},
    blow={-264040.0115,60.71247222},
    ahigh={-681078.749,-3370.00902,27.48953579,-0.000990544256,2.18290844e-007,
        -2.49957348e-011,1.157532106e-015},
    bhigh={-247211.4785,-126.1501548},
    R=54.03182754333741);

```

```

constant IdealGases.Common.DataRecord B3O3F3 (
    name="B3O3F3",
    MM=0.1374264096,
    Hf=-17337999.9152652,
    H0=154269.7510741051,
    Tlimit=1000,
    alow={-72515.4978,1400.996228,-7.9067162,0.0821716185,-9.63315266e-005,
        5.66819426e-008,-1.349024305e-011},

```

```
blow={-295346.1728,70.01536830000001},
ahigh={-662982.291,-3784.94687,27.79526578,-0.001112096232,2.450806704e-007,
-2.80648498e-011,1.299750466e-015},
bhigh={-274886.5475,-131.5605015},
R=60.50126772721858);
```

```
constant IdealGases.Common.DataRecord B4H4 (
  name="B4H4",
  MM=0.04727576,
  Hf=6899738.893674052,
  H0=315946.3115981636,
  Tlimit=1000,
  alow={217179.1579,-2598.282557,9.845440610000001,0.0302630914,-4.12833415999
9999e-005,
  3.089368344e-008,-9.35338426e-012},
  blow={50791.4348,-37.7075721},
  ahigh={1937200.886,-10781.85932,28.79625241,-0.002401547707,4.83775678e-007,
-5.17049023e-011,2.269138182e-015},
  bhigh={98365.95389999999,-156.1814117},
  R=175.8717786874288);
```

```
constant IdealGases.Common.DataRecord B4H10 (
  name="B4H10",
  MM=0.0533234,
  Hf=1239605.876594516,
  H0=290408.6011019553,
  Tlimit=1000,
  alow={-32966.04820000001,2440.532922,-26.85332563,0.1406499347,-0.0001586710
574,
  9.87459413e-008,-2.601426018e-011},
  blow={-3091.924018,158.9905532},
  ahigh={4030474.13,-25606.29762,56.8723366,-0.00617856786,1.280621032e-006,-1
.400254585e-010,
  6.2588665600000001e-015},
  bhigh={150600.9087,-352.07142},
  R=155.9253911040931);
```

```
constant IdealGases.Common.DataRecord B4H12 (
  name="B4H12",
  MM=0.055339280000000001,
  Hf=3401491.924000457,
  H0=393006.8117980573,
  Tlimit=1000,
  alow={71521.70299999999,-159.0351575,-4.71977166,0.088112289,-8.60494688e-00
5,
  5.12353551e-008,-1.37986525e-011},
  blow={21941.86547,41.878974},
  ahigh={6158360.8,-32020.8673,66.60443599999999,-0.00740636928,
  1.512993908e-006,-1.635619071e-010,7.24538514e-015},
  bhigh={205458.6275,-414.210686},
  R=150.2453953141421);
```

```
constant IdealGases.Common.DataRecord B5H9 (
  name="B5H9",
  MM=0.06312646,
  Hf=1159893.965224725,
  H0=254293.9521715617,
```

```

Tlimit=1000,
alow={89984.7372,104.2533357,-11.95549834,0.1007310686,-9.866680210000001e-0
05,
    5.29553518e-008,-1.232119583e-011},
blow={8374.3417800000001,76.6309048},
ahigh={3169017.62,-22825.03203,55.1200898,-0.005563411420000001,
    1.157837073e-006,-1.270332301e-010,5.69426203e-015},
bhigh={133445.2571,-337.106046},
R=131.7113616065276);

constant IdealGases.Common.DataRecord Ba(
    name="Ba",
    MM=0.137327,
    Hf=1347149.504467439,
    H0=45128.98410363585,
    Tlimit=1000,
    alow={2222.563526,-34.0797785,2.706751118,-0.0006382894490000001,
        1.063003846e-006,-9.10262427e-010,3.148062219e-013},
    blow={21665.49702,5.10254588},
    ahigh={-19265792.28,60065.0104,-66.3396413,0.0350756593,-7.80760183e-006,
        8.0851268e-010,-3.199486918e-014},
    bhigh={-358966.372,500.75834},
    R=60.54506397139674);

constant IdealGases.Common.DataRecord Baplus(
    name="Baplus",
    MM=0.1373264514,
    Hf=5054011.961456684,
    H0=45129.16438762649,
    Tlimit=1000,
    alow={-54231.6755,674.468078,-0.8940272500000001,0.008796642950000001,-1.222
812901e-005,
        8.3879538700000001e-009,-2.037964358e-012},
    blow={79417.7464,26.07063698},
    ahigh={8794971.85,-19518.17883,14.85542861,-0.00094042335,-7.03125779e-007,
        1.667412753e-010,-1.07011731e-014},
    bhigh={214680.0732,-92.282641900000002},
    R=60.54530584047409);

constant IdealGases.Common.DataRecord BaBr(
    name="BaBr",
    MM=0.217231,
    Hf=-346749.2070652899,
    H0=46955.19055751711,
    Tlimit=1000,
    alow={-691.2557439999999,-62.4550016,4.79667765,-0.000683800494,
        1.04394768e-006,-7.4412243e-010,2.172187003e-013},
    blow={-10113.49165,5.19645487},
    ahigh={-1056014.042,1034.740207,6.73572938,-0.0037840263,1.952196896e-006,-3
.34783188e-010,
        1.893189803e-014},
    bhigh={-19502.33645,-5.06927964},
    R=38.27479503385797);

constant IdealGases.Common.DataRecord BaBr2(
    name="BaBr2",
    MM=0.297135,

```



```
Hf=-1388307.473034143,  
H0=52116.91318760833,  
Tlimit=1000,  
alow={-5143.37406,-38.7051846,7.16244697,-0.000369671531,4.68971527e-007,-3.  
107902475e-010,  
8.36358205e-014},  
blow={-51533.1826,0.9741407000000001},  
ahigh={-8928.25121,-0.753655889,7.00065821,-2.94982171e-007,  
7.092392109999999e-011,-8.670038099999999e-015,4.22174231e-019},  
bhigh={-51726.6949,1.910185706},  
R=27.98213606609791);
```

```
constant IdealGases.Common.DataRecord BaCL(  
  name="BaCL",  
  MM=0.17278,  
  Hf=-788811.6738048386,  
  H0=57165.86989234866,  
  Tlimit=1000,  
  alow={-2661.946867,-77.2499634,4.74610605,-0.000352354888,3.99919835e-007,-1  
.936413749e-010,  
4.124048529999999e-014},  
  blow={-17363.28141,3.904455084},  
  ahigh={-1075410.089,1209.303069,6.2725586,-0.00328811031,1.717751087e-006,-2  
.910607065e-010,  
1.632658438e-014},  
  bhigh={-27791.73737,-3.574185216},  
  R=48.12172705174211);
```

```
constant IdealGases.Common.DataRecord BaCLplus(  
  name="BaCLplus",  
  MM=0.1727794514,  
  Hf=2018166.090785492,  
  H0=55957.05925479053,  
  Tlimit=1000,  
  alow={-895.155669,-133.4692684,4.93541612,-0.000757405451,8.355724e-007,-4.6  
8525851e-010,  
1.095343103e-013},  
  blow={41251.5599,1.896278378},  
  ahigh={-18291.98157,-2.931616688,4.50228071,3.67178849e-005,  
2.396147871e-009,5.4794586e-014,1.174342316e-018},  
  bhigh={40551.00150000001,4.503765564},  
  R=48.12187984525572);
```

```
constant IdealGases.Common.DataRecord BaCL2(  
  name="BaCL2",  
  MM=0.208233,  
  Hf=-2397801.438772913,  
  H0=70109.50713863796,  
  Tlimit=1000,  
  alow={-1157.501999,-205.4518828,7.83751405,-0.001867700704,2.335378734e-006,  
-1.531373341e-009,4.08852509e-013},  
  blow={-61156.6528,-5.978149218},  
  ahigh={-22165.98768,-4.00248381,7.00342674,-1.515820808e-006,  
3.61184921e-010,-4.38675906e-014,2.125803293e-018},  
  bhigh={-62190.9527,-1.132439694},  
  R=39.92869525963705);
```

```
constant IdealGases.Common.DataRecord BaF(
```

```
  name="BaF",
  MM=0.1563254032,
  Hf=-2040575.501295109,
  H0=59760.67746358449,
  Tlimit=1000,
  alow={25303.17292,-471.69951,6.18503622,-0.0033666788,
        4.0118345599999999e-006,-2.506578601e-009,6.47725816e-013},
  blow={-37318.7214,-6.22071538},
  ahigh={1868380.434,-7071.099600000001,14.66959284,-0.0069959502,
        2.366313845e-006,-3.2877343e-010,1.647896238e-014},
  bhigh={3571.78068,-66.6239092},
  R=53.18695381429856);
```

```
constant IdealGases.Common.DataRecord BaFplus(
```

```
  name="BaFplus",
  MM=0.1563248546,
  Hf=857593.7226555399,
  H0=58862.77024562158,
  Tlimit=1000,
  alow={28407.19922,-486.357182,5.94605839,-0.002429844077,2.445346729e-006,-1
.316757471e-009,
        2.97488632e-013},
  blow={17306.39076,-5.95120693},
  ahigh={-40544.2367,-17.01997704,4.51305534,2.632753508e-005,
        2.612088236e-009,-9.5021979299999999e-014,6.515176160000001e-018},
  bhigh={14744.8657,2.783167711},
  R=53.18714046640156);
```

```
constant IdealGases.Common.DataRecord BaF2(
```

```
  name="BaF2",
  MM=0.1753238064,
  Hf=-4631450.227286418,
  H0=76641.14346994921,
  Tlimit=1000,
  alow={34883.9552,-764.845956,9.79775038,-0.00575645751,6.7756038e-006,-4.243
61475e-009,
        1.093687692e-012},
  blow={-95903.56449999999,-20.82035292},
  ahigh={-55086.3366,-16.91114228,7.01356488,-5.73190977e-006,
        1.321203959e-009,-1.565528167e-013,7.4449830199999999e-018},
  bhigh={-99835.29700000001,-4.38958149},
  R=47.42351977592018);
```

```
constant IdealGases.Common.DataRecord BaH(
```

```
  name="BaH",
  MM=0.13833494,
  Hf=1514694.010059932,
  H0=63115.68863224288,
  Tlimit=1000,
  alow={-37652.6888,698.668012,-1.313524351,0.01460648882,-1.802974829e-005,
        1.133031115e-008,-2.865589059e-012},
  blow={20974.78889,32.308026},
  ahigh={-6755466.57,17307.00212,-11.36812458,0.00561774474,-3.18078885e-007,
        -1.052342502e-010,1.111101879e-014},
  bhigh={-89540.70379999999,118.2377538},
  R=60.10391879303957);
```

```
constant IdealGases.Common.DataRecord BaI (  
  name="BaI",  
  MM=0.26423147,  
  Hf=-38745.10102827645,  
  H0=39348.54920952451,  
  Tlimit=1000,  
  alow={-4186.28554,10.33094613,4.42890023,0.0003026019976,-2.591429408e-007,  
    1.7416054e-010,-3.370062760000001e-014},  
  blow={-2636.169733,8.201924679999999},  
  ahigh={-3533859.66,7394.258,1.285151488,-0.002303429302,2.214839289e-006,-4.  
68109681e-010,  
    3.011371472e-014},  
  bhigh={-53402.2959,37.1044387},  
  R=31.46662280613282);
```

```
constant IdealGases.Common.DataRecord BaI2 (  
  name="BaI2",  
  MM=0.39113594,  
  Hf=-737441.7318950542,  
  H0=40370.70845496836,  
  Tlimit=1000,  
  alow={-4241.592729999999,-18.62214382,7.07855675,-0.0001793922821,  
    2.281437677e-007,-1.514647881e-010,4.08149836e-014},  
  blow={-36703.5149,3.16313897},  
  ahigh={-6048.2248,-0.362272945,7.00031745,-1.425793502e-007,3.43334942e-011,  
    -4.201754979999999e-015,2.047703474e-019},  
  bhigh={-36796.5075,3.61547532},  
  R=21.25724370918203);
```

```
constant IdealGases.Common.DataRecord BaO (  
  name="BaO",  
  MM=0.1533264,  
  Hf=-769263.4275636812,  
  H0=58790.31921443405,  
  Tlimit=1000,  
  alow={37643.985,-507.15553,5.39284728,-0.000411932469,-6.52789662e-007,  
    9.430588419999999e-010,-3.43660303e-013},  
  blow={-12755.52614,-3.75221376},  
  ahigh={13184816.98,-38542.5325,46.8674161,-0.02188646633,  
    5.335677450000001e-006,-5.1523043e-010,1.4330834e-014},  
  bhigh={230690.2396,-302.8332772},  
  R=54.22726940696449);
```

```
constant IdealGases.Common.DataRecord BaOplus (  
  name="BaOplus",  
  MM=0.1533258514,  
  Hf=3337367.321477009,  
  H0=61762.48762705387,  
  Tlimit=1000,  
  alow={356641.097,-3779.24671,16.73544137,-0.0130661161,2.686157445e-006,  
    4.044077950000001e-009,-2.016508813e-012},  
  blow={79832.68490000001,-72.8511855},  
  ahigh={-331767.923,1594.253495,3.22724781,0.00057226415,-1.147415658e-007,  
    1.382873231e-011,-6.38443703e-016},  
  bhigh={50252.4761,14.09092365},  
  R=54.22746343217109);
```

```

constant IdealGases.Common.DataRecord BaOH(
  name="BaOH",
  MM=0.15433434,
  Hf=-1453056.481143471,
  H0=72728.99213486773,
  Tlimit=1000,
 alow={37762.3151,-889.139022,9.531718,-0.0054588259,4.94178301e-006,-1.80932
7537e-009,
    2.050048305e-013},
  blow={-24418.52965,-24.89410158},
  ahigh={2637336.694,-8365.410400000001,15.99803975,-0.005098446049999999,
    1.594657431e-006,-2.180478542e-010,1.084610688e-014},
  bhigh={23935.50647,-74.9070579},
  R=53.87311728549849);

constant IdealGases.Common.DataRecord BaOHplus(
  name="BaOHplus",
  MM=0.1543337914,
  Hf=1308976.544717996,
  H0=73237.2340332462,
  Tlimit=1000,
  alow={27976.32165,-768.07694,9.05297844,-0.0043685779,3.52349726e-006,-8.386
36087e-010,
    -6.47545747e-014},
  blow={26232.80802,-22.64561641},
  ahigh={876673.843,-2335.8196,7.97316606,0.0001038679898,-6.31948578e-008,
    1.028729445e-011,-5.74180857e-016},
  bhigh={37725.1747,-19.30805001},
  R=53.87330878466322);

constant IdealGases.Common.DataRecord Ba_OH_2(
  name="Ba_OH_2",
  MM=0.17134168,
  Hf=-3540682.407222807,
  H0=101485.6688693609,
  Tlimit=1000,
  alow={57028.149,-1577.384797,16.59935325,-0.01039598275,
    9.6648896000000001e-006,-3.67362144e-009,4.62578499e-013},
  blow={-68351.58899999999,-58.51911699999999},
  ahigh={1762908.112,-4676.205419999999,13.95135494,0.0002051842928,-1.2572655
3e-007,
    2.048917625e-011,-1.144045777e-015},
  bhigh={-45459.6441,-49.2945719},
  R=48.52568271771352);

constant IdealGases.Common.DataRecord BaS(
  name="BaS",
  MM=0.169392,
  Hf=229475.5065174271,
  H0=56414.20492112969,
  Tlimit=1000,
  alow={13770.75147,-329.350056,5.81154584,-0.00284897376,3.57633602e-006,-2.3
25649347e-009,
    6.17280531e-013},
  blow={4964.43245,-3.497962615},
  ahigh={6104262.07,-22276.17479,35.9751351,-0.0215779374,7.31987235e-006,-1.0
89038636e-009,
    5.88410195e-014},

```

```
bhigh={140413.8006,-214.1776331},  
R=49.08420704637764);
```

```
constant IdealGases.Common.DataRecord Ba2(  
  name="Ba2",  
  MM=0.274654,  
  Hf=1296046.432966569,  
  H0=41357.9885965615,  
  Tlimit=1000,  
  alow={-12941.77083,-727.633008,14.64866569,-0.0396633165,5.89871106e-005,-4.  
23530056e-008,  
    1.189594362e-011},  
  blow={43867.1223,-41.4567367},  
  ahigh={216011.4547,195.0676877,2.253699771,0.0001507750613,-4.742515e-008,  
    7.04895196e-012,-3.54744017e-016},  
  bhigh={41677.6297,23.75906459},  
  R=30.27253198569837);
```

```
constant IdealGases.Common.DataRecord Be(  
  name="Be",  
  MM=0.009012181999999999,  
  Hf=35951337.86690061,  
  H0=687672.3084376237,  
  Tlimit=1000,  
  alow={-0.000411290152,5.36496736e-006,2.499999972,7.56920369e-011,-1.0978526  
52e-013,  
    8.00211024e-017,-2.303022777e-020},  
  blow={38222.6459,2.146172983},  
  ahigh={-692628.584,2466.773005,-0.9776613340000001,0.002458939515,-9.0479504  
19999999e-007,  
    1.587880407e-010,-9.415600603e-015},  
  bhigh={23002.12917,26.23234754},  
  R=922.581456965694);
```

```
constant IdealGases.Common.DataRecord Beplus(  
  name="Beplus",  
  MM=0.0090116334,  
  Hf=136457096.4460228,  
  H0=687714.1717726777,  
  Tlimit=1000,  
  alow={0,0,2.5,0,0,0,0},  
  blow={147152.8569,2.839228698},  
  ahigh={-94781.35979999999,276.8325398,2.191388413,0.0001648824289,-4.2801668  
2e-008,  
    4.54235047e-012,-6.270417825e-017},  
  bhigh={145385.0986,5.05550384},  
  R=922.6376208335329);
```

```
constant IdealGases.Common.DataRecord Beplusplus(  
  name="Beplusplus",  
  MM=0.009011084800000001,  
  Hf=332146638.7709501,  
  H0=687756.0402050593,  
  Tlimit=1000,  
  alow={0,0,2.5,0,0,0,0},  
  blow={359227.916,2.145990203},  
  ahigh={0,0,2.5,0,0,0,0},
```

```
bhigh={359227.916,2.145990203},
R=922.6937915399486);
```

```
constant IdealGases.Common.DataRecord BeBr (
  name="BeBr",
  MM=0.088916182000000001,
  Hf=1489563.598221075,
  H0=100893.9857539092,
  Tlimit=1000,
  alow={37462.8806,-472.233907,5.03940904,0.0005798853219999999,-1.937634343e-
006,
    1.793372625e-009,-5.67229558e-013},
  blow={17231.35679,-2.573912886},
  ahigh={821723.8139999999,-2850.509348,8.017266019999999,-0.002105663212,
    6.84913634e-007,-9.98912932e-011,5.192456840000001e-015},
  bhigh={32293.7287,-23.26810811},
  R=93.50909826515043);
```

```
constant IdealGases.Common.DataRecord BeBr2 (
  name="BeBr2",
  MM=0.168820182,
  Hf=-1386460.411469051,
  H0=76042.45445014389,
  Tlimit=1000,
  alow={-21186.98678,209.0382611,3.73117131,0.01115501549,-1.542821761e-005,
    1.052354444e-008,-2.850006057e-012},
  blow={-30904.56277,9.458917720000001},
  ahigh={-104133.1811,-154.3443092,7.61446541,-4.55670063e-005,
    1.003180548e-008,-1.146879501e-012,5.30179538e-017},
  bhigh={-29845.27608,-11.4936098},
  R=49.25046224627338);
```

```
constant IdealGases.Common.DataRecord BeCL (
  name="BeCL",
  MM=0.044465182,
  Hf=1274999.998875525,
  H0=199281.9235508808,
  Tlimit=1000,
  alow={20161.38947,-141.3988978,2.898223773,0.00606992551,-9.162038470000001e
-006,
    6.61262066e-009,-1.859126853e-012},
  blow={6626.691440000001,7.90018105},
  ahigh={280884.5146,-1103.100122,5.67118983,-0.0005443000450000001,
    1.459036606e-007,-1.230971735e-011,9.90080476e-017},
  bhigh={12246.49804,-8.38237137},
  R=186.9883721604918);
```

```
constant IdealGases.Common.DataRecord BeCL2 (
  name="BeCL2",
  MM=0.079918182,
  Hf=-4523865.920773824,
  H0=151165.3505831752,
  Tlimit=1000,
  alow={-22299.57657,152.8781667,3.71499471,0.0106777655,-1.397766942e-005,
    9.066693559999998e-009,-2.350292311e-012},
  blow={-45904.2823,6.682555572},
  ahigh={-115408.746,-248.4300053,7.68567214,-7.44496037e-005,
```

```
1.649479787e-008,-1.895997075e-012,8.804973950000001e-017},  
bhigh={-44687.4728,-15.00337407},  
R=104.0373015492269);
```

```
constant IdealGases.Common.DataRecord BeF(  
  name="BeF",  
  MM=0.0280105852,  
  Hf=-6091439.853245195,  
  H0=310993.3240523657,  
  Tlimit=1000,  
  alow={-46644.9723,788.717885,-1.463363201,0.01381790494,-1.591299964e-005,  
    9.35293152e-009,-2.229211181e-012},  
  blow={-25226.27476,31.976343},  
  ahigh={-185794.1543,47.76082770000001,4.26998602,0.0002310668473,-6.65721492  
0000001e-008,  
    1.152149888e-011,-6.33558644e-016},  
  bhigh={-22579.5096,-0.218478727},  
  R=296.8332128955307);
```

```
constant IdealGases.Common.DataRecord BeF2(  
  name="BeF2",  
  MM=0.0470089884,  
  Hf=-16945445.18213883,  
  H0=231440.0792338684,  
  Tlimit=1000,  
  alow={7490.27024,-287.8053102,5.43471282,0.00390323346,-2.214865601e-006,-1.  
965806119e-010,  
    4.04236227e-013},  
  blow={-95916.15640000001,-5.61661692},  
  ahigh={-64820.1807,-768.455606,8.062860840000001,-0.0002227502549,  
    4.89159866e-008,-5.58788672e-012,2.583409761e-016},  
  bhigh={-93954.9549,-21.25660266},  
  R=176.8698345357289);
```

```
constant IdealGases.Common.DataRecord BeH(  
  name="BeH",  
  MM=0.010020122,  
  Hf=34156480.72947615,  
  H0=863073.7230544697,  
  Tlimit=1000,  
  alow={-1615.149125,-59.3528608,4.5072691,-0.00526418961,1.145319967e-005,-9.  
247883590000001e-009,  
    2.700364753e-012},  
  blow={40301.93040000001,-3.48511705},  
  ahigh={-2424081.636,6597.39846,-3.62631648,0.00457963435,-1.163329056e-006,  
    1.297785691e-010,-5.29188581e-015},  
  bhigh={-2489.846221,52.1601869},  
  R=829.7775216708938);
```

```
constant IdealGases.Common.DataRecord BeHplus(  
  name="BeHplus",  
  MM=0.0100195734,  
  Hf=117591728.1069072,  
  H0=862706.4900787092,  
  Tlimit=1000,  
  alow={-32206.1102,252.0229596,3.20771957,-0.00219128729,6.90253449e-006,-5.7  
6952263e-009,
```

```

    1.656414969e-012},
    blow={139253.066,3.30704477},
    ahigh={462234.1589999999,-1760.169629,5.37990555,2.742462444e-005,-1.1672081
7e-007,
    3.55717791e-011,-2.569695765e-015},
    bhigh={151585.9734,-13.69222641},
    R=829.822954338555);

```

```

constant IdealGases.Common.DataRecord BeH2 (
    name="BeH2",
    MM=0.011028062,
    Hf=14608088.25703011,
    H0=835967.6432722267,
    Tlimit=1000,
    alow={90653.14900000001,-1320.65722,9.90130806,-0.01255772231,
    2.205704068e-005,-1.633609388e-008,4.50510324e-012},
    blow={24645.61869,-36.3582675},
    ahigh={607426.201,-3407.53425,9.79237036,-0.000825461482,1.915656246e-007,-1
.962774813e-011,
    8.9299086600000001e-016},
    bhigh={37931.052,-42.5465358},
    R=753.9377272271411);

```

```

constant IdealGases.Common.DataRecord BeI (
    name="BeI",
    MM=0.135916652,
    Hf=1526334.749622879,
    H0=66872.66693414432,
    Tlimit=1000,
    alow={35300.5481,-519.095026,5.71450524,-0.00140907364,7.66477212e-007,-2.60
1945105e-011,
    -8.230960639999999e-014},
    blow={26379.03657,-5.14099784},
    ahigh={-532820.662,1139.497861,3.62917166,0.0001704033769,1.067048688e-007,
    -3.58945788e-011,2.72276956e-015},
    bhigh={15854.74307,9.370951270000001},
    R=61.17331377468009);

```

```

constant IdealGases.Common.DataRecord BeI2 (
    name="BeI2",
    MM=0.262821122,
    Hf=-246401.2424389543,
    H0=51139.53131970877,
    Tlimit=1000,
    alow={359.272618,-48.6605901,5.24157118,0.007830305059999999,-1.169525374e-0
05,
    8.3895839100000001e-009,-2.356636003e-012},
    blow={-9333.22092,2.896318281},
    ahigh={-93923.72840000001,-89.5921438,7.56555479,-2.577727326e-005,
    5.61426533e-009,-6.35966385e-013,2.917080336e-017},
    bhigh={-9814.768620000001,-9.03204281},
    R=31.63547867359002);

```

```

constant IdealGases.Common.DataRecord BeN (
    name="BeN",
    MM=0.023018882,
    Hf=18549988.65713808,

```



```
H0=379046.2542881101,  
Tlimit=1000,  
alow={-42477.8363,759.0188900000001,-1.561469235,0.01496945721,-1.83560888e-  
005,  
    1.146861461e-008,-2.897470581e-012},  
blow={46830.0332,32.56973759},  
ahigh={-59096.9616,-307.8649431,4.72795915,-3.92815883e-005,  
    2.006201069e-008,-2.300018068e-012,1.066101831e-016},  
bhigh={51560.9571,-3.031380625},  
R=361.2022512648529);
```

```
constant IdealGases.Common.DataRecord BeO(  
    name="BeO",  
    MM=0.025011582,  
    Hf=5155223.847895747,  
    H0=347363.2335611557,  
    Tlimit=1000,  
    alow={-48694.58319999999,721.347362,-0.378415732,0.008792203849999999,-7.070  
15126e-006,  
    2.25017562e-009,-2.799117872e-014},  
    blow={11014.66639,25.74081184},  
    ahigh={-35034724.5,105585.9473,-116.5011722,0.0647736948,-1.649656058e-005,  
    2.0055584e-009,-9.426891790000001e-014},  
    bhigh={-657001.8000000001,864.0898030000001},  
    R=332.4248742042786);
```

```
constant IdealGases.Common.DataRecord BeOH(  
    name="BeOH",  
    MM=0.026019522,  
    Hf=-3832419.404168916,  
    H0=415013.38879323,  
    Tlimit=1000,  
    alow={-38530.2452,449.8059289999999,1.532096459,0.01299912603,-1.708979996e-  
005,  
    1.169968182e-008,-3.16318371e-012},  
    blow={-15590.46567,15.4554293},  
    ahigh={855033.031,-2646.537838,8.204784630000001,1.110814513e-005,-4.265364e  
-008,  
    7.926511920000001e-012,-4.64541952e-016},  
    bhigh={3121.216271,-25.71641308},  
    R=319.5474536388486);
```

```
constant IdealGases.Common.DataRecord BeOHplus(  
    name="BeOHplus",  
    MM=0.0260189734,  
    Hf=29208835.73369579,  
    H0=367074.5902680389,  
    Tlimit=1000,  
    alow={71061.19160000001,-806.8981600000001,5.60310781,0.004932070859999999,  
    -7.722847159999999e-006,5.910889809999999e-009,-1.695201901e-012},  
    blow={94407.8242,-10.88099852},  
    ahigh={813487.439,-2814.653683,8.381145009999999,-6.94207328e-005,-2.3695358  
06e-008,  
    5.67810638e-012,-3.58325356e-016},  
    bhigh={107312.9932,-29.01093335},  
    R=319.5541911734304);
```

```

constant IdealGases.Common.DataRecord Be_OH_2 (
  name="Be_OH_2",
  MM=0.043026862,
  Hf=-14848036.46614991,
  H0=353868.6600012801,
  Tlimit=1000,
  a_low={7863.08983,-739.7142249999999,10.43303334,0.00451424953,-6.95060153e-0
06,
        5.77703004e-009,-1.727199382e-012},
  b_low={-75856.7696,-33.0146661},
  a_high={1722889.403,-5242.47719,14.86877785,3.93149836e-005,-8.92027631e-008,
        1.630912925e-011,-9.505371139999999e-016},
  b_high={-46428.2384,-64.7680402},
  R=193.2390979383995);

constant IdealGases.Common.DataRecord BeS (
  name="BeS",
  MM=0.041077182,
  Hf=6015390.880513663,
  H0=213746.5515526357,
  Tlimit=1000,
  a_low={-7390.57908,282.8134792,0.65520194,0.01076012495,-1.398380157e-005,
        8.81841889e-009,-2.110588578e-012},
  b_low={27515.93294,19.80493561},
  a_high={-16557083.61,54314.6612,-63.5185925,0.0396409199,-1.078978696e-005,
        1.394030343e-009,-6.93695504e-014},
  b_high={-312155.9628,480.3454935},
  R=202.4109638290182);

constant IdealGases.Common.DataRecord Be2 (
  name="Be2",
  MM=0.018024364,
  Hf=35371196.34290564,
  H0=545823.3089389452,
  Tlimit=1000,
  a_low={-158087.381,2035.567774,-3.69158063,0.01028818435,-9.60385451e-006,
        4.7075194199999999e-009,-9.374688790000001e-013},
  b_low={65269.68369999999,48.7932499},
  a_high={101003.4484,141.4207488,2.292070182,0.0001543331824,-5.801043e-008,
        1.003129697e-011,-5.68281834e-016},
  b_high={75501.3973,12.38758616},
  R=461.290728482847);

constant IdealGases.Common.DataRecord Be2CL4 (
  name="Be2CL4",
  MM=0.159836364,
  Hf=-5127775.385330963,
  H0=141653.5225989,
  Tlimit=1000,
  a_low={121615.2589,-2000.824823,17.23384275,0.00581044828,-1.362970089e-005,
        1.156602362e-008,-3.5522558e-012},
  b_low={-92064.75470000001,-61.37959773999999},
  a_high={-335492.008,-231.6199283,16.17047912,-6.73440595e-005,
        1.472073032e-008,-1.672352806e-012,7.68877397e-017},
  b_high={-103107.5197,-50.47009374},
  R=52.01865077461346);

```

```
constant IdealGases.Common.DataRecord Be2F4 (  
  name="Be2F4",  
  MM=0.0940179768,  
  Hf=-18418816.28322808,  
  H0=210965.0587588479,  
  Tlimit=1000,  
  alow={-6327.70187,-69.0253372,5.47093723,0.03097341347,-4.09431006e-005,  
    2.668113685e-008,-6.942909560000001e-012},  
  blow={-210597.9269,-0.2073546195},  
  ahigh={-368183.495,-943.919148,16.70099855,-0.0002797974015,  
    6.178061719999999e-008,-7.08308019e-012,3.28279104e-016},  
  bhigh={-208904.5725,-60.9266576},  
  R=88.43491726786446);  
  
constant IdealGases.Common.DataRecord Be2O (  
  name="Be2O",  
  MM=0.034023764,  
  Hf=-1088468.724389224,  
  H0=328899.1188629218,  
  Tlimit=1000,  
  alow={-426.367357,-115.9556261,4.08267777,0.01015885064,-1.326015538e-005,  
    8.48895536e-009,-2.168039077e-012},  
  blow={-5362.25812,1.253737886},  
  ahigh={-141264.6378,-349.864459,7.76093268,-0.0001044953518,  
    2.313342334e-008,-2.657722263e-012,1.233820439e-016},  
  bhigh={-5172.38549,-18.54887619},  
  R=244.3724921205073);  
  
constant IdealGases.Common.DataRecord Be2OF2 (  
  name="Be2OF2",  
  MM=0.0720205704,  
  Hf=-16725415.99309522,  
  H0=230279.6813172699,  
  Tlimit=1000,  
  alow={-27834.91921,178.2881461,4.09425136,0.02270142496,-2.672688189e-005,  
    1.572575618e-008,-3.73607058e-012},  
  blow={-148008.1903,7.35349477},  
  ahigh={-228182.6506,-1130.355396,13.83400563,-0.000331608064,  
    7.30492101e-008,-8.36270438e-012,3.87218498e-016},  
  bhigh={-143139.0587,-47.3915023},  
  R=115.4457949141708);  
  
constant IdealGases.Common.DataRecord Be2O2 (  
  name="Be2O2",  
  MM=0.050023164,  
  Hf=-8228893.898034918,  
  H0=218477.4237791116,  
  Tlimit=1000,  
  alow={-30317.1953,1163.353177,-8.73315595,0.0537200293,-7.27943919e-005,  
    4.89492825e-008,-1.312147056e-011},  
  blow={-55469.3688,69.53282640000001},  
  ahigh={-396057.6640000001,-907.4948830000001,10.67160422,-0.0002670905218,  
    5.87762999e-008,-6.71866409e-012,3.105949075e-016},  
  bhigh={-48611.1433,-36.1654689},  
  R=166.2124371021393);  
  
constant IdealGases.Common.DataRecord Be3O3 (  

```

```

    name="Be3O3",
    MM=0.075034746,
    Hf=-13643287.71100258,
    H0=201583.0506043161,
    Tlimit=1000,
    a_low={-27380.72346,874.38326,-6.59960612,0.0653302114,-8.762305740000001e-00
5,
        5.81724479e-008,-1.5406005e-011},
    b_low={-128467.9012,58.3720312},
    a_high={-589080.936,-1392.823588,17.03450699,-0.000412733074,9.10752915e-008,
        -1.043465231e-011,4.83305377e-016},
    b_high={-121904.5534,-70.0061451},
    R=110.8082914014262);

constant IdealGases.Common.DataRecord Be4O4 (
    name="Be4O4",
    MM=0.100046328,
    Hf=-16485308.50627521,
    H0=158265.6686810135,
    Tlimit=1000,
    a_low={-68932.5564,1687.565069,-14.79616594,0.1007319774,-0.0001291057622,
        8.2431367600000001e-008,-2.111283987e-011},
    b_low={-207287.7151,100.2507262},
    a_high={-884133.8459999999,-2726.394165,24.02941774,-0.0008114675460000001,
        1.794255972e-007,-2.059359498e-011,9.5529053300000001e-016},
    b_high={-192371.0587,-113.662075},
    R=83.10621855106966);

constant IdealGases.Common.DataRecord Br (
    name="Br",
    MM=0.079904,
    Hf=1400055.066079295,
    H0=77560.92310772926,
    Tlimit=1000,
    a_low={-3700.29391,61.4521542,2.092120721,0.00137681887,-2.445566658e-006,
        2.050975161e-009,-5.144249091e-013},
    b_low={12425.08647,8.996166199999999},
    a_high={-4789717.399999999,16920.51999,-20.24085357,0.01395620355,-3.65623056
e-006,
        4.489781e-010,-2.122507526e-014},
    b_high={-92070.54960000001,166.1695929},
    R=104.0557669203044);

constant IdealGases.Common.DataRecord Brplus (
    name="Brplus",
    MM=0.07990345139999999,
    Hf=15743087.58832913,
    H0=77561.53071505495,
    Tlimit=1000,
    a_low={39811.8742,-475.158147,4.73457898,-0.00516932479,5.90585752e-006,-2.88
5129283e-009,
        5.0548942900000001e-013},
    b_low={152905.2046,-5.76928322},
    a_high={1741149.829,-5455.46567,8.470663350000001,-0.002683465574,
        6.59045456e-007,-7.9537703e-011,3.735898818e-015},
    b_high={185178.1643,-36.3790903},
    R=104.0564813449348);

```

```
constant IdealGases.Common.DataRecord Brminus(
```

```
  name="Brminus",  
  MM=0.0799045486,  
  Hf=-2740776.036371977,  
  H0=77560.39059833948,  
  Tlimit=1000,  
  alow={0,0,2.5,0,0,0,0},  
  blow={-27084.92743,5.41955617},  
  ahigh={0,0,2.5,0,0,0,0},  
  bhigh={-27084.92743,5.41955617},  
  R=104.055052505484);
```

```
constant IdealGases.Common.DataRecord BrCL(
```

```
  name="BrCL",  
  MM=0.115357,  
  Hf=128202.9959170228,  
  H0=81547.82978059414,  
  Tlimit=1000,  
  alow={16532.91583,-357.876928,5.70062216,-0.002201257188,2.415146969e-006,-1  
.371032976e-009,  
    3.22780342e-013},  
  blow={2252.619279,-4.155659669},  
  ahigh={-128486.3067,-1138.379626,7.9640408,-0.00343805667,1.524999514e-006,  
    -2.761469114e-010,1.694450407e-014},  
  bhigh={5938.264260000001,-19.25044389},  
  R=72.07600752446753);
```

```
constant IdealGases.Common.DataRecord BrF(
```

```
  name="BrF",  
  MM=0.098902403199999999,  
  Hf=-595045.6520352784,  
  H0=91212.22243465163,  
  Tlimit=1000,  
  alow={38361.4319,-518.461197,5.45832705,-0.00056568431,-4.12131197e-007,  
    7.85991348e-010,-3.03616152e-013},  
  blow={-5595.53991,-4.9011295},  
  ahigh={3771388.47,-12674.9343,20.8055593,-0.0102635936,3.30820359e-006,-4.90  
319225e-010,  
    2.64827508e-014},  
  bhigh={70626.0972,-113.02536},  
  R=84.06744154827575);
```

```
constant IdealGases.Common.DataRecord BrF3(
```

```
  name="BrF3",  
  MM=0.1368992096,  
  Hf=-1867067.025053153,  
  H0=107463.1478369032,  
  Tlimit=1000,  
  alow={111645.5127,-1959.42433,15.26220126,-0.0079993623,6.98203026e-006,-3.2  
4275796e-009,  
    6.16475146e-013},  
  blow={-23453.41551,-55.226336},  
  ahigh={-188653.224,-82.45232970000001,10.06180694,-2.477319092e-005,  
    5.47857686e-009,-6.28265526e-013,2.910628214e-017},  
  bhigh={-33868.0037,-22.98937369},  
  R=60.73425861474075);
```

```

constant IdealGases.Common.DataRecord BrF5(
  name="BrF5",
  MM=0.174896016,
  Hf=-2451742.525684519,
  H0=109633.9610160131,
  Tlimit=1000,
  a_low={221136.6805,-4024.80922,27.34900212,-0.01832254979,1.721754649e-005,-8
.75350863e-009,
    1.860196959e-012},
  b_low={-35374.4767,-124.4296466},
  a_high={-375764.764,-157.5896472,16.11869838,-4.776497799999999e-005,
    1.059755365e-008,-1.218527723e-012,5.65753545e-017},
  b_high={-56672.66800000001,-55.4083931},
  R=47.53951628034798);

constant IdealGases.Common.DataRecord BrO(
  name="BrO",
  MM=0.0959034,
  Hf=1311736.601622049,
  H0=94480.48765737189,
  Tlimit=1000,
  a_low={14554.31116,122.5152439,-0.3058728672,0.02117309202,-3.49426119e-005,
    2.622639719e-008,-7.50805954e-012},
  b_low={13891.49932,25.27867438},
  a_high={-2392612.795,6932.79313,-2.513183892,0.00344654456,-7.569536839999999
e-007,
    6.51429134e-011,-1.715768736e-015},
  b_high={-30844.99064,53.6104836},
  R=86.6963215068496);

constant IdealGases.Common.DataRecord OBrO(
  name="OBrO",
  MM=0.1119028,
  Hf=1357915.31579192,
  H0=101826.1383986817,
  Tlimit=1000,
  a_low={34702.13230000001,-340.134182,3.93225162,0.01215938586,-1.901501702e-0
05,
    1.398631495e-008,-3.99289976e-012},
  b_low={18759.55788,6.36123518},
  a_high={-162450.466,-145.3689372,7.10582213,-4.14136207e-005,
    8.981833259999999e-009,-1.013712869e-012,4.63513314e-017},
  b_high={16500.75386,-9.11181792},
  R=74.300839657274);

constant IdealGases.Common.DataRecord BrOO(
  name="BrOO",
  MM=0.1119028,
  Hf=965123.3034383413,
  H0=114837.6984311385,
  Tlimit=1000,
  a_low={-44176.199,495.963716,3.23988495,0.00594150211,-3.40269677e-006,-3.444
77816e-011,
    4.81195795e-013},
  b_low={8815.22198,16.07446878},
  a_high={6172.483480000001,-658.504966,7.48395533,-0.0001920530746,
    4.22694617e-008,-4.83739261e-012,2.23974132e-016},
  b_high={14603.5347,-9.85038024},

```

R=74.300839657274);

```
constant IdealGases.Common.DataRecord BrO3(  
  name="BrO3",  
  MM=0.1279022,  
  Hf=1726480.740753482,  
  H0=102428.5821510498,  
  Tlimit=1000,  
  alow={106390.1881,-1501.928813,9.70365743,0.00813300076,-1.531857845e-005,  
    1.199117619e-008,-3.51274787e-012},  
  blow={32331.3599,-27.3512543},  
  ahigh={-282285.1113,-235.8973461,10.17525279,-6.97845105e-005,  
    1.535701661e-008,-1.75445495e-012,8.10410015e-017},  
  bhigh={24011.4014,-25.88197197},  
  R=65.00648151478239);
```

```
constant IdealGases.Common.DataRecord Br2(  
  name="Br2",  
  MM=0.159808,  
  Hf=193419.6035242291,  
  H0=60855.00725871045,  
  Tlimit=1000,  
  alow={7497.04754,-235.0884557,5.49193432,-0.002227573303,2.932401703e-006,-1  
.954889514e-009,  
    5.31230789e-013},  
  blow={3521.47505,-1.96415157},  
  ahigh={-4311698.57,11112.68634,-5.55577561,0.00363051659,-2.754164226e-007,  
    -6.21750676e-011,7.37534162e-015},  
  bhigh={-70365.8416,78.7847802},  
  R=52.02788346015218);
```

```
constant IdealGases.Common.DataRecord BrBrO(  
  name="BrBrO",  
  MM=0.1758074,  
  Hf=955591.1753430174,  
  H0=74726.64973146751,  
  Tlimit=1000,  
  alow={16174.98037,-246.4406776,5.91285845,0.00498035428,-8.09995825e-006,  
    6.0727762600000001e-009,-1.753715313e-012},  
  blow={19740.12093,2.009704963},  
  ahigh={-85371.0175,-64.8704607,7.04715935,-1.843088186e-005,3.99226786e-009,  
    -4.50068795e-013,2.055867395e-017},  
  bhigh={18215.66655,-3.162186125},  
  R=47.29307185021791);
```

```
constant IdealGases.Common.DataRecord BrOBr(  
  name="BrOBr",  
  MM=0.1758074,  
  Hf=612255.2634303221,  
  H0=70526.37147241812,  
  Tlimit=1000,  
  alow={64050.6891,-1062.722566,9.907866289999999,-0.00447049247,  
    3.91370107e-006,-1.805444867e-009,3.36613255e-013},  
  blow={16429.21537,-23.50319399},  
  ahigh={-96866.60249999999,-39.5739527,7.02943438,-1.171881908e-005,  
    2.576958549e-009,-2.941186078e-013,1.357198784e-017},  
  bhigh={10769.42321,-5.69777938},
```

```
R=47.29307185021791);
```

```
constant IdealGases.Common.DataRecord C(  
  name="C",  
  MM=0.0120107,  
  Hf=59670127.46967287,  
  H0=544172.696012722,  
  Tlimit=1000,  
  alow={649.503147,-0.964901086,2.504675479,-1.281448025e-005,  
        1.980133654e-008,-1.606144025e-011,5.314483411e-015},  
  blow={85457.6311,4.747924288},  
  ahigh={-128913.6472,171.9528572,2.646044387,-0.000335306895,1.74209274e-007,  
        -2.902817829e-011,1.642182385e-015},  
  bhigh={84105.9785,4.130047418},  
  R=692.2554055966764);
```

```
constant IdealGases.Common.DataRecord Cplus(  
  name="Cplus",  
  MM=0.0120101514,  
  Hf=150659589.6867712,  
  H0=553638.482858759,  
  Tlimit=1000,  
  alow={2258.535929,-1.574575687,2.50363773,-5.20287837e-006,4.51690839e-009,  
        -2.181431053e-012,4.495047033e-016},  
  blow={216895.1913,4.345699505},  
  ahigh={12551.12551,-34.1187467,2.543383218,-2.805120849e-005,  
        9.751641969999999e-009,-1.736855394e-012,1.246191931e-016},  
  bhigh={217100.1786,4.063913515},  
  R=692.2870264566357);
```

```
constant IdealGases.Common.DataRecord Cminus(  
  name="Cminus",  
  MM=0.0120112486,  
  Hf=48980273.04172191,  
  H0=517751.0021730797,  
  Tlimit=1000,  
  alow={4.67129153,-0.001986169369,2.500008638,-1.976750928e-008,  
        2.478947477e-011,-1.610664044e-014,4.23650681e-018},  
  blow={70012.18549999999,4.879570141},  
  ahigh={4.25317572,0.0005778186479999999,2.499999424,2.836136231e-010,-7.3272  
5342e-014,  
        9.478507810000001e-018,-4.830487319999999e-022},  
  bhigh={70012.17170000001,4.879624211},  
  R=692.22378762521);
```

```
constant IdealGases.Common.DataRecord CBr(  
  name="CBr",  
  MM=0.0919147,  
  Hf=5335727.756278375,  
  H0=104609.1212831027,  
  Tlimit=1000,  
  alow={4324.44688,-159.6366559,4.85785659,-0.000438943916,4.40886363e-007,-2.  
281330618e-010,  
        5.44561822e-014},  
  blow={58476.7725,0.1351169646},  
  ahigh={1021862.102,-3243.48436,8.38822656,-0.002242155508,  
        6.988355369999999e-007,-9.719134370000001e-011,4.71697624e-015},
```



```
bhigh={78059.24059999999,-25.18386915},  
R=90.45856647522105);
```

```
constant IdealGases.Common.DataRecord CBr2(  
  name="CBr2",  
  MM=0.1718187,  
  Hf=1959177.429464895,  
  H0=70986.5631622169,  
  Tlimit=1000,  
  alow={72481.97839999999,-1128.26123,9.822303379999999,-0.0038727481,  
    2.904819596e-006,-1.061380159e-009,1.297474642e-013},  
  blow={44377.71599999999,-23.61121795},  
  ahigh={-744143.141,421.542783,8.796797740000001,-0.002726562507,  
    1.336438546e-006,-2.304854483e-010,1.337493953e-014},  
  bhigh={33646.1814,-15.99565135},  
  R=48.39096093731357);
```

```
constant IdealGases.Common.DataRecord CBr3(  
  name="CBr3",  
  MM=0.2517227,  
  Hf=933566.9766771132,  
  H0=61903.25703641347,  
  Tlimit=1000,  
  alow={85635.1626,-1275.764123,11.17190031,0.002341705749,-6.54067141e-006,  
    5.73671714e-009,-1.777823046e-012},  
  blow={32432.1589,-27.66468801},  
  ahigh={-192649.8949,-132.4072178,10.09808665,-3.89504082e-005,  
    8.55044501e-009,-9.747493679999999e-013,4.49424559e-017},  
  bhigh={25415.76129,-18.66868947},  
  R=33.03028292641069);
```

```
constant IdealGases.Common.DataRecord CBr4(  
  name="CBr4",  
  MM=0.33162670000000001,  
  Hf=239727.3802139574,  
  H0=61434.48039618039,  
  Tlimit=1000,  
  alow={102308.3739,-1735.600709,16.51317914,-0.003147664747,2.924135486e-007,  
    1.360605681e-009,-6.43175865e-013},  
  blow={15005.02543,-55.3647676},  
  ahigh={-205978.5072,-104.8517002,13.0777255,-3.086857556e-005,  
    6.77530981e-009,-7.72183754e-013,3.55921824e-017},  
  bhigh={5615.89394,-32.8378763},  
  R=25.0717810116013);
```

```
constant IdealGases.Common.DataRecord CCL(  
  name="CCL",  
  MM=0.0474637,  
  Hf=9114566.668843769,  
  H0=197943.1228496725,  
  Tlimit=1000,  
  alow={17070.70049,-14.63803497,2.334108251,0.00720209913,-1.034120045e-005,  
    7.2281067e-009,-1.985123755e-012},  
  blow={51233.503,12.00820386},  
  ahigh={590050.763,-2075.31146,6.88001723,-0.001294796228,3.88313798e-007,-5.  
00698163e-011,  
    2.218229619e-015},
```

```
bhigh={63589.2205,-16.10664472},
R=175.1753866639137);
```

```
constant IdealGases.Common.DataRecord CCL2(
  name="CCL2",
  MM=0.082916700000000001,
  Hf=2688724.310060578,
  H0=137761.8501459899,
  Tlimit=1000,
  a_low={75096.231500000001,-1034.728559,8.061704539999999,0.001487134213,-4.564
81711e-006,
    3.95488581e-009,-1.166197091e-012},
  b_low={30524.09293,-17.39691692},
  a_high={-6437455.17,19584.13353,-16.04038625,0.01238833906,-3.013367274e-006,
    3.47346892e-010,-1.553272793e-014},
  b_high={-99612.42159999999,155.6949315},
  R=100.2749988844225);
```

```
constant IdealGases.Common.DataRecord CCL2Br2(
  name="CCL2Br2",
  MM=0.2427247,
  Hf=41198.93855054718,
  H0=77008.69338802355,
  Tlimit=1000,
  a_low={101849.5619,-1740.854039,15.21338304,0.00112825651,-5.8754054900000001e
-006,
    5.65988697e-009,-1.821576512e-012},
  b_low={6918.57219,-50.153858189999999},
  a_high={-255334.7012,-159.8005477,13.1186093,-4.7174438700000001e-005,
    1.036912808e-008,-1.183321687e-012,5.46061269e-017},
  b_high={-2588.63698,-34.61705319},
  R=34.25474210082452);
```

```
constant IdealGases.Common.DataRecord CCL3(
  name="CCL3",
  MM=0.1183697,
  Hf=600897.0200988936,
  H0=121652.7540409412,
  Tlimit=1000,
  a_low={34144.7165,-554.796973,6.84554439,0.01242006495,-2.036896881e-005,
    1.554979993e-008,-4.56894011e-012},
  b_low={9388.56882,-7.143598465},
  a_high={-542757.254,680.902062,9.047723619999999,0.0001324277766,
    6.30126304e-008,-2.6566392e-011,2.105668053e-015},
  b_high={386.621615,-15.28745849},
  R=70.24155674974254);
```

```
constant IdealGases.Common.DataRecord CCL3Br(
  name="CCL3Br",
  MM=0.1982737,
  Hf=-216871.9300643504,
  H0=90705.67099922984,
  Tlimit=1000,
  a_low={104966.8463,-1793.828482,14.89250892,0.00239712831,-7.78961547e-006,
    7.01661711e-009,-2.196069746e-012},
  b_low={910.1349309999999,-50.58348139},
  a_high={-277232.4186,-184.0310333,13.13673812,-5.44391001e-005,
```

```
1.197658923e-008,-1.367818632e-012,6.3161647900000001e-017},  
bhigh={-8895.857689999999,-36.69528209},  
R=41.93431604897675);
```

```
constant IdealGases.Common.DataRecord CCL4(  
  name="CCL4",  
  MM=0.1538227,  
  Hf=-621494.746874161,  
  H0=111547.3333909754,  
  Tlimit=1000,  
  alow={109338.5626,-1861.731846,14.49632467,0.00394948516,-1.010805379e-005,  
    8.64551417e-009,-2.642368852e-012},  
  blow={-4948.00623,-51.8028475},  
  ahigh={-304307.8255,-216.8170491,13.16132386,-6.43112489e-005,  
    1.416482497e-008,-1.61934332e-012,7.48397435e-017},  
  bhigh={-15123.2007,-39.968443},  
  R=54.05230827439643);
```

```
constant IdealGases.Common.DataRecord CF(  
  name="CF",  
  MM=0.0310091032,  
  Hf=7813834.487157951,  
  H0=292337.0257286254,  
  Tlimit=1000,  
  alow={-45827.8668,797.263589,-1.364936319,0.01312359375,-1.457012892e-005,  
    8.25327668e-009,-1.896351845e-012},  
  blow={24382.5962,32.4806528},  
  ahigh={-132980.71,-121.4340891,4.45241362,0.0001293786948,-3.67055059e-008,  
    6.590212389999999e-012,-3.73126161e-016},  
  bhigh={28159.34108,-0.664046873},  
  R=268.1300373756052);
```

```
constant IdealGases.Common.DataRecord CFplus(  
  name="CFplus",  
  MM=0.0310085546,  
  Hf=36943485.87921605,  
  H0=280487.0821034657,  
  Tlimit=1000,  
  alow={-59752.132,927.6863649999999,-1.866581982,0.01384340912,-1.51342886e-0  
05,  
    8.51855634e-009,-1.959577655e-012},  
  blow={132351.941,34.1201319},  
  ahigh={-80537.6278,-339.027509,4.7083735,-3.96314831e-005,2.497996218e-008,  
    -5.23679043e-012,5.31394913e-016},  
  bhigh={138133.7068,-3.92051473},  
  R=268.1347811032766);
```

```
constant IdealGases.Common.DataRecord CFBr3(  
  name="CFBr3",  
  MM=0.2707211032,  
  Hf=-443260.6050343547,  
  H0=67387.07763953881,  
  Tlimit=1000,  
  alow={51492.4428,-936.479664,10.44260886,0.01205370047,-1.876290291e-005,  
    1.344488618e-008,-3.73054576e-012},  
  blow={-12432.46293,-23.63948551},  
  ahigh={-272915.8956,-332.816465,13.24822519,-9.92707754e-005,
```

```

    2.193640054e-008,-2.515424945e-012,1.165680878e-016},
    bhigh={-17301.85479,-36.2681843},
    R=30.71231574384335);

```

```

constant IdealGases.Common.DataRecord CFCL (
    name="CFCL",
    MM=0.0664621032,
    Hf=388879.8692124447,
    H0=164039.0760309253,
    Tlimit=1000,
    a_low={15419.97945,-82.74039809999999,2.501701822,0.01390738086,-1.8957347e-0
05,
    1.261934581e-008,-3.33345382e-012},
    b_low={2411.755114,13.31517094},
    a_high={-268163.0077,-2.328091539,6.83463383,0.0001565270633,-5.9677551600000
01e-008,
    9.82092446e-012,-5.05889721e-016},
    b_high={301.7669604,-9.005085128999999},
    R=125.1009462487188);

```

```

constant IdealGases.Common.DataRecord CFCLBr2 (
    name="CFCLBr2",
    MM=0.2262701032,
    Hf=-773411.9422985264,
    H0=77332.45688465308,
    Tlimit=1000,
    a_low={58987.9974,-1050.714861,10.39349401,0.01273690622,-1.999097478e-005,
    1.43820423e-008,-4.00013035e-012},
    b_low={-18377.99602,-24.17479131},
    a_high={-296081.1596,-353.12762,13.26346169,-0.0001053860298,2.32908508e-008,
    -2.670979639e-012,1.237844667e-016},
    b_high={-23875.94306,-36.84977271},
    R=36.74578250689551);

```

```

constant IdealGases.Common.DataRecord CFCL2 (
    name="CFCL2",
    MM=0.1019151032,
    Hf=-1030269.280049161,
    H0=129685.9207811703,
    Tlimit=1000,
    a_low={26113.98792,-335.35659,4.09467308,0.01960244711,-2.762775193e-005,
    1.880124302e-008,-5.0474103e-012},
    b_low={-12512.98871,6.870882561},
    a_high={-265311.8323,-446.972417,10.33334881,-0.0001333673368,
    2.948755634e-008,-3.3833062e-012,1.568746348e-016},
    b_high={-13931.60489,-25.56817972},
    R=81.58233410884678);

```

```

constant IdealGases.Common.DataRecord CFCL2Br (
    name="CFCL2Br",
    MM=0.1818191032,
    Hf=-1292493.450160192,
    H0=92017.68519117852,
    Tlimit=1000,
    a_low={65299.592200000001,-1135.235485,10.09526872,0.01401380147,-2.191705096e
-005,
    1.573404132e-008,-4.36934034e-012},

```

```
blow={-25044.88145,-24.51093103},
ahigh={-321545.505,-388.412962,13.28990796,-0.0001160048581,
2.564498787e-008,-2.941639768e-012,1.363542881e-016},
bhigh={-30974.21144,-38.71356695},
R=45.72936426187367);
```

```
constant IdealGases.Common.DataRecord CFCL3 (
  name="CFCL3",
  MM=0.1373681032,
  Hf=-2065253.820873898,
  H0=116938.2383959423,
  Tlimit=1000,
  alow={74001.740000000001,-1252.282466,10.01327229,0.01475107601,-2.315635251e
-005,
1.664207025e-008,-4.62292996e-012},
  blow={-30205.08601,-27.08387087},
  ahigh={-345046.478,-417.782145,13.31196736,-0.0001248759531,
2.761391353e-008,-3.16820764e-012,1.468834601e-016},
  bhigh={-36740.6719,-41.56886057000001},
  R=60.52694771430753);
```

```
constant IdealGases.Common.DataRecord CF2 (
  name="CF2",
  MM=0.0500075064,
  Hf=-3731439.806404744,
  H0=206987.1654308282,
  Tlimit=1000,
  alow={-37970.2627,873.1800030000001,-3.46019157,0.02746253741,-3.4746219e-00
5,
2.204470693e-008,-5.62175085e-012},
  blow={-27467.97157,44.5677807},
  ahigh={-108642.8547,-585.498914,7.01864895,0.000392918615,-2.603822675e-007,
6.142196389999999e-011,-4.17283326e-015},
  bhigh={-21529.45157,-13.56143285},
  R=166.2644790462898);
```

```
constant IdealGases.Common.DataRecord CF2plus (
  name="CF2plus",
  MM=0.0500069578,
  Hf=18984184.21686112,
  H0=206811.2009805164,
  Tlimit=1000,
  alow={-28923.73827,604.935461,-0.972186666,0.01808478341,-1.980065782e-005,
1.101640055e-008,-2.500457119e-012},
  blow={110275.567,32.4759147},
  ahigh={-64889.6607,-1064.283593,7.7857021,-0.0003158347626,
7.130804079999999e-008,-8.53318359e-012,4.25163882e-016},
  bhigh={117844.6465,-18.19424707},
  R=166.2663030463333);
```

```
constant IdealGases.Common.DataRecord CF2Br2 (
  name="CF2Br2",
  MM=0.2098155064,
  Hf=-1811114.948175251,
  H0=77591.96295512693,
  Tlimit=1000,
  alow={12614.04028,-281.5725114,5.09803213,0.02502548939,-3.43885319e-005,
```

```

    2.297615553e-008,-6.08016143e-012},
    blow={-46427.6375,3.094167118},
    ahigh={-332766.93,-618.435249,13.46170049,-0.0001849172548,4.09259134e-008,
    -4.69981043e-012,2.180811799e-016},
    bhigh={-47151.8661,-41.0536924},
    R=39.62753822469625);

```

```

constant IdealGases.Common.DataRecord CF2CL (
    name="CF2CL",
    MM=0.0854605064,
    Hf=-3217860.642117609,
    H0=145473.8981045869,
    Tlimit=1000,
    allow={8914.558349999999,-17.68816959,1.607015025,0.02473626554,-3.27073894e-
005,
    2.12635183e-008,-5.509831110000001e-012},
    blow={-34273.0625,19.2968069},
    ahigh={-280234.6654,-686.031485,10.51143635,-0.0002046954963,
    4.52889718e-008,-5.20022903e-012,2.41297145e-016},
    bhigh={-33081.7948,-28.74899785},
    R=97.29022621377774);

```

```

constant IdealGases.Common.DataRecord CF2CLBr (
    name="CF2CLBr",
    MM=0.1653645064,
    Hf=-2630552.404926478,
    H0=93903.11946651207,
    Tlimit=1000,
    allow={26966.99365,-467.883227,5.24480942,0.02530121349,-3.508443520000001e-0
05,
    2.354353958e-008,-6.24616113e-012},
    blow={-51983.8273,0.8532887803},
    ahigh={-359282.884,-653.928359,13.48831524,-0.0001956099469,4.32977597e-008,
    -4.97264437e-012,2.30757505e-016},
    bhigh={-53651.4117,-42.24913908000001},
    R=50.27966509262958);

```

```

constant IdealGases.Common.DataRecord CF2CL2 (
    name="CF2CL2",
    MM=0.1209135064,
    Hf=-4059099.885635274,
    H0=123072.2228066988,
    Tlimit=1000,
    allow={38412.5875,-613.949982,5.26966719,0.02574105783,-3.58737648e-005,
    2.41160013e-008,-6.4022369e-012},
    blow={-57845.4133,-1.957454856},
    ahigh={-382744.855,-693.37748,13.51791274,-0.0002075114435,4.59402161e-008,
    -5.276874600000001e-012,2.449037044e-016},
    bhigh={-60215.2777,-44.79580046},
    R=68.76379858255437);

```

```

constant IdealGases.Common.DataRecord CF3 (
    name="CF3",
    MM=0.0690059096,
    Hf=-6773332.932053692,
    H0=166528.7808915426,
    Tlimit=1000,

```

```
alow={-29783.07106,715.367883,-3.49818538,0.0359545799,-4.50797443e-005,  
2.82180845e-008,-7.098047020000001e-012},  
blow={-60599.9703,45.0259264},  
ahigh={-299730.5557,-1046.989457,10.77923191,-0.0003116087076,  
6.89135143e-008,-7.91122564e-012,3.67059302e-016},  
bhigh={-54253.044,-34.1703879},  
R=120.489274733073);
```

```
constant IdealGases.Common.DataRecord CF3plus(  
  name="CF3plus",  
  MM=0.06900536099999999,  
  Hf=6138906.801748347,  
  H0=167251.9327882366,  
  Tlimit=1000,  
  alow={-35874.6354,374.35067,0.778741393,0.01929435768,-1.89281577e-005,  
9.36390876e-009,-1.885759656e-012},  
  blow={47755.8172,22.24044005},  
  ahigh={-29109.19531,-1996.658183,11.44279678,-0.000565339304,  
1.232297113e-007,-1.399758046e-011,6.44301795e-016},  
  bhigh={59023.458,-40.80349990000001},  
  R=120.4902326356934);
```

```
constant IdealGases.Common.DataRecord CF3Br(  
  name="CF3Br",  
  MM=0.1489099096,  
  Hf=-4356996.80258217,  
  H0=96998.43374292129,  
  Tlimit=1000,  
  alow={-5439.48901,124.361519,0.923194195,0.0348104438,-4.54964549e-005,  
2.932836552e-008,-7.54800036e-012},  
  blow={-80233.9676,22.32999096},  
  ahigh={-383408.851,-971.90933000000001,13.72477396,-0.0002901710612,  
6.4218922000000001e-008,-7.37568877e-012,3.42315425e-016},  
  bhigh={-77653.0631,-47.1736721},  
  R=55.83558557206995);
```

```
constant IdealGases.Common.DataRecord CF3CL(  
  name="CF3CL",  
  MM=0.1044589096,  
  Hf=-6741406.766512906,  
  H0=132020.8209410603,  
  Tlimit=1000,  
  alow={14994.09978,-136.5768572,1.45291237,0.0340476507,-4.47377764e-005,  
2.888115112e-008,-7.43417133e-012},  
  blow={-85471.6664,17.27327095},  
  ahigh={-406604.2119999999,-1022.626507,13.76252628,-0.0003052722979,  
6.75596604e-008,-7.75931525e-012,3.60119229e-016},  
  bhigh={-84105.5937,-49.13411939},  
  R=79.59562311954289);
```

```
constant IdealGases.Common.DataRecord CF4(  
  name="CF4",  
  MM=0.0880043128,  
  Hf=-10603116.71452538,  
  H0=144655.558289866,  
  Tlimit=1000,  
  alow={9817.4585000000001,116.3343483,-1.288338636,0.0395956691,-4.99624421e-0
```

```

05,
    3.125339346e-008,-7.8417003200000001e-012},
    blow={-113850.2297,29.38656548},
    ahigh={-416445.678,-1414.797167,14.05124837,-0.000419909386,9.27892161e-008,
    -1.06457583e-011,4.9370996800000001e-016},
    bhigh={-109469.1149,-54.87105},
    R=94.47800608244737);

constant IdealGases.Common.DataRecord CHplus(
    name="CHplus",
    MM=0.0130180914,
    Hf=125254229.2029076,
    H0=662777.9552999605,
    Tlimit=1000,
    alow={30196.07105,-461.814131,6.22564119,-0.0077757118,1.094489485e-005,-6.6
7548791e-009,
    1.565232409e-012},
    blow={197249.1928,-14.31512811},
    ahigh={-7102094.67,18283.54883,-13.12691402,0.006191717360000001,-2.90942125
3e-007,
    -1.134243575e-010,1.105962085e-014},
    bhigh={75412.9604,124.3984829},
    R=638.6859443927395);

constant IdealGases.Common.DataRecord CHBr3(
    name="CHBr3",
    MM=0.25273064,
    Hf=66236.5275536041,
    H0=62938.94954723337,
    Tlimit=1000,
    alow={43465.7686,-499.963442,5.62022211,0.02079346321,-2.921336328e-005,
    2.066942448e-008,-5.78122091e-012},
    blow={2627.830062,1.247904015},
    ahigh={627423.495,-3378.7111,14.87852612,-0.000593274527,1.082421577e-007,-1
.061012665e-011,
    4.31915245e-016},
    bhigh={18772.34659,-53.1190965},
    R=32.89855159627658);

constant IdealGases.Common.DataRecord CHCL(
    name="CHCL",
    MM=0.04847164,
    Hf=6129357.290159771,
    H0=210441.4663914817,
    Tlimit=1000,
    alow={-269991.2334,4351.19973,-22.75911813,0.07550621760000001,-9.07199797e-
005,
    5.25697186e-008,-1.189769182e-011},
    blow={14168.6268,152.0980812},
    ahigh={-954806.1900000001,2174.413794,4.86764537,0.0008321641859999999,-1.53
6948638e-007,
    1.529236537e-011,-6.5961593599999999e-016},
    bhigh={18801.2181,2.674761385},
    R=171.5327147998293);

constant IdealGases.Common.DataRecord CHCLBr2(
    name="CHCLBr2",

```



```
MM=0.20827964,  
Hf=48012.37413316059,  
H0=73416.85437904541,  
Tlimit=1000,  
alow={38153.8025,-408.4175110000001,4.63924402,0.02325990646,-3.22298886e-00  
5,  
    2.254671151e-008,-6.25650774e-012},  
blow={1483.809044,6.175235281},  
ahigh={604286.53,-3438.24101,14.94162631,-0.000622842797,1.153724426e-007,-1  
.147291377e-011,  
    4.733482859999999e-016},  
bhigh={18224.60958,-54.07258924},  
R=39.91975403836881);
```

```
constant IdealGases.Common.DataRecord CHCL2(  
    name="CHCL2",  
    MM=0.08392464,  
    Hf=1141500.27929819,  
    H0=152517.7826202174,  
    Tlimit=1000,  
    alow={56385.5613,-656.245542,6.06881802,0.0097441226,-1.275310131e-005,  
        8.55238672e-009,-2.2315827e-012},  
    blow={13304.47798,-4.533535456},  
    ahigh={884939.3709999999,-3526.96973,11.86372153,-0.000500237612,  
        6.1338604e-008,-1.885433405e-012,-1.234221421e-016},  
    bhigh={30711.36475,-40.88905858},  
    R=99.0706900857722);
```

```
constant IdealGases.Common.DataRecord CHCL2Br(  
    name="CHCL2Br",  
    MM=0.16382864,  
    Hf=-274677.248129509,  
    H0=89910.37830748031,  
    Tlimit=1000,  
    alow={32940.2265,-327.530117,3.77323524,0.02536466143,-3.47266699e-005,  
        2.404666618e-008,-6.62173093e-012},  
    blow={-5425.56508,9.433412003999999},  
    ahigh={592487.644,-3509.47561,14.99349593,-0.000643306257,1.198581809e-007,  
        -1.198476716e-011,4.96994807e-016},  
    bhigh={11972.51405,-56.02687781},  
    R=50.75102863577455);
```

```
constant IdealGases.Common.DataRecord CHCL3(  
    name="CHCL3",  
    MM=0.11937764,  
    Hf=-860295.1105416392,  
    H0=119833.9488031427,  
    Tlimit=1000,  
    alow={33953.3329,-304.7428785,2.923672263,0.02830547858,-3.71242469e-005,  
        2.551365915e-008,-6.98765955e-012},  
    blow={-12350.63157,11.15556408},  
    ahigh={613605.274,-3715.08717,15.10777247,0.0002362584336,1.297140438e-007,  
        -1.267494791e-011,5.259022309999999e-016},  
    bhigh={6203.31345,-59.92576539},  
    R=69.64848693607949);
```

```
constant IdealGases.Common.DataRecord CHF(  

```

```

name="CHF",
MM=0.032017043200000001,
Hf=3398190.123939989,
H0=311746.9635672041,
Tlimit=1000,
alow={-78685.85829999999,1300.218466,-3.94768525,0.02114995848,-2.239962738e
-005,
    1.283155181e-008,-2.904778136e-012},
blow={5824.38972,47.8545377},
ahigh={3994085.42,-7962.756200000001,6.75559509,0.00494983657,-2.101763812e-
006,
    3.34823295e-010,-1.88682505e-014},
bhigh={67061.349400000001,-23.81240379},
R=259.6889396707313);

```

```

constant IdealGases.Common.DataRecord CHFBr2 (
name="CHFBr2",
MM=0.1918250432,
Hf=-912289.6420648375,
H0=74857.56687685709,
Tlimit=1000,
alow={-18201.9798,436.224967,-0.373385417,0.033886314,-4.37129853e-005,
    2.889569295e-008,-7.683915110000001e-012},
blow={-24656.11586,33.2047879},
ahigh={593575.1630000001,-3742.65658,15.17184031,-0.0007158039030000001,
    1.360636972e-007,-1.385897355e-011,5.844209110000001e-016},
bhigh={-2347.676027,-57.6578343},
R=43.34403819907494);

```

```

constant IdealGases.Common.DataRecord CHFCL (
name="CHFCL",
MM=0.067470043200000001,
Hf=-1232320.301819519,
H0=165198.5751211139,
Tlimit=1000,
alow={-71130.0851,1377.872745,-6.48461724,0.0389097249,-4.80073522e-005,
    3.073300019e-008,-7.98285341e-012},
blow={-17517.93745,63.73895867},
ahigh={662216.358,-3809.00798,12.23880469,-0.000746718275,1.43476785e-007,-1
.475406631e-011,
    6.27378068e-016},
bhigh={10189.87746,-46.58365563},
R=123.2320538961801);

```

```

constant IdealGases.Common.DataRecord CHFCLBr (
name="CHFCLBr",
MM=0.1473740432,
Hf=-1560654.746289813,
H0=93552.3359516542,
Tlimit=1000,
alow={-19592.40614,490.172327,-1.259408503,0.0361770847,-4.65424496e-005,
    3.065240659e-008,-8.1239036e-012},
blow={-31399.00705,37.10450945},
ahigh={580011.7509999999,-3823.33785,15.22809062,-0.000737390631,
    1.407097155e-007,-1.438245319e-011,6.08386715e-016},
bhigh={-8552.249899999999,-59.03677705},
R=56.41747908562503);

```

```
constant IdealGases.Common.DataRecord CHFCL2 (
```

```
  name="CHFCL2",
  MM=0.1029230432,
  Hf=-2768087.603534833,
  H0=129167.984026341,
  Tlimit=1000,
  alow={-17349.59015,492.49132,-1.854635884,0.0378278628,-4.86334304e-005,
        3.19719763e-008,-8.45905799e-012},
  blow={-37887.4927,38.01530544},
  ahigh={564011.302,-3887.0833,15.27760246,-0.0007576487420000001,
        1.452498792e-007,-1.490796515e-011,6.3289985e-016},
  bhigh={-14847.36185,-61.67535516},
  R=80.78338670809922);
```

```
constant IdealGases.Common.DataRecord CHF2 (
```

```
  name="CHF2",
  MM=0.0510154464,
  Hf=-4682895.414201452,
  H0=214052.8167562991,
  Tlimit=1000,
  alow={-146969.0117,2553.397313,-13.0262763,0.0543812846,-6.71341879e-005,
        4.28765173e-008,-1.110824216e-011},
  blow={-41793.7216,99.399302500000001},
  ahigh={552680.655,-3696.00917,12.08610573,-0.00064985881,1.12084622e-007,-9.
8141470099999999e-012,
        3.34919239e-016},
  bhigh={-9437.06842,-47.044162},
  R=162.9795010477454);
```

```
constant IdealGases.Common.DataRecord CHF2Br (
```

```
  name="CHF2Br",
  MM=0.1309194464,
  Hf=-3223356.129315255,
  H0=100592.4204702412,
  Tlimit=1000,
  alow={-77145.1016,1422.544046,-6.68439365,0.0473838915,-5.83058875e-005,
        3.69572047e-008,-9.49548528e-012},
  blow={-58785.009300000001,66.0863909},
  ahigh={576770.684,-4177.71608,15.50150581,-0.000849014729,1.657177491e-007,
        -1.727828054e-011,7.43562723e-016},
  bhigh={-29661.47348,-63.4938014},
  R=63.50830398867315);
```

```
constant IdealGases.Common.DataRecord CHF2CL (
```

```
  name="CHF2CL",
  MM=0.086468446400000001,
  Hf=-5583539.662162821,
  H0=143029.0067059653,
  Tlimit=1000,
  alow={-72405.7941,1365.510973,-7.15322208,0.0485498797,-5.94878167e-005,
        3.75096619e-008,-9.58952442e-012},
  blow={-65659.327999999999,66.5721223},
  ahigh={562949.373,-4298.673049999999,15.58191398,-0.000878927848,
        1.720248689e-007,-1.797910869e-011,7.753391699999999e-016},
  bhigh={-36340.6716,-66.11261479999999},
  R=96.15613956491762);
```

```

constant IdealGases.Common.DataRecord CHF3 (
  name="CHF3",
  MM=0.0700138496,
  Hf=-9902326.524836596,
  H0=165208.5418254162,
  Tlimit=1000,
  a_low={-109513.226,2042.273879,-11.66213079,0.0578580777,-6.857135060000001e-
005,
    4.21211838e-008,-1.053196888e-011},
  b_low={-93954.70050000001,89.3592065},
  a_high={568523.2020000001,-4728.3617,15.86728516,-0.000738234865,
    1.970841706e-007,-2.062115571e-011,8.970599639999999e-016},
  b_high={-59231.9637,-71.6127322},
  R=118.7546756463453);

constant IdealGases.Common.DataRecord CHI3 (
  name="CHI3",
  MM=0.39373205,
  Hf=535576.4154835757,
  H0=43574.2708778724,
  Tlimit=1000,
  a_low={52529.2359,-724.216647,8.01862334,0.01470995487,-2.163843469e-005,
    1.594571452e-008,-4.60143796e-012},
  b_low={26781.86915,-8.605054839999999},
  a_high={629420.543,-3184.06157,14.79622178,-0.00057495555,1.062025541e-007,-1
.052804696e-011,
    4.32972002e-016},
  b_high={41036.098,-49.0135739},
  R=21.11708203586678);

constant IdealGases.Common.DataRecord CH2 (
  name="CH2",
  MM=0.01402658,
  Hf=27830341.89374745,
  H0=0,
  Tlimit=1000,
  a_low={32189.2173,-287.7601815,4.20358382,0.00345540596,-6.74619334e-006,
    7.65457164e-009,-2.870328419e-012},
  b_low={0,47336.2471},
  a_high={10027.417,2550418.031,-7971.62539,12.28924487,-0.001699122922,
    2.991728605e-007,-2.767007492e-011},
  b_high={1.05134174e-015,0},
  R=592.7654495964092);

constant IdealGases.Common.DataRecord CH2Br2 (
  name="CH2Br2",
  MM=0.17383458,
  Hf=-84965.83361032081,
  H0=72565.5792995847,
  Tlimit=1000,
  a_low={4797.30801,361.385924,-1.819592338,0.0347704834,-4.49854618e-005,
    3.068623685e-008,-8.43484634e-012},
  b_low={-4481.49706,38.2712359},
  a_high={1528284.441,-6673.414949999999,16.70213316,-0.001166351237,
    2.122634493e-007,-2.07547224e-011,8.4285777e-016},
  b_high={36007.0664,-74.48065490000001},
  R=47.82979312861688);

```

```
constant IdealGases.Common.DataRecord CH2CL(  
  name="CH2CL",  
  MM=0.04947958,  
  Hf=2409074.612193556,  
  H0=221908.1083550022,  
  Tlimit=1000,  
  alow={-31885.8563,633.316321,-1.164065495,0.0216058608,-2.545462163e-005,  
    1.693887757e-008,-4.6600786e-012},  
  blow={10201.4254,32.30835289},  
  ahigh={1662438.334,-6441.12572,13.59753722,-0.00114053681,2.087760159e-007,  
    -2.052347186e-011,8.37577227e-016},  
  bhigh={52129.0612,-61.48586271},  
  R=168.0384514177364);
```

```
constant IdealGases.Common.DataRecord CH2CLBr(  
  name="CH2CLBr",  
  MM=0.12938358,  
  Hf=-347803.0210634147,  
  H0=94221.74745821687,  
  Tlimit=1000,  
  alow={-13079.48755,645.586038,-3.57734991,0.0383368723,-4.86425205e-005,  
    3.26162233e-008,-8.852877389999999e-012},  
  blow={-9402.27253,47.48806758},  
  ahigh={1525016.309,-6823.33416,16.82769102,-0.001219735119,2.244964495e-007,  
    -2.219063248e-011,9.104705129999999e-016},  
  bhigh={33202.3992,-76.37571062000001},  
  R=64.26218844771493);
```

```
constant IdealGases.Common.DataRecord CH2CL2(  
  name="CH2CL2",  
  MM=0.084932580000000001,  
  Hf=-1118534.25387525,  
  H0=139570.4333955238,  
  Tlimit=1000,  
  alow={-25098.41179,868.766738,-5.09466921,0.0415004999,-5.19977215e-005,  
    3.44594426e-008,-9.270292519999999e-012},  
  blow={-16389.7884,53.9689032},  
  ahigh={1529279.337,-6976.95476,16.94154931,-0.001265053995,2.344766734e-007,  
    -2.333227421e-011,9.632834730000001e-016},  
  bhigh={28063.18171,-79.49453509999999},  
  R=97.89496563038588);
```

```
constant IdealGases.Common.DataRecord CH2F(  
  name="CH2F",  
  MM=0.0330249832,  
  Hf=-962907.3785569707,  
  H0=336987.3023886958,  
  Tlimit=1000,  
  alow={-85697.1253,1392.226749,-4.38205259,0.02645916948,-2.848145663e-005,  
    1.732706028e-008,-4.44206144e-012},  
  blow={-11694.44586,50.494992},  
  ahigh={2535399.502,-9358.43902,17.00366206,-0.003062919929,  
    7.6128690800000001e-007,-9.6645549800000001e-011,4.8447681e-015},  
  bhigh={52283.9131,-87.0755157},  
  R=251.7630955221803);
```

```
constant IdealGases.Common.DataRecord CH2FBr(  

```

```

name="CH2FBr",
MM=0.1129289832,
Hf=-1903851.375507647,
H0=102919.4248514229,
Tlimit=1000,
alow={-92561.0953,1811.985865,-9.69834687,0.0503584867,-6.07027268e-005,
      3.8782508e-008,-1.012615992e-011},
blow={-35375.0962,81.4039605},
ahigh={1539975.462,-7231.55136,17.14566439,-0.001350184394,2.538022824e-007,
      -2.558977386e-011,1.069310946e-015},
bhigh={15096.04224,-80.62053710000001},
R=73.62566955265032);

```

constant IdealGases.Common.DataRecord CH2FCL (

```

name="CH2FCL",
MM=0.0684779832,
Hf=-3880079.225230454,
H0=164320.8002656247,
Tlimit=1000,
alow={-107134.0332,2081.328396,-11.55723697,0.0544148211,-6.51862274e-005,
      4.13315988e-008,-1.071935103e-011},
blow={-42647.5621,90.35923546999999},
ahigh={1536120.418,-7378.93973,17.25797178,-0.001395645457,2.639247747e-007,
      -2.675653563e-011,1.123582778e-015},
bhigh={9813.71046,-83.13642553},
R=121.4181786825755);

```

constant IdealGases.Common.DataRecord CH2F2 (

```

name="CH2F2",
MM=0.0520233864,
Hf=-8694166.821866099,
H0=205548.4607976231,
Tlimit=1000,
alow={-181991.75,3174.42789,-17.14256906,0.06411353830000001,-7.31359212e-00
5,
      4.426384159999999e-008,-1.103877216e-011},
blow={-70270.5895,120.7331926},
ahigh={1546609.496,-7876.88333,17.68770469,-0.001581298721,3.068917255e-007,
      -3.18340546e-011,1.363827177e-015},
bhigh={-9800.13596,-89.0742036},
R=159.8218142908129);

```

constant IdealGases.Common.DataRecord CH2I2 (

```

name="CH2I2",
MM=0.26783552,
Hf=438964.9289235423,
H0=49472.25819786711,
Tlimit=1000,
alow={27381.33757,-89.7256804,1.387869408,0.02733482611,-3.61940877e-005,
      2.53918761e-008,-7.145585160000001e-012},
blow={13387.67276,22.41870165},
ahigh={1512892.716,-6442.9124,16.59026137,-0.00113555152,2.07375025e-007,-2.
033902231e-011,
      8.282283700000001e-016},
bhigh={50582.1903,-71.2523514},
R=31.0432014394506);

```

```
constant IdealGases.Common.DataRecord CH3(  
  name="CH3",  
  MM=0.01503452,  
  Hf=9754753.726756824,  
  H0=0,  
  Tlimit=1000,  
  alow={-28761.88806,509.326866,0.2002143949,0.01363605829,-1.433989346e-005,  
    1.013556725e-008,-3.027331936e-012},  
  blow={0,14082.71825},  
  ahigh={10366.34,2760802.663,-9336.53117,14.87729606,-0.001439429774,  
    2.444477951e-007,-2.224555778e-011},  
  bhigh={8.39506576e-016,0},  
  R=553.0254374599256);  
  
constant IdealGases.Common.DataRecord CH3Br(  
  name="CH3Br",  
  MM=0.09493852,  
  Hf=-397520.4163705101,  
  H0=111784.5001164965,  
  Tlimit=1000,  
  alow={-71155.85769999999,1524.705928,-8.230445209999999,0.0423997321,-4.9469  
7989e-005,  
    3.19443334e-008,-8.5312370800000001e-012},  
  blow={-12517.53591,70.481277699999999},  
  ahigh={2524874.348,-10118.76098,18.65902163,-0.00179767369,3.29852011e-007,  
    -3.25091203e-011,1.330179925e-015},  
  bhigh={55405.7639,-97.7866446},  
  R=87.57743432275962);  
  
constant IdealGases.Common.DataRecord CH3CL(  
  name="CH3CL",  
  MM=0.05048752,  
  Hf=-1621588.859979654,  
  H0=206311.2626645159,  
  Tlimit=1000,  
  alow={-98419.711000000001,1983.700841,-10.84512305,0.0477798005,-5.51551626e-  
005,  
    3.50617614e-008,-9.23610396e-012},  
  blow={-19946.89506,83.996583309999999},  
  ahigh={2522463.305,-10301.15447,18.82725852,-0.001872291294,3.47337286e-007,  
    -3.45888722e-011,1.428941079e-015},  
  bhigh={51114.1741,-100.6571389},  
  R=164.6837079737725);  
  
constant IdealGases.Common.DataRecord CH3F(  
  name="CH3F",  
  MM=0.0340329232,  
  Hf=-6984413.257806781,  
  H0=297806.5957025989,  
  Tlimit=1000,  
  alow={-202982.1878,3447.33113,-17.68994275,0.059452758,-6.46952825e-005,  
    3.85941804e-008,-9.6265415300000001e-012},  
  blow={-45779.262200000001,122.8382176},  
  ahigh={2561903.188,-10860.52758,19.2944692,-0.002070973131,3.92912453e-007,  
    -3.99450342e-011,1.681447081e-015},  
  bhigh={35635.0851,-106.1158456},  
  R=244.3067247305985);
```

```
constant IdealGases.Common.DataRecord CH3I (
```

```
  name="CH3I",
  MM=0.14193899,
  Hf=96980.82253509061,
  H0=76200.58449056177,
  Tlimit=1000,
 alow={-45164.6274,1086.208429,-5.66317627,0.0368317171,-4.3213935e-005,
        2.833483666e-008,-7.6843836900000001e-012},
  blow={-4303.83065,56.885626900000001},
  ahigh={2511915.982,-9960.289989999999,18.56907132,-0.001768191331,
        3.24220626e-007,-3.19294201e-011,1.305407821e-015},
  bhigh={60669.29949999999,-95.9077704},
  R=58.57778754097095);
```

```
constant IdealGases.Common.DataRecord CH2OH (
```

```
  name="CH2OH",
  MM=0.03103392,
  Hf=-573565.9562182283,
  H0=379616.8837194915,
  Tlimit=1000,
 alow={-156007.6238,2685.446279,-13.4202242,0.0575713947,-7.28444999e-005,
        4.8366488600000001e-008,-1.293492601e-011},
  blow={-15968.2041,99.630337},
  ahigh={2250349.506,-8173.186060000001,15.99639179,-0.0008704133719999999,
        6.06918395e-008,4.40834946e-012,-5.7023095e-016},
  bhigh={46453.1343,-78.3515845},
  R=267.9156226477351);
```

```
constant IdealGases.Common.DataRecord CH2OHplus (
```

```
  name="CH2OHplus",
  MM=0.0310333714,
  Hf=23084826.67790326,
  H0=327035.0446036295,
  Tlimit=1000,
 alow={-107708.0841,2252.082711,-11.88167865,0.0460231696,-4.87973688e-005,
        2.876413471e-008,-7.1002265e-012},
  blow={74844.4777,90.2792857},
  ahigh={2603333.487,-10099.5381,17.30843898,-0.000694639032,3.009715083e-008,
        5.22148598e-012,-5.09018379e-016},
  bhigh={146540.2426,-92.2395528},
  R=267.9203587915685);
```

```
constant IdealGases.Common.DataRecord CH3O (
```

```
  name="CH3O",
  MM=0.03103392,
  Hf=418896.4848784814,
  H0=364183.7705323724,
  Tlimit=1000,
 alow={86571.17660000001,-663.1685250000001,2.257455672,0.02266283789,-2.9705
66403e-005,
        2.199341353e-008,-6.58804338e-012},
  blow={4174.102129999999,8.174777900000001},
  ahigh={2101188.243,-8841.968800000001,18.22645731,-0.001743485034,
        3.34043427e-007,-3.43067316e-011,1.473897771e-015},
  bhigh={53095.82060000001,-94.2250059},
  R=267.9156226477351);
```



```
constant IdealGases.Common.DataRecord CH4 (  
  name="CH4",  
  MM=0.01604246,  
  Hf=-4650159.63885838,  
  H0=624355.7409524474,  
  Tlimit=1000,  
  alow={-176685.0998,2786.18102,-12.0257785,0.0391761929,-3.61905443e-005,  
    2.026853043e-008,-4.976705489999999e-012},  
  blow={-23313.1436,89.0432275},  
  ahigh={3730042.76,-13835.01485,20.49107091,-0.001961974759,4.72731304e-007,  
    -3.72881469e-011,1.623737207e-015},  
  bhigh={75320.6691,-121.9124889},  
  R=518.2791167938085);
```

```
constant IdealGases.Common.DataRecord CH3OH (  
  name="CH3OH",  
  MM=0.03204186,  
  Hf=-6271171.523750494,  
  H0=356885.5553329301,  
  Tlimit=1000,  
  alow={-241664.2886,4032.14719,-20.46415436,0.0690369807,-7.59893269e-005,  
    4.59820836e-008,-1.158706744e-011},  
  blow={-44332.61169999999,140.014219},  
  ahigh={3411570.76,-13455.00201,22.61407623,-0.002141029179,3.73005054e-007,  
    -3.49884639e-011,1.366073444e-015},  
  bhigh={56360.8156,-127.7814279},  
  R=259.4878075117987);
```

```
constant IdealGases.Common.DataRecord CH3OOH (  
  name="CH3OOH",  
  MM=0.04804126,  
  Hf=-2893346.261109721,  
  H0=0,  
  Tlimit=1000,  
  alow={-149797.4156,2656.222273,-13.77060625,0.0658867383,-7.75180165e-005,  
    4.9688007e-008,-1.31436764e-011},  
  blow={0,-30584.14201},  
  ahigh={13918.692,3060740.61,-12829.59627,25.41021168,-0.002394481095,  
    4.44342991e-007,-4.4166595e-011},  
  bhigh={1.819673372e-015,0},  
  R=173.069399095694);
```

```
constant IdealGases.Common.DataRecord CI (  
  name="CI",  
  MM=0.13891517,  
  Hf=4104669.15888308,  
  H0=68344.68834469267,  
  Tlimit=1000,  
  alow={104301.1064,-1715.427168,12.88874952,-0.01828504834,2.135468356e-005,  
    -1.286980869e-008,3.16704766e-012},  
  blow={75507.847000000001,-44.9681132},  
  ahigh={-240822.9894,344.738704,4.9769687,-0.000844481539,  
    5.061239719999999e-007,-1.047700525e-010,6.74084314e-015},  
  bhigh={64513.4202,1.090913159},  
  R=59.85287279999731);
```

```
constant IdealGases.Common.DataRecord CI2 (  

```

```

name="CI2",
MM=0.26581964,
Hf=1762073.084592245,
H0=47562.82492896311,
Tlimit=1000,
alow={60282.89810000001,-1043.205435,10.17465942,-0.00553567171,
      5.63031901e-006,-3.108249657e-009,7.20246956e-013},
blow={59648.9655,-23.10319208},
ahigh={-702865.553,308.2750393,9.04642705,-0.002946736644,1.424347233e-006,
      -2.45318341e-010,1.425270291e-014},
bhigh={50211.34209999999,-15.60349377},
R=31.27862185051489);

```

constant IdealGases.Common.DataRecord CI3(

```

name="CI3",
MM=0.39272411,
Hf=1033763.755935433,
H0=42858.20649004717,
Tlimit=1000,
alow={85967.84250000001,-1347.703793,12.72103659,-0.002442876357,
      2.511609978e-007,1.024658583e-009,-4.87269296e-013},
blow={53107.1651,-32.384929},
ahigh={-153651.1918,-83.5704437,10.06203125,-2.466447336e-005,
      5.41905475e-009,-6.181417e-013,2.851262022e-017},
bhigh={45825.8953,-14.94825345},
R=21.17127975667193);

```

constant IdealGases.Common.DataRecord CI4(

```

name="CI4",
MM=0.51962858,
Hf=515644.0009516028,
H0=43022.17172119363,
Tlimit=1000,
alow={89190.4387,-1651.906475,17.96124325,-0.00851811425,8.50868225e-006,-4.
59909773e-009,
      1.039492403e-012},
blow={36893.9215,-58.0595312},
ahigh={-144676.277,-52.8036517,13.03985589,-1.606214814e-005,
      3.56755047e-009,-4.10536698e-013,1.907272766e-017},
bhigh={28177.46618,-28.10414436},
R=16.0007981085259);

```

constant IdealGases.Common.DataRecord CN(

```

name="CN",
MM=0.0260174,
Hf=16861160.30041434,
H0=333319.3939440528,
Tlimit=1000,
alow={3949.14857,-139.1590572,4.93083532,-0.006304670510000001,
      1.256836472e-005,-9.878300500000001e-009,2.843137221e-012},
blow={52284.55379999999,-2.763115585},
ahigh={-2228006.27,5040.733389999999,-0.2121897722,0.001354901134,
      1.325929798e-007,-6.93700637e-011,5.49495227e-015},
bhigh={17844.96132,32.82563919},
R=319.5735161853222);

```

constant IdealGases.Common.DataRecord CNplus(

```
name="CNplus",
MM=0.0260168514,
Hf=69143297.79352164,
H0=333710.7886929008,
Tlimit=1000,
alow={-830290.9570000001,8775.6875,-29.7744356,0.0497689706,-1.302225951e-00
5,
    -2.058325353e-008,1.126843895e-011},
blow={170386.0539,203.9918818},
ahigh={-7153463.08,18572.50421,-10.84534159,0.00610668143,-1.191208566e-006,
    1.184848778e-010,-4.799838730000001e-015},
bhigh={92426.44959999999,113.5340573},
R=319.5802548189978);
```

```
constant IdealGases.Common.DataRecord CNminus(
name="CNminus",
MM=0.0260179486,
Hf=2455424.32964911,
H0=333273.93075102,
Tlimit=1000,
alow={-46065.4139,429.417475,2.32878188,-0.0001235303004,4.47846277e-006,-4.
40315129e-009,
    1.349001191e-012},
blow={4362.07834,11.42928617},
ahigh={351796.472,-1630.477359,5.60987575,-0.000397560597,
    8.856147079999999e-008,-9.722872320000001e-012,4.43420569e-016},
bhigh={16479.76581,-11.75502699},
R=319.5667778358206);
```

```
constant IdealGases.Common.DataRecord CNN(
name="CNN",
MM=0.0400241,
Hf=15827565.29191162,
H0=259285.2806184274,
Tlimit=1000,
alow={-73576.9236,965.2438659999999,-1.704121157,0.02037239025,-2.183423906e
-005,
    1.176082777e-008,-2.551355221e-012},
blow={70217.2983,35.2815091},
ahigh={-181714.8765,-672.986349,7.85794834,-6.13688072e-005,-1.088178985e-00
8,
    4.45665581e-012,-2.836496278e-016},
bhigh={77234.8898,-19.66012324},
R=207.7366386751982);
```

```
constant IdealGases.Common.DataRecord CO(
name="CO",
MM=0.0280101,
Hf=-3946262.098314536,
H0=309570.6191695138,
Tlimit=1000,
alow={14890.45326,-292.2285939,5.72452717,-0.008176235030000001,
    1.456903469e-005,-1.087746302e-008,3.027941827e-012},
blow={-13031.31878,-7.85924135},
ahigh={461919.725,-1944.704863,5.91671418,-0.0005664282830000001,
    1.39881454e-007,-1.787680361e-011,9.62093557e-016},
bhigh={-2466.261084,-13.87413108},
R=296.8383547363272);
```

```

constant IdealGases.Common.DataRecord COplus (
  name="COplus",
  MM=0.0280095514,
  Hf=44548703.62543543,
  H0=309576.6824741077,
  Tlimit=1000,
  a_low={-21787.86658,128.8857032,3.76905755,-0.00343173013,8.19394575e-006,-6.
4638146900000001e-009,
    1.803727574e-012},
  b_low={148234.5898,3.99054707},
  a_high={231684.7506,-1057.646148,4.55425778,0.000449552032,-2.489507047e-007,
    5.26756642e-011,-3.28951027e-015},
  b_high={155505.0724,-3.87346264},
  R=296.8441686645506);

constant IdealGases.Common.DataRecord COCL (
  name="COCL",
  MM=0.0634631,
  Hf=-252115.0085640317,
  H0=182007.3239409988,
  Tlimit=1000,
  a_low={25131.7574,-596.918967,8.327671349999999,-0.00705613259,
    1.313150734e-005,-1.037059653e-008,3.033665179e-012},
  b_low={-705.277032,-15.80716775},
  a_high={344372.024,-1793.14347,8.392755899999999,-0.000537476959,
    9.1135557100000001e-008,-3.111441728e-012,-2.040435218e-016},
  b_high={6914.470149999999,-19.98919104},
  R=131.0126987178376);

constant IdealGases.Common.DataRecord COCL2 (
  name="COCL2",
  MM=0.098916100000000001,
  Hf=-2219052.307966044,
  H0=130197.4299431538,
  Tlimit=1000,
  a_low={93193.2145,-1577.971273,12.08353907,-0.00480901561,
    7.688477319999999e-006,-5.8588412e-009,1.687786559e-012},
  b_low={-20542.52334,-38.3476732},
  a_high={-25458.81891,-1305.958516,10.92922584,-0.000360121016,
    7.78701765e-008,-8.79245203e-012,4.02869661e-016},
  b_high={-22198.4734,-32.3330345},
  R=84.05580082514373);

constant IdealGases.Common.DataRecord COFCL (
  name="COFCL",
  MM=0.08246150319999999,
  Hf=-5208404.471578928,
  H0=144355.821056631,
  Tlimit=1000,
  a_low={72621.739,-1019.738175,7.29091199,0.00742069171,-7.902548079999999e-00
6,
    4.2094276500000001e-009,-9.3144129e-013},
  b_low={-48043.8646,-13.16923671},
  a_high={-53168.8791,-1581.009678,11.12696501,-0.00043730008,
    9.4641907100000001e-008,-1.069291346e-011,4.9017566400000001e-016},
  b_high={-45996.6723,-35.25879824},
  R=100.8285281901095);

```

```
constant IdealGases.Common.DataRecord COF2 (  
  name="COF2",  
  MM=0.066006906400000001,  
  Hf=-9695955.088723866,  
  H0=168678.2430391253,  
  Tlimit=1000,  
  alow={52633.9315,-461.860339,2.774114516,0.01831931082,-2.130172554e-005,  
    1.266924542e-008,-3.101675983e-012},  
  blow={-75642.55099999999,9.467181460000001},  
  ahigh={-40738.0685,-1974.009812,11.40363654,-0.000543711147,  
    1.175232744e-007,-1.326564192e-011,6.07677213e-016},  
  bhigh={-69077.9541,-40.09695},  
  R=125.9636673413314);  
  
constant IdealGases.Common.DataRecord COHCL (  
  name="COHCL",  
  MM=0.064471040000000001,  
  Hf=-2547064.170207274,  
  H0=170716.6814743488,  
  Tlimit=1000,  
  alow={6332.94687,81.2036559,1.374648391,0.01650970564,-1.692917241e-005,  
    9.68404683e-009,-2.37446939e-012},  
  blow={-21203.5658,19.3837965},  
  ahigh={831895.285,-4416.87084,12.70661114,-0.0009361408629999999,  
    1.855335611e-007,-1.958378539e-011,8.512046829999999e-016},  
  bhigh={4330.49644,-51.45071542},  
  R=128.9644466724905);  
  
constant IdealGases.Common.DataRecord COHF (  
  name="COHF",  
  MM=0.0480164432,  
  Hf=-7801293.391093992,  
  H0=217629.5098842307,  
  Tlimit=1000,  
  alow={-45858.285,1048.202675,-4.77657422,0.03080719931,-3.4158959e-005,  
    2.034926806e-008,-5.05419462e-012},  
  blow={-50859.8373,52.3224741},  
  ahigh={857885.316,-4791.95912,12.93975218,-0.001018285299,2.021278474e-007,  
    -2.136698091e-011,9.299588910000002e-016},  
  bhigh={-18789.33107,-55.2744914},  
  R=173.1588482172291);  
  
constant IdealGases.Common.DataRecord COS (  
  name="COS",  
  MM=0.0600751,  
  Hf=-2358714.342547911,  
  H0=165486.1498357889,  
  Tlimit=1000,  
  alow={85478.764300000001,-1319.464821,9.735257239999999,-0.00687083096,  
    1.082331416e-005,-7.70559734e-009,2.078570344e-012},  
  blow={-11916.57685,-29.91988593},  
  ahigh={195909.8567,-1756.167688,8.71043034,-0.000413942496,1.015243648e-007,  
    -1.159609663e-011,5.691053860000001e-016},  
  bhigh={-8927.09669,-26.36328016},  
  R=138.4013010382005);  
  
constant IdealGases.Common.DataRecord CO2 (  

```

```

name="CO2",
MM=0.0440095,
Hf=-8941478.544405185,
H0=212805.6215135368,
Tlimit=1000,
alow={49436.5054,-626.411601,5.30172524,0.002503813816,-2.127308728e-007,-7.
68998878e-010,
      2.849677801e-013},
blow={-45281.9846,-7.04827944},
ahigh={117696.2419,-1788.791477,8.29152319,-9.22315678e-005,4.86367688e-009,
      -1.891053312e-012,6.330036589999999e-016},
bhigh={-39083.5059,-26.52669281},
R=188.9244822140674);

```

constant IdealGases.Common.DataRecord CO2plus(

```

name="CO2plus",
MM=0.0440089514,
Hf=21465814.54335674,
H0=240089.5423288817,
Tlimit=1000,
alow={-73830.3098,1086.211742,-2.771112737,0.02318463595,-2.570240315e-005,
      1.450335497e-008,-3.33447042e-012},
blow={107178.4918,40.54885210000001},
ahigh={-169505.1682,-806.646973,8.00282846,-0.0001577214041,
      2.566759314e-008,-2.404195965e-012,1.6774468e-016},
bhigh={115438.9478,-21.33567772},
R=188.9268372797449);

```

constant IdealGases.Common.DataRecord COOH(

```

name="COOH",
MM=0.04501744,
Hf=-4731499.614371675,
H0=240203.5522233161,
Tlimit=1000,
alow={-11283.80671,377.517943,-0.5992550409999999,0.02181894272,-2.425918417
e-005,
      1.451245206e-008,-3.59623338e-012},
blow={-28410.42565,29.34561769},
ahigh={929318.873,-4483.030570000001,12.42199567,-0.0007463139639999999,
      1.332996131e-007,-1.28271055e-011,5.1379979e-016},
bhigh={-851.8232680000001,-50.6806551},
R=184.694465078423);

```

constant IdealGases.Common.DataRecord CP(

```

name="CP",
MM=0.042984461,
Hf=12101159.18401303,
H0=202750.1287034866,
Tlimit=1000,
alow={-45239.4011,775.8828140000001,-1.453947907,0.01397713706,-1.624489706e
-005,
      9.514083879999999e-009,-2.210281109e-012},
blow={57926.3467,33.1164792},
ahigh={-5449937.15,16883.45926,-15.956922,0.01136028761,-2.84654133e-006,
      3.37936404e-010,-1.554457397e-014},
bhigh={-45545.17739999999,145.1324059},
R=193.429714054109);

```

```
constant IdealGases.Common.DataRecord CS(  
  name="CS",  
  MM=0.0440757,  
  Hf=6319810.643960278,  
  H0=197577.7582658926,  
  Tlimit=1000,  
  a_low={-49248.4412,816.69681,-1.542998408,0.01380324735,-1.574407905e-005,  
    9.16971493e-009,-2.169700595e-012},  
  b_low={28651.82876,33.08541327},  
  a_high={-971957.476,2339.201284,1.709390402,0.001577178949,-4.146335910000001  
e-007,  
    4.50475708e-011,-5.94545773e-016},  
  b_high={16810.20727,18.7404822},  
  R=188.6407249346012);  
  
constant IdealGases.Common.DataRecord CS2(  
  name="CS2",  
  MM=0.07614069999999999,  
  Hf=1532688.824767831,  
  H0=140059.4294510032,  
  Tlimit=1000,  
  a_low={16135.60482,-464.948147,6.29793879,0.001888896706,3.031927747e-007,-1.  
737645373e-009,  
    7.79398939e-013},  
  b_low={14777.61119,-9.303382129999999},  
  a_high={-1390419.724,3354.9755,3.019247723,0.002876437543,-9.076812719999999e  
-007,  
    1.374091042e-010,-6.99957557e-015},  
  b_high={-10138.98046,15.65113703},  
  R=109.1987859318341);  
  
constant IdealGases.Common.DataRecord C2(  
  name="C2",  
  MM=0.0240214,  
  Hf=34571562.10712116,  
  H0=423335.9421182778,  
  Tlimit=1000,  
  a_low={555963.451,-9980.12644,66.8162037,-0.1743432724,0.0002448523051,-1.703  
46758e-007,  
    4.68452773e-011},  
  b_low={144586.9634,-344.82297},  
  a_high={-968926.793,3561.09299,-0.5064138930000001,0.002945154879,-7.13944119  
e-007,  
    8.67065725e-011,-4.07690681e-015},  
  b_high={76817.96829999999,33.3998524},  
  R=346.1277027983382);  
  
constant IdealGases.Common.DataRecord C2plus(  
  name="C2plus",  
  MM=0.0240208514,  
  Hf=83459803.26076201,  
  H0=361565.2024723819,  
  Tlimit=1000,  
  a_low={-99134.2384,1347.170609,-3.47675316,0.01676429424,-1.865908025e-005,  
    1.091134647e-008,-2.434913818e-012},  
  b_low={233545.48,44.0664462},  
  a_high={3836292.81,-6242.062449999999,2.779245639,0.006065865859999999,-2.452  
799858e-006,
```

```

    3.8829425e-010,-2.190639912e-014},
    bhigh={285744.7553,0.729738349},
    R=346.1356078327848);

```

```

constant IdealGases.Common.DataRecord C2minus(
    name="C2minus",
    MM=0.0240219486,
    Hf=20013651.34883354,
    H0=361174.0306529504,
    Tlimit=1000,
    alow={-118192.866,1438.18971,-3.19613135,0.01465548163,-1.545537278e-005,
        9.0612356100000001e-009,-2.135962274e-012},
    blow={49653.1779,42.2560888},
    ahigh={4478136.25,-11541.45714,13.10143499,-0.001862700578,4.00693125e-008,
        3.7102136e-011,-3.33726687e-015},
    bhigh={132535.6168,-69.75964399999999},
    R=346.1197981249531);

```

```

constant IdealGases.Common.DataRecord C2CL(
    name="C2CL",
    MM=0.0594744,
    Hf=8980049.752498554,
    H0=181264.9812356241,
    Tlimit=1000,
    alow={47258.8941,-898.02236099999999,9.016877149999999,-0.00633378283,
        1.08706005e-005,-8.0890689200000001e-009,2.248275223e-012},
    blow={67022.157000000001,-23.54893403},
    ahigh={213736.8408,-1630.519518,8.62349025,-0.000425351786,9.04001864e-008,
        -1.007541495e-011,4.5707647500000001e-016},
    bhigh={71710.9328,-24.13014598},
    R=139.7991740984356);

```

```

constant IdealGases.Common.DataRecord C2CL2(
    name="C2CL2",
    MM=0.094926800000000001,
    Hf=2387102.48317651,
    H0=0,
    Tlimit=1000,
    alow={38711.6908,-933.68707299999999,11.19377861,-0.0037462882,
        6.77047256e-006,-4.91038835e-009,1.299068749e-012},
    blow={0,29481.53198},
    ahigh={14592.612,296197.8472,-2044.286552,11.87529315,-0.000511501145,
        1.072661556e-007,-1.183411171e-011},
    bhigh={5.32649834e-016,0},
    R=87.58824694396103);

```

```

constant IdealGases.Common.DataRecord C2CL3(
    name="C2CL3",
    MM=0.1303804,
    Hf=1459357.326714752,
    H0=123870.2903197106,
    Tlimit=1000,
    alow={46750.1604,-885.10196400000001,9.03227055,0.01242122796,-1.554614347e-0
05,
        9.51388712e-009,-2.341473263e-012},
    blow={24958.63399,-17.79070154},
    ahigh={-220402.8219,-1072.926248,13.78367377,-0.0003093322915,

```



```
6.77752895e-008,-7.72730182e-012,3.56669022e-016},
bhigh={24310.20015,-43.42161815},
R=63.77087353620636);
```

```
constant IdealGases.Common.DataRecord C2CL4(
  name="C2CL4",
  MM=0.1658322,
  Hf=-145930.6455561706,
  H0=0,
  Tlimit=1000,
  alow={37462.583,-848.177563,10.0915611,0.01845463613,-2.390899444e-005,
    1.514828257e-008,-3.84111932e-012},
  blow={0,-1598.288471},
  ahigh={19605.643,-300131.5659,-1132.407598,16.8307247,-0.000328879249,
    7.22090703e-008,-8.24533269e-012},
  bhigh={3.81011278e-016,0},
  R=50.13786224870682);
```

```
constant IdealGases.Common.DataRecord C2CL6(
  name="C2CL6",
  MM=0.2367376,
  Hf=-626009.5565723401,
  H0=0,
  Tlimit=1000,
  alow={159345.1813,-2606.697136,20.28011847,0.01769364822,-3.133105185e-005,
    2.389395238e-008,-6.8930383e-012},
  blow={0,-9038.00764},
  ahigh={27129.39,-557738.632,-497.649124,22.37041989,-0.0001477759098,
    3.25754658e-008,-3.72709921e-012},
  bhigh={1.723801704e-016,0},
  R=35.12104541061496);
```

```
constant IdealGases.Common.DataRecord C2F(
  name="C2F",
  MM=0.0430198032,
  Hf=8225223.16884983,
  H0=240982.8783224188,
  Tlimit=1000,
  alow={12497.97213,-348.387675,5.75508435,0.000852868538,2.353546435e-006,-2.
804737097e-009,
    9.083575639999999e-013},
  blow={42815.2531,-6.43720096},
  ahigh={289877.6676,-2016.644658,8.87504571,-0.000516684113,1.092094306e-007,
    -1.212216787e-011,5.48228768e-016},
  bhigh={52412.8792,-27.7308958},
  R=193.2708051067979);
```

```
constant IdealGases.Common.DataRecord C2FCL(
  name="C2FCL",
  MM=0.0784728032,
  Hf=430294.2882509389,
  H0=176832.0543441476,
  Tlimit=1000,
  alow={26976.75344,-741.4403179999999,9.6296043,-0.000386554493,
    3.003347997e-006,-2.710191661e-009,7.73758689e-013},
  blow={5500.62039,-25.15774889},
  ahigh={347145.489,-2348.4611,12.06875617,-0.000580469823,1.21273434e-007,-1.
```

```

334214186e-011,
    5.99255661e-016},
  bhigh={15020.61224,-42.52445687},
  R=105.9535490125068);

```

```

constant IdealGases.Common.DataRecord C2FCL3 (
  name="C2FCL3",
  MM=0.1493788032,
  Hf=-1111268.777389696,
  H0=125398.7419816201,
  Tlimit=1000,
  alow={12372.82217,-470.396184,7.58162179,0.02305727066,-2.792144322e-005,
    1.679699826e-008,-4.07757244e-012},
  blow={-20313.33976,-9.274637513},
  ahigh={-282950.5545,-1473.853145,17.07879074,-0.000426521339,
    9.357199850000001e-008,-1.067932796e-011,4.93326161e-016},
  bhigh={-17384.33314,-61.97054796},
  R=55.66032008482446);

```

```

constant IdealGases.Common.DataRecord C2F2 (
  name="C2F2",
  MM=0.0620182064,
  Hf=-2332632.567071465,
  H0=213911.684488831,
  Tlimit=1000,
  alow={17763.13572,-611.328094,8.6636068,0.0009156381209999999,
    2.363808425e-006,-2.753750054e-009,8.713935969999999e-013},
  blow={-16496.11017,-21.65150307},
  ahigh={419389.094,-2715.359989,12.30403413,-0.0006649305540000001,
    1.385254301e-007,-1.520813764e-011,6.81982103e-016},
  bhigh={-4179.221939999999,-46.7038623},
  R=134.0650186878026);

```

```

constant IdealGases.Common.DataRecord C2F2CL2 (
  name="C2F2CL2",
  MM=0.1329242064,
  Hf=-2541576.204588121,
  H0=134934.2567901161,
  Tlimit=1000,
  alow={-115043.3214,2032.113595,-11.19750271,0.08342451400000001,-0.000116369
8616,
    7.83309289e-008,-2.070004069e-011},
  blow={-52082.5681,88.88322147},
  ahigh={-870256.566,726.472448,15.30689121,0.0003045597224,-7.04546804e-008,
    8.28592434e-012,-3.89858107e-016},
  bhigh={-52088.8871,-49.98300753},
  R=62.55047312435939);

```

```

constant IdealGases.Common.DataRecord C2F3 (
  name="C2F3",
  MM=0.0810166096,
  Hf=-2816472.993952588,
  H0=174823.0032079743,
  Tlimit=1000,
  alow={-26147.75016,210.1767714,2.32862508,0.02368943293,-2.416431591e-005,
    1.224916093e-008,-2.488670434e-012},
  blow={-30285.66585,16.9960879},

```

```
ahigh={-124260.3837,-2137.292446,14.55051371,-0.0006093891980000001,  
1.331427672e-007,-1.515124358e-011,6.98411206e-016},  
bhigh={-19771.46179,-54.210398700000001},  
R=102.6267581555277);
```

```
constant IdealGases.Common.DataRecord C2F3CL(  
  name="C2F3CL",  
  MM=0.1164696096,  
  Hf=-4423471.511318606,  
  H0=147061.1008212738,  
  Tlimit=1000,  
  aLOW={-8122.2703099999999,-157.4007092,5.04181029,0.02621692321,-2.843001445e  
-005,  
1.537643979e-008,-3.36073067e-012},  
bLOW={-63540.499500000001,2.792301872},  
ahigh={-216272.4659,-2195.103372,17.59605428,-0.000628261729,  
1.37416661e-007,-1.565004037e-011,7.2183099000000001e-016},  
bhigh={-55151.095,-69.219318239999999},  
R=71.38748063597872);
```

```
constant IdealGases.Common.DataRecord C2F4(  
  name="C2F4",  
  MM=0.1000150128,  
  Hf=-6594010.054458545,  
  H0=163281.0269459867,  
  Tlimit=1000,  
  aLOW={-9991.5300699999999,-129.1088427,4.50422905,0.0259202964,-2.63030872e-0  
05,  
1.316489777e-008,-2.625017169e-012},  
bLOW={-80904.470800000001,3.27424147},  
ahigh={-162991.5758,-2603.903955,17.88488423,-0.000739703801,  
1.61446034e-007,-1.835820392e-011,8.45764107e-016},  
bhigh={-70063.7166,-74.541658600000001},  
R=83.13223952314488);
```

```
constant IdealGases.Common.DataRecord C2F6(  
  name="C2F6",  
  MM=0.1380118192,  
  Hf=-9738296.384980919,  
  H0=146886.2603037118,  
  Tlimit=1000,  
  aLOW={-37953.717,799.82764,-4.67156181,0.0750145099,-9.8121161000000001e-005,  
6.31980759e-008,-1.622597311e-011},  
bLOW={-167521.1878,50.537592},  
ahigh={-1011551.484,-942.21407100000001,22.02553906,-0.000131451875,  
1.8660453e-008,-3.46711861e-012,2.488311205e-016},  
bhigh={-165743.4402,-93.021611500000001},  
R=60.24463736653651);
```

```
constant IdealGases.Common.DataRecord C2H(  
  name="C2H",  
  MM=0.02502934,  
  Hf=22621470.72196071,  
  H0=417457.3520516323,  
  Tlimit=1000,  
  aLOW={13436.69487,-506.797072,7.77210741,-0.00651233982,1.030117855e-005,-5.  
8801476700000001e-009,
```

```

      1.226901861e-012},
      blow={68922.69989999999,-18.71881626},
      ahigh={3922334.57,-12047.51703,17.5617292,-0.00365544294,6.98768543e-007,-6.
82516201e-011,
      2.719262793e-015},
      bhigh={143326.6627,-95.6163438},
      R=332.1890229626511);

```

```

constant IdealGases.Common.DataRecord C2HCL (
  name="C2HCL",
  MM=0.06048204,
  Hf=3743259.982632861,
  H0=0,
  Tlimit=1000,
  alow={132978.5007,-2174.542126,14.97980854,-0.01290343389,1.602596678e-005,
    -9.152049509999999e-009,2.021223607e-012},
  blow={0,36048.0132},
  ahigh={11787.625,1152145.326,-4461.192999999999,12.81366744,-0.000679734676,
    1.151382756e-007,-1.046641954e-011},
  bhigh={3.94986052e-016,0},
  R=137.4700985614903);

```

```

constant IdealGases.Common.DataRecord C2HCL3 (
  name="C2HCL3",
  MM=0.13138744,
  Hf=-133193.8577994974,
  H0=0,
  Tlimit=1000,
  alow={39592.3125,-517.875358,5.15502877,0.02816922486,-3.62474172e-005,
    2.39207427e-008,-6.36240196e-012},
  blow={0,-1534.346259},
  ahigh={16604.624,604925.466,-4236.992319999999,18.46273557,-0.000813719506,
    1.551211545e-007,-1.584630634e-011},
  bhigh={6.70093249e-016,0},
  R=63.28209149976589);

```

```

constant IdealGases.Common.DataRecord C2HF (
  name="C2HF",
  MM=0.0440277432,
  Hf=946955.282504691,
  H0=259970.3543287678,
  Tlimit=1000,
  alow={91611.6911,-1537.245636,11.33665074,-0.00462472931,5.87798546e-006,-2.
690992345e-009,
    3.52471953e-013},
  blow={10859.0282,-40.23994380000001},
  ahigh={1234347.179,-4819.58196,13.02337752,-0.000749543582,1.285452942e-007,
    -1.184559365e-011,4.53678476e-016},
  bhigh={32368.1171,-56.4079182},
  R=188.8462000477917);

```

```

constant IdealGases.Common.DataRecord C2HFCL2 (
  name="C2HFCL2",
  MM=0.1149337432,
  Hf=-1467349.755645999,
  H0=141466.6358834818,
  Tlimit=1000,

```

```
alow={31173.99823,-136.9505457,1.176399869,0.040807766,-5.4181378e-005,  
3.61360066e-008,-9.625862350000001e-012},  
blow={-21151.42871,21.4643316},  
ahigh={407124.352,-3808.20452,18.2114405,-0.000727896606,1.381532849e-007,-1  
.405342513e-011,  
5.92000972e-016},  
bhigh={-2676.849943,-75.67353566999999},  
R=72.34143575687527);
```

```
constant IdealGases.Common.DataRecord C2HF2CL(  
  name="C2HF2CL",  
  MM=0.09847914640000001,  
  Hf=-3388067.54726298,  
  H0=154984.6293143743,  
  Tlimit=1000,  
  alow={170443.7675,-1667.236861,4.7887885,0.0444483001,-7.32219777e-005,  
5.62934755e-008,-1.654638029e-011},  
  blow={-32918.0976,-5.78859364},  
  ahigh={583037.47,-3810.31741,17.99003171,-0.000588821086,1.002861284e-007,-9  
.149788100000001e-012,  
3.45998516e-016},  
  bhigh={-22058.75409,-75.90948533},  
  R=84.42875780247421);
```

```
constant IdealGases.Common.DataRecord C2HF3(  
  name="C2HF3",  
  MM=0.0820245496,  
  Hf=-5986012.75343059,  
  H0=174673.461419409,  
  Tlimit=1000,  
  alow={-14109.69036,368.762492,-1.144797568,0.0395630602,-4.60200136e-005,  
2.785149385e-008,-6.90376008e-012},  
  blow={-62264.1033,32.8966169},  
  ahigh={691741.378,-5260.30164,19.15276614,-0.001072493938,2.099276744e-007,  
-2.195126633e-011,9.472702399999999e-016},  
  bhigh={-32476.4021,-87.5045695},  
  R=101.3656526070093);
```

```
constant IdealGases.Common.DataRecord C2H2_vinylidene(  
  name="C2H2_vinylidene",  
  MM=0.02603728,  
  Hf=15930556.80163212,  
  H0=417638.4015534649,  
  Tlimit=1000,  
  alow={-14660.42239,278.9475593,1.276229776,0.01395015463,-1.475702649e-005,  
9.476298110000001e-009,-2.567602217e-012},  
  blow={47361.1018,16.58225704},  
  ahigh={1940838.725,-6892.718150000001,13.39582494,-0.0009368968669999999,  
1.470804368e-007,-1.220040365e-011,4.12239166e-016},  
  bhigh={91071.1293,-63.3750293},  
  R=319.3295152181795);
```

```
constant IdealGases.Common.DataRecord C2H2CL2(  
  name="C2H2CL2",  
  MM=0.09694328000000001,  
  Hf=35175.20760593204,  
  H0=153517.366030941,
```

```

Tlimit=1000,
alow={-12037.24514,462.903119,-1.318184584,0.039304496,-4.85152902e-005,
      3.17841146e-008,-8.476938410000001e-012},
blow={-3251.80686,34.89218118},
ahigh={1561121.185,-7358.096350000001,20.11869185,-0.001310978834,
      2.411885716e-007,-2.38416674e-011,9.78541575e-016},
bhigh={41222.009,-95.50252712000001},
R=85.76635739991467);

```

```

constant IdealGases.Common.DataRecord C2H2FCL (
  name="C2H2FCL",
  MM=0.08048868319999999,
  Hf=-2050996.406411579,
  H0=167344.1838591292,
  Tlimit=1000,
  alow={226015.4427,-2557.428772,9.2362412,0.02879408894,-5.16397547e-005,
      4.25219103e-008,-1.311612713e-011},
  blow={-8180.627839999999,-32.34787581},
  ahigh={1527690.968,-6689.712229999999,19.5055383,-0.001040920895,
      1.780587502e-007,-1.633098515e-011,6.213465560000001e-016},
  bhigh={17052.66451,-91.94078300999999},
  R=103.2998884991077);

```

```

constant IdealGases.Common.DataRecord C2H2F2 (
  name="C2H2F2",
  MM=0.06403408640000001,
  Hf=-5253452.011458697,
  H0=194891.2477964236,
  Tlimit=1000,
  alow={57029.3581,-676.28604,4.11741171,0.01822618762,-6.86133154e-006,-3.295
75674e-009,
      2.180965597e-012},
  blow={-38386.5078,1.487528685},
  ahigh={-822719.275,-2915.718833,18.30163995,-0.001039630129,
      2.546725128e-007,-3.157578705e-011,1.55154096e-015},
  bhigh={-31100.28589,-84.00834700000002},
  R=129.8444698353657);

```

```

constant IdealGases.Common.DataRecord CH2CO_ketene (
  name="CH2CO_ketene",
  MM=0.04203668,
  Hf=-1179353.245784396,
  H0=0,
  Tlimit=1000,
  alow={35495.9809,-406.306283,3.71892192,0.01583501817,-1.726195691e-005,
      1.157376959e-008,-3.30584263e-012},
  blow={0,-5209.99258},
  ahigh={11795.805,2013564.915,-8200.88746,17.59694074,-0.001464544521,
      2.695886969e-007,-2.66567484e-011},
  bhigh={1.094204522e-015,0},
  R=197.7908816776206);

```

```

constant IdealGases.Common.DataRecord O_CH_2O (
  name="O_CH_2O",
  MM=0.05803608,
  Hf=-3652900.058032865,
  H0=0,

```

```
Tlimit=1000,  
alow={-229245.9698,3724.09805,-18.93769993,0.0751174414,-8.083855420000001e-  
005,  
    4.35823319e-008,-9.36453933e-012},  
blow={0,-44544.8601},  
ahigh={13682.443,267806.3593,-4436.61748,17.81696797,-0.000709717378,  
    1.272621878e-007,-1.237226678e-011},  
bhigh={5.02505752e-016,0},  
R=143.2638455250596);
```

```
constant IdealGases.Common.DataRecord HO_CO_2OH(  
    name="HO_CO_2OH",  
    MM=0.09003488,  
    Hf=-8127961.074641295,  
    H0=0,  
    Tlimit=1000,  
    alow={30725.13274,-391.617469,3.17838864,0.0374128975,-4.00975396e-005,  
        2.288662646e-008,-5.386771549999999e-012},  
    blow={0,-87979.4255},  
    ahigh={17321.662,1805560.696,-9240.33315,26.25742604,-0.001418458557,  
        2.526840574e-007,-2.521005198e-011},  
    bhigh={1.040036111e-015,0},  
    R=92.34723253921148);
```

```
constant IdealGases.Common.DataRecord C2H3_vinyl(  
    name="C2H3_vinyl",  
    MM=0.02704522,  
    Hf=11080953.19616553,  
    H0=389044.3856622353,  
    Tlimit=1000,  
    alow={-33478.9687,1064.104103,-6.40385706,0.0393451548,-4.76004609e-005,  
        3.17007135e-008,-8.633406430000001e-012},  
    blow={30391.22649,58.0922618},  
    ahigh={2718080.093,-10309.56829,18.36579807,-0.001580131153,  
        2.680594939e-007,-2.439003999e-011,9.20909639e-016},  
    bhigh={97650.55589999999,-97.6008686},  
    R=307.4285215649937);
```

```
constant IdealGases.Common.DataRecord CH2BrminusCOOH(  
    name="CH2BrminusCOOH",  
    MM=0.13894802,  
    Hf=-2760024.935943672,  
    H0=0,  
    Tlimit=1000,  
    alow={-78324.84789999999,1648.865353,-9.34953363,0.06879635440000001,-8.3748  
807700000001e-005,  
        5.40603842e-008,-1.423159923e-011},  
    blow={0,-55411.8762},  
    ahigh={16862.437,2486349.85,-11402.56346,27.56020307,-0.00184318701,  
        3.26539274e-007,-3.122663159e-011},  
    bhigh={1.223452495e-015,0},  
    R=59.83872242296076);
```

```
constant IdealGases.Common.DataRecord C2H3CL(  
    name="C2H3CL",  
    MM=0.06249792,  
    Hf=352011.7149498736,
```

```

H0=0,
Tlimit=1000,
alow={-16888.95457,854.510455,-6.51496755,0.0494468193,-6.11775667e-005,
      4.0672938500000001e-008,-1.101392611e-011},
blow={0,-2069.321321},
ahigh={11819.647,2456176.938,-10474.52327,21.78736181,-0.001816891849,
      3.29636995e-007,-3.21439569e-011},
bhigh={1.302254061e-015,0},
R=133.0359794373957);

```

```

constant IdealGases.Common.DataRecord CH2CLminusCOOH(
  name="CH2CLminusCOOH",
  MM=0.09449671999999999,
  Hf=-4525024.783929008,
  H0=0,
  Tlimit=1000,
  alow={-112250.6518,2168.288658,-12.27791286,0.0751438825,-9.0831587700000001e
-005,
      5.81236419e-008,-1.518247503e-011},
  blow={0,-63143.1455},
  ahigh={16513.941,2472883.176,-11522.75963,27.66275606,-0.001886430963,
      3.36177605e-007,-3.23127225e-011},
  bhigh={1.273275883e-015,0},
  R=87.98688462414359);

```

```

constant IdealGases.Common.DataRecord C2H3F(
  name="C2H3F",
  MM=0.0460436232,
  Hf=-3042766.625715937,
  H0=246199.7386860728,
  Tlimit=1000,
  alow={-45791.3496,1411.541724,-10.21500877,0.0577581657,-7.08067749e-005,
      4.64085076e-008,-1.240455865e-011},
  blow={-24027.88827,78.6082839},
  ahigh={2478832.34,-10759.32307,21.94796688,-0.00186911411,3.39528067e-007,-3
.31538293e-011,
      1.345081799e-015},
  bhigh={45634.5555,-118.0410277},
  R=180.5781435549581);

```

```

constant IdealGases.Common.DataRecord CH3CN(
  name="CH3CN",
  MM=0.041051920000000001,
  Hf=1618194.715375066,
  H0=294594.9422097675,
  Tlimit=1000,
  alow={-99659.883800000001,1739.278534,-7.89842082,0.0429489432,-4.49997388e-0
05,
      2.717105086e-008,-7.0261175900000001e-012},
  blow={-1461.161333,68.52508274},
  ahigh={2923231.393,-12337.92258,23.24477222,-0.002411565845,
      4.6221571700000001e-007,-4.74060124e-011,2.010639467e-015},
  bhigh={80585.655500000001,-129.2249102},
  R=202.5355208721054);

```

```

constant IdealGases.Common.DataRecord CH3CO_acetyl(
  name="CH3CO_acetyl",

```



```
MM=0.04304462,  
Hf=-232317.0700542832,  
H0=302859.3817299352,  
Tlimit=1000,  
alow={-71938.94130000001,1464.465167,-6.63227613,0.04108468379999999,-4.2262  
5664e-005,  
2.485766819e-008,-6.29255848e-012},  
blow={-9309.37081,64.228976199999999},  
ahigh={2485388.15,-11207.14204,22.77525438,-0.00231426055,4.53618917e-007,-4  
.74263555e-011,  
2.044663903e-015},  
bhigh={63800.8841,-121.5350925},  
R=193.1593774088376);
```

```
constant IdealGases.Common.DataRecord C2H4(  
  name="C2H4",  
  MM=0.02805316,  
  Hf=1871446.924339362,  
  H0=374955.5843263291,  
  Tlimit=1000,  
  alow={-116360.5836,2554.85151,-16.09746428,0.0662577932,-7.885081859999999e-  
005,  
5.12522482e-008,-1.370340031e-011},  
blow={-6176.19107,109.3338343},  
ahigh={3408763.67,-13748.47903,23.65898074,-0.002423804419,4.43139566e-007,  
-4.35268339e-011,1.775410633e-015},  
bhigh={88204.2938,-137.1278108},  
R=296.3827247982046);
```

```
constant IdealGases.Common.DataRecord C2H4O_ethylen_o(  
  name="C2H4O_ethylen_o",  
  MM=0.04405256,  
  Hf=-1194816.373895183,  
  H0=245856.6539606325,  
  Tlimit=1000,  
  alow={-172823.3345,3816.6788,-26.29851977,0.1014103162,-0.0001240578373,  
8.03404035e-008,-2.120942544e-011},  
blow={-24375.19333,165.4885056},  
ahigh={3151809.957,-14236.46316,27.08080476,-0.002606238456,  
4.853891929999999e-007,-4.85214476e-011,2.011778721e-015},  
bhigh={76625.61440000001,-156.3952401},  
R=188.7398144398419);
```

```
constant IdealGases.Common.DataRecord CH3CHO_ethanal(  
  name="CH3CHO_ethanal",  
  MM=0.04405256,  
  Hf=-3772538.98524853,  
  H0=292757.4697134514,  
  Tlimit=1000,  
  alow={-137390.4369,2559.937679,-13.40470172,0.05922128619999999,-6.24000605e  
-005,  
3.70332441e-008,-9.34269741e-012},  
blow={-33187.3131,100.7417652},  
ahigh={3321176.59,-14497.19957,27.08421279,-0.002879320054,5.55630992e-007,  
-5.73267488e-011,2.443965239e-015},  
bhigh={65077.5564,-153.6236027},  
R=188.7398144398419);
```

```

constant IdealGases.Common.DataRecord CH3COOH (
  name="CH3COOH",
  MM=0.06005196,
  Hf=-7197917.270310578,
  H0=226427.097466927,
  Tlimit=1000,
  a_low={-32191.9198,1196.329795,-8.70582402,0.0569625759,-5.75788716e-005,
    3.35211522e-008,-8.614438229999999e-012},
  b_low={-58401.12869999999,72.82413919999999},
  a_high={2103514.223,-14678.22192,33.8280283,-0.00569485868,1.343221353e-006,
    -1.606041158e-010,7.652794250000001e-015},
  b_high={29242.28407,-193.527885},
  R=138.4546316223484);

```

```

constant IdealGases.Common.DataRecord OHCH2COOH (
  name="OHCH2COOH",
  MM=0.07605136,
  Hf=-7665872.115896415,
  H0=223625.7050498505,
  Tlimit=1000,
  a_low={-313897.858,5693.06877,-36.8516029,0.1563502811,-0.0002039487993,
    1.340232412e-007,-3.50913026e-011},
  b_low={-98016.40089999999,226.9492355},
  a_high={1946628.253,-9804.020200000001,28.44111243,-0.000787640475,
    6.416275950000001e-008,1.069321262e-012,-3.23717828e-016},
  b_high={-16946.5047,-147.4109363},
  R=109.3270652885103);

```

```

constant IdealGases.Common.DataRecord C2H5 (
  name="C2H5",
  MM=0.0290611,
  Hf=4083060.861426443,
  H0=419296.7919314823,
  Tlimit=1000,
  a_low={-141131.2551,2714.285088,-15.34977725,0.06451672580000001,-7.259143960
000001e-005,
    4.59911601e-008,-1.218367535e-011},
  b_low={598.141884,109.096652},
  a_high={4169220.4,-16629.82142,27.95442134,-0.003051715761,
    5.685160040000001e-007,-5.6828636e-011,2.355648561e-015},
  b_high={113701.0087,-163.9357995},
  R=286.1031413126138);

```

```

constant IdealGases.Common.DataRecord C2H5Br (
  name="C2H5Br",
  MM=0.1089651,
  Hf=-583673.1210268242,
  H0=124526.1097360531,
  Tlimit=1000,
  a_low={-137417.2662,2861.429418,-18.24108956,0.08566230600000001,-0.000104717
4473,
    6.906074570000001e-008,-1.862276022e-011},
  b_low={-21984.80205,125.8435579},
  a_high={2378649.403,-12670.33647,27.77558646,-0.002010898783,4.43608341e-007,
    -5.34819809e-011,2.63983585e-015},
  b_high={64140.6205,-152.8277085},
  R=76.30399091085127);

```

```
constant IdealGases.Common.DataRecord C2H6(  
  name="C2H6",  
  MM=0.03006904,  
  Hf=-2788633.890539904,  
  H0=395476.3437741943,  
  Tlimit=1000,  
  a_low={-186204.4161,3406.19186,-19.51705092,0.0756583559,-8.20417322e-005,  
    5.0611358e-008,-1.319281992e-011},  
  b_low={-27029.3289,129.8140496},  
  a_high={5025782.13,-20330.22397,33.2255293,-0.00383670341,7.23840586e-007,-7.  
3191825e-011,  
    3.065468699e-015},  
  b_high={111596.395,-203.9410584},  
  R=276.5127187299628);
```

```
constant IdealGases.Common.DataRecord CH3N2CH3(  
  name="CH3N2CH3",  
  MM=0.05808244,  
  Hf=2560143.134482642,  
  H0=284509.3801155737,  
  Tlimit=1000,  
  a_low={-373849.232,5880.45313,-29.86398524,0.1087380861,-0.0001167950177,  
    6.916894889999999e-008,-1.719950055e-011},  
  b_low={-11899.84084,194.8246321},  
  a_high={4993357.09,-21609.96161,39.6444992,-0.00419645011,  
    8.023361980000001e-007,-8.212260020000001e-011,3.47723744e-015},  
  b_high={144996.261,-237.2109745},  
  R=143.1494957856454);
```

```
constant IdealGases.Common.DataRecord C2H5OH(  
  name="C2H5OH",  
  MM=0.04606844,  
  Hf=-5100020.751733725,  
  H0=315659.1801241805,  
  Tlimit=1000,  
  a_low={-234279.1392,4479.18055,-27.44817302,0.1088679162,-0.0001305309334,  
    8.437346399999999e-008,-2.234559017e-011},  
  b_low={-50222.29,176.4829211},  
  a_high={4694817.65,-19297.98213,34.4758404,-0.00323616598,5.78494772e-007,-5.  
56460027e-011,  
    2.2262264e-015},  
  b_high={86016.22709999999,-203.4801732},  
  R=180.4808671619877);
```

```
constant IdealGases.Common.DataRecord CH3OCH3(  
  name="CH3OCH3",  
  MM=0.04606844,  
  Hf=-3996445.288792067,  
  H0=311588.1284454173,  
  Tlimit=1000,  
  a_low={-269310.3242,4300.709709999999,-21.52788028,0.08131833390000001,-8.295  
67132e-005,  
    4.80191151e-008,-1.188699808e-011},  
  b_low={-44102.3709,146.7666934},  
  a_high={4933577.19,-20830.94065,36.2905061,-0.004108351640000001,  
    7.90322031e-007,-8.13143563e-011,3.45816611e-015},  
  b_high={101330.1012,-218.5447466},  
  R=180.4808671619877);
```

```

constant IdealGases.Common.DataRecord CH3O2CH3 (
  name="CH3O2CH3",
  MM=0.06206784,
  Hf=-2021981.109701901,
  H0=276365.9247687692,
  Tlimit=1000,
  a_low={-228578.4757,3820.14257,-19.76647823,0.0884074386,-9.641284560000001e-
005,
    5.90720083e-008,-1.526491225e-011},
  b_low={-34920.1696,138.6769151},
  a_high={5316368.47,-22212.67874,40.3433509,-0.00461274809,
    8.792987200000001e-007,-9.068221189999999e-011,3.865664890000001e-015},
  b_high={116159.6028,-239.5296055},
  R=133.9578113238676);

constant IdealGases.Common.DataRecord CCN (
  name="CCN",
  MM=0.0380281,
  Hf=21157945.62441983,
  H0=290272.8245692001,
  Tlimit=1000,
  a_low={-16962.81385,98.3789163,3.81266294,0.00534689423,-2.473598508e-006,-3.
73056422e-010,
    4.48175686e-013},
  b_low={94800.72570000001,5.553165572},
  a_high={79486.74890000001,-1344.786906,8.309986459999999,-0.0002220105361,
    1.753683113e-008,2.545998719e-012,-2.645649117e-016},
  b_high={102318.7495,-22.5979394},
  R=218.6402160507625);

constant IdealGases.Common.DataRecord CNC (
  name="CNC",
  MM=0.0380281,
  Hf=18010748.86728498,
  H0=298637.3497492644,
  Tlimit=1000,
  a_low={-70751.9271,1007.523898,-1.576789967,0.02052532634,-2.278935009e-005,
    1.283362343e-008,-2.933174091e-012},
  b_low={76133.2485,34.87094132},
  a_high={-90313.13559999999,-831.32365,8.11473595,-0.0002447691991,
    5.39750877e-008,-6.18398486e-012,2.865172411e-016},
  b_high={84518.33600000001,-21.02937255},
  R=218.6402160507625);

constant IdealGases.Common.DataRecord OCCN (
  name="OCCN",
  MM=0.05402754,
  Hf=3886906.566539954,
  H0=251618.9150940428,
  Tlimit=1000,
  a_low={24288.01276,-552.586462,8.58783817,-0.00337938777,1.119841826e-005,-1.
008408077e-008,
    3.086448824e-012},
  b_low={25996.20072,-16.59592359},
  a_high={935913.1680000001,-4441.082289999999,13.68959297,-0.001647530917,
    3.81987344e-007,-3.945161e-011,1.509598839e-015},
  b_high={49512.2278,-54.1708968},
  R=153.8932181624409);

```

```
constant IdealGases.Common.DataRecord C2N2(  
  name="C2N2",  
  MM=0.0520348,  
  Hf=5940255.367561709,  
  H0=244358.6407558019,  
  Tlimit=1000,  
  a_low={108240.4484,-1928.137871,15.53891898,-0.01821159329,2.77884084e-005,-1  
.899434373e-008,  
    4.94967772e-012},  
  b_low={44490.9759,-60.90964741},  
  a_high={793442.372,-3997.37627,13.1449743,-0.0008747782000000001,  
    2.059156733e-007,-2.200469389e-011,9.97448577e-016},  
  b_high={58636.323,-54.73201251},  
  R=159.7867580926611);  
  
constant IdealGases.Common.DataRecord C2O(  
  name="C2O",  
  MM=0.0400208,  
  Hf=7272185.113740855,  
  H0=262006.7065126135,  
  Tlimit=1000,  
  a_low={-3959.92942,-111.7516348,4.59396006,0.00371060202,-7.01476018e-007,-1.  
371129839e-009,  
    7.123853999999999e-013},  
  b_low={34101.0974,0.46228056000000001},  
  a_high={-634805.659,1184.133091,4.87917334,0.001757538773,-3.95755227e-007,  
    3.98917994e-011,-1.546043135e-015},  
  b_high={24898.03938,0.980904059},  
  R=207.7537680406189);  
  
constant IdealGases.Common.DataRecord C3(  
  name="C3",  
  MM=0.0360321,  
  Hf=23311121.08370037,  
  H0=336065.5082551392,  
  Tlimit=1000,  
  a_low={-43546.1448,666.018322,1.451033157,0.00743451312,-3.81015299e-006,-2.3  
36961396e-011,  
    4.40705453e-013},  
  b_low={96351.70199999999,20.25173297},  
  a_high={4508098.93,-14610.33761,22.81974644,-0.008544340610000001,  
    2.146069341e-006,-2.103867761e-010,6.351589060000001e-015},  
  b_high={191197.6065,-127.1869723},  
  R=230.7518018655588);  
  
constant IdealGases.Common.DataRecord C3H3_1_propynl(  
  name="C3H3_1_propynl",  
  MM=0.03905592,  
  Hf=11521940.84789195,  
  H0=317493.4811419114,  
  Tlimit=1000,  
  a_low={-65058.5935,1350.858921,-5.82543393,0.0375661048,-3.73490334e-005,  
    2.117676603e-008,-5.139113250000001e-012},  
  b_low={46565.1053,57.8147755},  
  a_high={4550654.87,-16405.74172,27.12605991,-0.00447460038,1.037712415e-006,  
    -1.250211369e-010,6.02658205e-015},  
  b_high={153408.7662,-156.5931809},  
  R=212.8863434787863);
```

```

constant IdealGases.Common.DataRecord C3H3_2_propynl(
  name="C3H3_2_propynl",
  MM=0.03905592,
  Hf=8495511.051845662,
  H0=338745.0609280232,
  Tlimit=1000,
 alow={61885.78320000001,-890.957867,6.34755882,0.01633173115,-1.949975695e-0
05,
    1.417349778e-008,-4.19986632e-012},
  blow={42717.8583,-12.31400729},
  ahigh={2989723.833,-11189.54446,22.22225052,-0.002068106902,4.12188364e-007,
    -4.43898059e-011,1.970824701e-015},
  bhigh={106187.8289,-118.6744583},
  R=212.8863434787863);

constant IdealGases.Common.DataRecord C3H4_allene(
  name="C3H4_allene",
  MM=0.04006386,
  Hf=4765392.051589637,
  H0=314611.9470265721,
  Tlimit=1000,
 alow={-16451.55745,962.945781,-7.53232668,0.05518219110000001,-6.73358512e-0
05,
    4.53270905e-008,-1.251837614e-011},
  blow={17724.94269,61.5196976},
  ahigh={3479355.1,-14304.12453,27.02534756,-0.002557412369,4.70664675e-007,-4
.65168807e-011,
    1.908219044e-015},
  bhigh={107231.2354,-154.8846158},
  R=207.5304775925235);

constant IdealGases.Common.DataRecord C3H4_propyne(
  name="C3H4_propyne",
  MM=0.04006386,
  Hf=4615131.941854829,
  H0=325243.6485151456,
  Tlimit=1000,
 alow={-35638.844,832.81391,-4.07375944,0.04113929609999999,-4.47044495e-005,
    2.847458197e-008,-7.69529824e-012},
  blow={17102.06236,45.1672095},
  ahigh={3710441.42,-14891.45507,27.32397127,-0.00264526477,
    4.8583003500000001e-007,-4.79412848e-011,1.964338121e-015},
  bhigh={110489.8462,-156.7992462},
  R=207.5304775925235);

constant IdealGases.Common.DataRecord C3H4_cyclo(
  name="C3H4_cyclo",
  MM=0.04006386,
  Hf=6916457.875002559,
  H0=283888.3472536096,
  Tlimit=1000,
 alow={-19695.20627,1505.379338,-14.18206573,0.07642632960000001,-9.765583660
000001e-005,
    6.61200382e-008,-1.811251145e-011},
  blow={26256.31782,96.0463189},
  ahigh={3168399.58,-13710.44699,26.64303646,-0.00242040805,4.42799413e-007,-4
.3518202e-011,
    1.775948955e-015},

```

```
bhigh={113368.3702,-152.2619086},  
R=207.5304775925235);
```

```
constant IdealGases.Common.DataRecord C3H5_allyl(  
  name="C3H5_allyl",  
  MM=0.041071800000000001,  
  Hf=3983131.97863254,  
  H0=310157.4072721429,  
  Tlimit=1000,  
  a_low={-43159.9614,1441.600907,-11.97014426,0.0731979646,-9.066357849999999e-  
005,  
    6.0770594500000001e-008,-1.658826363e-011},  
  b_low={12321.5746,85.63173239999999},  
  a_high={4094570.59,-16766.76186,31.23006342,-0.002885449982,5.21134354e-007,  
    -5.05828422e-011,2.039932554e-015},  
  b_high={118572.0481,-182.3070197},  
  R=202.437487521852);
```

```
constant IdealGases.Common.DataRecord C3H6_propylene(  
  name="C3H6_propylene",  
  MM=0.04207974,  
  Hf=475288.1077687267,  
  H0=322020.9535515191,  
  Tlimit=1000,  
  a_low={-191246.2174,3542.07424,-21.14878626,0.0890148479,-0.0001001429154,  
    6.2679593899999999e-008,-1.637870781e-011},  
  b_low={-15299.61824,140.7641382},  
  a_high={5017620.34,-20860.84035,36.4415634,-0.00388119117,7.27867719e-007,-7.  
3212045000000001e-011,  
    3.052176369e-015},  
  b_high={126124.5355,-219.5715757},  
  R=197.588483198803);
```

```
constant IdealGases.Common.DataRecord C3H6_cyclo(  
  name="C3H6_cyclo",  
  MM=0.04207974,  
  Hf=1266642.807203657,  
  H0=271151.4139583562,  
  Tlimit=1000,  
  a_low={-156578.777,4111.12987,-32.3344746,0.1306337881,-0.0001645563833,  
    1.095708326e-007,-2.956394783e-011},  
  b_low={-12452.71686,193.1559109},  
  a_high={4785000.67,-20421.18175,36.3149578,-0.00356131944,6.47624124e-007,-6.  
3284301000000001e-011,  
    2.568705857e-015},  
  b_high={126827.4126,-222.3729099},  
  R=197.588483198803);
```

```
constant IdealGases.Common.DataRecord C3H6O_propylox(  
  name="C3H6O_propylox",  
  MM=0.05807914,  
  Hf=-1613660.25736607,  
  H0=248031.4446804825,  
  Tlimit=1000,  
  a_low={-229280.8804,4495.75054,-29.41117945,0.1213113827,-0.0001440060464,  
    9.2020517500000001e-008,-2.416278343e-011},  
  b_low={-33176.9721,184.6878218},
```

```

ahigh={4789729.989999999,-21068.95971,39.5464773,-0.00391092998,
7.32553151e-007,-7.35708597e-011,3.0606185e-015},
bhigh={112034.454,-237.2004192},
R=143.1576294001599);

```

```

constant IdealGases.Common.DataRecord C3H6O_acetone(
  name="C3H6O_acetone",
  MM=0.05807914,
  Hf=-3738857.014756073,
  H0=278812.5478442002,
  Tlimit=1000,
  alow={-227780.2525,4215.28001,-24.15785316,0.0990748332,-0.0001084940903,
6.583355959999999e-008,-1.676046146e-011},
  blow={-47262.4394,160.7926432},
  ahigh={5001601.92,-21701.55542,39.6449399,-0.00417994505,7.96242953e-007,-8.
122558050000001e-011,
3.42878096e-015},
  bhigh={101514.5028,-236.8533477},
  R=143.1576294001599);

```

```

constant IdealGases.Common.DataRecord C3H6O_propanal(
  name="C3H6O_propanal",
  MM=0.05807914,
  Hf=-3202526.759177219,
  H0=298339.0594282216,
  Tlimit=1000,
  alow={-265578.1702,4250.64045,-21.09249262,0.09194256120000001,-0.0001004653
044,
6.13331482e-008,-1.576298535e-011},
  blow={-44503.7105,145.6678605},
  ahigh={4830933.489999999,-20754.51152,39.2485518,-0.004095514,
7.88169216e-007,-8.1076840800000001e-011,3.43710543e-015},
  bhigh={99449.37879999999,-231.6690627},
  R=143.1576294001599);

```

```

constant IdealGases.Common.DataRecord C3H7_n_propyl(
  name="C3H7_n_propyl",
  MM=0.04308768,
  Hf=2332453.267384088,
  H0=344879.5108021598,
  Tlimit=1000,
  alow={-189533.7073,3949.51726,-26.06216089,0.1121920441,-0.0001365292213,
9.02366272e-008,-2.44105699e-011},
  blow={-7227.87744,167.3705556},
  ahigh={5646512.94,-22910.87136,39.8727518,-0.004106232870000001,
7.56255777e-007,-7.47826302e-011,3.068983677e-015},
  bhigh={148300.6853,-240.378119},
  R=192.9663421191394);

```

```

constant IdealGases.Common.DataRecord C3H7_i_propyl(
  name="C3H7_i_propyl",
  MM=0.04308768,
  Hf=2165352.137780452,
  H0=343652.9188853984,
  Tlimit=1000,
  alow={-295206.3445,5294.4323,-31.05287013,0.1143871563,-0.0001291752393,
8.05784376e-008,-2.093908432e-011},

```



```
blow={-14768.15514,198.808236},
ahigh={5807002.520000001,-24112.19997,40.852884,-0.00451785133,
      8.499427170000001e-007,-8.573514339999999e-011,3.58338396e-015},
bhigh={154650.405,-248.7098372},
R=192.9663421191394);
```

```
constant IdealGases.Common.DataRecord C3H8 (
  name="C3H8",
  MM=0.04409562,
  Hf=-2373931.923397381,
  H0=334301.1845620949,
  Tlimit=1000,
  alow={-243314.4337,4656.27081,-29.39466091,0.1188952745,-0.0001376308269,
        8.814823909999999e-008,-2.342987994e-011},
  blow={-35403.3527,184.1749277},
  ahigh={6420731.680000001,-26597.91134,45.3435684,-0.00502066392,
        9.471216939999999e-007,-9.57540523e-011,4.00967288e-015},
  bhigh={145558.2459,-281.8374734},
  R=188.5555073270316);
```

```
constant IdealGases.Common.DataRecord C3H8O_1propanol (
  name="C3H8O_1propanol",
  MM=0.06009502,
  Hf=-4246608.121604752,
  H0=291517.6498818038,
  Tlimit=1000,
  alow={-261697.3337,5192.37666,-32.9648116,0.1354568128,-0.0001593156164,
        1.01949816e-007,-2.688552974e-011},
  blow={-56128.5435,208.5024431},
  ahigh={6308672.12,-26422.10376,47.1511259,-0.004642511930000001,
        8.59346536e-007,-8.68209182e-011,3.64222401e-015},
  bhigh={125500.3155,-285.9463804},
  R=138.3554244594644);
```

```
constant IdealGases.Common.DataRecord C3H8O_2propanol (
  name="C3H8O_2propanol",
  MM=0.06009502,
  Hf=-4537813.615837053,
  H0=287291.2763819697,
  Tlimit=1000,
  alow={-338651.024,6106.048000000001,-37.9141804,0.1530494531,-0.000186435446
1,
        1.213257738e-007,-3.22043349e-011},
  blow={-62799.5935,233.432261},
  ahigh={6001074.75,-25058.7683,46.22096120000001,-0.00427246631,
        7.69367877e-007,-7.45058484e-011,2.998959935e-015},
  bhigh={114851.8732,-279.6132222},
  R=138.3554244594644);
```

```
constant IdealGases.Common.DataRecord CNCOCN (
  name="CNCOCN",
  MM=0.08004498,
  Hf=3092011.516524834,
  H0=214226.5261356802,
  Tlimit=1000,
  alow={113105.2075,-1978.834961,16.26886206,-0.008330803440000001,
        1.884127045e-005,-1.530681289e-008,4.4181253e-012},
```

```

blow={36802.6174,-59.6332728},
ahigh={700052.2440000001,-5086.002009999999,19.4675349,-0.001302852727,
2.75360075e-007,-3.056290852e-011,1.382140838e-015},
bhigh={55393.3888,-86.2755086},
R=103.8724976881748);

```

```

constant IdealGases.Common.DataRecord C3O2 (
  name="C3O2",
  MM=0.068030900000000001,
  Hf=-1376403.957613379,
  H0=221737.2252902725,
  Tlimit=1000,
  alow={157987.3382,-2529.493506,18.01761578,-0.01786032042,2.978671986e-005,
-2.182900022e-008,6.013797219999999e-012},
  blow={-1121.054014,-72.77721170000001},
  ahigh={696869.9889999999,-4624.73319,16.63905725,-0.001175486554,
2.478106444e-007,-2.745165984e-011,1.239566766e-015},
  bhigh={12525.80069,-72.75968780000001},
  R=122.2161106203211);

```

```

constant IdealGases.Common.DataRecord C4 (
  name="C4",
  MM=0.0480428,
  Hf=21520472.20395147,
  H0=273042.8284779405,
  Tlimit=1000,
  alow={39037.805,-894.8280779999999,10.50952925,-0.00655289446,
1.243940464e-005,-8.645341370000001e-009,2.263638846e-012},
  blow={126642.5869,-30.77594475},
  ahigh={920068.513,-1530.3118,6.0500692,0.00525274367,-1.779154772e-006,
2.589873632e-010,-1.385553481e-014},
  bhigh={133438.9611,-7.26114882},
  R=173.0638513991691);

```

```

constant IdealGases.Common.DataRecord C4H2_butadiyne (
  name="C4H2_butadiyne",
  MM=0.05005868,
  Hf=8989449.98150171,
  H0=287539.743357196,
  Tlimit=1000,
  alow={246754.2569,-3897.85564,23.66080456,-0.02208077805,2.78110114e-005,-1.
57734001e-008,
3.42316546e-012},
  blow={70869.0782,-110.917356},
  ahigh={2328179.913,-8925.186090000001,21.14326883,-0.001368871276,
2.327503159e-007,-2.124517624e-011,8.053313019999999e-016},
  bhigh={105778.8416,-108.8313574},
  R=166.0945114813255);

```

```

constant IdealGases.Common.DataRecord C4H4_1_3minuscyclo (
  name="C4H4_1_3minuscyclo",
  MM=0.05207456,
  Hf=7393245.377397331,
  H0=232427.0046640816,
  Tlimit=1000,
  alow={-27784.28049,1768.176915,-17.57895171,0.09383512919999999,-0.000119552
4281,

```

```
7.97808619e-008,-2.1527511e-011},  
blow={38116.2712,112.8478124},  
ahigh={2991498.949,-14167.81502,30.01978876,-0.002579200423,4.78999045e-007,  
-4.77532971e-011,1.974923662e-015},  
bhigh={127466.692,-172.7532057},  
R=159.6647576090898);
```

```
constant IdealGases.Common.DataRecord C4H6_butadiene(  
  name="C4H6_butadiene",  
  MM=0.05409044,  
  Hf=2033631.081573749,  
  H0=279716.7114928257,  
  Tlimit=1000,  
  alow={-91811.30530000001,3312.57053,-29.85828611,0.1479201147,-0.00020566183  
26,  
1.466496826e-007,-4.14528573e-011},  
blow={-2077.309444,178.0687329},  
ahigh={-23619031.88,56513.2337,-32.7573832,0.02293070572,-2.297106441e-006,  
4.29259621e-011,4.23676604e-015},  
bhigh={-367135.862,301.3437302},  
R=153.7142607824969);
```

```
constant IdealGases.Common.DataRecord C4H6_1butyne(  
  name="C4H6_1butyne",  
  MM=0.05409044,  
  Hf=3054144.133418031,  
  H0=296170.635698286,  
  Tlimit=1000,  
  alow={-55970.3997,1433.191711,-9.691210720000001,0.0715000239,-8.1579678e-00  
5,  
5.29036497e-008,-1.435655372e-011},  
blow={11849.87013,76.6022536},  
ahigh={6364402.7,-23920.87731,40.7375041,-0.00317672649,1.199856984e-007,  
3.20180251e-011,-2.854392633e-015},  
bhigh={163433.5546,-246.0284791},  
R=153.7142607824969);
```

```
constant IdealGases.Common.DataRecord C4H6_2butyne(  
  name="C4H6_2butyne",  
  MM=0.05409044,  
  Hf=2693636.805320866,  
  H0=307632.9199762472,  
  Tlimit=1000,  
  alow={-265075.6405,4490.72869,-24.00723889,0.0981957955,-0.0001079717182,  
6.675555770000001e-008,-1.740766886e-011},  
blow={-5328.36371,159.5035268},  
ahigh={3981304.33,-18730.32899,36.5456149,-0.002369686378,3.99021181e-007,-3  
.69870727e-011,  
1.442072006e-015},  
bhigh={126146.0214,-215.5866205},  
R=153.7142607824969);
```

```
constant IdealGases.Common.DataRecord C4H6_cyclo(  
  name="C4H6_cyclo",  
  MM=0.05409044,  
  Hf=2896999.913478241,  
  H0=232158.6587204689,
```

```

Tlimit=1000,
alow={-204670.7734,4919.47057,-37.5327816,0.1497293031,-0.0001860139375,
      1.219909019e-007,-3.25407359e-011},
blow={-3915.95054,223.3282138},
ahigh={4517367.819999999,-20973.11985,40.0803917,-0.00394979398,
      7.44848499e-007,-7.52975417e-011,3.153253502e-015},
bhigh={140646.9848,-243.4836999},
R=153.7142607824969);

```

```

constant IdealGases.Common.DataRecord C4H8_1_butene(
  name="C4H8_1_butene",
  MM=0.05610631999999999,
  Hf=-9624.584182316718,
  H0=305134.9651875226,
  Tlimit=1000,
  alow={-272149.2014,5100.079250000001,-31.8378625,0.1317754442,-0.00015273593
39,
      9.714761109999999e-008,-2.56020447e-011},
  blow={-25230.96386,200.6932108},
  ahigh={6257948.609999999,-26603.76305,47.6492005,-0.00438326711,
      7.12883844e-007,-5.991020839999999e-011,2.051753504e-015},
  bhigh={156925.2657,-291.3869761},
  R=148.1913623991023);

```

```

constant IdealGases.Common.DataRecord C4H8_cis2_buten(
  name="C4H8_cis2_buten",
  MM=0.05610631999999999,
  Hf=-131892.4499058217,
  H0=299431.5078942979,
  Tlimit=1000,
  alow={-277387.0877,5382.38404,-33.751881,0.1322980623,-0.0001490975922,
      9.277722e-008,-2.408282948e-011},
  blow={-27158.84347,211.4462085},
  ahigh={6461018.35,-27753.76432,48.6353236,-0.00486238635,
      8.412626100000001e-007,-7.63389037e-011,2.861702826e-015},
  bhigh={163085.6187,-300.3105998},
  R=148.1913623991023);

```

```

constant IdealGases.Common.DataRecord C4H8_isobutene(
  name="C4H8_isobutene",
  MM=0.05610631999999999,
  Hf=-304778.4991066961,
  H0=303174.4017429766,
  Tlimit=1000,
  alow={-232720.5032,3941.99424,-22.24581184,0.1012790864,-0.0001073194065,
      6.45469691e-008,-1.646330345e-011},
  blow={-22337.66063,147.9597621},
  ahigh={6484970.99,-27325.04764,48.3632108,-0.00476800405,8.23387584e-007,-7.
449252999999999e-011,
      2.782303056e-015},
  bhigh={159594.1773,-298.2986237},
  R=148.1913623991023);

```

```

constant IdealGases.Common.DataRecord C4H8_cyclo(
  name="C4H8_cyclo",
  MM=0.05610631999999999,
  Hf=506181.8347736941,

```

```
H0=241223.5020938818,  
Tlimit=1000,  
alow={-304765.5983,6519.48273,-46.6298759,0.1743593052,-0.0002090964176,  
1.343528679e-007,-3.5427274e-011},  
blow={-27000.31171,273.8348195},  
ahigh={4456213.810000001,-23010.18492,44.9244846,-0.003080145176,  
5.317165260000001e-007,-5.08107938e-011,2.048919092e-015},  
bhigh={135548.7603,-277.1801965},  
R=148.1913623991023);
```

```
constant IdealGases.Common.DataRecord C4H9_n_butyl(  
  name="C4H9_n_butyl",  
  MM=0.05711426,  
  Hf=1164857.95316266,  
  H0=346620.9664626662,  
  Tlimit=1000,  
  alow={-223956.0407,4676.554099999999,-29.85424449,0.1345493704,-0.0001600660  
35,  
1.045338096e-007,-2.812951048e-011},  
  blow={-15252.97704,190.1651559},  
  ahigh={7198686.94,-29592.41524,52.4204281,-0.00544157244,  
9.917758369999999e-007,-9.464455870000001e-011,3.72948704e-015},  
  bhigh={183456.6472,-321.420917},  
  R=145.5761135660341);
```

```
constant IdealGases.Common.DataRecord C4H9_i_butyl(  
  name="C4H9_i_butyl",  
  MM=0.05711426,  
  Hf=1003602.252747387,  
  H0=320707.9983177581,  
  Tlimit=1000,  
  alow={-239946.1281,4697.44454,-30.8747256,0.1391655831,-0.0001670233968,  
1.092423088e-007,-2.936209962e-011},  
  blow={-16381.51036,193.6662372},  
  ahigh={6752936.06,-28374.23721,51.4068761,-0.00498239901,8.80150663e-007,-8.  
12573869e-011,  
3.099140009e-015},  
  bhigh={174344.848,-314.9940745},  
  R=145.5761135660341);
```

```
constant IdealGases.Common.DataRecord C4H9_s_butyl(  
  name="C4H9_s_butyl",  
  MM=0.05711426,  
  Hf=1243122.120465187,  
  H0=307062.5269416079,  
  Tlimit=1000,  
  alow={-335106.289,6312.945949999999,-40.0302526,0.1563875047,-0.000184233178  
8,  
1.182727848e-007,-3.131156589e-011},  
  blow={-22160.45659,248.1295714},  
  ahigh={7224744.35,-30352.91099,52.8855183,-0.00565208355,1.060032692e-006,-1  
.066129835e-010,  
4.443810960000001e-015},  
  bhigh={188349.4279,-325.571988},  
  R=145.5761135660341);
```

```
constant IdealGases.Common.DataRecord C4H9_t_butyl(  

```

```

    name="C4H9_t_butyl",
    MM=0.05711426,
    Hf=905203.0088457768,
    H0=297818.3556961081,
    Tlimit=1000,
    a_low={-472346.195,8090.198770000001,-46.8367534,0.1575300095,-0.000168655943
6,
        9.98104013e-008,-2.487608823e-011},
    b_low={-33193.6741,289.4838706},
    a_high={7151064.95,-31712.2441,54.4251032,-0.006392331160000001,
        1.241097612e-006,-1.2872483e-010,5.51261874e-015},
    b_high={193450.6997,-339.93252900000001},
    R=145.5761135660341);

constant IdealGases.Common.DataRecord C4H10_n_butane(
    name="C4H10_n_butane",
    MM=0.0581222,
    Hf=-2164233.28779709,
    H0=330832.0228759407,
    Tlimit=1000,
    a_low={-317587.254,6176.331819999999,-38.9156212,0.1584654284,-0.000186005015
9,
        1.199676349e-007,-3.20167055e-011},
    b_low={-45403.633900000001,237.9488665},
    a_high={7682322.45,-32560.5151,57.3673275,-0.00619791681,1.180186048e-006,-1.
221893698e-010,
        5.2506352500000001e-015},
    b_high={177452.656,-358.791876},
    R=143.0515706563069);

constant IdealGases.Common.DataRecord C4H10_isobutane(
    name="C4H10_isobutane",
    MM=0.0581222,
    Hf=-2322520.482707124,
    H0=308599.8121199817,
    Tlimit=1000,
    a_low={-383446.933,7000.03964,-44.400269,0.1746183447,-0.0002078195348,
        1.339792433e-007,-3.55168163e-011},
    b_low={-50340.18889999999,265.8966497},
    a_high={7528018.92,-32025.1706,57.00161,-0.00606001309,1.143975809e-006,-1.15
7061835e-010,
        4.84604291e-015},
    b_high={172850.0802,-357.617689},
    R=143.0515706563069);

constant IdealGases.Common.DataRecord C4N2(
    name="C4N2",
    MM=0.0760562,
    Hf=6958012.627504397,
    H0=234029.5860166561,
    Tlimit=1000,
    a_low={158780.2866,-2987.184206,23.48081602,-0.02607502448,4.04283003e-005,-2
.804912444e-008,
        7.39765205e-012},
    b_low={75052.9947,-101.757825},
    a_high={1167686.152,-6198.644179999999,20.62070093,-0.001518619449,
        3.16236168e-007,-3.4699228e-011,1.555154128e-015},
    b_high={96674.09389999999,-96.69734738000001},

```

```
R=109.3201080253812);
```

```
constant IdealGases.Common.DataRecord C5(  
  name="C5",  
  MM=0.0600535,  
  Hf=17499801.5436236,  
  H0=269623.4357697719,  
  Tlimit=1000,  
  alow={-12008.01119,-555.3702910000001,11.23828271,-0.00434788452,  
    1.73898749e-005,-1.707945418e-008,5.57454191e-012},  
  blow={126240.4627,-32.6230899},  
  ahigh={217205.5356,-2958.510027,15.61080967,-0.0008200361920000001,  
    1.776898025e-007,-2.009853583e-011,9.2226777700000001e-016},  
  bhigh={139520.8064,-64.330771799999999},  
  R=138.4510811193353);
```

```
constant IdealGases.Common.DataRecord C5H6_1_3cyclo(  
  name="C5H6_1_3cyclo",  
  MM=0.06610114,  
  Hf=2031735.004872836,  
  H0=204769.9782484841,  
  Tlimit=1000,  
  alow={-188625.9728,4738.22087,-38.8895801,0.1667438533,-0.0002141149581,  
    1.438132328e-007,-3.90647811e-011},  
  blow={-5667.0220100000001,227.9898557},  
  ahigh={4428478.19,-21235.47976,43.0981901,-0.0039147834600000001,  
    7.31184701e-007,-7.32724119e-011,3.044403403e-015},  
  bhigh={138254.2782,-260.5959678},  
  R=125.78409389006);
```

```
constant IdealGases.Common.DataRecord C5H8_cyclo(  
  name="C5H8_cyclo",  
  MM=0.06811702,  
  Hf=497672.9751242788,  
  H0=218112.5803800577,  
  Tlimit=1000,  
  alow={-263111.4588,5987.75349,-45.222446,0.1804626339,-0.0002177216062,  
    1.402022671e-007,-3.6990943e-011},  
  blow={-23795.04749,266.0136401},  
  ahigh={4569848.1,-24060.18294,48.8100646,-0.00341305498,6.04700166e-007,-5.9  
2749578000000001e-011,  
    2.44786539e-015},  
  bhigh={141398.3093,-298.9533527},  
  R=122.0615934167408);
```

```
constant IdealGases.Common.DataRecord C5H10_1_pentene(  
  name="C5H10_1_pentene",  
  MM=0.0701329000000000001,  
  Hf=-303423.9279995551,  
  H0=309127.3852927798,  
  Tlimit=1000,  
  alow={-534054.813,9298.9173800000001,-56.6779245,0.2123100266,-0.000257129829  
,  
    1.666834304e-007,-4.43408047e-011},  
  blow={-47906.8218,339.60364},  
  ahigh={3744014.97,-21044.85321,47.3612699,-0.00042442012,-3.89897505e-008,  
    1.367074243e-011,-9.31319423e-016},
```

```
bhigh={115409.1373,-278.6177449000001},
R=118.5530899192818);
```

```
constant IdealGases.Common.DataRecord C5H10_cyclo(
  name="C5H10_cyclo",
  MM=0.070132900000000001,
  Hf=-1099341.393269065,
  H0=214212.4024530569,
  Tlimit=1000,
  alow={-414111.971,8627.5928,-62.0295998,0.2259910921,-0.000268230333,
    1.706289935e-007,-4.46405092e-011},
  blow={-49315.2214,358.391623},
  ahigh={7501938.73,-35058.6485,63.2248075,-0.00694035658,1.337306593e-006,-1.
377905033e-010,
    5.86735764e-015},
  bhigh={195492.5511,-402.65509},
  R=118.5530899192818);
```

```
constant IdealGases.Common.DataRecord C5H11_pentyl(
  name="C5H11_pentyl",
  MM=0.07114084,
  Hf=643933.9203754131,
  H0=343290.8579656918,
  Tlimit=1000,
  alow={-465371.592,8564.22042,-52.9524289,0.2094288859,-0.0002561602906,
    1.692755961e-007,-4.596788110000001e-011},
  blow={-36417.0427,319.686224},
  ahigh={5697252.899999999,-28917.06175,58.1102968,-0.00359399501,
    4.41996763e-007,-1.509664551e-011,-6.62696443e-016},
  bhigh={171700.955,-352.247712},
  R=116.873402113329);
```

```
constant IdealGases.Common.DataRecord C5H11_t_pentyl(
  name="C5H11_t_pentyl",
  MM=0.07114084,
  Hf=458245.9245631623,
  H0=276124.417423241,
  Tlimit=1000,
  alow={-515218.198,9144.32783,-56.0239789,0.1998204194,-0.0002239112591,
    1.375455547e-007,-3.52383305e-011},
  blow={-40362.6661,340.2811},
  ahigh={8602108.26,-38052.05770000001,66.4969037,-0.007533860630000001,
    1.451612787e-006,-1.495593207e-010,6.368022329999999e-015},
  bhigh={228185.8805,-416.940855},
  R=116.873402113329);
```

```
constant IdealGases.Common.DataRecord C5H12_n_pentane(
  name="C5H12_n_pentane",
  MM=0.07214878,
  Hf=-2034130.029641527,
  H0=335196.2430965569,
  Tlimit=1000,
  alow={-276889.4625,5834.28347,-36.1754148,0.1533339707,-0.0001528395882,
    8.191092e-008,-1.792327902e-011},
  blow={-46653.7525,226.5544053},
  ahigh={-2530779.286,-8972.59326,45.3622326,-0.002626989916,3.135136419e-006,
    -5.31872894e-010,2.886896868e-014},
```



```
bhigh={14846.16529,-251.6550384},  
R=115.2406457877736);
```

```
constant IdealGases.Common.DataRecord C5H12_i_pentane(  
  name="C5H12_i_pentane",  
  MM=0.07214878,  
  Hf=-2130320.152329672,  
  H0=305036.3429568733,  
  Tlimit=1000,  
  alow={-423190.339,6497.1891,-36.8112697,0.1532424729,-0.0001548790714,  
    8.74989712e-008,-2.07054771e-011},  
  blow={-51554.1659,230.9518218},  
  ahigh={11568885.94,-45562.4687,74.9544363,-0.007845415580000001,  
    1.444393314e-006,-1.464370213e-010,6.2302850000000001e-015},  
  bhigh={254492.7135,-480.198578},  
  R=115.2406457877736);
```

```
constant IdealGases.Common.DataRecord CH3C_CH3_2CH3(  
  name="CH3C_CH3_2CH3",  
  MM=0.07214878,  
  Hf=-2327412.882102788,  
  H0=321266.6936294696,  
  Tlimit=1000,  
  alow={-8973222.270000001,128922.5617,-719.934483,2.056862183,-0.002953159699  
,  
    2.158893146e-006,-6.26831877e-010},  
  blow={-639493.2019999999,4020.80636},  
  ahigh={16847055.2,-59794.3057,86.85451479999999,-0.0096219176,  
    1.653363091e-006,-1.674727926e-010,7.37211936e-015},  
  bhigh={345849.682,-576.046697},  
  R=115.2406457877736);
```

```
constant IdealGases.Common.DataRecord C6D5_phenyl(  
  name="C6D5_phenyl",  
  MM=0.08213471,  
  Hf=3844172.579412528,  
  H0=193816.6823746014,  
  Tlimit=1000,  
  alow={201283.7008,-1979.349332,2.6282675,0.0595186526,-6.08128045e-005,  
    3.38139165e-008,-8.1254290800000001e-012},  
  blow={46972.47489999999,0.335470098},  
  ahigh={1411628.125,-13625.69472,40.2898494,-0.00349098927,7.37961213e-007,-8  
.19224405e-011,  
    3.70533097e-015},  
  bhigh={108807.3731,-229.3621057},  
  R=101.2296993560944);
```

```
constant IdealGases.Common.DataRecord C6D6(  
  name="C6D6",  
  MM=0.084148812,  
  Hf=691125.3601536288,  
  H0=193997.8190066427,  
  Tlimit=1000,  
  alow={276291.1236,-2865.868902,5.39507043,0.05939315170000001,-6.02363118e-0  
05,  
    3.38139857e-008,-8.3060463700000001e-012},  
  blow={20470.83778,-20.11790696},
```

```

ahigh={1758057.871,-15721.21558,44.6816249,-0.004003361919999999,
      8.4454344e-007,-9.36055698e-011,4.22847553e-015},
bhigh={89620.45359999999,-261.5332268},
R=98.80676627971884);

```

```

constant IdealGases.Common.DataRecord C6H2 (
  name="C6H2",
  MM=0.07408007999999999,
  Hf=9044266.690856706,
  H0=264682.6785284249,
  Tlimit=1000,
  alow={290372.2964,-4929.7515,31.8932321,-0.03119447315,4.32576368e-005,-2.73
2517022e-008,
      6.67444611e-012},
  blow={101189.8682,-153.0593012},
  ahigh={2592848.577,-10833.61978,28.47459495,-0.001876727704,3.41213428e-007,
      -3.33739289e-011,1.356853889e-015},
  bhigh={141851.7294,-149.4853494},
  R=112.2362718830757);

```

```

constant IdealGases.Common.DataRecord C6H5_phenyl (
  name="C6H5_phenyl",
  MM=0.07710389999999999,
  Hf=4373319.637528064,
  H0=183578.6905720723,
  Tlimit=1000,
  alow={-121127.8245,3529.04558,-31.16903422,0.146755063,-0.0001831398296,
      1.192576957e-007,-3.14926586e-011},
  blow={24209.72928,186.8799946},
  ahigh={3670279.23,-18946.01209,41.8058182,-0.00350391415,6.56182174e-007,-6.
594714449999999e-011,
      2.748094212e-015},
  bhigh={147674.4628,-247.5301142},
  R=107.8346490903833);

```

```

constant IdealGases.Common.DataRecord C6H5O_phenoxy (
  name="C6H5O_phenoxy",
  MM=0.0931033,
  Hf=512334.1492729044,
  H0=174087.2128055611,
  Tlimit=1000,
  alow={-129226.4217,3406.74068,-29.11367361,0.1459180378,-0.0001780202758,
      1.138615885e-007,-2.967142152e-011},
  blow={-10550.26758,177.0682011},
  ahigh={3678640.34,-19729.80806,45.4118441,-0.00375106439,7.11445078e-007,-7.
233328850000001e-011,
      3.045637067e-015},
  bhigh={116359.5961,-268.1058539},
  R=89.30373037260763);

```

```

constant IdealGases.Common.DataRecord C6H6 (
  name="C6H6",
  MM=0.07811184,
  Hf=1061042.730525872,
  H0=181735.4577743912,
  Tlimit=1000,
  alow={-167734.0902,4404.50004,-37.1737791,0.1640509559,-0.0002020812374,

```

```
1.307915264e-007,-3.4442841e-011},
blow={-10354.55401,216.9853345},
ahigh={4538575.72,-22605.02547,46.940073,-0.004206676830000001,
7.90799433e-007,-7.9683021e-011,3.32821208e-015},
bhigh={139146.4686,-286.8751333},
R=106.4431717393932);
```

```
constant IdealGases.Common.DataRecord C6H5OH_phenol(
  name="C6H5OH_phenol",
  MM=0.09411124,
  Hf=-1024309.104842312,
  H0=185915.0936700016,
  Tlimit=1000,
  alow={-120941.8144,3378.29227,-29.91846148,0.1567802942,-0.0001970937198,
1.291815064e-007,-3.42435126e-011},
  blow={-27793.87017,179.9708977},
  ahigh={4462081.569999999,-21655.21026,48.1501505,-0.00356828243,
6.32717573e-007,-6.039905720000001e-011,2.399168678e-015},
  bhigh={111372.6204,-286.0454446},
  R=88.34727924103434);
```

```
constant IdealGases.Common.DataRecord C6H10_cyclo(
  name="C6H10_cyclo",
  MM=0.082143600000000001,
  Hf=-55999.49356979728,
  H0=210251.1212072517,
  Tlimit=1000,
  alow={-375028.221,7643.87675,-55.1043476,0.2166231405,-0.0002545452198,
1.607607304e-007,-4.18524841e-011},
  blow={-36610.7301,320.240946},
  ahigh={7510128.98,-35568.5821,67.03034940000001,-0.00704535187,
1.3581664e-006,-1.400074492e-010,5.964551700000001e-015},
  bhigh={206027.4332,-423.819766},
  R=101.218743760926);
```

```
constant IdealGases.Common.DataRecord C6H12_1_hexene(
  name="C6H12_1_hexene",
  MM=0.084159480000000001,
  Hf=-498458.4030224521,
  H0=311788.9986962847,
  Tlimit=1000,
  alow={-666883.165,11768.64939,-72.70998330000001,0.2709398396,-0.00033332464
,
2.182347097e-007,-5.85946882e-011},
  blow={-62157.8054,428.682564},
  ahigh={733290.696,-14488.48641,46.7121549,0.00317297847,-5.24264652e-007,
4.28035582e-011,-1.472353254e-015},
  bhigh={66977.4041,-262.3643854},
  R=98.79424159940152);
```

```
constant IdealGases.Common.DataRecord C6H12_cyclo(
  name="C6H12_cyclo",
  MM=0.084159480000000001,
  Hf=-1465075.5921971,
  H0=208471.0361803566,
  Tlimit=1000,
  alow={-567998.704,10342.38704,-68.0004125,0.2387797658,-0.0002511890049,
```

```

    1.425293184e-007,-3.40783319e-011},
    blow={-64046.3516,393.480821},
    ahigh={5225149.47,-33641.9458,71.74607469999999,-0.006698979119999999,
    1.318443254e-006,-1.390794789e-010,6.06010224e-015},
    bhigh={173253.7609,-454.681417},
    R=98.79424159940152);

```

```

constant IdealGases.Common.DataRecord C6H13_n_hexyl(
    name="C6H13_n_hexyl",
    MM=0.085167420000000001,
    Hf=294713.635801108,
    H0=340306.1875069128,
    Tlimit=1000,
    alow={-1427278.22,22488.28093,-129.749224,0.427979733,-0.000555601318,
    3.79125694e-007,-1.048462404e-010},
    blow={-106026.1015,749.718676},
    ahigh={5967938.62,-32990.2316,68.6907344,-0.00422500906,
    5.4965238200000001e-007,-2.292851471e-011,-5.08634189e-016},
    bhigh={190697.8683,-418.5362},
    R=97.62503079229123);

```

```

constant IdealGases.Common.DataRecord C6H14_n_hexane(
    name="C6H14_n_hexane",
    MM=0.086175359999999999,
    Hf=-1936980.593988816,
    H0=333065.0431863586,
    Tlimit=1000,
    alow={-581592.67,10790.97724,-66.3394703,0.2523715155,-0.0002904344705,
    1.802201514e-007,-4.6172236800000001e-011},
    blow={-72715.4457,393.828354},
    ahigh={-3106625.684,-7346.0879200000001,46.941317600000001,0.001693963977,
    2.068996667e-006,-4.21214168e-010,2.452345845e-014},
    bhigh={523.750312,-254.9967718},
    R=96.48317105956971);

```

```

constant IdealGases.Common.DataRecord C7H7_benzyl(
    name="C7H7_benzyl",
    MM=0.09113048,
    Hf=2309874.808077385,
    H0=203607.9695838319,
    Tlimit=1000,
    alow={-183676.4826,4102.46566,-32.024061,0.1588249575,-0.0001894466924,
    1.203649671e-007,-3.136589637e-011},
    blow={5266.33323,193.875172},
    ahigh={5297322.16,-25999.09398,55.0975079,-0.00497766147,9.46315243e-007,-9.
6390088600000001e-011,
    4.06447042e-015},
    bhigh={173838.2912,-334.382955},
    R=91.23700434805129);

```

```

constant IdealGases.Common.DataRecord C7H8(
    name="C7H8",
    MM=0.09213842,
    Hf=544506.8409030674,
    H0=194710.794910527,
    Tlimit=1000,
    alow={-287796.222,6133.941519999999,-45.74706759999999,0.1936895724,-0.00023

```

```
04305304,  
    1.459301178e-007,-3.7907961e-011},  
    blow={-23084.02499,269.3915042},  
    ahigh={6184538.350000001,-29902.84056,59.8200597,-0.00569698396,  
    1.080748416e-006,-1.098702235e-010,4.62474022e-015},  
    bhigh={178204.7857,-369.808225},  
    R=90.23892530390688);  
  
constant IdealGases.Common.DataRecord C7H8O_cresol_mx(  
    name="C7H8O_cresol_mx",  
    MM=0.10813782,  
    Hf=-1223420.261292488,  
    H0=201949.1792973078,  
    Tlimit=1000,  
    alow={-244141.7503,5080.87784,-37.8904804,0.186494507,-0.0002269511868,  
    1.458989279e-007,-3.82240335e-011},  
    blow={-40936.57829999999,228.1352234},  
    ahigh={6017373.45,-28498.82774,60.81543070000001,-0.004996807109999999,  
    9.13427995e-007,-8.979444109999999e-011,3.66775697e-015},  
    bhigh={147221.84,-367.485014},  
    R=76.88773455947235);  
  
constant IdealGases.Common.DataRecord C7H14_1_heptene(  
    name="C7H14_1_heptene",  
    MM=0.09818605999999999,  
    Hf=-639194.6066478277,  
    H0=313588.3036756949,  
    Tlimit=1000,  
    alow={-744940.284,13321.79893,-82.81694379999999,0.3108065994,-0.00037867799  
2,  
    2.446841042e-007,-6.488763869999999e-011},  
    blow={-72178.8501,485.667149},  
    ahigh={-1927608.174,-9125.024420000002,47.4817797,0.00606766053,-8.684859080  
000001e-007,  
    5.81399526e-011,-1.473979569e-015},  
    bhigh={26009.14656,-256.2880707},  
    R=84.68077851377274);  
  
constant IdealGases.Common.DataRecord C7H15_n_heptyl(  
    name="C7H15_n_heptyl",  
    MM=0.099194,  
    Hf=44256.70907514567,  
    H0=338155.5336008226,  
    Tlimit=1000,  
    alow={-1671733.521,26400.1025,-152.6867707,0.5027121410000001,-0.00065210140  
3,  
    4.44348811e-007,-1.227815006e-010},  
    blow={-127375.4623,878.3933319999999},  
    ahigh={5444527.57,-34568.2929,76.38651949999999,-0.003298972,  
    2.343496957e-007,2.467674021e-011,-3.162012849e-015},  
    bhigh={193907.9354,-464.142466},  
    R=83.82031171240196);  
  
constant IdealGases.Common.DataRecord C7H16_n_heptane(  
    name="C7H16_n_heptane",  
    MM=0.10020194,  
    Hf=-1874015.612871368,
```

```

H0=331540.487140269,
Tlimit=1000,
alow={-612743.289,11840.85437,-74.87188599999999,0.2918466052,-0.00034167954
9,
    2.159285269e-007,-5.65585273e-011},
blow={-80134.0894,440.721332},
ahigh={9135632.469999999,-39233.1969,78.8978085,-0.00465425193,
    2.071774142e-006,-3.4425393e-010,1.976834775e-014},
bhigh={205070.8295,-485.110402},
R=82.97715593131233);

constant IdealGases.Common.DataRecord C7H16_2_methylh(
    name="C7H16_2_methylh",
    MM=0.10020194,
    Hf=-1942078.167348856,
    H0=308576.8598891399,
    Tlimit=1000,
    alow={-710477.777,11912.5112,-73.45339440000001,0.2902952369,-0.000346276768
    ,
        2.260184498e-007,-6.12881392e-011},
    blow={-82021.477,432.004229},
    ahigh={1289912.969,-1784.340963,10.83537673,0.05270609239999999,-1.886832314
e-005,
        2.432255843e-009,-1.135553789e-013},
    bhigh={-16375.29884,-29.8186241},
    R=82.97715593131233);

constant IdealGases.Common.DataRecord C8H8_styrene(
    name="C8H8_styrene",
    MM=0.10414912,
    Hf=1423919.85645198,
    H0=201057.8677957144,
    Tlimit=1000,
    alow={-268693.052,6167.99947,-48.3605494,0.2182873229,-0.0002738561832,
        1.810084981e-007,-4.86775027e-011},
    blow={-11406.39978,281.7679014},
    ahigh={-6629183.62,15145.94166,1.609822364,0.033833186,-1.093737395e-005,
        1.338825116e-009,-6.03253492e-014},
    bhigh={-89973.2415,43.1128279},
    R=79.83237880454487);

constant IdealGases.Common.DataRecord C8H10_ethylbenz(
    name="C8H10_ethylbenz",
    MM=0.106165,
    Hf=281825.4603682946,
    H0=209862.0072528611,
    Tlimit=1000,
    alow={-469494,9307.16836,-65.2176947,0.2612080237,-0.000318175348,
        2.051355473e-007,-5.40181735e-011},
    blow={-40738.7021,378.090436},
    ahigh={5551564.100000001,-28313.80598,60.6124072,0.001042112857,-1.327426719
e-006,
        2.166031743e-010,-1.142545514e-014},
    bhigh={164224.1062,-369.176982},
    R=78.31650732350586);

constant IdealGases.Common.DataRecord C8H16_1_octene(

```

```
name="C8H16_1_octene",
MM=0.11221264,
Hf=-744924.9924072726,
H0=315026.8989304592,
Tlimit=1000,
alow={-928190.522,16409.74476,-101.5939534,0.374800141,-0.00045908294,
2.96533534e-007,-7.84044521e-011},
blow={-89524.2608,590.759427},
ahigh={-4409336.07,-4383.678800000001,49.39154259999999,
0.007912339629999999,-7.88866951e-007,9.97021235e-012,1.913144872e-015},
bhigh={-11226.19342,-257.7650649},
R=74.09568119955115);
```

```
constant IdealGases.Common.DataRecord C8H17_n_octyl(
```

```
name="C8H17_n_octyl",
MM=0.11322058,
Hf=-144143.4057306543,
H0=336537.7566516617,
Tlimit=1000,
alow={-1934340.995,30549.7983,-176.7903454,0.5801596649999999,-0.00075174140
1,
5.11246903e-007,-1.410193662e-010},
blow={-149889.4706,1013.724329},
ahigh={5632173.390000001,-38211.4367,86.37927500000001,-0.00360893158,
2.544260445e-007,2.908638837e-011,-3.67954974e-015},
bhigh={210313.547,-526.242283},
R=73.43604846398067);
```

```
constant IdealGases.Common.DataRecord C8H18_n_octane(
```

```
name="C8H18_n_octane",
MM=0.11422852,
Hf=-1827477.060895125,
H0=330740.51909278,
Tlimit=1000,
alow={-698664.715,13385.01096,-84.1516592,0.327193666,-0.000377720959,
2.339836988e-007,-6.01089265e-011},
blow={-90262.2325,493.922214},
ahigh={6365406.949999999,-31053.64657,69.6916234,0.01048059637,-4.12962195e-
006,
5.543226319999999e-010,-2.651436499e-014},
bhigh={150096.8785,-416.989565},
R=72.78805678301707);
```

```
constant IdealGases.Common.DataRecord C8H18_isooctane(
```

```
name="C8H18_isooctane",
MM=0.11422852,
Hf=-1961068.916939482,
H0=281628.440953275,
Tlimit=1000,
alow={-168875.8565,3126.903227,-21.23502828,0.1489151508,-0.0001151180135,
4.47321617e-008,-5.55488207e-012},
blow={-44680.6062,141.7455793},
ahigh={13527650.32,-46633.7034,77.95313179999999,0.01423729984,-5.0735939099
99999e-006,
7.24823297e-010,-3.81919011e-014},
bhigh={254117.8017,-493.388719},
R=72.78805678301707);
```

```

constant IdealGases.Common.DataRecord C9H19_n_nonyl(
  name="C9H19_n_nonyl",
  MM=0.12724716,
  Hf=-291008.4594422383,
  H0=335284.496722756,
  Tlimit=1000,
  a_low={-2194880.612,34685.6578,-200.9261419,0.658050311,-0.000852593001,
    5.79463896e-007,-1.597637099e-010},
  b_low={-172319.4608,1149.114017},
  a_high={5277361.74,-40257.0196,94.57296720000001,-0.002940301447,
    6.97810699e-009,6.80525024e-011,-5.90709533e-015},
  b_high={216532.0614,-575.44495},
  R=65.34112038335474);

constant IdealGases.Common.DataRecord C10H8_naphthale(
  name="C10H8_naphthale",
  MM=0.12817052,
  Hf=1174841.141317052,
  H0=161605.6172667475,
  Tlimit=1000,
  a_low={-260284.5316,6237.40957,-52.2609504,0.2397692776,-0.0002912244803,
    1.854944401e-007,-4.81661927e-011},
  b_low={-11147.0088,297.2139517},
  a_high={5906172.11,-31632.2924,70.3034203,-0.00601886554,1.142052144e-006,-1.
161605689e-010,
    4.89284402e-015},
  b_high={196256.7046,-434.7848950000001},
  R=64.87039297336079);

constant IdealGases.Common.DataRecord C10H21_n_decyl(
  name="C10H21_n_decyl",
  MM=0.14127374,
  Hf=-408710.0688351565,
  H0=334273.0220067792,
  Tlimit=1000,
  a_low={-2446511.152,38700.813,-224.4388176,0.734362497,-0.00095135256,
    6.46297033e-007,-1.781502862e-010},
  b_low={-194163.3889,1280.987834},
  a_high={4967237.76,-42424.6844,102.8853417,-0.00232484818,-2.2842339e-007,
    1.056127364e-010,-8.0680659e-015},
  b_high={223542.989,-625.5191159999999},
  R=58.85362700810497);

constant IdealGases.Common.DataRecord C12H9_o_bipheny(
  name="C12H9_o_bipheny",
  MM=0.15319986,
  Hf=2791973.830785485,
  H0=173559.8648719392,
  Tlimit=1000,
  a_low={-359584.082,7661.37856,-58.7329046,0.2697557882,-0.000322975668,
    2.0329071e-007,-5.23131672e-011},
  b_low={14584.14642,339.268711},
  a_high={6736469.42,-36321.9435,82.102396,-0.00750234286,1.456251733e-006,-1.5
07145019e-010,
    6.43647043e-015},
  b_high={255552.4521,-504.246297},
  R=54.27206003974155);

```



```
constant IdealGases.Common.DataRecord C12H10_biphenyl(  
  name="C12H10_biphenyl",  
  MM=0.1542078,  
  Hf=1181068.66189648,  
  H0=173684.6190659617,  
  Tlimit=1000,  
  a_low={-367103.405,8128.41259,-63.9099457,0.2901422744,-0.000350959074,  
    2.230989996e-007,-5.78847029e-011},  
  b_low={-16792.63066,363.346419},  
  a_high={7480385.359999999,-39280.8723,86.61482219999999,-0.007946398570000001  
,  
    1.531868544e-006,-1.576450171e-010,6.70060273e-015},  
  b_high={243805.0641,-538.138149},  
  R=53.91732454519163);  
  
constant IdealGases.Common.DataRecord Ca(  
  name="Ca",  
  MM=0.040078,  
  Hf=4436349.119217526,  
  H0=154634.1633814063,  
  Tlimit=1000,  
  a_low={0,0,2.5,0,0,0,0},  
  b_low={20638.92786,4.38454833},  
  a_high={7547341.239999999,-21486.42662,25.30849567,-0.01103773705,  
    2.293249636e-006,-1.209075383e-010,-4.015333268e-015},  
  b_high={158586.2323,-160.9512955},  
  R=207.4572583462249);  
  
constant IdealGases.Common.DataRecord Caplus(  
  name="Caplus",  
  MM=0.0400774514,  
  Hf=19308306.81513845,  
  H0=154636.2800904052,  
  Tlimit=1000,  
  a_low={0,0,2.5,0,0,0,0},  
  b_low={92324.1779,5.07767498},  
  a_high={3747070.82,-11747.07738,16.72546969,-0.00833479771,2.394593294e-006,  
    -2.988243468e-010,1.356563002e-014},  
  b_high={166432.9088,-95.8282126},  
  R=207.4600981239042);  
  
constant IdealGases.Common.DataRecord CaBr(  
  name="CaBr",  
  MM=0.119982,  
  Hf=-207270.0988481606,  
  H0=82146.64699704957,  
  Tlimit=1000,  
  a_low={569.3832620000001,-125.7513537,5.00150833,-0.001039868753,  
    1.377594927e-006,-8.94901396e-010,2.395658928e-013},  
  b_low={-3728.10398,1.784864847},  
  a_high={2783236.402,-8458.203729999999,14.3175656,-0.00543078168,  
    1.522218659e-006,-1.831824807e-010,7.86428866e-015},  
  b_high={49312.7068,-65.37001100000001},  
  R=69.29766131586405);  
  
constant IdealGases.Common.DataRecord CaBr2(  
  name="CaBr2",
```

```

MM=0.199886,
Hf=-1937090.641665749,
H0=78060.49448185465,
Tlimit=1000,
alow={1572.504318,-223.8551236,8.38845789,-0.001944164774,2.397926088e-006,
      -1.55657235e-009,4.12430958e-013},
blow={-47721.0661,-10.74965233},
ahigh={-22198.46426,-4.46315533,7.50375511,-1.641654626e-006,
       3.87942806e-010,-4.68342426e-014,2.259325541e-018},
bhigh={-48854.3682,-5.59032425},
R=41.59606975976306);

```

```

constant IdealGases.Common.DataRecord CaCL(
  name="CaCL",
  MM=0.075531,
  Hf=-1373911.175543816,
  H0=127035.4556407303,
  Tlimit=1000,
  alow={6395.335260000001,-224.9042269,5.28327839,-0.001447983237,
        1.643742771e-006,-9.43010428e-010,2.237516133e-013},
  blow={-12701.69,-1.391964289},
  ahigh={1629182.545,-4766.22302,9.65892977,-0.002523044131,5.83354216e-007,-4
        .10172699e-011,
        8.813177639999999e-017},
  bhigh={16625.99241,-33.98731174},
  R=110.0802584369332);

```

```

constant IdealGases.Common.DataRecord CaCLplus(
  name="CaCLplus",
  MM=0.0755304514,
  Hf=6185459.034606007,
  H0=123938.2636603705,
  Tlimit=1000,
  alow={2285.284542,-200.2872721,4.93699019,-0.000386097303,
        8.6866618800000001e-008,1.47020568e-010,-7.68931587e-014},
  blow={55882.7795,-0.6359815341},
  ahigh={177028.0396,-589.137239,5.1033688,-0.0002356761168,5.48373287e-008,
        2.137973112e-014,-5.57288731e-016},
  bhigh={58534.17249999999,-2.191253644},
  R=110.0810579823968);

```

```

constant IdealGases.Common.DataRecord CaCL2(
  name="CaCL2",
  MM=0.110984,
  Hf=-4372193.081885677,
  H0=133866.3501045195,
  Tlimit=1000,
  alow={11068.0203,-424.910825,9.13471186,-0.00349718531,
        4.242184629999999e-006,-2.719673231e-009,7.13826863e-013},
  blow={-58503.4676,-18.08678294},
  ahigh={-35957.6878,-8.796495630000001,7.50725691,-3.129465934e-006,
        7.3228864800000001e-010,-8.7764032200000001e-014,4.21048604e-018},
  bhigh={-60667.7966,-8.553523451},
  R=74.91595184891516);

```

```

constant IdealGases.Common.DataRecord CaF(
  name="CaF",

```

```
MM=0.0590764032,  
Hf=-4678751.159989374,  
H0=154581.3472950229,  
Tlimit=1000,  
alow={31842.354,-491.8235089999999,5.70112089,-0.001465138218,  
9.09293081e-007,-1.367585222e-010,-5.10632338e-014},  
blow={-31976.9411,-5.99666226},  
ahigh={519588.2669999999,-1512.321567,5.86927625,-0.000388252448,-2.48458229  
8e-008,  
3.74991596e-011,-3.47097645e-015},  
bhigh={-24888.14584,-8.6146637},  
R=140.7409989374573);
```

```
constant IdealGases.Common.DataRecord CaFplus(  
name="CaFplus",  
MM=0.0590758546,  
Hf=4412371.344688089,  
H0=152399.1156955688,  
Tlimit=1000,  
alow={41583.408,-562.766166,5.68752215,-0.001264710572,6.66908648e-007,-6.92  
675282e-011,  
-3.97871462e-014},  
blow={33051.195,-6.97448501},  
ahigh={-139867.0845,219.1526375,4.21432434,0.0002142798048,-5.7786726e-008,  
9.98575631e-012,-6.05962188e-016},  
bhigh={28416.05897,2.740342729},  
R=140.7423059098666);
```

```
constant IdealGases.Common.DataRecord CaF2(  
name="CaF2",  
MM=0.0780748064,  
Hf=-10129111.36722332,  
H0=164093.7914640798,  
Tlimit=1000,  
alow={59093.5229,-1019.733042,10.13165309,-0.00550350644,5.62931998e-006,-3.  
115401465e-009,  
7.2055259400000001e-013},  
blow={-91926.08189999999,-26.3950595},  
ahigh={-82804.0944,-31.15950071,7.02357737,-9.5210000200000001e-006,  
2.118160895e-009,-2.440713888e-013,1.135135468e-017},  
bhigh={-97294.667700000001,-7.54624334},  
R=106.4936614431362);
```

```
constant IdealGases.Common.DataRecord CaH(  
name="CaH",  
MM=0.04108594,  
Hf=5583640.169848858,  
H0=211875.5223806489,  
Tlimit=1000,  
alow={-45137.8223,762.942921,-1.280874223,0.01318774659,-1.481595334e-005,  
8.53657322e-009,-1.989958945e-012},  
blow={23003.78814,30.53421525},  
ahigh={-2696952.529,8607.05975,-7.02745482,0.007467916309999999,-2.318610699  
e-006,  
3.42307242e-010,-1.892679792e-014},  
bhigh={-27738.19107,78.458220100000001},  
R=202.367817311713);
```

```

constant IdealGases.Common.DataRecord CaI(
  name="CaI",
  MM=0.16698247,
  Hf=72961.67076699728,
  H0=59995.04019793216,
  Tlimit=1000,
  alow={-826.179018,-85.08975899999999,4.86417169,-0.000786316965,
    1.100493506e-006,-7.34803061e-010,2.010892767e-013},
  blow={523.675344,3.58539168},
  ahigh={1771071.309,-5683.64373,11.53857476,-0.0041940202,1.291359961e-006,-1
.730043579e-010,
    8.38076235e-015},
  bhigh={35832.932,-44.0591757},
  R=49.79248420507854);

constant IdealGases.Common.DataRecord CaI2(
  name="CaI2",
  MM=0.29388694,
  Hf=-882378.4581921197,
  H0=54616.22418471539,
  Tlimit=1000,
  alow={-1097.851401,-145.9821761,8.08934184,-0.001305332923,1.624199331e-006,
    -1.061194001e-009,2.825551217e-013},
  blow={-32726.9298,-6.98171494},
  ahigh={-16237.27104,-2.859530722,7.50243219,-1.071178707e-006,
    2.544559095e-010,-3.083631004e-014,1.491836724e-018},
  bhigh={-33463.4117,-3.56730574},
  R=28.29139668472509);

constant IdealGases.Common.DataRecord CaO(
  name="CaO",
  MM=0.0560774,
  Hf=677729.4953047038,
  H0=159656.2608109506,
  Tlimit=1000,
  alow={38897.3307,-483.567735,5.07771325,0.000307623525,-1.159759897e-006,
    8.493433339999999e-010,-1.495333366e-013},
  blow={5937.643480000001,-3.95532073},
  ahigh={-49131061.7,149586.595,-168.1654149,0.09381950259999999,-2.455529428e
-005,
    3.07498072e-009,-1.485914237e-013},
  bhigh={-946151.172,1235.694769},
  R=148.2677870229362);

constant IdealGases.Common.DataRecord CaOplus(
  name="CaOplus",
  MM=0.0560768514,
  Hf=12665431.88977975,
  H0=163402.7191476731,
  Tlimit=1000,
  alow={109806.0332,-1459.992448,9.88077794,-0.009157564600000001,
    8.7075825600000001e-006,-4.39041108e-009,9.264854659999999e-013},
  blow={91500.57350000001,-30.09947701},
  ahigh={939784.313,-2993.362243,8.33619182,-0.002303295087,7.37396753e-007,-1
.052888279e-010,
    5.25713841e-015},
  bhigh={102809.8401,-24.61547836},
  R=148.2692375271269);

```

```
constant IdealGases.Common.DataRecord CaOH(  
  name="CaOH",  
  MM=0.057085340000000001,  
  Hf=-3035934.444815429,  
  H0=193564.5298775482,  
  Tlimit=1000,  
  alow={46200.289,-928.567282,9.1758287700000001,-0.0039628288,  
    2.505447308e-006,3.85206821e-011,-3.35277847e-013},  
  blow={-17980.09717,-25.3370485},  
  ahigh={1979972.994,-5598.88099,11.51348706,-0.001668264707,3.31257391e-007,  
    -1.789056647e-011,-3.58071641e-016},  
  bhigh={13401.96822,-46.460842600000001},  
  R=145.6498638704788);  
  
constant IdealGases.Common.DataRecord CaOHplus(  
  name="CaOHplus",  
  MM=0.0570847914,  
  Hf=6533055.317427332,  
  H0=194407.6299103372,  
  Tlimit=1000,  
  alow={48843.4266,-983.24151000000001,9.61018295,-0.00520436066,  
    4.26304982e-006,-1.197590878e-009,9.0284118899999999e-015},  
  blow={47950.563400000001,-28.27077334},  
  ahigh={863761.537,-2347.302046,7.9819112,0.0001003160947,-6.24007417e-008,  
    1.019540904e-011,-5.69892528e-016},  
  bhigh={58305.801199999999,-21.52181937},  
  R=145.6512636043372);  
  
constant IdealGases.Common.DataRecord Ca_OH_2(  
  name="Ca_OH_2",  
  MM=0.074092680000000001,  
  Hf=-8075546.315776401,  
  H0=223939.5443652463,  
  Tlimit=1000,  
  alow={83892.575399999999,-1791.902135,16.21891031,-0.00784085717,  
    5.09511161e-006,-6.95548755e-011,-6.13215264e-013},  
  blow={-66004.0563,-60.7091392},  
  ahigh={1721854.884,-4702.21767,13.96947691,0.0001983791405,-1.243050592e-007  
,  
    2.033402404e-011,-1.137157819e-015},  
  bhigh={-44437.6135,-52.8744486},  
  R=112.2171852873995);  
  
constant IdealGases.Common.DataRecord CaS(  
  name="CaS",  
  MM=0.072143,  
  Hf=1683812.885519038,  
  H0=129743.8836754779,  
  Tlimit=1000,  
  alow={23209.90615,-451.84460800000001,6.17233375,-0.00359885202,  
    4.8237317099999999e-006,-3.63173354e-009,1.212849867e-012},  
  blow={15545.97691,-7.686936462},  
  ahigh={-15683532.14,52938.5581,-63.2246724,0.0402772638,-1.114855081e-005,  
    1.464389344e-009,-7.37607897e-014},  
  bhigh={-317202.267,479.9606012},  
  R=115.2498787131115);
```

```

constant IdealGases.Common.DataRecord Ca2(
  name="Ca2",
  MM=0.080156000000000001,
  Hf=4263752.382853436,
  H0=140639.9520934178,
  Tlimit=1000,
  a_low={-85822.2862,158.818896,11.03952055,-0.0333319676,5.34593881e-005,-4.01
15732399999999e-008,
    1.160486682e-011},
  b_low={37703.508,-23.97744561},
  a_high={240596.6267,57.7580382,2.347436675,0.0001199275034,-4.32915031e-008,
    7.01530269e-012,-3.70566032e-016},
  b_high={40818.754,18.95399607},
  R=103.7286291731124);

constant IdealGases.Common.DataRecord Cd(
  name="Cd",
  MM=0.112411,
  Hf=994564.5888747543,
  H0=55131.86431932818,
  Tlimit=1000,
  a_low={-0.0001081751543,1.816433041e-006,2.499999989,3.129989231e-011,-4.6007
1016e-014,
    3.40704874e-017,-9.989497436e-021},
  b_low={12700.99766,5.93154976},
  a_high={-269975.7467,786.600114,1.628169079,0.000459412329,-1.150420443e-007,
    1.074836707e-011,8.790199554999999e-017},
  b_high={7675.14826,12.20006052},
  R=73.96493225751928);

constant IdealGases.Common.DataRecord Cdplus(
  name="Cdplus",
  MM=0.1124104514,
  Hf=8769240.899961371,
  H0=55132.13338097137,
  Tlimit=1000,
  a_low={0.000409834494,-4.34358162e-006,2.500000019,-4.389036810000001e-011,
    5.5639692e-014,-3.63822826e-017,9.607881994999999e-021},
  b_low={117812.9439,6.62468945},
  a_high={14848.80812,-46.6915368,2.557883006,-3.6247017e-005,1.21374757e-008,
    -2.072802814e-012,1.420665367e-016},
  b_high={118107.0109,6.21641448},
  R=73.96529323073246);

constant IdealGases.Common.DataRecord CL(
  name="CL",
  MM=0.035453000000000001,
  Hf=3421459.396948072,
  H0=176898.6545567371,
  Tlimit=1000,
  a_low={22762.15854,-216.8413293,2.745185115,0.002451101694,-5.45801199e-006,
    4.41798688e-009,-1.288134004e-012},
  b_low={15013.57068,3.102963457},
  a_high={-169793.293,608.172646,2.12866409,0.0001307367034,-2.644883596e-008,
    2.842504775e-012,-1.252911731e-016},
  b_high={9934.3874,8.844772103},
  R=234.5209714269596);

```

```
constant IdealGases.Common.DataRecord CLplus(  
  name="CLplus",  
  MM=0.0354524514,  
  Hf=38891517.52705033,  
  H0=180138.0369426302,  
  Tlimit=1000,  
  alow={103469.7859,-1293.758873,8.186702690000001,-0.0099160146,  
    9.20847237e-006,-4.50742624e-009,9.18212788e-013},  
  blow={171475.878,-27.66417931},  
  ahigh={40564.0948,-49.6016572,3.10165363,-0.000586873829,2.252039316e-007,-3  
.29970302e-011,  
    1.708780842e-015},  
  bhigh={165298.2337,2.574942598},  
  R=234.5246004624662);  
  
constant IdealGases.Common.DataRecord CLminus(  
  name="CLminus",  
  MM=0.0354535486,  
  Hf=-6599000.135066875,  
  H0=174804.1661477012,  
  Tlimit=1000,  
  alow={0,0,2.5,0,0,0,0},  
  blow={-28883.89093,4.200642023},  
  ahigh={0,0,2.5,0,0,0,0},  
  bhigh={-28883.89093,4.200642023},  
  R=234.5173425037629);  
  
constant IdealGases.Common.DataRecord CLCN(  
  name="CLCN",  
  MM=0.061470399999999999,  
  Hf=2183164.580025509,  
  H0=173563.8941669487,  
  Tlimit=1000,  
  alow={72740.434299999999,-1297.344947,11.07676527,-0.01108430216,  
    1.614009477e-005,-1.088916772e-008,2.830952246e-012},  
  blow={20843.88986,-35.97370046},  
  ahigh={346757.312,-1957.85737,8.807806149999999,-0.0004388362779999999,  
    1.024761895e-007,-1.110675026e-011,4.98617942e-016},  
  bhigh={25819.23944,-26.36885363},  
  R=135.2597673026367);  
  
constant IdealGases.Common.DataRecord CLF(  
  name="CLF",  
  MM=0.0544514032,  
  Hf=-1022948.71622335,  
  H0=163597.3818210069,  
  Tlimit=1000,  
  alow={33522.1081,-368.83119,4.27228862,0.002549434508,-4.45683089e-006,  
    3.41385412e-009,-9.8386852e-013},  
  blow={-5839.36969,0.2318014199},  
  ahigh={3045867.173,-9979.32826,16.84162254,-0.007465850620000001,  
    2.336213612e-006,-3.36586546e-010,1.763082415e-014},  
  bhigh={54471.208000000001,-87.07987094000001},  
  R=152.6952752615198);  
  
constant IdealGases.Common.DataRecord CLF3(  
  name="CLF3",
```

```

MM=0.0924482096,
Hf=-1780456.330221889,
H0=148498.8087860168,
Tlimit=1000,
alow={128517.5171,-2140.445721,14.93096474,-0.00604247104,3.71896861e-006,-8
.0532011e-010,
-7.98560053e-014},
blow={-11384.5964,-55.94838353},
ahigh={-229495.6235,-122.0741,10.09124644,-3.64972475e-005,8.05891075e-009,
-9.23084995e-013,4.27256949e-017},
bhigh={-22828.40447,-25.11605479},
R=89.93653891161999);

```

```

constant IdealGases.Common.DataRecord CLF5 (
  name="CLF5",
  MM=0.130445016,
  Hf=-1824523.521849237,
  H0=137455.5851179473,
  Tlimit=1000,
  alow={245970.3939,-4315.34807,27.27005972,-0.01670193839,1.421668208e-005,-6
.4264797400000001e-009,
1.183099799e-012},
blow={-10714.23726,-126.7466837},
ahigh={-426932.7449999999,-205.805739,16.15465278,-6.21268818e-005,
1.376637959e-008,-1.581335709e-012,7.33642249e-017},
bhigh={-33614.666,-57.57531175},
R=63.73928460402045);

```

```

constant IdealGases.Common.DataRecord CLO (
  name="CLO",
  MM=0.0514524,
  Hf=1975051.018028314,
  H0=185066.4886380422,
  Tlimit=1000,
  alow={-16872.68145,257.3812247,2.17584612,0.006432061130000001,-8.5682495000
00001e-006,
5.7649712500000001e-009,-1.545771209e-012},
blow={9829.518979999999,13.86010503},
ahigh={409376.052,-1765.985112,7.08790063,-0.001828450169,7.1038181e-007,-1.
209332942e-010,
7.07644104e-015},
bhigh={21518.91784,-16.68645548},
R=161.5954163459819);

```

```

constant IdealGases.Common.DataRecord CLO2 (
  name="CLO2",
  MM=0.067451800000000001,
  Hf=1556667.131195906,
  H0=160123.9107036432,
  Tlimit=1000,
  alow={-11272.77696,390.303203,-0.384301853,0.02108677947,-2.793137755e-005,
1.841289286e-008,-4.83977915e-012},
blow={9756.93367,29.132627},
ahigh={-163379.3802,-316.148067,7.00978726,0.0002837971144,-1.179925338e-007
,
2.920383252e-011,-2.024030202e-015},
bhigh={11849.46452,-10.91168827},
R=123.2653835776065);

```



```
constant IdealGases.Common.DataRecord CL2(  
  name="CL2",  
  MM=0.070906000000000001,  
  Hf=0,  
  H0=129482.8364313316,  
  Tlimit=1000,  
  alow={34628.1517,-554.7126520000001,6.20758937,-0.002989632078,  
    3.17302729e-006,-1.793629562e-009,4.260043590000001e-013},  
  blow={1534.069331,-9.438331107},  
  ahigh={6092569.42,-19496.27662,28.54535795,-0.01449968764,4.46389077e-006,-6  
.35852586e-010,  
    3.32736029e-014},  
  bhigh={121211.7724,-169.0778824},  
  R=117.2604857134798);  
  
constant IdealGases.Common.DataRecord CL2O(  
  name="CL2O",  
  MM=0.086905399999999999,  
  Hf=909034.4213363037,  
  H0=134577.1609129007,  
  Tlimit=1000,  
  alow={77988.554,-1182.537879,9.52651466,-0.002596163176,  
    8.696781310000001e-007,4.4840982699999999e-010,-3.044511967e-013},  
  blow={13767.29572,-24.84690718},  
  ahigh={-127174.3461,-67.4196322,7.05002245,-1.988084386e-005,  
    4.366209050000001e-009,-4.978580680000001e-013,2.295679186e-017},  
  bhigh={7387.2893,-8.797477254},  
  R=95.67267396502405);  
  
constant IdealGases.Common.DataRecord Co(  
  name="Co",  
  MM=0.0589332,  
  Hf=7269953.099441402,  
  H0=107914.8595358813,  
  Tlimit=1000,  
  alow={-2598.939184,246.1989844,-0.610605837,0.01393005772,-2.210012979e-005,  
    1.623755261e-008,-4.534904351e-012},  
  blow={49846.1376,22.57584199},  
  ahigh={1381841.305,-3756.03668,6.65713065,-0.001269246675,1.464092329e-007,  
    6.57494657e-012,-1.102384178e-015},  
  bhigh={74944.42909999999,-22.58500836},  
  R=141.0829888755405);  
  
constant IdealGases.Common.DataRecord Coplus(  
  name="Coplus",  
  MM=0.058932651399999999,  
  Hf=20243503.02691455,  
  H0=106757.5758181482,  
  Tlimit=1000,  
  alow={102849.416,-874.473126,4.27950028,0.002225857835,-7.45727457e-006,  
    7.27922195e-009,-2.347541963e-012},  
  blow={147489.5959,-5.67901922},  
  ahigh={2907386.174,-8619.705749999999,11.88134934,-0.00351064742,  
    5.74800468e-007,-2.534065135e-011,2.976607469e-016},  
  bhigh={197741.9221,-60.9653344},  
  R=141.0843022073838);
```

```

constant IdealGases.Common.DataRecord Cominus(
  name="Cominus",
  MM=0.0589337486,
  Hf=6081648.978968902,
  H0=107014.6079253475,
  Tlimit=1000,
  alow={34594.9376,-135.5041712,1.116330898,0.009042761829999999,-1.454296726e
-005,
    9.99494063e-009,-2.595633259e-012},
  blow={43370.3782,12.70494975},
  ahigh={-574139.417,1763.109207,1.415561988,0.000377686969,-7.53417998e-008,
    7.99570154e-012,-3.49044e-016},
  bhigh={30834.93114,16.34360353},
  R=141.0816755681481);

constant IdealGases.Common.DataRecord Cr(
  name="Cr",
  MM=0.0519961,
  Hf=7644419.485307553,
  H0=119190.2469608298,
  Tlimit=1000,
  alow={1335.658217,-21.02424026,2.631908173,-0.000424626325,7.43919416e-007,
    -6.76393163e-010,2.507855625e-013},
  blow={47158.6664,6.00542545},
  ahigh={-11202207.89,34011.636900000001,-36.5706217,0.02110296902,-5.51818014e
-006,
    7.17360171e-010,-3.505127367e-014},
  bhigh={-168899.344,286.4481267},
  R=159.9056852340849);

constant IdealGases.Common.DataRecord Crplus(
  name="Crplus",
  MM=0.0519955514,
  Hf=20319944.67895959,
  H0=119191.5045255199,
  Tlimit=1000,
  alow={181.9187467,-2.188843517,2.510676511,-2.706791825e-005,
    3.76849263e-008,-2.736784742e-011,8.1153899319999999e-015},
  blow={126338.0825,6.50627617},
  ahigh={3342330.79,-10642.61051,15.57884307,-0.00770897148,2.158300274e-006,
    -2.36810811e-010,8.952805604e-015},
  bhigh={193299.767,-86.0435667},
  R=159.9073723833997);

constant IdealGases.Common.DataRecord Crminus(
  name="Crminus",
  MM=0.0519966486,
  Hf=6289317.423431017,
  H0=119188.989422676,
  Tlimit=1000,
  alow={0,0,2.5,0,0,0,0},
  blow={38586.2787,6.56683537},
  ahigh={0,0,2.5,0,0,0,0},
  bhigh={38586.2787,6.56683537},
  R=159.9039981203712);

constant IdealGases.Common.DataRecord CrN(

```

```
name="CrN",
MM=0.0660028,
Hf=7651323.883229196,
H0=132991.1609810493,
Tlimit=1000,
alow={-8239.129220000001,300.8144202,0.514787492,0.01129636791,-1.515183504e
-005,
    1.010997229e-008,-2.68777575e-012},
blow={58456.2812,22.98028696},
ahigh={1110672.49,-3690.47854,8.59905668,-0.002125587223,5.28235848e-007,-4.
92113915e-011,
    1.404331106e-015},
bhigh={82548.045800000001,-27.99968411},
R=125.9715042392141);
```

```
constant IdealGases.Common.DataRecord CrO(
name="CrO",
MM=0.0679955,
Hf=2744024.501621431,
H0=144849.5562206323,
Tlimit=1000,
alow={9373.33411,136.9743818,1.621443428,0.008814095959999999,-1.23284536e-0
05,
    8.4979609400000001e-009,-2.315804197e-012},
blow={20909.48871,17.81935787},
ahigh={1092367.332,-3749.75865,9.00787021,-0.002545445236,
    6.9280516800000001e-007,-6.3908319500000001e-011,1.659741645e-015},
bhigh={44470.9821,-29.42600453},
R=122.2797391003817);
```

```
constant IdealGases.Common.DataRecord CrO2(
name="CrO2",
MM=0.0839949,
Hf=-1286307.085311132,
H0=127315.6941671459,
Tlimit=1000,
alow={35486.299,-229.8628537,2.286289393,0.01616929338,-2.34519891e-005,
    1.631365714e-008,-4.44426962e-012},
blow={-12789.1284,14.42954956},
ahigh={-432710.914,191.5584657,7.18824737,-0.000569484619,3.54636613e-007,-5
.65512306e-011,
    2.908946349e-015},
bhigh={-17433.39545,-10.0642472},
R=98.9878194985648);
```

```
constant IdealGases.Common.DataRecord CrO3(
name="CrO3",
MM=0.09999429999999999,
Hf=-3220554.411601461,
H0=130408.1532647361,
Tlimit=1000,
alow={41830.2006,-505.934885,4.43271567,0.01995079387,-2.920597649e-005,
    2.03933028e-008,-5.5800866300000001e-012},
blow={-37697.024,0.8653827279999999},
ahigh={-628331.401,692.8158179999999,8.971274599999999,0.000682336564,-2.235
048825e-007,
    3.36678579e-011,-1.614026492e-015},
bhigh={-47238.802,-19.45305345},
```

```
R=83.1494595191926);
```

```
constant IdealGases.Common.DataRecord CrO3minus(
  name="CrO3minus",
  MM=0.09999484859999999,
  Hf=-6328834.473579072,
  H0=134244.3054611516,
  Tlimit=1000,
  alow={187345.5703,-2300.722991,13.43953022,-0.001663085846,-1.443973096e-006
,
  2.045898933e-009,-6.8375553e-013},
  blow={-66301.1158,-49.306442},
  ahigh={-649968.203,452.201762,9.9805759,-0.000421413673,2.631277945e-007,-4.
594543650000001e-011,
  2.659097549e-015},
  bhigh={-83500.1973,-24.648109},
  R=83.14900333775795);
```

```
constant IdealGases.Common.DataRecord Cs(
  name="Cs",
  MM=0.13290545,
  Hf=575597.1632465035,
  H0=46630.35263038498,
  Tlimit=1000,
  alow={54.6658407,-0.827934604,2.50494221,-1.49462069e-005,2.425976774e-008,
  -2.013172322e-011,6.704271991e-015},
  blow={8459.321389999999,6.848825772},
  ahigh={6166040.899999999,-18961.75522,24.83229903,-0.01251977234,
  3.30901739e-006,-3.35401202e-010,9.626500908000001e-015},
  bhigh={128511.1231,-152.2942188},
  R=62.559300615588);
```

```
constant IdealGases.Common.DataRecord Csplus(
  name="Csplus",
  MM=0.1329049014,
  Hf=3449096.483058675,
  H0=46630.54510945222,
  Tlimit=1000,
  alow={0,0,2.5,0,0,0,0},
  blow={54387.3782,6.182757992},
  ahigh={0,0,2.5,0,0,0,0},
  bhigh={54387.3782,6.182757992},
  R=62.55955884558522);
```

```
constant IdealGases.Common.DataRecord Csminus(
  name="Csminus",
  MM=0.1329059986,
  Hf=186577.1918589685,
  H0=46630.16015290675,
  Tlimit=1000,
  alow={0,0,2.5,0,0,0,0},
  blow={2237.029001,6.182770382},
  ahigh={0,0,2.5,0,0,0,0},
  bhigh={2237.029001,6.182770382},
  R=62.5590423877226);
```

```
constant IdealGases.Common.DataRecord CsBO2(
```

```
name="CsBO2",
MM=0.17571525,
Hf=-3909176.386227149,
H0=82326.91243361063,
Tlimit=1000,
alow={41936.0958,-666.4237400000001,8.134835880000001,0.002902960302,-7.8814
6792e-007,
      -8.327694539999999e-010,4.44171911e-013},
blow={-81223.2007,-11.21622595},
ahigh={89755.79890000001,-1656.134283,11.16468934,-0.000447636699,
       9.621091809999999e-008,-1.081470115e-011,4.93844674e-016},
bhigh={-76104.79670000001,-30.36616012},
R=47.31787366207544);
```

constant IdealGases.Common.DataRecord CsBr (

```
name="CsBr",
MM=0.21280945,
Hf=-971897.0421661255,
H0=48898.79185346327,
Tlimit=1000,
alow={1639.263647,-69.4747797,4.86005872,-0.0008587780150000001,
      1.37517755e-006,-9.89176698e-010,2.895433432e-013},
blow={-25895.50471,4.46535569},
ahigh={-152832.9963,1259.712657,1.704268408,0.002776255318,-1.228389838e-006
,
      2.698111786e-010,-1.98353448e-014},
bhigh={-33278.4203,24.84116659},
R=39.07003189942927);
```

constant IdealGases.Common.DataRecord CsCL (

```
name="CsCL",
MM=0.16835845,
Hf=-1438768.757968489,
H0=60175.90444673255,
Tlimit=1000,
alow={-25381.65292,297.2839326,2.667813848,0.00558327241,-8.52900509e-006,
      6.595191390000001e-009,-1.989715823e-012},
blow={-31892.5145,15.11365709},
ahigh={-3674923.48,11861.52941,-10.63287842,0.009804117919999999,-3.27779746
e-006,
      5.53423339e-010,-3.4012315e-014},
bhigh={-104865.8658,111.4096064},
R=49.38553425741328);
```

constant IdealGases.Common.DataRecord CsF (

```
name="CsF",
MM=0.1519038532,
Hf=-2397667.184389764,
H0=63494.87387460162,
Tlimit=1000,
alow={18436.85799,-404.240939,6.38317886,-0.00467432337,6.63013401e-006,-4.7
6090553e-009,
      1.374569797e-012},
blow={-43184.8959,-7.22659323},
ahigh={-1850863.231,5625.298800000001,-2.250022212,0.00410924354,-1.25024383
7e-006,
      1.941483152e-010,-1.071166179e-014},
bhigh={-80798.2779,51.3555945},
```

R=54.73509608115722);

```
constant IdealGases.Common.DataRecord CsH (
  name="CsH",
  MM=0.13391339,
  Hf=865858.9406182609,
  H0=66058.4128293668,
  Tlimit=1000,
  alow={16205.44411,-70.8701628,2.480847135,0.00702198599,-1.007126309e-005,
        7.09063903e-009,-1.950395735e-012},
  blow={13427.77328,9.89424717},
  ahigh={-911214.6649999999,3576.47275,-1.258058765,0.00431485515,-1.407820502
e-006,
        2.154598897e-010,-1.254525606e-014},
  bhigh={-9158.717270000001,39.0880003},
  R=62.08842894650043);
```

```
constant IdealGases.Common.DataRecord CsI (
  name="CsI",
  MM=0.25980992,
  Hf=-586274.2769791085,
  H0=40607.09845105222,
  Tlimit=1000,
  alow={-4072.68565,23.30073667,4.38727769,0.000341208429,-2.175588153e-007,
        8.906786999999999e-011,-2.182639837e-015},
  blow={-19787.66885,8.074657820000001},
  ahigh={4511259.05,-13417.06362,19.80984712,-0.008359855550000002,
        2.348201245e-006,-2.874285248e-010,1.20808775e-014},
  bhigh={65734.3913,-102.1032592},
  R=32.0021344835486);
```

```
constant IdealGases.Common.DataRecord CsLi (
  name="CsLi",
  MM=0.13984645,
  Hf=1159459.707414811,
  H0=73946.27464622805,
  Tlimit=1000,
  alow={1368.709568,-74.5129706,4.84562093,-0.0005573667210000001,
        4.95332676e-007,4.36906891e-010,-4.60814577e-013},
  blow={18505.77392,2.112012017},
  ahigh={7481630.23,-28852.97839,46.3110499,-0.02784288108,8.78741349e-006,-1.
264901197e-009,
        6.72018628e-014},
  bhigh={194513.7819,-285.7846194},
  R=59.45429433496524);
```

```
constant IdealGases.Common.DataRecord CsNO2 (
  name="CsNO2",
  MM=0.17891095,
  Hf=-1175667.716257725,
  H0=89319.13893476056,
  Tlimit=1000,
  alow={-71060.1044,1272.448257,-2.447362349,0.03064441948,-3.69922594e-005,
        2.259121812e-008,-5.58063591e-012},
  blow={-33133.7092,49.54693336},
  ahigh={-163350.3154,-846.8879579999999,10.62853461,-0.0002508799215,
        5.54125577e-008,-6.35559195e-012,2.946880031e-016},
```

```
bhigh={-24030.40739,-24.43488888},  
R=46.4726837569193);
```

```
constant IdealGases.Common.DataRecord CsNO3(  
  name="CsNO3",  
  MM=0.19491035,  
  Hf=-1634014.76627588,  
  H0=84980.65905684332,  
  Tlimit=1000,  
  a_low={-26772.19779,901.169269,-3.26534082,0.04298377699999999,-5.38675138e-05,  
    3.38452752e-008,-8.56522366e-012},  
  b_low={-44053.0414,51.18862689},  
  a_high={-314751.7676,-1367.011655,14.01012848,-0.000401864713,8.8536147e-008,  
    -1.013466457e-011,4.69175873e-016},  
  b_high={-35490.2667,-45.00692791},  
  R=42.65792965843015);
```

```
constant IdealGases.Common.DataRecord CsNa(  
  name="CsNa",  
  MM=0.15589522,  
  Hf=807640.7281762712,  
  H0=68649.50060688198,  
  Tlimit=1000,  
  a_low={25217.38609,-429.53624899999999,7.22309474,-0.008460463000000001,  
    1.443905157e-005,-1.143624855e-008,3.18372193e-012},  
  b_low={15790.99265,-8.8387902999999999},  
  a_high={3879556.79,-17801.67288,34.913558,-0.02320080793,  
    7.861975840000001e-006,-1.171011257e-009,6.3239273699999999e-014},  
  b_high={119577.6556,-200.1754433},  
  R=53.33371991777555);
```

```
constant IdealGases.Common.DataRecord CsO(  
  name="CsO",  
  MM=0.14890485,  
  Hf=252425.0754760506,  
  H0=66049.68206206849,  
  Tlimit=1000,  
  a_low={8683.95881,425.027817,-3.4840553,0.0380196983,-6.6519275599999999e-005,  
    5.17347219e-008,-1.512567066e-011},  
  b_low={1969.690015,42.4079614},  
  a_high={837554.4350000001,-2418.205772,8.908065349999999,-0.00337818004,  
    1.312755917e-006,-2.150508925e-010,1.21913898e-014},  
  b_high={18094.93447,-24.6085858},  
  R=55.83748279522124);
```

```
constant IdealGases.Common.DataRecord CsOH(  
  name="CsOH",  
  MM=0.14991279,  
  Hf=-1707659.499899908,  
  H0=78943.82460629277,  
  Tlimit=1000,  
  a_low={9386.960789999999,-500.935426,8.30135198,-0.00323559684,  
    2.612406777e-006,-4.95061341e-010,-1.038364927e-013},  
  b_low={-30257.22427,-17.42194837},  
  a_high={896717.113,-2323.978587,7.95964487,0.0001101149275,-6.466013969999999  
e-008,
```

```

    1.045968201e-011,-5.82251417e-016},
    bhigh={-17362.58234,-18.64239624},
    R=55.46205897442107);

```

```

constant IdealGases.Common.DataRecord CsRb (
    name="CsRb",
    MM=0.21837325,
    Hf=510489.8699817858,
    H0=50244.85370804345,
    Tlimit=1000,
    alow={-4910.92268,-9.20901555,5.19337789,-0.00439024699,1.254790436e-005,-1.
414878514e-008,
    5.10144131e-012},
    blow={12004.98171,5.36154293},
    ahigh={-13286933.78,34145.7947,-23.73696406,0.0070704654,3.86345097e-007,-3.
158132986e-010,
    2.667747207e-014},
    bhigh={-212400.8997,223.9970251},
    R=38.07459017988696);

```

```

constant IdealGases.Common.DataRecord Cs2 (
    name="Cs2",
    MM=0.2658109,
    Hf=411587.083148208,
    H0=41492.40305796338,
    Tlimit=1000,
    alow={-46741.5873,595.201951,1.895333975,0.00408206581,2.531487119e-006,-9.0
851390300000001e-009,
    4.29017993e-012},
    blow={8857.282570000001,23.91592727},
    ahigh={-25927395.9,75398.1891,-74.840868,0.0369286679,-8.08249724e-006,
    8.171850729999999e-010,-3.0892859e-014},
    bhigh={-471504.572,586.093375},
    R=31.279650307794);

```

```

constant IdealGases.Common.DataRecord Cs2Br2 (
    name="Cs2Br2",
    MM=0.4256189,
    Hf=-1329426.08751632,
    H0=51955.23507062304,
    Tlimit=1000,
    alow={-6321.28518,-12.13153529,10.04967112,-0.0001102100044,
    1.365293456e-007,-8.85695707e-011,2.339447704e-014},
    blow={-70997.71709999999,-7.53942479},
    ahigh={-7545.84665,-0.2087093009,10.00018042,-8.03426073e-008,
    1.923604258e-011,-2.34469814e-015,1.139365834e-019},
    bhigh={-71058.8354,-7.25179304},
    R=19.53501594971464);

```

```

constant IdealGases.Common.DataRecord Cs2CO3 (
    name="Cs2CO3",
    MM=0.3258198,
    Hf=-2475134.841406201,
    H0=65002.37554623753,
    Tlimit=1000,
    alow={-46731.3,943.6549060000001,-0.2374670436,0.0416848461,-5.09437221e-005
,

```



```
3.132078394e-008,-7.78042167e-012},
blow={-103916.2411,40.558539800000001},
ahigh={-303714.9985,-1517.0784,17.11941656,-0.000444970012,
9.7983252400000001e-008,-1.121256063e-011,5.1897347800000001e-016},
bhigh={-94204.1477,-56.8200626},
R=25.51862102917011);
```

```
constant IdealGases.Common.DataRecord Cs2CL2 (
  name="Cs2CL2",
  MM=0.3367169,
  Hf=-1914541.260031796,
  H0=62202.73470087186,
  Tlimit=1000,
  allow={-10779.56357,-53.4610695,10.21710683,-0.000478968703,5.90894653e-007,
-3.82141652e-010,1.006995985e-013},
  blow={-80295.1517,-12.07856486},
  ahigh={-16251.43966,-0.900613735,10.00077173,-3.41619408e-007,
8.14496808e-011,-9.897475279999999e-015,4.79833081e-019},
  bhigh={-80565.13219999999,-10.81977337},
  R=24.69276712870664);
```

```
constant IdealGases.Common.DataRecord Cs2F2 (
  name="Cs2F2",
  MM=0.3038077064,
  Hf=-2935601.985111462,
  H0=63818.65762968019,
  Tlimit=1000,
  allow={-9942.67748,-253.6723355,11.00684073,-0.002185640152,2.664791874e-006,
-1.708229209e-009,4.47115198e-013},
  blow={-109058.2601,-20.00699602},
  ahigh={-36779.4642,-4.35575348,10.00366687,-1.603814186e-006,
3.79146974e-010,-4.57868743e-014,2.209385787e-018},
  bhigh={-110345.6448,-14.15086452},
  R=27.36754804057861);
```

```
constant IdealGases.Common.DataRecord Cs2I2 (
  name="Cs2I2",
  MM=0.5196198399999999,
  Hf=-873779.3710879093,
  H0=43464.2815024153,
  Tlimit=1000,
  allow={-4449.28697,-5.32179366,10.02183919,-4.85337485e-005,
6.019338399999999e-008,-3.90822639e-011,1.032981014e-014},
  blow={-57578.2338,-5.27126709},
  ahigh={-4983.37601,-0.09461179879999999,10.00008229,-3.68096204e-008,
8.8446609100000001e-012,-1.081178562e-015,5.26614198e-020},
  bhigh={-57605.010400000001,-5.14486489},
  R=16.0010672417743);
```

```
constant IdealGases.Common.DataRecord Cs2O (
  name="Cs2O",
  MM=0.2818103,
  Hf=-506920.240317689,
  H0=49997.65799901566,
  Tlimit=1000,
  allow={19105.33804,-496.218153,8.7596063,-0.00351162279,4.01647983e-006,-2.45
0899853e-009,
```

```

        6.17240489e-013},
    blow={-16776.64956,-11.59258822},
    ahigh={-41191.4741,-10.79255391,7.00850047,-3.54295578e-006,8.08169912e-010,
        -9.4994199300000001e-014,4.48912254e-018},
    bhigh={-19343.7785,-1.20397045},
    R=29.503790315684);

```

```

constant IdealGases.Common.DataRecord Cs2Oplus (
    name="Cs2Oplus",
    MM=0.2818097514,
    Hf=1006707.271805216,
    H0=51267.65815670069,
    Tlimit=1000,
    alow={683.705609,-243.5575007,7.78303747,-0.001414552725,1.470799739e-006,-8
.2188213300000001e-010,
        1.911749489e-013},
    blow={33241.9487,-4.75042356},
    ahigh={-31530.85844,-5.77155903,7.00448263,-1.848241331e-006,4.1808823e-010,
        -4.88237627e-014,2.295419936e-018},
    bhigh={31962.2731,-0.0543435069},
    R=29.50384775081279);

```

```

constant IdealGases.Common.DataRecord Cs2O2 (
    name="Cs2O2",
    MM=0.2978097,
    Hf=-829620.7410302619,
    H0=58515.54197193711,
    Tlimit=1000,
    alow={22745.0518,-566.7912570000001,10.01728332,0.002547081016,-4.90921669e-
006,
        3.84878891e-009,-1.124566008e-012},
    blow={-29473.3436,-18.41275291},
    ahigh={-119003.2094,-92.6107526,10.06915777,-2.766227147e-005,
        6.11075296e-009,-7.0035954800000001e-013,3.24374252e-017},
    bhigh={-32556.1074,-17.24868948},
    R=27.91874139761062);

```

```

constant IdealGases.Common.DataRecord Cs2O2H2 (
    name="Cs2O2H2",
    MM=0.29982558,
    Hf=-2177932.916864532,
    H0=79837.59424396011,
    Tlimit=1000,
    alow={-10859.81041,-688.306842,16.43543354,-0.00403922058,2.331117156e-006,
        8.43965163e-010,-6.85930973e-013},
    blow={-79394.7623,-49.0619681},
    ahigh={1802857.941,-4656.35475,16.93566597,0.0002117402535,-1.272249096e-007
,
        2.066555839e-011,-1.152390667e-015},
    bhigh={-51908.1369,-58.4971916},
    R=27.73102948721054);

```

```

constant IdealGases.Common.DataRecord Cs2SO4 (
    name="Cs2SO4",
    MM=0.3618735,
    Hf=-3088515.279510658,
    H0=66288.81639578473,

```

```
Tlimit=1000,  
alow={61536.3787,-638.137433,6.89477209,0.0396018291,-5.529862010000001e-005
```

```
,
```

```
3.73633252e-008,-9.973241829999999e-012},  
blow={-133976.031,-1.284432588},  
ahigh={-522339.752,-944.415525,19.70476453,-0.000282122599,  
6.240792279999999e-008,-7.16346407e-012,3.32266719e-016},  
bhigh={-136417.9983,-68.20406795},  
R=22.97618366639171);
```

```
constant IdealGases.Common.DataRecord Cu(
```

```
name="Cu",  
MM=0.06354600000000001,  
Hf=5309539.54615554,  
H0=97526.64211752116,  
Tlimit=1000,  
alow={77.1313315,-1.169236206,2.506987803,-2.116434879e-005,3.44171471e-008,  
-2.862608999e-011,9.559250991000001e-015},  
blow={39839.8121,5.73081322},  
ahigh={2308090.411,-8503.261,14.67859102,-0.00846713652,2.887821016e-006,-4.  
27065918e-010,  
2.304265084e-014},  
bhigh={92075.3562,-78.5470156},  
R=130.8417839045731);
```

```
constant IdealGases.Common.DataRecord Cuplus(
```

```
name="Cuplus",  
MM=0.06354545139999999,  
Hf=17138594.56508637,  
H0=97527.48408362082,  
Tlimit=1000,  
alow={-0.002452340093,2.606893531e-005,2.49999989,2.351922485e-010,-2.669362  
382e-013,  
1.510315123e-016,-3.278224814e-020},  
blow={130240.0621,5.07594077},  
ahigh={-2181443.016,7217.85819,-6.94115475,0.00620824892,-2.139340497e-006,  
3.56643144e-010,-2.081198501e-014},  
bhigh={85164.56659999999,71.16800670000001},  
R=130.842913486645);
```

```
constant IdealGases.Common.DataRecord Cuminus(
```

```
name="Cuminus",  
MM=0.0635465486,  
Hf=3347445.812344244,  
H0=97525.80016595896,  
Tlimit=1000,  
alow={0,0,2.5,0,0,0,0},  
blow={24838.64954,5.07596603},  
ahigh={0,0,2.5,0,0,0,0},  
bhigh={24838.64954,5.07596603},  
R=130.8406543420047);
```

```
constant IdealGases.Common.DataRecord CuCL(
```

```
name="CuCL",  
MM=0.09899899999999999,  
Hf=920110.3041444863,  
H0=95669.40070101718,
```

```

    Tlimit=1000,
    alow={14698.47736,-339.316725,5.72345959,-0.002417296132,2.858019864e-006,-1
.757900548e-009,
        4.4550472900000001e-013},
    blow={11317.14015,-4.527352594},
    ahigh={-25771.2241,-7.10634606,4.50562318,5.39454827e-005,5.38641796e-010,-6
.3484827700000001e-014,
        3.006622062e-018},
    bhigh={9566.192870000001,2.680067564},
    R=83.98541399408076);

```

constant IdealGases.Common.DataRecord CuF (

```

    name="CuF",
    MM=0.08254440320000001,
    Hf=-152039.3813932136,
    H0=110038.847552053,
    Tlimit=1000,
    alow={37613.8541,-546.8104900000001,5.83235172,-0.001695312068,
        1.21815088e-006,-3.71328528e-010,2.002276589e-014},
    blow={58.6514072,-7.15693009},
    ahigh={509415.483,-1415.00987,5.63234938,-0.000162912841,-1.156611499e-007,
        5.06603408e-011,-4.15320511e-015},
    bhigh={6305.506600000001,-7.40777361},
    R=100.7272652981032);

```

constant IdealGases.Common.DataRecord CuF2 (

```

    name="CuF2",
    MM=0.1015428064,
    Hf=-2628842.056506328,
    H0=118727.3665897026,
    Tlimit=1000,
    alow={65733.1128,-896.243084,7.91756094,0.001345667904,-4.16240001e-006,
        3.71618109e-009,-1.155537597e-012},
    blow={-29168.87325,-15.87076153},
    ahigh={-1650355.082,3775.36212,3.88911655,0.000682191264,1.875979026e-007,-5
.67736811e-011,
        3.82324873e-015},
    bhigh={-59533.717,15.22659664},
    R=81.88144778318831);

```

constant IdealGases.Common.DataRecord CuO (

```

    name="CuO",
    MM=0.0795454,
    Hf=3850254.068745647,
    H0=122583.317199989,
    Tlimit=1000,
    alow={4689.76224,-118.4808464,4.56615524,0.000430905802,-8.309886399999999e-
007,
        6.94663802e-010,-2.108693366e-013},
    blow={36151.9068,1.733847344},
    ahigh={358228.017,-913.9366409999999,5.13689867,6.240577240000001e-005,-1.55
8613495e-007,
        5.23680312e-011,-4.026745619999999e-015},
    bhigh={41507.9286,-2.63407096},
    R=104.5248625313343);

```

constant IdealGases.Common.DataRecord Cu2 (

```
name="Cu2",
MM=0.127092,
Hf=3818808.422245302,
H0=78133.58826676737,
Tlimit=1000,
alow={-852.918348,-97.2004493,4.8822337,-0.00073713694,1.000575401e-006,-6.3
91989439999999e-010,
1.668655797e-013},
blow={57493.0702,1.105391325},
ahigh={-86993.995,320.910387,3.97380288,0.000508080967,-1.707470385e-007,
3.21910819e-011,-1.958830868e-015},
bhigh={55060.9019,6.91450217},
R=65.42089195228652);
```

```
constant IdealGases.Common.DataRecord Cu3CL3(
name="Cu3CL3",
MM=0.296997,
Hf=-870614.854695502,
H0=96713.73784920386,
Tlimit=1000,
alow={4487.88532,-873.6644439999999,19.36189091,-0.00713744786,
8.56045487e-006,-5.419978740000001e-009,1.40517535e-012},
blow={-31626.8996,-59.76797945000001},
ahigh={-91885.59679999999,-15.7193643,16.0129417,-5.57299237e-006,
1.302748507e-009,-1.560175322e-013,7.48082757e-018},
bhigh={-36087.6074,-40.13211395},
R=27.99513799802692);
```

```
constant IdealGases.Common.DataRecord D(
name="D",
MM=0.002014102,
Hf=110083912.3341321,
H0=3077017.946459514,
Tlimit=1000,
alow={0,0,2.5,0,0,0,0},
blow={25921.287,0.591714338},
ahigh={60.50019210000001,-0.1810766064,2.500210817,-1.220711706e-007,
3.71517217e-011,-5.66068021e-015,3.393920393e-019},
bhigh={25922.43752,0.590212537},
R=4128.128565484767);
```

```
constant IdealGases.Common.DataRecord Dplus(
name="Dplus",
MM=0.0020135534,
Hf=764978136.6612874,
H0=3077856.291270944,
Tlimit=1000,
alow={0,0,2.5,0,0,0,0},
blow={184512.0037,-0.1018414521},
ahigh={0,0,2.5,0,0,0,0},
bhigh={184512.0037,-0.1018414521},
R=4129.253289234842);
```

```
constant IdealGases.Common.DataRecord Dminus(
name="Dminus",
MM=0.0020146506,
Hf=70857312.92562591,
```

```

H0=3076180.058219525,
Tlimit=1000,
alow={0,0,2.5,0,0,0,0},
blow={16423.73393,-0.1010243437},
ahigh={0,0,2.5,0,0,0,0},
bhigh={16423.73393,-0.1010243437},
R=4127.004454271128);

```

```

constant IdealGases.Common.DataRecord DBr (
  name="DBr",
  MM=0.081918102000000001,
  Hf=-452116.1391166021,
  H0=105814.2680112388,
  Tlimit=1000,
  alow={-19182.82458,202.0175399,3.044629038,-0.00148815745,6.8708978e-006,-6.
59116028e-009,
    2.093769216e-012},
  blow={-6560.0744,8.008690039999999},
  ahigh={665400.044,-2594.092228,6.8858794,-0.001103284901,2.894201105e-007,-3
.152037514e-011,
    1.011011776e-015},
  bhigh={10378.1314,-19.73703653},
  R=101.4973711182908);

```

```

constant IdealGases.Common.DataRecord DCL (
  name="DCL",
  MM=0.037467102,
  Hf=-2496777.119297884,
  H0=231165.5702648153,
  Tlimit=1000,
  alow={10464.21033,-231.3813446,5.42069326,-0.007508012650000001,
    1.398672495e-005,-1.066249569e-008,3.011167635e-012},
  blow={-11284.03374,-6.711842349},
  ahigh={411728.48999999999,-1764.535217,5.6688771,-0.000347596417,
    5.88268803e-008,3.76025313e-013,-5.16460056e-016},
  bhigh={-1541.258092,-12.75659404},
  R=221.9139339893436);

```

```

constant IdealGases.Common.DataRecord DF (
  name="DF",
  MM=0.0210125052,
  Hf=-13145866.87169505,
  H0=411093.4854164842,
  Tlimit=1000,
  alow={57213.7075,-731.17338,7.22087087,-0.00942396935,1.208025139e-005,-6.94
181269e-009,
    1.538525476e-012},
  blow={-30692.30024,-19.32760992},
  ahigh={800117.28000000001,-2438.386832,5.62066445,-0.0002020416838,
    1.714418979e-008,2.697462563e-012,-2.88829741e-016},
  bhigh={-18574.47029,-14.73004444},
  R=395.6916093945809);

```

```

constant IdealGases.Common.DataRecord DOCL (
  name="DOCL",
  MM=0.053466502,
  Hf=-1487635.865910959,

```

```
H0=193108.0884999733,
Tlimit=1000,
alow={68528.3429,-767.344455,5.93397014,0.002868820667,-5.207166370000001e-0
06,
      4.927572739999999e-009,-1.709526276e-012},
blow={-6824.03505,-7.757833983},
ahigh={604306.633,-2646.500381,8.61247421,-0.0005532268239999999,
      1.086845232e-007,-1.13738129e-011,4.90429552e-016},
bhigh={4845.79518,-25.88861801},
R=155.5080599811822);

constant IdealGases.Common.DataRecord DO2 (
  name="DO2",
  MM=0.034012902,
  Hf=190731.8581637051,
  H0=295927.2337303062,
  Tlimit=1000,
  alow={-21114.79735,602.337175,-1.294877674,0.0181294797,-2.161807666e-005,
      1.391729127e-008,-3.69774028e-012},
  blow={-2976.943856,32.7283448},
  ahigh={-1267224.927,2799.947016,2.325174609,0.00272632507,-6.31450732e-007,
      6.7292892e-011,-2.765192818e-015},
  bhigh={-19594.11733,17.89922833},
  R=244.4505323303493);

constant IdealGases.Common.DataRecord DO2minus (
  name="DO2minus",
  MM=0.0340134506,
  Hf=-3081002.019830355,
  H0=296350.11509241,
  Tlimit=1000,
  alow={104870.5051,-890.6236769999999,5.66655356,0.001904603784,-1.21526321e-
006,
      6.57751333e-010,-2.147376147e-013},
  blow={-8942.37725,-7.7972192},
  ahigh={552766.192,-2796.895783,8.772206669999999,-0.0006291116630000001,
      1.272331622e-007,-1.364440687e-011,6.00519944e-016},
  bhigh={2512.066767,-28.90020381},
  R=244.4465896088767);

constant IdealGases.Common.DataRecord D2 (
  name="D2",
  MM=0.004028204,
  Hf=0,
  H0=2127276.324634999,
  Tlimit=1000,
  alow={21257.90482,-299.6945907,5.13031498,-0.004172970890000001,
      5.014345719999999e-006,-2.126389969e-009,2.386536969e-013},
  blow={394.49859,-11.64191209},
  ahigh={821516.856,-2365.623159,5.34297451,6.92814599e-005,-8.52367102e-008,
      2.456447415e-011,-1.960597698e-015},
  bhigh={14342.14587,-17.12600356},
  R=2064.064282742384);

constant IdealGases.Common.DataRecord D2plus (
  name="D2plus",
  MM=0.004027655400000001,
```

```

Hf=372069647.517511,
H0=2147899.743359374,
Tlimit=1000,
alow={-96409.59090000001,1243.052385,-2.557714366,0.01343064234,-1.285600289
e-005,
    6.46342167e-009,-1.337616868e-012},
blow={173096.6171,33.5631492},
ahigh={925595.135,-4505.21994,11.03203365,-0.00470608903,1.83806846e-006,-3.
135924623e-010,
    1.857684975e-014},
bhigh={205829.889,-52.8391224},
R=2064.345425380731);

```

```

constant IdealGases.Common.DataRecord D2minus(
  name="D2minus",
  MM=0.004028752599999999,
  Hf=58370578.77418436,
  H0=2162915.389741232,
  Tlimit=1000,
  alow={-4365.33206,311.2987057,0.548195003,0.009956988109999999,-1.167000612e
-005,
    6.97565641e-009,-1.682718179e-012},
blow={25978.97625,14.42223161},
ahigh={-57988.05190000001,-312.2959355,4.73038828,5.6959008e-005,
    2.01897543e-008,-2.311492448e-012,1.070266527e-016},
bhigh={28512.00896,-9.15752792},
R=2063.783216671086);

```

```

constant IdealGases.Common.DataRecord D2O(
  name="D2O",
  MM=0.020027604,
  Hf=-12443325.72183872,
  H0=497314.4565870186,
  Tlimit=1000,
  alow={6958.27847,-12.80889437,3.59587887,0.001502093683,3.59467505e-007,
    5.3404172e-010,-5.18194127e-013},
blow={-31019.44566,2.895556576},
ahigh={1544193.253,-5474.238899999999,10.17542424,-0.0009619415540000001,
    2.036545675e-007,-2.050566442e-011,8.510770689999999e-016},
bhigh={2983.24898,-44.6501157},
R=415.1506091292798);

```

```

constant IdealGases.Common.DataRecord D2O2(
  name="D2O2",
  MM=0.036027004,
  Hf=-4005328.891628069,
  H0=321026.9441222478,
  Tlimit=1000,
  alow={29577.11324,-68.9303757,2.043905473,0.01570281822,-1.935478714e-005,
    1.384941336e-008,-4.1041849e-012},
blow={-18025.02679,13.47156482},
ahigh={1147867.936,-5225.76093,13.11088701,-0.001179811896,2.729336904e-007,
    -2.961433535e-011,1.310306129e-015},
bhigh={12195.80532,-56.905382},
R=230.7844415816536);

```

```

constant IdealGases.Common.DataRecord D2S(

```



```
name="D2S",
MM=0.036093204,
Hf=-665126.5983479882,
H0=279513.9217898196,
Tlimit=1000,
alow={3988.38648,-66.2079256,4.39335445,-0.002325113084,1.189503465e-005,-1.
146524521e-008,
3.62619045e-012},
blow={-3787.38555,0.9238754374999999},
ahigh={423581.463,-2823.776231,8.96282184,-0.000646923123,1.634615644e-007,
-1.797991376e-011,8.16093957e-016},
bhigh={12046.03509,-31.91047376},
R=230.3611505368158);
```

constant IdealGases.Common.DataRecord eminus(

```
name="eminus",
MM=5.48579903e-007,
Hf=0,
H0=11297220270.20738,
Tlimit=1000,
alow={0,0,2.5,0,0,0,0},
blow={-745.375,-11.72081224},
ahigh={0,0,2.5,0,0,0,0},
bhigh={-745.375,-11.72081224},
R=15156355.44527048);
```

constant IdealGases.Common.DataRecord F(

```
name="F",
MM=0.0189984032,
Hf=4178245.885422623,
H0=343105.677428722,
Tlimit=1000,
alow={1137.409088,-145.3392797,4.07740361,-0.004303360139999999,
5.72889774e-006,-3.8193129e-009,1.018322509e-012},
blow={9311.110120000001,-3.55898265},
ahigh={14735.06226,81.4992736,2.444371819,2.120210026e-005,-4.54691862e-009,
5.10952873e-013,-2.333894647e-017},
bhigh={8388.37465,5.47871064},
R=437.6405697085111);
```

constant IdealGases.Common.DataRecord Fplus(

```
name="Fplus",
MM=0.0189978546,
Hf=93000834.52581009,
H0=353236.3070091083,
Tlimit=1000,
alow={-38716.8019,321.881566,2.200920452,-0.0002455492688,7.85835506e-007,-6
.43598792e-010,
1.839793564e-013},
blow={209883.0937,7.81699924},
ahigh={16496.35664,133.7351478,2.332522942,0.0001215277877,-4.8010377e-008,
9.027225149999999e-012,-5.47066494e-016},
bhigh={211074.5327,6.62581709},
R=437.653207431117);
```

constant IdealGases.Common.DataRecord Fminus(

```
name="Fminus",
```

```

MM=0.0189989518,
Hf=-13426639.25280341,
H0=326198.4169042421,
Tlimit=1000,
alow={0,0,2.5,0,0,0,0},
blow={-31425.72443,3.26488271},
ahigh={0,0,2.5,0,0,0,0},
bhigh={-31425.72443,3.26488271},
R=437.6279327157407);

```

```

constant IdealGases.Common.DataRecord FCN (
  name="FCN",
  MM=0.0450158032,
  Hf=762573.3977795602,
  H0=225008.9808460865,
  Tlimit=1000,
  alow={39844.5412,-698.865536,7.05883966,-0.001404863382,3.96465251e-006,-3.0
45609294e-009,
    7.9230459e-013},
  blow={6172.627570000001,-15.05643174},
  ahigh={398187.355,-2302.971079,9.027081389999999,-0.000522871026,
    1.191059272e-007,-1.280287231e-011,5.73380719e-016},
  bhigh={15884.49451,-29.84971982},
  R=184.7011806733685);

```

```

constant IdealGases.Common.DataRecord FCO (
  name="FCO",
  MM=0.0470085032,
  Hf=-3816716.929629871,
  H0=220980.3395739688,
  Tlimit=1000,
  alow={11326.62744,-53.979185,2.966927601,0.00755995935,-6.21177358e-006,
    2.40378155e-009,-3.36950775e-013},
  blow={-22403.69579,10.92652142},
  ahigh={-60858.5158,-1022.397533,7.52732256,-0.0001057942328,-1.365311093e-00
9,
    2.484612871e-012,-9.9979168e-017},
  bhigh={-18050.98416,-16.30331278},
  R=176.8716601042511);

```

```

constant IdealGases.Common.DataRecord FO (
  name="FO",
  MM=0.0349978032,
  Hf=3114826.932908749,
  H0=268245.4080432112,
  Tlimit=1000,
  alow={-39121.8244,796.703694,-1.634777767,0.01601810071,-2.095210771e-005,
    1.382740666e-008,-3.66452495e-012},
  blow={8375.525229999999,33.83325720000001},
  ahigh={-1597940.503,4377.376380000001,-0.489750764,0.002682336321,-6.9008048
5e-007,
    7.24647968e-011,-2.726912632e-015},
  bhigh={-16442.48211,35.5992361},
  R=237.5712541866057);

```

```

constant IdealGases.Common.DataRecord FO2_FOO (
  name="FO2_FOO",

```

```
MM=0.0509972032,  
Hf=498066.529264099,  
H0=220714.2998775274,  
Tlimit=1000,  
alow={5821.564,-234.7363967,5.43733876,0.002165855252,3.67147219e-007,-2.071  
530827e-009,  
9.43106685e-013},  
blow={2694.856027,-1.168202057},  
ahigh={-1213166.895,2493.397189,4.46506574,0.0009416104040000001,-6.42647225  
9999999e-008,  
-1.085643277e-011,1.216995394e-015},  
bhigh={-15968.00286,8.65519318},  
R=163.0378036103753);
```

```
constant IdealGases.Common.DataRecord FO2_OFO(  
name="FO2_OFO",  
MM=0.0509972032,  
Hf=7423936.534621569,  
H0=206646.2734960336,  
Tlimit=1000,  
alow={-77341.064,1663.800209,-9.61281516,0.04989156870000001,-6.94621713e-00  
5,  
4.7077878e-008,-1.258890729e-011},  
blow={36970.9273,77.9594304},  
ahigh={-621186.7340000001,936.947459,6.40155875,0.0002136110846,-4.33797765e  
-008,  
4.66731224e-012,-2.059767432e-016},  
bhigh={36383.5727,-6.15026433},  
R=163.0378036103753);
```

```
constant IdealGases.Common.DataRecord F2(  
name="F2",  
MM=0.0379968064,  
Hf=0,  
H0=232259.1511269747,  
Tlimit=1000,  
alow={10181.76308,22.74241183,1.97135304,0.008151604010000001,-1.14896009e-0  
05,  
7.95865253e-009,-2.167079526e-012},  
blow={-958.6943,11.30600296},  
ahigh={-2941167.79,9456.5977,-7.73861615,0.00764471299,-2.241007605e-006,  
2.915845236e-010,-1.425033974e-014},  
bhigh={-60710.0561,84.238350800000001},  
R=218.8202848542556);
```

```
constant IdealGases.Common.DataRecord F2O(  
name="F2O",  
MM=0.0539962064,  
Hf=453735.5794684124,  
H0=202079.4001557858,  
Tlimit=1000,  
alow={30829.19995,-229.9506259,2.603805825,0.01586111264,-2.345633734e-005,  
1.679619314e-008,-4.70356033e-012},  
blow={3055.185332,10.50933022},  
ahigh={-188537.4518,-210.0729689,7.15123916,0.0001327687906,  
1.804705706e-008,-1.416973671e-012,6.4893893900000001e-017},  
bhigh={1449.129965,-12.57858336},  
R=153.9825212609751);
```

```

constant IdealGases.Common.DataRecord F2O2 (
  name="F2O2",
  MM=0.06999560639999999,
  Hf=274302.9311051158,
  H0=196847.3981246915,
  Tlimit=1000,
  alow={56122.70460000001,-998.595223,8.98064939,0.00642190087,-9.88851602e-00
6,
    6.85806101e-009,-1.842137493e-012},
  blow={5298.71259,-22.39292195},
  ahigh={-219056.3532,-391.092081,10.29107144,-0.0001163345202,
    2.570922521e-008,-2.949199983e-012,1.367386916e-016},
  bhigh={827.8020939999999,-27.56752555},
  R=118.7856270933028);

constant IdealGases.Common.DataRecord FS2F (
  name="FS2F",
  MM=0.1021268064,
  Hf=-3294286.895472725,
  H0=142913.5063994325,
  Tlimit=1000,
  alow={114446.228,-1853.247564,13.94098518,-0.00404368937,1.370970316e-006,
    6.7119031e-010,-4.624954960000001e-013},
  blow={-33510.6833,-48.49215357},
  ahigh={-207709.7921,-109.4539831,10.08136946,-3.23953791e-005,
    7.12522527e-009,-8.13478741e-013,3.75502241e-017},
  bhigh={-43494.4606,-23.46916058},
  R=81.41321845936034);

constant IdealGases.Common.DataRecord Fe (
  name="Fe",
  MM=0.055845,
  Hf=7439717.07404423,
  H0=122666.7920136091,
  Tlimit=1000,
  alow={67908.2266,-1197.218407,9.84339331,-0.01652324828,1.917939959e-005,-1.
149825371e-008,
    2.832773807e-012},
  blow={54669.9594,-33.8394626},
  ahigh={-1954923.682,6737.161099999999,-5.48641097,0.004378803450000001,-1.11
6286672e-006,
    1.544348856e-010,-8.023578182e-015},
  bhigh={7137.37006,65.0497986},
  R=148.8848061599069);

constant IdealGases.Common.DataRecord Feplus (
  name="Feplus",
  MM=0.0558444514,
  Hf=21205649.25094779,
  H0=124197.6387290645,
  Tlimit=1000,
  alow={-56912.3162,184.713439,4.19697212,-0.00597827597,1.054267912e-005,-8.0
598043199999999e-009,
    2.256925874e-012},
  blow={140120.6571,-0.360254258},
  ahigh={-817645.009,1925.359408,1.717387154,0.000338533898,-9.813533120000001
e-008,
    2.228179208e-011,-1.483964439e-015},

```

```
bhigh={128635.2466,15.00256262},  
R=148.8862687618774);
```

```
constant IdealGases.Common.DataRecord Fe_CO_5(  
  name="Fe_CO_5",  
  MM=0.1958955,  
  Hf=-3715501.377009681,  
  H0=169199.3894704064,  
  Tlimit=1000,  
  alow={379780.571,-7285.92816,54.0023618,-0.06935400750000001,  
    0.0001026705717,-7.20737313e-008,1.958981996e-011},  
  blow={-58545.8048,-260.4377836},  
  ahigh={1116600.852,-8067.07473,36.5294241,-0.0020471903,4.44196775e-007,-4.9  
3250713e-011,  
    2.235704865e-015},  
  bhigh={-48606.6125,-175.4566113},  
  R=42.44340477448436);
```

```
constant IdealGases.Common.DataRecord FeCL(  
  name="FeCL",  
  MM=0.091298,  
  Hf=2749676.882297531,  
  H0=113662.435102631,  
  Tlimit=1000,  
  alow={11173.40353,-54.0214429,3.48605792,0.00687983714,-1.273679557e-005,  
    1.025321859e-008,-3.051544011e-012},  
  blow={29286.8199,9.428962979},  
  ahigh={528870.022,-1282.897413,5.79844169,-0.0002896589776,3.34390381e-008,  
    -1.469606582e-013,-1.213444602e-016},  
  bhigh={37261.9673,-4.075134191},  
  R=91.06959626716905);
```

```
constant IdealGases.Common.DataRecord FeCL2(  
  name="FeCL2",  
  MM=0.126751,  
  Hf=-1112423.570622717,  
  H0=112640.8312360455,  
  Tlimit=1000,  
  alow={23011.21607,-585.804406,9.322903480000001,-0.003006298824,  
    2.590788666e-006,-1.080178662e-009,2.341239608e-013},  
  blow={-16210.41276,-18.16752393},  
  ahigh={164412.3697,692.800269,4.63827014,0.002754339782,-8.624218250000001e-  
007,  
    1.170827576e-010,-5.93806195e-015},  
  bhigh={-22197.21855,11.16897701},  
  R=65.59689469905563);
```

```
constant IdealGases.Common.DataRecord FeCL3(  
  name="FeCL3",  
  MM=0.162204,  
  Hf=-6529458.509038001,  
  H0=112291.1457177382,  
  Tlimit=1000,  
  alow={4284.772099999999,-574.170537,12.20667256,-0.00468043412,  
    5.609500470000001e-006,-3.5495995e-009,9.198543490000001e-013},  
  blow={-127568.8456,-28.87584081},  
  ahigh={-59157.40590000001,-10.33382228,10.00849967,-3.65765187e-006,
```

```

      8.5458736399999999e-010,-1.023070527e-013,4.90406364e-018},
    bhigh={-130501.205,-15.98494171},
    R=51.25935242040887);

```

```

constant IdealGases.Common.DataRecord FeO(
  name="FeO",
  MM=0.07184439999999999,
  Hf=3494218.060141083,
  H0=123002.363440992,
  Tlimit=1000,
  alow={15692.82213,-64.6018888,2.45892547,0.00701604736,-1.021405947e-005,
    7.1792978700000001e-009,-1.978966365e-012},
  blow={29645.72665,13.26115545},
  ahigh={-119597.148,-362.486478,5.51888075,-0.0009978856889999999,
    4.37691383e-007,-6.79062946e-011,3.63929268e-015},
  bhigh={30379.85806,-3.63365542},
  R=115.7288807478384);

```

```

constant IdealGases.Common.DataRecord Fe_OH_2(
  name="Fe_OH_2",
  MM=0.08985968,
  Hf=-3678357.189787456,
  H0=158129.4413690323,
  Tlimit=1000,
  alow={444302.72,-6795.14089,38.9472621,-0.0597300568,7.0461654300000001e-005,
    -4.0878595100000001e-008,9.3687663400000001e-012},
  blow={-9051.42086,-193.1304058},
  ahigh={1612519.19,-6533.24199,18.42922816,-0.002073249635,4.26587436e-007,-4
.56406313e-011,
    1.990105746e-015},
  bhigh={-2992.568633,-84.459405899999999},
  R=92.52728253650581);

```

```

constant IdealGases.Common.DataRecord Fe2CL4(
  name="Fe2CL4",
  MM=0.253502,
  Hf=-1701644.957436233,
  H0=117747.3984426158,
  Tlimit=1000,
  alow={1501.308814,-661.709651,18.26924882,-0.00418149466,
    4.1965350499999999e-006,-2.188670747e-009,5.3951947000000001e-013},
  blow={-53400.5758,-49.3564068},
  ahigh={140245.0973,693.606441,13.1380041,0.00275433307,-8.6239960100000001e-0
07,
    1.170782491e-010,-5.93777808e-015},
  bhigh={-59741.727300000001,-17.52491511},
  R=32.79844734952781);

```

```

constant IdealGases.Common.DataRecord Fe2CL6(
  name="Fe2CL6",
  MM=0.324408,
  Hf=-2017143.843555029,
  H0=124682.0485314789,
  Tlimit=1000,
  alow={-10345.44447,-823.48766,25.20090594,-0.00684579679,8.25582075e-006,-5.
24896566e-009,
    1.365242237e-012},

```

```
blow={-81318.4719,-80.10768938},
ahigh={-99991.17999999999,-14.57716085,22.0120846,-5.22948113e-006,
1.226831608e-009,-1.473195806e-013,7.07827233e-018},
bhigh={-85514.9619,-61.43757198},
R=25.62967621020443);
```

```
constant IdealGases.Common.DataRecord Ga (
  name="Ga",
  MM=0.06972299999999999,
  Hf=3901151.700299758,
  H0=93959.16698937224,
  Tlimit=1000,
  alow={238794.789,-3121.634631,16.30171272,-0.02347922342,1.932327565e-005,-7
.31631187e-009,
8.857387735e-013},
  blow={47327.1738,-75.471727599999999},
  ahigh={-55441.8652,880.8624419999999,1.760717716,0.000299325946,-5.61082731e
-008,
2.682832239e-012,3.132134914e-016},
  bhigh={26843.51822,12.52212023},
  R=119.2500609554953);
```

```
constant IdealGases.Common.DataRecord Gaplus (
  name="Gaplus",
  MM=0.0697224514,
  Hf=12287124.31645799,
  H0=88887.12137278639,
  Tlimit=1000,
  alow={0.000409834494,-4.34358162e-006,2.500000019,-4.389036810000001e-011,
5.5639692e-014,-3.63822826e-017,9.607881994999999e-021},
  blow={102289.9726,5.21509046},
  ahigh={35666.0714,-110.8845546,2.635517951,-8.33897352e-005,
2.734243614e-008,-4.55567374e-012,3.035050101e-016},
  bhigh={102989.743,4.25707541},
  R=119.2509992555999);
```

```
constant IdealGases.Common.DataRecord GaBr (
  name="GaBr",
  MM=0.149627,
  Hf=-120084.4767321406,
  H0=66379.18958476746,
  Tlimit=1000,
  alow={-2185.275415,-76.722329699999999,4.77080567,-0.000449788106,
5.5798536e-007,-3.065156457e-010,7.042946040000001e-014},
  blow={-3138.004818,2.948144294},
  ahigh={335980.503,-840.683668,5.14508473,-3.265526e-005,-7.67102275e-008,
3.63512382e-011,-3.35817783e-015},
  bhigh={2035.179445,-0.427789408},
  R=55.56799240778737);
```

```
constant IdealGases.Common.DataRecord GaBr2 (
  name="GaBr2",
  MM=0.229531,
  Hf=-649938.1434316061,
  H0=61102.63101716108,
  Tlimit=1000,
  alow={7081.68162,-370.57661,8.418425360000001,-0.003001930915,
```

```

    3.59547767e-006,-2.276883735e-009,5.91322177e-013},
    blow={-18211.16655,-9.512572049999999},
    ahigh={-330229.436,476.672265,7.1047254,-0.0005522771210000001,
    3.159876015e-007,-5.51363715e-011,3.17329323e-015},
    bhigh={-23656.8362,-1.162714892},
    R=36.22374319808653);

```

```

constant IdealGases.Common.DataRecord GaBr3(
  name="GaBr3",
  MM=0.309435,
  Hf=-946766.4065151,
  H0=61522.89495370594,
  Tlimit=1000,
  alow={6363.80734,-514.204045,11.96065138,-0.00413463765,
    4.933978330000001e-006,-3.111868526e-009,8.04363148e-013},
  blow={-35704.155,-25.56896053},
  ahigh={-51030.6375,-9.39520969,10.00768765,-3.2959543e-006,
    7.679838140000001e-010,-9.175147259999999e-014,4.39118694e-018},
  bhigh={-38334.0215,-14.10315914},
  R=26.86984988769855);

```

```

constant IdealGases.Common.DataRecord GaCL(
  name="GaCL",
  MM=0.105176,
  Hf=-661951.7760705864,
  H0=91362.24994295275,
  Tlimit=1000,
  alow={6417.143,-225.7949147,5.31167369,-0.001562280975,1.836579731e-006,-1.1
00421873e-009,
    2.725812445e-013},
  blow={-8593.892329999999,-1.695911735},
  ahigh={-486484.224,1452.870183,2.719542959,0.001144285628,-3.43145286e-007,
    5.47044048e-011,-3.019622103e-015},
  bhigh={-18950.84035,15.70926145},
  R=79.05293983418271);

```

```

constant IdealGases.Common.DataRecord GaCL2(
  name="GaCL2",
  MM=0.140629,
  Hf=-1571360.878623897,
  H0=96092.49159135029,
  Tlimit=1000,
  alow={22254.81851,-604.621844,9.220388910000001,-0.00455440079,
    5.32485518e-006,-3.30860557e-009,8.462235559999999e-013},
  blow={-25645.50386,-16.85409262},
  ahigh={-344540.53,471.443716,7.10877548,-0.000553943356,3.16363824e-007,-5.5
1802393e-011,
    3.17535303e-015},
  bhigh={-32309.3616,-3.74484074},
  R=59.12345248846255);

```

```

constant IdealGases.Common.DataRecord GaCL3(
  name="GaCL3",
  MM=0.176082,
  Hf=-2456950.47193921,
  H0=98677.01979759432,
  Tlimit=1000,

```



```
alow={47849.484,-1162.678125,14.08954213,-0.008106134290000001,  
9.21943016e-006,-5.59971055e-009,1.4048526e-012},  
blow={-49159.0973,-42.82179383},  
ahigh={-94669.1731,-25.61468254,10.02010048,-8.35407307e-006,  
1.901439055e-009,-2.231168493e-013,1.052949609e-017},  
bhigh={-55182.0143,-18.64958383},  
R=47.21931827216866);
```

```
constant IdealGases.Common.DataRecord GaF(  
  name="GaF",  
  MM=0.08872140319999999,  
  Hf=-2621785.528748265,  
  H0=102355.3356063241,  
  Tlimit=1000,  
  alow={36703.9801,-533.6572219999999,5.75929192,-0.001506128492,  
9.509038450000001e-007,-1.83094113e-010,-3.135959193e-014},  
  blow={-26470.7569,-6.58932188},  
  ahigh={-298339.2279,722.5157870000001,3.63955743,0.000554673676,-1.46490145e  
-007,  
2.177385396e-011,-1.031058874e-015},  
  bhigh={-34085.2871,7.55396},  
  R=93.71438796179906);
```

```
constant IdealGases.Common.DataRecord GaF2(  
  name="GaF2",  
  MM=0.1077198064,  
  Hf=-4796819.250503221,  
  H0=112473.8282114105,  
  Tlimit=1000,  
  alow={68425.3953,-889.761774,7.70745549,0.00207215089,-5.28998193e-006,  
4.56412742e-009,-1.406942753e-012},  
  blow={-59198.5615,-13.41142116},  
  ahigh={410025.1359999999,-1723.259472,8.95132922,-0.001059205682,  
2.745755154e-007,-2.907681311e-011,1.084834142e-015},  
  bhigh={-53765.716,-21.13835528},  
  R=77.18610233224483);
```

```
constant IdealGases.Common.DataRecord GaF3(  
  name="GaF3",  
  MM=0.1267182096,  
  Hf=-7271859.237190485,  
  H0=120132.8289600455,  
  Tlimit=1000,  
  alow={95932.66699999999,-1355.507494,10.97760197,0.00346157172,-8.4695519499  
99999e-006,  
7.22246893e-009,-2.213328653e-012},  
  blow={-106147.9087,-32.1265185},  
  ahigh={-209696.176,-143.1211274,10.10568378,-4.18493682e-005,  
9.16475945e-009,-1.042661957e-012,4.79916345e-017},  
  bhigh={-113667.8134,-23.9253933},  
  R=65.61386896362842);
```

```
constant IdealGases.Common.DataRecord GaH(  
  name="GaH",  
  MM=0.070730940000000001,  
  Hf=3030122.376431021,  
  H0=122621.0764341602,
```

```

Tlimit=1000,
alow={-43918.762,625.445712,0.327686289,0.0064966415,-3.80297001e-006,
      2.852103704e-010,3.62680913e-013},
blow={21712.60108,22.24032244},
ahigh={3257993.99,-11090.99502,18.01126796,-0.008167719110000001,
      2.601293566e-006,-3.81345935e-010,2.028049649e-014},
bhigh={93697.78240000001,-98.2090022},
R=117.5507069466347);

```

```

constant IdealGases.Common.DataRecord GaI (
  name="GaI",
  MM=0.19662747,
  Hf=228203.7296212986,
  H0=51412.56203927151,
  Tlimit=1000,
  alow={-3661.85503,-32.0692418,4.59996192,-8.899475459999999e-005,
      1.162792633e-007,-1.812351457e-011,-7.584619639999999e-015},
  blow={4198.64937,4.92896465},
  ahigh={1498356.654,-4551.96724,9.803005349999999,-0.002943735609,
      8.658040509999999e-007,-1.106638204e-010,5.00783686e-015},
  bhigh={32918.1191,-32.2735977},
  R=42.28540396720764);

```

```

constant IdealGases.Common.DataRecord GaI2 (
  name="GaI2",
  MM=0.32353194,
  Hf=-89496.46517125944,
  H0=44727.99501650439,
  Tlimit=1000,
  alow={-983.13959,-215.2621259,7.84431876,-0.001819797849,2.210706958e-006,-1
.416110855e-009,
      3.71376293e-013},
  blow={-4534.090230000001,-4.25051681},
  ahigh={-320287.975,479.650233,7.10233396,-0.000551265783,3.157543452e-007,-5
.51087194e-011,
      3.17197773e-015},
  bhigh={-9180.919610000001,0.727520488},
  R=25.69907626430948);

```

```

constant IdealGases.Common.DataRecord GaI3 (
  name="GaI3",
  MM=0.45043641,
  Hf=-257255.4914022159,
  H0=44673.91967714155,
  Tlimit=1000,
  alow={-5663.47265,-242.5937116,10.95451119,-0.002059175489,2.499117622e-006,
      -1.596502506e-009,4.16764406e-013},
  blow={-15767.22832,-16.46129942},
  ahigh={-31640.4013,-4.20866283,10.00352001,-1.53265018e-006,3.61153154e-010,
      -4.35097887e-014,2.095704875e-018},
  bhigh={-17000.58453,-10.90291552},
  R=18.45870319408682);

```

```

constant IdealGases.Common.DataRecord GaO (
  name="GaO",
  MM=0.08572239999999999,
  Hf=1712779.938499156,

```

```
H0=104116.3919815591,  
Tlimit=1000,  
alow={73255.4391,-980.4269509999999,7.84412276,-0.00717107285,  
7.87278051e-006,-2.401464112e-009,-2.594919458e-013},  
blow={21405.81724,-17.99742951},  
ahigh={2937313.804,-11183.14112,18.59366773,-0.00685475345,1.665399251e-006,  
-1.887560878e-010,7.97268692e-015},  
bhigh={85302.48080000001,-99.04040480000001},  
R=96.9929913301541);
```

```
constant IdealGases.Common.DataRecord GaOH(  
  name="GaOH",  
  MM=0.08673034,  
  Hf=-1656058.249051024,  
  H0=122028.9001518961,  
  Tlimit=1000,  
  alow={69631.0187,-1247.828695,10.22001611,-0.00592253439,4.6433874e-006,-1.2  
15936978e-009,  
-2.945243614e-014},  
  blow={-12753.97794,-32.17063},  
  ahigh={842905.101,-2372.324595,8.009071090000001,8.77723071e-005,-5.94306891  
e-008,  
9.841943439999999e-012,-5.53155279e-016},  
  bhigh={-3751.78825,-21.71053719},  
  R=95.86578353088434);
```

```
constant IdealGases.Common.DataRecord Ga2Br2(  
  name="Ga2Br2",  
  MM=0.299254,  
  Hf=-457683.7469173344,  
  H0=69483.80974022068,  
  Tlimit=1000,  
  alow={-11171.83241,-74.7147162,10.30246084,-0.0006657929850000001,  
8.20051585e-007,-5.29702152e-010,1.394553192e-013},  
  blow={-19132.97856,-13.17110316},  
  ahigh={-18853.73131,-1.263621802,10.00108034,-4.774975660000001e-007,  
1.137227648e-010,-1.380820486e-014,6.69024243e-019},  
  bhigh={-19510.53843,-11.41667594},  
  R=27.78399620389368);
```

```
constant IdealGases.Common.DataRecord Ga2Br4(  
  name="Ga2Br4",  
  MM=0.459062,  
  Hf=-905803.647437601,  
  H0=66639.72622434443,  
  Tlimit=1000,  
  alow={-13155.45939,-413.655302,17.62849229,-0.00351465216,4.26693773e-006,-2  
.726515882e-009,  
7.11892449e-013},  
  blow={-52831.0181,-44.2752069},  
  ahigh={-57421.6721,-7.16013737,16.00598947,-2.60818227e-006,6.14645595e-010,  
-7.40543865e-014,3.56712663e-018},  
  bhigh={-54933.8976,-34.792716600000001},  
  R=18.11187159904327);
```

```
constant IdealGases.Common.DataRecord Ga2Br6(  
  name="Ga2Br6",
```

```

MM=0.61887,
Hf=-1088578.75159565,
H0=66494.20072066832,
Tlimit=1000,
alow={-6725.11689,-806.752655,25.11671424,-0.00663651457,7.9775557e-006,-5.0
5968521e-009,
    1.313546388e-012},
blow={-83706.352,-75.8527872},
ahigh={-95261.73,-14.4468188,22.01192546,-5.14500674e-006,1.204348449e-009,
    -1.443806473e-013,6.928270740000001e-018},
bhigh={-87822.23300000001,-57.6589512},
R=13.43492494384927);

```

```

constant IdealGases.Common.DataRecord Ga2CL2(
    name="Ga2CL2",
    MM=0.210352,
    Hf=-1050490.064273218,
    H0=92646.73024264089,
    Tlimit=1000,
    alow={-9246.1337,-259.2159934,11.02847129,-0.002231983927,2.720723456e-006,
        -1.743798624e-009,4.56366604e-013},
    blow={-28340.59821,-20.67773272},
    ahigh={-36689.542,-4.43458068,10.00373051,-1.630793333e-006,3.85375332e-010,
        -4.65252773e-014,2.244498791e-018},
    bhigh={-29656.33085,-14.69535817},
    R=39.52646991709135);

```

```

constant IdealGases.Common.DataRecord Ga2CL4(
    name="Ga2CL4",
    MM=0.281258,
    Hf=-2141545.584481152,
    H0=97118.63129226546,
    Tlimit=1000,
    alow={16373.43702,-1140.637354,20.30139827,-0.0089977462,1.067254867e-005,-6
.7002906199999999e-009,
    1.725749144e-012},
    blow={-71623.85010000001,-66.663619},
    ahigh={-112711.0409,-21.38517542,16.01738077,-7.41556464e-006,
    1.721694751e-009,-2.051361953e-013,9.797311499999999e-018},
    bhigh={-77468.53380000001,-41.4728087},
    R=29.56172624423128);

```

```

constant IdealGases.Common.DataRecord Ga2CL6(
    name="Ga2CL6",
    MM=0.352164,
    Hf=-2732998.069081451,
    H0=103246.7799093604,
    Tlimit=1000,
    alow={60894.69839999999,-2104.456302,29.59653878,-0.01537809796,
    1.779096808e-005,-1.095619429e-008,2.779706493e-012},
    blow={-111840.0535,-112.1945814},
    ahigh={-189844.5426,-44.1365524,22.03505047,-1.470071128e-005,
    3.36951281e-009,-3.9754628e-013,1.884231868e-017},
    bhigh={-122696.9998,-67.45332883},
    R=23.60965913608433);

```

```

constant IdealGases.Common.DataRecord Ga2F2(

```

```
name="Ga2F2",
MM=0.1774428064,
Hf=-3416488.705850406,
H0=96638.77813871186,
Tlimit=1000,
alow={29781.3065,-1013.97552,13.74933053,-0.00772805096,9.06400733e-006,-5.6
4119322e-009,
1.443106716e-012},
blow={-70860.8337,-41.09833949999999},
ahigh={-87732.34929999999,-19.8377587,10.0159403,-6.744402830000001e-006,
1.556129063e-009,-1.845316975e-013,8.780884020000001e-018},
bhigh={-76073.6863,-19.08325521},
R=46.85719398089953);
```

constant IdealGases.Common.DataRecord Ga2F4 (

```
name="Ga2F4",
MM=0.2154396128,
Hf=-6150229.016750257,
H0=105148.9171632971,
Tlimit=1000,
alow={142207.9998,-2798.829941,23.95904235,-0.01293904774,1.223101326e-005,
-6.25120982e-009,1.334919195e-012},
blow={-149601.371,-97.34153640000001},
ahigh={-270436.609,-104.9957196,16.07903965,-3.17889592e-005,
7.04958272e-009,-8.10237952e-013,3.76054053e-017},
bhigh={-164416.9589,-48.9659173},
R=38.59305116612241);
```

constant IdealGases.Common.DataRecord Ga2F6 (

```
name="Ga2F6",
MM=0.2534364192,
Hf=-7961065.143552976,
H0=118891.6576990526,
Tlimit=1000,
alow={240904.5572,-4142.3798,31.9577372,-0.0129791429,8.95928219e-006,-2.733
621068e-009,
1.554030994e-013},
blow={-227278.524,-139.8403732},
ahigh={-436866.48,-212.8208368,22.15886373,-6.34628791e-005,
1.399738556e-008,-1.601732039e-012,7.407584420000001e-017},
bhigh={-249429.8707,-77.87635830000001},
R=32.80693448181421);
```

constant IdealGases.Common.DataRecord Ga2I2 (

```
name="Ga2I2",
MM=0.39325494,
Hf=34382.14151867996,
H0=54666.69280746988,
Tlimit=1000,
alow={-8960.25267,-31.7205721,10.12930491,-0.0002860191165,3.53533301e-007,
-2.289632389e-010,6.04008536e-014},
blow={-1233.174068,-9.80196838},
ahigh={-12190.56501,-0.528755447,10.00045392,-2.011599344e-007,
4.79946781e-011,-5.83478108e-015,2.829565069e-019},
bhigh={-1393.258606,-9.052614910000001},
R=21.14270198360382);
```

```
constant IdealGases.Common.DataRecord Ga2I4 (
```

```
  name="Ga2I4",
  MM=0.64706388,
  Hf=-246139.5109861487,
  H0=50356.40839664856,
  Tlimit=1000,
  a_low={-17694.95991,-135.4871509,16.54625333,-0.001199014713,
    1.473754848e-006,-9.504796569999999e-010,2.499380837e-013},
  b_low={-23334.05795,-33.2571289},
  a_high={-31712.9976,-2.287068836,16.00194812,-8.58896438e-007,
    2.041966602e-010,-2.476145769e-014,1.198551944e-018},
  b_high={-24019.40505,-30.08672521},
  R=12.84953813215474);
```

```
constant IdealGases.Common.DataRecord Ga2I6 (
```

```
  name="Ga2I6",
  MM=0.90087282,
  Hf=-352208.0097832234,
  H0=48367.95719955232,
  Tlimit=1000,
  a_low={-21108.91458,-369.540416,23.46811836,-0.00318917821,3.89033904e-006,-2
    .494830378e-009,
    6.53200728e-013},
  b_low={-43011.8809,-60.148115},
  a_high={-60156.9815,-6.32920923,22.0053304,-2.332008629e-006,5.51386848e-010,
    -6.6594453500000001e-014,3.21367043e-018},
  b_high={-44886.9938,-51.6100875},
  R=9.22935159704341);
```

```
constant IdealGases.Common.DataRecord Ga2O (
```

```
  name="Ga2O",
  MM=0.1554454,
  Hf=-639822.4521278854,
  H0=78243.51830288963,
  Tlimit=1000,
  a_low={56971.9718,-807.4085990000001,7.73306154,0.001478450874,-4.09774343000
    0001e-006,
    3.58115892e-009,-1.107073202e-012},
  b_low={-9512.216820000002,-12.56149299},
  a_high={-119387.4986,-87.19341610000001,7.0646782,-2.571524542e-005,
    5.65110849e-009,-6.44819054e-013,2.975374645e-017},
  b_high={-13936.94796,-6.9428013},
  R=53.4880543264709);
```

```
constant IdealGases.Common.DataRecord Ge (
```

```
  name="Ge",
  MM=0.07264,
  Hf=5063325.991189428,
  H0=101852.7533039648,
  Tlimit=1000,
  a_low={-20592.15242,-143.2022103,4.50600233,0.00154718784,-8.518296550000001e
    -006,
    8.24382446e-009,-2.566167305e-012},
  b_low={43630.7086,-6.224648889},
  a_high={-856541.384,3917.95866,-1.809888212,0.002276482224,-5.36562755e-007,
    5.9849580900000001e-011,-2.541700646e-015},
  b_high={19565.18798,38.41408752},
  R=114.4613436123348);
```

```
constant IdealGases.Common.DataRecord Geplus(  
  name="Geplus",  
  MM=0.0726394514,  
  Hf=15624903.03994779,  
  H0=85432.70743919742,  
  Tlimit=1000,  
  a_low={-345366.643,4008.44971,-15.22395737,0.0362603002,-3.35136726e-005,  
    1.431059219e-008,-2.236976459e-012},  
  b_low={115705.8042,109.0158182},  
  a_high={-2244860.57,5165.53114,-0.386751651,0.000852873094,-1.386040003e-007,  
    1.155945775e-011,-3.784413134e-016},  
  b_high={100682.3985,29.65845411},  
  R=114.4622080667311);  
  
constant IdealGases.Common.DataRecord Geminus(  
  name="Geminus",  
  MM=0.072640548600000001,  
  Hf=3378313.417638478,  
  H0=96102.52310236543,  
  Tlimit=1000,  
  a_low={2989.142308,86.5741723,2.191868507,0.0005900795269999999,-6.37580058e-  
007,  
    3.66113215e-010,-8.6897784500000001e-014},  
  b_low={28356.9519,9.417623637},  
  a_high={13520.40246,-0.504851878,2.500140247,-3.65294416e-009,-6.7167222e-012  
,  
    1.378119925e-015,-8.4752129400000001e-020},  
  b_high={28817.39757,7.577953867},  
  R=114.4604791709957);  
  
constant IdealGases.Common.DataRecord GeBr(  
  name="GeBr",  
  MM=0.152544,  
  Hf=900973.6141703377,  
  H0=64664.09036081393,  
  Tlimit=1000,  
  a_low={-56807.7463,917.336126,-2.224809366,0.02171239242,-3.035490868e-005,  
    2.011776305e-008,-5.20291504e-012},  
  b_low={11041.92901,41.07865983},  
  a_high={225675.0476,-731.071546,6.26328381,-0.001198085447,4.00037777e-007,-5  
.42993788e-011,  
    2.510481953e-015},  
  b_high={19428.63606,-6.106507844},  
  R=54.50540172015943);  
  
constant IdealGases.Common.DataRecord GeBr2(  
  name="GeBr2",  
  MM=0.232448,  
  Hf=-262264.6656456497,  
  H0=61060.80929928413,  
  Tlimit=1000,  
  a_low={-1649.285325,-229.6262116,7.90014468,-0.001936685504,2.345776175e-006,  
    -1.496279368e-009,3.9014535e-013},  
  b_low={-8316.62421,-6.918156136},  
  a_high={-26366.55245,-3.99050902,7.00332744,-1.445749787e-006,  
    3.40159136e-010,-4.09345703e-014,1.969987842e-018},  
  b_high={-9484.999249999999,-1.673617098},  
  R=35.76916987885463);
```

```

constant IdealGases.Common.DataRecord GeBr3(
  name="GeBr3",
  MM=0.312352,
  Hf=-381080.665403135,
  H0=59386.49984632723,
  Tlimit=1000,
  a_low={2725.568677,-518.621326,11.99957754,-0.00425102453,5.10362972e-006,-3.
23370625e-009,
    8.38835886e-013},
  b_low={-14779.88251,-25.34555678},
  a_high={-54339.267,-9.28032795,10.00765019,-3.29732215e-006,7.71292926e-010,
    -9.24157185e-014,4.43287623e-018},
  b_high={-17426.97092,-13.66946296},
  R=26.61891711914763);

constant IdealGases.Common.DataRecord GeBr4(
  name="GeBr4",
  MM=0.392256,
  Hf=-741862.4571708272,
  H0=61090.76215532714,
  Tlimit=1000,
  a_low={5431.9403900000001,-677.7748800000001,15.60015305,-0.00550778888,
    6.59476429e-006,-4.17014614e-009,1.080116643e-012},
  b_low={-35576.064,-42.09122927},
  a_high={-69777.5791,-11.79873115,13.00953955,-4.02493875e-006,
    9.203567209999999e-010,-1.076853369e-013,5.0409548e-018},
  b_high={-39041.4816,-26.8943607},
  R=21.19654511339533);

constant IdealGases.Common.DataRecord GeCL(
  name="GeCL",
  MM=0.108093,
  Hf=638615.960330456,
  H0=88804.2241403236,
  Tlimit=1000,
  a_low={10697.24739,-22.41238266,1.98737107,0.01368270905,-2.358294414e-005,
    1.78675602e-008,-5.10250325e-012},
  b_low={7440.68339,15.05837189},
  a_high={-378419.325,1429.309204,3.19485464,0.0008119939119999999,-2.652459954
e-007,
    5.15195788e-011,-3.53421457e-015},
  b_high={-2087.046335,13.8503382},
  R=76.91961551626839);

constant IdealGases.Common.DataRecord GeCL2(
  name="GeCL2",
  MM=0.143546,
  Hf=-1191255.764702604,
  H0=92491.54278071142,
  Tlimit=1000,
  a_low={18385.36673,-582.720534,9.161404660000001,-0.00446478603,
    5.24487355e-006,-3.26806721e-009,8.36757542e-013},
  b_low={-19757.98598,-17.3432163},
  a_high={-48901.28920000001,-11.26210418,7.00906353,-3.83918073e-006,
    8.86563357e-010,-1.05200054e-013,5.00842222e-018},
  b_high={-22752.54424,-4.656641298},
  R=57.9220040962479);

```



```
constant IdealGases.Common.DataRecord GeCL3 (
```

```
  name="GeCL3",
  MM=0.178999,
  Hf=-1491352.404203376,
  H0=98097.96144112539,
  Tlimit=1000,
  aLOW={19358.59579,-834.202,13.1270253,-0.006511390020000001,7.69627748e-006,
    -4.81854173e-009,1.238399959e-012},
  bLOW={-30972.18753,-35.525471839999999},
  aHIGH={-75744.9982,-15.7921342,10.01278835,-5.44173831e-006,
    1.260936724e-009,-1.500137106e-013,7.15640081e-018},
  bHIGH={-35251.3172,-17.19719944},
  R=46.44982374203208);
```

```
constant IdealGases.Common.DataRecord GeCL4 (
```

```
  name="GeCL4",
  MM=0.214452,
  Hf=-2331524.070654505,
  H0=98561.09991979557,
  Tlimit=1000,
  aLOW={65028.7041,-1652.48276,18.81327,-0.0115242681,1.31080998e-005,-7.96195
611e-009,
    1.99750504e-012},
  bLOW={-55700.5239,-67.54438135},
  aHIGH={-137626.121,-36.037695,13.0281667,-1.16495696e-005,2.63619338e-009,-3
.07292672e-013,
    1.43980875e-017},
  bHIGH={-64262.8178,-33.18158305},
  R=38.77078320556581);
```

```
constant IdealGases.Common.DataRecord GeF (
```

```
  name="GeF",
  MM=0.0916384032,
  Hf=-770342.8642894556,
  H0=99784.69376035572,
  Tlimit=1000,
  aLOW={50170.9782,-439.555252,2.990864513,0.01252766738,-2.337593226e-005,
    1.841631179e-008,-5.3984922600000001e-012},
  bLOW={-7093.5164,7.064248931},
  aHIGH={-515048.058,1659.711777,2.999610299,0.0008198511679999999,-2.27198294
8e-007,
    3.62418386e-011,-2.133840473e-015},
  bHIGH={-20515.29487,13.7315423},
  R=90.73130597718665);
```

```
constant IdealGases.Common.DataRecord GeF2 (
```

```
  name="GeF2",
  MM=0.1106368064,
  Hf=-5188146.862489335,
  H0=106542.1660616552,
  Tlimit=1000,
  aLOW={75430.9708,-1108.456469,9.07889827,-0.001445630636,-6.57532232e-007,
    1.475344103e-009,-5.81122027e-013},
  bLOW={-65106.8555,-22.00457134},
  aHIGH={-127532.7716,-71.6259135,7.05300237,-2.101910441e-005,4.6078937e-009,
    -5.24639467e-013,2.416218951e-017},
  bHIGH={-71126.3763,-8.4838414390000001},
  R=75.15104846699552);
```

```
constant IdealGases.Common.DataRecord GeF3 (
```

```
  name="GeF3",
  MM=0.1296352096,
  Hf=-6220014.111042869,
  H0=113226.8543807716,
  Tlimit=1000,
  alow={111412.1569,-1776.90803,13.52166477,-0.002983622949,-3.61274975e-008,
        1.621528436e-009,-7.19901178e-013},
  blow={-90382.62960000002,-45.68760023},
  ahigh={-206958.0129,-111.0233803,10.08234122,-3.27167626e-005,
        7.1838967e-009,-8.19038812e-013,3.77632244e-017},
  bhigh={-99997.4909,-23.0346594},
  R=64.13745174366579);
```

```
constant IdealGases.Common.DataRecord GeF4 (
```

```
  name="GeF4",
  MM=0.1486336128,
  Hf=-8007273.574123873,
  H0=116346.6639492194,
  Tlimit=1000,
  alow={111981.8968,-1636.85963,12.31371005,0.01025446325,-1.893783072e-005,
        1.476849261e-008,-4.32517411e-012},
  blow={-137426.5128,-41.04202391000001},
  ahigh={-325303.268,-253.8279448,13.18792173,-7.46005855e-005,
        1.637384721e-008,-1.866482733e-012,8.605530500000001e-017},
  bhigh={-146617.6526,-41.22237561},
  R=55.93937900969867);
```

```
constant IdealGases.Common.DataRecord GeH4 (
```

```
  name="GeH4",
  MM=0.076671760000000001,
  Hf=1184177.85114102,
  H0=0,
  Tlimit=1000,
  alow={-256839.8191,-41.3281145,7.75511628,0.002129640783,
        7.2550536100000001e-007,-5.09631401e-010,1.431608261e-013},
  blow={7881.53804,-20.30107999},
  ahigh={-3809805.88,10931.67093,-5.14967541,0.009485931369999999,-1.649459859
e-006,
        1.419674126e-010,-5.00463975e-015},
  bhigh={-61585.1852,71.68961272999999},
  R=108.4424304333173);
```

```
constant IdealGases.Common.DataRecord GeI (
```

```
  name="GeI",
  MM=0.19954447,
  Hf=1057253.653784542,
  H0=50139.80091755988,
  Tlimit=1000,
  alow={-74383.08219999999,1033.759595,-1.520491112,0.01555125152,-1.683415215
e-005,
        8.383557809999999e-009,-1.550875391e-012},
  blow={19129.20413,39.59395473},
  ahigh={-213314.8437,-295.3079008,6.87660736,-0.002102579132,8.59629938e-007,
        -1.44769276e-010,8.401042789999999e-015},
  bhigh={24523.26136,-8.549783749},
  R=41.66726344257999);
```

```
constant IdealGases.Common.DataRecord GeO (  
  name="GeO",  
  MM=0.088639399999999999,  
  Hf=-425254.5369215045,  
  H0=99076.77624171645,  
  Tlimit=1000,  
  alow={-6781.22563,279.1946972,0.619895286,0.01111378013,-1.501027092e-005,  
    1.006783003e-008,-2.687101932e-012},  
  blow={-6711.84743,21.56441027},  
  ahigh={-1044508.485,2734.866048,1.298071298,0.001832638634,-5.06098635e-007,  
    6.37495802e-011,-2.172371872e-015},  
  bhigh={-23621.04658,23.50906051},  
  R=93.80108619868818);
```

```
constant IdealGases.Common.DataRecord GeO2 (  
  name="GeO2",  
  MM=0.1046388,  
  Hf=-1014652.289590477,  
  H0=107589.1734232426,  
  Tlimit=1000,  
  alow={-3824.17383,156.3451633,1.694198285,0.01756205059,-2.418270032e-005,  
    1.632388154e-008,-4.36895786e-012},  
  blow={-14775.3488,15.56926515},  
  ahigh={-172734.7526,-296.1154443,7.72072625,-8.82493339e-005,  
    1.949874702e-008,-2.235834829e-012,1.036128507e-016},  
  bhigh={-13879.83288,-16.69845695},  
  R=79.45878584234529);
```

```
constant IdealGases.Common.DataRecord GeS (  
  name="GeS",  
  MM=0.104705,  
  Hf=883674.2275918056,  
  H0=87303.47165846905,  
  Tlimit=1000,  
  alow={36610.1843,-565.96535000000001,6.15293641,-0.002746908039,  
    2.733435196e-006,-1.460209187e-009,3.27870947e-013},  
  blow={12741.75754,-7.70565946},  
  ahigh={-2351367.441,7211.58186,-4.36252631,0.00545173775,-1.721002774e-006,  
    2.632908084e-010,-1.39437404e-014},  
  bhigh={-35833.1725,65.055668909999999},  
  R=79.40854782484124);
```

```
constant IdealGases.Common.DataRecord GeS2 (  
  name="GeS2",  
  MM=0.13677,  
  Hf=868741.9097755356,  
  H0=95546.03348687578,  
  Tlimit=1000,  
  alow={55436.836,-1024.826697,10.57594552,-0.00528788391,5.29580308e-006,-2.8  
7252953e-009,  
    6.51902755e-013},  
  blow={17355.79668,-29.91719536},  
  ahigh={-89709.8036,-33.64377,7.52543372,-1.026368137e-005,2.282230718e-009,  
    -2.62874877e-013,1.222218614e-017},  
  bhigh={11952.32103,-11.35170616},  
  R=60.79163559260072);
```

```

constant IdealGases.Common.DataRecord Ge2 (
  name="Ge2",
  MM=0.14528,
  Hf=3245449.676486785,
  H0=73624.23595814979,
  Tlimit=1000,
  alow={216197.8929,-3079.621733,18.88047728,-0.02604825861,2.27915135e-005,-9
.02835127e-009,
    1.146806387e-012},
  blow={70324.02549999999,-79.01095968},
  ahigh={1969461.258,-5248.6871,10.58277303,-0.00333655151,1.052745838e-006,-1
.484534793e-010,
    7.4754317600000001e-015},
  bhigh={89256.659900000001,-37.50233948},
  R=57.23067180616741);

```

```

constant IdealGases.Common.DataRecord H (
  name="H",
  MM=0.00100794,
  Hf=216281552.4733615,
  H0=6148608.052066591,
  Tlimit=1000,
  alow={0,0,2.5,0,0,0,0},
  blow={25473.70801,-0.446682853},
  ahigh={60.78774250000001,-0.1819354417,2.500211817,-1.226512864e-007,
    3.73287633e-011,-5.68774456e-015,3.410210197e-019},
  bhigh={25474.86398,-0.448191777},
  R=8248.975137408972);

```

```

constant IdealGases.Common.DataRecord Hplus (
  name="Hplus",
  MM=0.0010073914,
  Hf=1524974233.450872,
  H0=6151956.429248851,
  Tlimit=1000,
  alow={0,0,2.5,0,0,0,0},
  blow={184021.4877,-1.140646644},
  ahigh={0,0,2.5,0,0,0,0},
  bhigh={184021.4877,-1.140646644},
  R=8253.46732163884);

```

```

constant IdealGases.Common.DataRecord Hminus (
  name="Hminus",
  MM=0.0010084886,
  Hf=137861080.4326395,
  H0=6145263.317800519,
  Tlimit=1000,
  alow={0,0,2.5,0,0,0,0},
  blow={15976.15494,-1.139013868},
  ahigh={0,0,2.5,0,0,0,0},
  bhigh={15976.15494,-1.139013868},
  R=8244.487840516989);

```

```

constant IdealGases.Common.DataRecord HALO (
  name="HALO",
  MM=0.043988878,
  Hf=41399.41918955059,

```

```
H0=225857.476974066,  
Tlimit=1000,  
alow={26686.71568,-466.321459,5.38380021,0.002902425002,-2.24367761e-007,-1.  
516294323e-009,  
6.95173766e-013},  
blow={1235.914473,-6.50883752},  
ahigh={78474.67049999999,-1515.62885,8.572776230000001,-0.000414261143999999  
9,  
8.9350817e-008,-1.007036446e-011,4.60801725e-016},  
bhigh={6663.24189,-26.72948642},  
R=189.0130500714294);
```

```
constant IdealGases.Common.DataRecord HALO2(  
  name="HALO2",  
  MM=0.059988278,  
  Hf=-5925716.870886008,  
  H0=199715.7511339132,  
  Tlimit=1000,  
  alow={3544.59891,115.9819104,0.863797069,0.02460875785,-3.42316012e-005,  
    2.373182987e-008,-6.46760883e-012},  
  blow={-44495.06140000001,20.12317065},  
  ahigh={698570.544,-2864.935042,10.86721494,-5.3683127e-005,-2.836877559e-008  
,  
    6.29164119e-012,-3.88903311e-016},  
  bhigh={-27643.92495,-37.7588634},  
  R=138.6016114681605);
```

```
constant IdealGases.Common.DataRecord HBO(  
  name="HBO",  
  MM=0.02781834,  
  Hf=-7571307.454003366,  
  H0=329527.139290123,  
  Tlimit=1000,  
  alow={63609.7503,-800.1557590000001,6.21881613,-0.000780167998,  
    3.141286759e-006,-2.031853478e-009,3.73855289e-013},  
  blow={-22402.8291,-13.26952393},  
  ahigh={886186.0229999999,-3913.06805,9.8886448,-0.0008222269139999999,  
    1.621530554e-007,-1.703550237e-011,7.372740020000001e-016},  
  bhigh={-3161.852029,-40.3681272},  
  R=298.8845488264217);
```

```
constant IdealGases.Common.DataRecord HBOpplus(  
  name="HBOpplus",  
  MM=0.0278177914,  
  Hf=42247053.76861803,  
  H0=326935.6962681085,  
  Tlimit=1000,  
  alow={65244.7147,-704.733736,5.29427187,0.001308494598,2.088343622e-006,-2.5  
64100339e-009,  
    8.198981249999999e-013},  
  blow={143929.3436,-6.81674923},  
  ahigh={18360.83606,-1212.975446,6.82290196,0.0009142272500000001,-2.66535545  
7e-007,  
    3.29704981e-011,-1.530684082e-015},  
  bhigh={146361.7504,-16.99646159},  
  R=298.8904431859389);
```

```
constant IdealGases.Common.DataRecord HBO2 (
```

```
  name="HBO2",
  MM=0.04381774,
  Hf=-12785005.63926848,
  H0=249170.8152907932,
  Tlimit=1000,
  alow={6225.08747,75.6615369,1.253406833,0.01748006535,-1.982688351e-005,
        1.22965646e-008,-3.153609847e-012},
  blow={-68785.8878,17.67793507},
  ahigh={1049369.185,-4479.145479999999,11.97755861,-0.00047357434,
        6.08020714e-008,-3.64156544e-012,6.15597317e-017},
  bhigh={-42211.4947,-49.11366819999999},
  R=189.7512742555869);
```

```
constant IdealGases.Common.DataRecord HBS (
```

```
  name="HBS",
  MM=0.04388394,
  Hf=1144108.755959469,
  H0=211609.5090823659,
  Tlimit=1000,
  alow={56499.662099999999,-546.640995,3.63645839,0.009963657670000001,-1.39509
0386e-005,
        1.032834167e-008,-3.047186722e-012},
  blow={7919.86053,1.182455314},
  ahigh={-202183.6183,-505.202662,6.41521828,0.001049432932,-3.68314669e-007,
        5.34296831e-011,-2.154140451e-015},
  bhigh={6485.47562,-13.31379864},
  R=189.4650298036138);
```

```
constant IdealGases.Common.DataRecord HBSplus (
```

```
  name="HBSplus",
  MM=0.0438833914,
  Hf=25737731.99762314,
  H0=230975.5394155794,
  Tlimit=1000,
  alow={148950.9163,-1847.661736,11.4745802,-0.009476828369999999,
        1.110746739e-005,-6.175558610000001e-009,1.336853512e-012},
  blow={143782.2395,-41.13512498},
  ahigh={661065.836,-2791.498527,9.131267640000001,-0.000506379529,
        7.751213140000001e-008,-4.19113293e-012,2.687149095e-017},
  bhigh={151073.4114,-30.81426166},
  R=189.4673983652048);
```

```
constant IdealGases.Common.DataRecord HCN (
```

```
  name="HCN",
  MM=0.02702534,
  Hf=4924358.398451231,
  H0=341733.4620026983,
  Tlimit=1000,
  alow={90982.869300000001,-1238.657512,8.72130787,-0.00652824294,
        8.87270083e-006,-4.808886669999999e-009,9.317898499999999e-013},
  blow={20989.1545,-27.46678076},
  ahigh={1236889.278,-4446.732410000001,9.73887485,-0.000585518264,
        1.07279144e-007,-1.013313244e-011,3.34824798e-016},
  bhigh={42215.1377,-40.05774072000001},
  R=307.6546678043644);
```

```
constant IdealGases.Common.DataRecord HCO (  
  name="HCO",  
  MM=0.02901804,  
  Hf=1461085.931372346,  
  H0=344249.6460822303,  
  Tlimit=1000,  
  alow={-11898.51887,215.1536111,2.730224028,0.001806516108,4.98430057e-006,-5  
.81456792e-009,  
    1.869689894e-012},  
  blow={2905.75564,11.3677254},  
  ahigh={694960.6120000001,-3656.22338,9.604731170000001,-0.001117129278,  
    2.875328019e-007,-3.62624774e-011,1.808329595e-015},  
  bhigh={25437.0444,-35.8247372},  
  R=286.5276910501192);  
  
constant IdealGases.Common.DataRecord HCOplus (  
  name="HCOplus",  
  MM=0.0290174914,  
  Hf=28707995.06810571,  
  H0=311742.7304553281,  
  Tlimit=1000,  
  alow={157344.2506,-1867.692159,10.99235423,-0.01211637888,1.659091514e-005,  
    -1.016592642e-008,2.391234771e-012},  
  blow={108493.028,-40.7826162},  
  ahigh={1219060.653,-4714.29489,10.21192493,-0.000885451707,1.667408026e-007,  
    -1.683285548e-011,7.04005178e-016},  
  bhigh={127798.9027,-43.5115846},  
  R=286.5331080963119);  
  
constant IdealGases.Common.DataRecord HCCN (  
  name="HCCN",  
  MM=0.03903604,  
  Hf=15637616.62299762,  
  H0=303968.6146443133,  
  Tlimit=1000,  
  alow={2994.114377,-440.466068,6.94003641,0.00384630496,-1.264728529e-006,-3.  
63923513e-010,  
    2.748929104e-013},  
  blow={73708.7864,-13.15302591},  
  ahigh={939562.031,-4091.06775,12.72233302,-0.000687440531,1.231169968e-007,  
    -1.186956238e-011,4.76061035e-016},  
  bhigh={95851.6482,-52.48695794},  
  R=212.9947607390504);  
  
constant IdealGases.Common.DataRecord HCCO (  
  name="HCCO",  
  MM=0.04102874,  
  Hf=4303522.360179718,  
  H0=284312.7524754599,  
  Tlimit=1000,  
  alow={69596.127000000001,-1164.594402,9.456616260000001,-0.002331240632,  
    5.1618736e-006,-3.52616997e-009,8.59914323e-013},  
  blow={25350.03992,-27.26355351},  
  ahigh={1093922.002,-4498.228209999999,12.46446433,-0.00063433174,  
    1.108549019e-007,-1.125488678e-011,5.68915194e-016},  
  bhigh={46522.803,-50.9907043},  
  R=202.6499473296036);
```

```

constant IdealGases.Common.DataRecord HCL (
  name="HCL",
  MM=0.03646094,
  Hf=-2531750.415650282,
  H0=236968.7671244899,
  Tlimit=1000,
  a_low={20625.88287,-309.3368855,5.27541885,-0.00482887422,6.1957946e-006,-3.0
40023782e-009,
    4.916790029999999e-013},
  b_low={-10677.82299,-7.309305408},
  a_high={915774.951,-2770.550211,5.97353979,-0.000362981006,4.73552919e-008,
    2.810262054e-012,-6.65610422e-016},
  b_high={5674.95805,-16.42825822},
  R=228.0377850927595);

constant IdealGases.Common.DataRecord HD (
  name="HD",
  MM=0.003022042,
  Hf=106981.3060175868,
  H0=2815679.596775955,
  Tlimit=1000,
  a_low={25191.20338,-276.1004999,4.64444129,-0.002082376844,1.418070803e-006,
    2.839893835e-010,-3.20233103e-013},
  b_low={391.361643,-9.395396119999999},
  a_high={845583.0000000001,-1956.578537,4.40437387,0.000575168109,-2.131983152
e-007,
    4.03612668e-011,-2.727170705e-015},
  b_high={12272.54163,-10.84742878},
  R=2751.276123892388);

constant IdealGases.Common.DataRecord HDplus (
  name="HDplus",
  MM=0.0030214934,
  Hf=495381726.7977484,
  H0=2850908.097300494,
  Tlimit=1000,
  a_low={-80700.73049999999,879.643258,0.0596893216,0.005418181009999999,-2.021
515155e-006,
    -4.94526165e-010,4.09293565e-013},
  b_low={174499.2497,19.34281193},
  a_high={1340083.03,-5730.069570000001,12.13836576,-0.00524333812,
    1.976302344e-006,-3.30657353e-010,1.937902763e-014},
  b_high={213534.8051,-61.2875839},
  R=2751.775661664527);

constant IdealGases.Common.DataRecord HDO (
  name="HDO",
  MM=0.019021442,
  Hf=-12894946.50300435,
  H0=521817.5888032044,
  Tlimit=1000,
  a_low={-27377.95356,431.0503899999999,1.558479899,0.005764969149999999,-4.855
12936e-006,
    3.38299017e-009,-1.040863879e-012},
  b_low={-32732.2645,14.87751891},
  a_high={1711376.798,-5322.8723,9.124351519999999,-0.000340066415,
    4.152343519999999e-008,-4.78076857e-014,-1.46803517e-016},
  b_high={3245.22468,-37.7460068},

```



```
R=437.1104987729112);
```

```
constant IdealGases.Common.DataRecord HDO2 (  
  name="HDO2",  
  MM=0.035020842,  
  Hf=-4004519.223152887,  
  H0=323663.4059226788,  
  Tlimit=1000,  
  aLOW={-32164.7665,749.2334460000001,-1.957676212,0.02412802791,-2.915946684e  
-005,  
  1.930016324e-008,-5.22698631e-012},  
  bLOW={-21510.59175,36.7240674},  
  aHIGH={1313180.619,-5175.63712,12.16490975,-0.000613669948,1.227560176e-007,  
  -1.079624939e-011,3.87401372e-016},  
  bHIGH={13032.0967,-50.85276870000001},  
  R=237.4149656367485);
```

```
constant IdealGases.Common.DataRecord HF (  
  name="HF",  
  MM=0.0200063432,  
  Hf=-13660667.38273289,  
  H0=429818.8286603021,  
  Tlimit=1000,  
  aLOW={-3192.09897,59.8680772,3.055113902,0.001684673783,-3.28739483e-006,  
  3.095923617e-009,-9.76469161e-013},  
  bLOW={-34184.4316,3.29490412},  
  aHIGH={725708.904,-1484.797741,3.85552747,0.000713898985,-2.106757333e-007,  
  3.050092453e-011,-1.639495583e-015},  
  bHIGH={-23554.5666,-3.20385683},  
  R=415.5917909075958);
```

```
constant IdealGases.Common.DataRecord HI (  
  name="HI",  
  MM=0.12791241,  
  Hf=206070.7010367485,  
  H0=67675.21618895305,  
  Tlimit=1000,  
  aLOW={18728.8173,-343.178884,5.95671243,-0.008543439599999999,  
  1.454780274e-005,-1.049104164e-008,2.839734003e-012},  
  bLOW={3682.95072,-8.14975609},  
  aHIGH={472492.145,-1923.465741,5.75804897,-0.000406626638,  
  9.474332049999999e-008,-1.033534431e-011,4.61161479e-016},  
  bHIGH={13948.57037,-11.82487652},  
  R=65.00129268145288);
```

```
constant IdealGases.Common.DataRecord HNC (  
  name="HNC",  
  MM=0.02702534,  
  Hf=7192439.429069164,  
  H0=370049.8865139163,  
  Tlimit=1000,  
  aLOW={48706.2064,-989.1456249999999,9.72215389,-0.01113593916,  
  1.668862707e-005,-1.113940941e-008,2.893600868e-012},  
  bLOW={26646.79758,-31.04826344},  
  aHIGH={1198791.66,-3918.94186,9.11802009,-0.00034177611,3.31480968e-008,-5.7  
0157474e-013,  
  -7.789455389999999e-017},
```

```
bhigh={46588.103,-34.68575882},
R=307.6546678043644);
```

```
constant IdealGases.Common.DataRecord HNCO (
  name="HNCO",
  MM=0.04302474,
  Hf=-2743921.962108313,
  H0=254879.5413987394,
  Tlimit=1000,
  alow={75424.6008,-955.0937770000001,6.72570587,0.0047056875,-4.95947551e-006
,
    3.69425512e-009,-1.164859121e-012},
  blow={-10681.49742,-13.65584762},
  ahigh={1253216.926,-5021.091539999999,12.47789314,-0.000689165525,
    1.097738448e-007,-9.3064038e-012,3.24260695e-016},
  bhigh={14531.55559,-53.06419819},
  R=193.2486285797427);
```

```
constant IdealGases.Common.DataRecord HNO (
  name="HNO",
  MM=0.03101404,
  Hf=3289888.224816889,
  H0=320560.6235111581,
  Tlimit=1000,
  alow={-68547.6486,955.16272,-0.600072021,0.007995176749999999,-6.54707916e-0
07,
    -3.6705134e-009,1.783392519e-012},
  blow={6435.35126,30.48166179},
  ahigh={-5795614.98,19454.57427,-21.52568374,0.01797428992,-4.97604067e-006,
    6.397924169999999e-010,-3.142619368e-014},
  bhigh={-110419.2372,181.8650338},
  R=268.0873565649622);
```

```
constant IdealGases.Common.DataRecord HNO2 (
  name="HNO2",
  MM=0.04701344,
  Hf=-1668712.648978675,
  H0=246680.2046393542,
  Tlimit=1000,
  alow={8591.985060000001,120.3644046,0.9412979119999999,0.01942891839,-2.2531
74194e-005,
    1.384587594e-008,-3.47355046e-012},
  blow={-11063.37202,20.73967331},
  ahigh={878790.4129999999,-3990.45503,11.87349269,-0.000488190061,
    7.13363679e-008,-5.37630334e-012,1.581778986e-016},
  bhigh={12463.43241,-46.08874688},
  R=176.8530871172158);
```

```
constant IdealGases.Common.DataRecord HNO3 (
  name="HNO3",
  MM=0.06301284,
  Hf=-2125167.965766977,
  H0=188475.7138386399,
  Tlimit=1000,
  alow={9202.86901,109.3774496,-0.452104245,0.02984914503,-3.1906355e-005,
    1.720931528e-008,-3.78264983e-012},
  blow={-17640.48507,27.46644879},
```

```
ahigh={-94978.0964,-2733.024468,14.49426995,-0.000782186805,  
1.702693665e-007,-1.930543961e-011,8.870455120000001e-016},  
bhigh={-4882.51778,-59.28392985000001},  
R=131.9488535987269);
```

```
constant IdealGases.Common.DataRecord HOCL(  
  name="HOCL",  
  MM=0.05246034,  
  Hf=-1443757.932182674,  
  H0=194902.0155035213,  
  Tlimit=1000,  
  alow={-9739.307430000001,354.756952,0.1539514254,0.01617051795,-2.179693631e  
-005,  
1.509103049e-008,-4.12538351e-012},  
  blow={-11763.23791,24.73257759},  
  ahigh={853045.781,-2847.760552,7.94832904,-0.0001048782013,-1.482405043e-008  
,  
4.59167827e-012,-3.060073987e-016},  
  bhigh={7250.964950000001,-22.4983169},  
  R=158.4906235834537);
```

```
constant IdealGases.Common.DataRecord HOF(  
  name="HOF",  
  MM=0.0360057432,  
  Hf=-2691187.915821163,  
  H0=280189.6059737493,  
  Tlimit=1000,  
  alow={-36968.883,780.900666,-2.077685317,0.02038690173,-2.586919999e-005,  
1.713797538e-008,-4.55128187e-012},  
  blow={-16317.20064,36.450525},  
  ahigh={881201.823,-3120.013169,8.223710069999999,-0.0002298036315,  
1.459115709e-008,1.095883303e-012,-1.404445608e-016},  
  bhigh={6300.54671,-25.90150427},  
  R=230.9207160039958);
```

```
constant IdealGases.Common.DataRecord HO2(  
  name="HO2",  
  MM=0.03300674,  
  Hf=364168.0456779433,  
  H0=0,  
  Tlimit=1000,  
  alow={-75988.8254,1329.383918,-4.67738824,0.02508308202,-3.006551588e-005,  
1.895600056e-008,-4.82856739e-012},  
  blow={0,-5873.35096},  
  ahigh={10002.162,-1810669.724,4963.19203,-1.039498992,0.004560148530000001,  
-1.061859447e-006,1.144567878e-010},  
  bhigh={-4.76306416e-015,0},  
  R=251.9022478439252);
```

```
constant IdealGases.Common.DataRecord HO2minus(  
  name="HO2minus",  
  MM=0.0330072886,  
  Hf=-2966710.813077812,  
  H0=0,  
  Tlimit=1000,  
  alow={110383.9835,-1047.963653,6.36001399,0.002942520461,-6.284141339999999e  
-006,
```

```

        5.43825424e-009,-1.64730582e-012},
        blow={0,-7417.741590000001},
        ahigh={10245.32,793330.6,-2503.312417,7.54896233,8.308390149999999e-005,-5.9
6973091e-008,
        9.9553770000000001e-012},
        bhigh={-5.60647728e-016,0},
        R=251.8980610846054);

```

```

constant IdealGases.Common.DataRecord HPO (
    name="HPO",
    MM=0.047981101000000001,
    Hf=-1185232.473093937,
    H0=209777.241251717,
    Tlimit=1000,
    alow={-38163.1412,792.764187,-1.889940652,0.01800907425,-1.857631793e-005,
        1.018768867e-008,-2.355583619e-012},
    blow={-11576.4124,36.9292591},
    ahigh={384245.945,-2434.951707,8.5821739200000001,-0.000405844857,-1.66948874
e-008,
        2.253640566e-011,-1.943063011e-015},
    bhigh={5761.63212,-26.49097544},
    R=173.2863945743971);

```

```

constant IdealGases.Common.DataRecord HSO3F (
    name="HSO3F",
    MM=0.1000695432,
    Hf=-7525966.202272021,
    H0=150037.3991914055,
    Tlimit=1000,
    alow={6896.24213,-93.05810749999999,1.570331788,0.0378082075,-4.87272078e-00
5,
        3.160796011e-008,-8.189782929999999e-012},
    blow={-91802.408200000001,17.16315977},
    ahigh={554404.708,-3974.42432,17.78869264,-0.000440932203,5.94441139e-008,-3
.92701581e-012,
        8.8912840000000001e-017},
    bhigh={-71534.3827,-76.13127849},
    R=83.08693868405707);

```

```

constant IdealGases.Common.DataRecord H2 (
    name="H2",
    MM=0.00201588,
    Hf=0,
    H0=4200697.462150524,
    Tlimit=1000,
    alow={40783.2321,-800.918604,8.21470201,-0.01269714457,1.753605076e-005,-1.2
0286027e-008,
        3.36809349e-012},
    blow={2682.484665,-30.43788844},
    ahigh={560812.801,-837.150474,2.975364532,0.001252249124,-3.74071619e-007,
        5.9366252000000001e-011,-3.6069941e-015},
    bhigh={5339.82441,-2.202774769},
    R=4124.487568704486);

```

```

constant IdealGases.Common.DataRecord H2plus (
    name="H2plus",
    MM=0.0020153314,

```

```
Hf=741650941.3786734,  
H0=4258904.01945804,  
Tlimit=1000,  
alow={-31208.8606,230.4622909,3.33556442,-0.002419056763,  
7.0060223400000001e-006,-5.61001066e-009,1.564169746e-012},  
blow={177410.4638,-0.82785237600000001},  
ahigh={1672225.964,-6595.18499,12.79321925,-0.00550934526,2.030669412e-006,  
-3.35102748e-010,1.946089104e-014},  
bhigh={218999.9548,-67.9271078},  
R=4125.610309053885);
```

```
constant IdealGases.Common.DataRecord H2minus(  
  name="H2minus",  
  MM=0.0020164286,  
  Hf=116626178.5812798,  
  H0=4275178.402052024,  
  Tlimit=1000,  
  alow={-97535.656700000001,1221.166236,-2.264588838,0.01237202227,-1.12710002e  
-005,  
5.36723995e-009,-1.04942016e-012},  
  blow={21213.99948,30.50556136},  
  ahigh={95992.7562,-914.4682879999999,5.14941881,-0.0001016559478,  
5.4469195600000001e-008,-6.155174449999999e-012,2.822451181e-016},  
  bhigh={32341.0518,-14.4078098},  
  R=4123.365439272186);
```

```
constant IdealGases.Common.DataRecord HBOH(  
  name="HBOH",  
  MM=0.02882628,  
  Hf=-1690275.817760738,  
  H0=379533.3979965504,  
  Tlimit=1000,  
  alow={-61596.4419,1223.483035,-5.46037051,0.0355538868,-4.67502014e-005,  
3.23600885e-008,-8.98605332e-012},  
  blow={-12636.59051,54.2235229},  
  ahigh={1534611.049,-5753.66643,12.70893665,-0.000705962825,1.027679375e-007,  
-7.67092674e-012,2.211854768e-016},  
  bhigh={27793.70419,-56.0886008},  
  R=288.4337486488024);
```

```
constant IdealGases.Common.DataRecord HCOOH(  
  name="HCOOH",  
  MM=0.04602538,  
  Hf=-8225244.419492028,  
  H0=237426.589416535,  
  Tlimit=1000,  
  alow={-29062.79097,765.837888,-3.32841413,0.02817542991,-2.370050804e-005,  
1.166063663e-008,-2.79137317e-012},  
  blow={-50064.4347,43.8709423},  
  ahigh={487233.645,-7632.238079999999,21.32788153,-0.004402546540000001,  
1.102001695e-006,-1.364343517e-010,6.64842975e-015},  
  bhigh={-5781.43191,-111.1790688},  
  R=180.6497197850404);
```

```
constant IdealGases.Common.DataRecord H2F2(  
  name="H2F2",  
  MM=0.0400126864,
```

```

Hf=-14243576.95713228,
H0=346625.8141567821,
Tlimit=1000,
alow={52592.1471,-991.3544890000001,10.43577115,-0.002407796033,-6.376956159
999999e-007,
    2.7357849e-009,-1.10434859e-012},
blow={-65724.60829999999,-30.38432132},
ahigh={1464995.601,-3335.07492,9.187487040000001,0.001051127249,-3.27860557e
-007,
    4.45604623e-011,-2.281370136e-015},
bhigh={-48254.420900000001,-26.39128168},
R=207.7958954537979);

```

```

constant IdealGases.Common.DataRecord H2O(
  name="H2O",
  MM=0.01801528,
  Hf=-13423382.81725291,
  H0=549760.6476280135,
  Tlimit=1000,
  alow={-39479.6083,575.573102,0.931782653,0.00722271286,-7.34255737e-006,
    4.95504349e-009,-1.336933246e-012},
  blow={-33039.7431,17.24205775},
  ahigh={1034972.096,-2412.698562,4.64611078,0.002291998307,-6.836830479999999
e-007,
    9.4264689300000001e-011,-4.82238053e-015},
  bhigh={-13842.86509,-7.97814851},
  R=461.5233290850878);

```

```

constant IdealGases.Common.DataRecord H2Oplus(
  name="H2Oplus",
  MM=0.0180147314,
  Hf=54488837.17466918,
  H0=551463.4539596855,
  Tlimit=1000,
  alow={-1753.89272,224.9850054,1.989400675,0.00611789516,-7.09543664e-006,
    5.54765947e-009,-1.704344789e-012},
  blow={115958.5952,11.35409642},
  ahigh={622871.426,-2864.257487,7.71756556,-0.000902780167,6.17743686e-007,-1
.201457479e-010,
    7.4077099400000001e-015},
  bhigh={134208.6651,-26.3661792},
  R=461.5373837880259);

```

```

constant IdealGases.Common.DataRecord H2O2(
  name="H2O2",
  MM=0.03401468,
  Hf=-3994745.79799075,
  H0=328059.3849479107,
  Tlimit=1000,
  alow={-92795.3358,1564.748385,-5.97646014,0.0327074452,-3.93219326e-005,
    2.509255235e-008,-6.46504529e-012},
  blow={-24940.04728,58.7717418},
  ahigh={1489428.027,-5170.82178,11.2820497,-8.04239779e-005,-1.818383769e-008
,
    6.94726559e-012,-4.8278319e-016},
  bhigh={14182.51038,-46.508556600000001},
  R=244.4377545224592);

```

```
constant IdealGases.Common.DataRecord H2S (  
  name="H2S",  
  MM=0.03408088,  
  Hf=-604444.4861752396,  
  H0=292199.6439059085,  
  Tlimit=1000,  
  aLOW={9543.80881,-68.7517508,4.05492196,-0.0003014557336,3.76849775e-006,-2.  
239358925e-009,  
    3.086859108e-013},  
  bLOW={-3278.45728,1.415194691},  
  aHIGH={1430040.22,-5284.02865,10.16182124,-0.000970384996,2.154003405e-007,  
    -2.1696957e-011,9.318163070000001e-016},  
  bHIGH={29086.96214,-43.49160391},  
  R=243.9629493135154);  
  
constant IdealGases.Common.DataRecord H2SO4 (  
  name="H2SO4",  
  MM=0.09807848,  
  Hf=-7470871.500047717,  
  H0=168320.1962346888,  
  Tlimit=1000,  
  aLOW={-41291.5005,668.158989,-2.632753507,0.0541538248,-7.067502229999999e-0  
05,  
    4.68461142e-008,-1.236791238e-011},  
  bLOW={-93156.60120000001,39.61096201},  
  aHIGH={1437877.914,-6614.90253,21.57662058,-0.000480625597,3.010775121e-008,  
    2.334842469e-012,-2.946330375e-016},  
  bHIGH={-52590.92950000001,-102.3603724},  
  R=84.77366288710837);  
  
constant IdealGases.Common.DataRecord H2BOH (  
  name="H2BOH",  
  MM=0.02983422,  
  Hf=-9708110.284096584,  
  H0=356044.3678433691,  
  Tlimit=1000,  
  aLOW={-86867.6678,1820.335089,-10.32373881,0.0492280106,-5.97861991e-005,  
    3.94606273e-008,-1.068442257e-011},  
  bLOW={-44152.3815,79.86177289999999},  
  aHIGH={2294795.193,-9382.923559999999,17.98228329,-0.001506116214,  
    2.635641095e-007,-2.483163637e-011,9.736759120000001e-016},  
  bHIGH={20397.38953,-94.48201210000001},  
  R=278.689102647899);  
  
constant IdealGases.Common.DataRecord HB_OH_2 (  
  name="HB_OH_2",  
  MM=0.045833620000000001,  
  Hf=-14060393.30954003,  
  H0=265253.5845957617,  
  Tlimit=1000,  
  aLOW={-20670.44022,953.4459160000001,-8.08895652,0.0597242529,-8.07133632000  
0001e-005,  
    5.61211835e-008,-1.553607566e-011},  
  bLOW={-82642.708099999999,65.3957164},  
  aHIGH={2122674.609,-8615.948939999998,19.6617952,-0.00081484115,  
    8.955082040000001e-008,-3.34483051e-012,-6.919578139999999e-017},  
  bHIGH={-27887.90377,-99.8355961},  
  R=181.4055272090662);
```

```

constant IdealGases.Common.DataRecord H3BO3 (
  name="H3BO3",
  MM=0.06183302,
  Hf=-16243108.32626322,
  H0=219299.6234050998,
  Tlimit=1000,
  a_low={25689.01843,113.8029495,-4.04509658,0.0592452168,-8.148028410000001e-0
05,
    5.65859329e-008,-1.54927705e-011},
  b_low={-122170.205,41.3222014},
  a_high={2297369.132,-8933.57179,21.93496552,-0.000309478349,-5.06405299e-008,
    1.482296684e-011,-9.7644209e-016},
  b_high={-69702.9847,-112.2292829},
  R=134.4665358412059);

constant IdealGases.Common.DataRecord H3B3O3 (
  name="H3B3O3",
  MM=0.083455020000000001,
  Hf=-14424069.24113133,
  H0=186966.8355480593,
  Tlimit=1000,
  a_low={-198528.4188,4104.13209,-28.27215617,0.1269639253,-0.0001558505781,
    9.96630407e-008,-2.60367765e-011},
  b_low={-164849.4375,176.3917407},
  a_high={1286220.713,-10932.58784,32.1351867,-0.002595402269,5.35376647e-007,
    -5.833567379999999e-011,2.600757913e-015},
  b_high={-87528.5689,-177.0847815},
  R=99.62818294214057);

constant IdealGases.Common.DataRecord H3B3O6 (
  name="H3B3O6",
  MM=0.13145322,
  Hf=-17220480.49488632,
  H0=180268.3342408805,
  Tlimit=1000,
  a_low={-20670.31503,708.339154,-7.12382095,0.1025049979,-0.0001295004602,
    8.322737589999999e-008,-2.145746724e-011},
  b_low={-277804.9216,60.6359763},
  a_high={1952433.352,-11549.32896,38.9267611,-0.00111385228,1.280317726e-007,
    -5.72846482e-012,-2.214529572e-017},
  b_high={-212092.7136,-207.5566801},
  R=63.25042475186231);

constant IdealGases.Common.DataRecord H3F3 (
  name="H3F3",
  MM=0.0600190296,
  Hf=-14723276.86550934,
  H0=254303.0452461697,
  Tlimit=1000,
  a_low={98885.62650000001,-1380.21288,8.98045847,0.01871609057,-3.127862508e-0
05,
    2.589436165e-008,-8.04037227e-012},
  b_low={-101366.1491,-25.85302557},
  a_high={2515790.373,-8789.42332,20.23933445,-0.001131704646,1.692779921e-007,
    -1.308662105e-011,3.978322e-016},
  b_high={-54717.1365,-99.07787640000001},
  R=138.5305969691986);

```



```
constant IdealGases.Common.DataRecord H3Oplus(  
  name="H3Oplus",  
  MM=0.0190226714,  
  Hf=31436173.57549476,  
  H0=528129.1354273196,  
  Tlimit=1000,  
  alow={-64476.4015,1181.817922,-3.80189306,0.02220628313,-2.445343237e-005,  
    1.573297747e-008,-4.15883641e-012},  
  blow={65306.1332,42.8272313},  
  ahigh={2955126.2,-9185.669409999999,13.41398696,-0.000559033921,  
    1.138387119e-008,7.25992721e-012,-6.13373436e-016},  
  bhigh={129053.4257,-70.2182818},  
  R=437.0822491314233);
```

```
constant IdealGases.Common.DataRecord H4F4(  
  name="H4F4",  
  MM=0.08002537279999999,  
  Hf=-14831950.09870669,  
  H0=270590.1796186322,  
  Tlimit=1000,  
  alow={131510.9024,-1840.36156,12.64093152,0.0249540736,-4.17039461e-005,  
    3.45252384e-008,-1.07203436e-011},  
  blow={-136400.3454,-41.2291353},  
  ahigh={3354037.99,-11719.2204,27.65243565,-0.001508934621,2.257027572e-007,  
    -1.744867255e-011,5.304351740000001e-016},  
  bhigh={-74202.13160000001,-138.8603332},  
  R=103.897947726899);
```

```
constant IdealGases.Common.DataRecord H5F5(  
  name="H5F5",  
  MM=0.100031716,  
  Hf=-14897154.03862511,  
  H0=280362.4602421096,  
  Tlimit=1000,  
  alow={164136.1897,-2300.510396,16.30140545,0.03119205422,-5.21292635e-005,  
    4.31561124e-008,-1.340031413e-011},  
  blow={-171434.5408,-56.8215738},  
  ahigh={4192290.73,-14649.03043,35.0655492,-0.001886170471,2.821289954e-007,  
    -2.181090984e-011,6.63047416e-016},  
  bhigh={-93687.042,-178.8592044},  
  R=83.11835818151914);
```

```
constant IdealGases.Common.DataRecord H6F6(  
  name="H6F6",  
  MM=0.1200380592,  
  Hf=-15041438.88224411,  
  H0=286030.0577068977,  
  Tlimit=1000,  
  alow={195688.6618,-2753.90988,19.75625055,0.0380771701,-6.341218879999999e-0  
05,  
    5.21923329e-008,-1.612185649e-011},  
  blow={-207926.941,-71.13607980000001},  
  ahigh={5024520.319999999,-17428.17868,42.148705,-0.002084564791,  
    2.930051519e-007,-2.052079159e-011,5.2069373e-016},  
  bhigh={-115449.7653,-216.3947001},  
  R=69.26529848459929);
```

```

constant IdealGases.Common.DataRecord H7F7 (
  name="H7F7",
  MM=0.1400444024,
  Hf=-14993094.60440098,
  H0=291530.7809546553,
  Tlimit=1000,
  alow={229386.7477,-3220.80786,23.62235212,0.0436680188,-7.29799034e-005,
        6.041786420000001e-008,-1.876025627e-011},
  blow={-241863.7479,-88.38812259999999},
  ahigh={5868789.83,-20508.63473,49.8917611,-0.002640634895,3.94979633e-007,-3
.053515088e-011,
        9.28260178e-016},
  bhigh={-133017.7809,-259.2385142},
  R=59.37025584394225);

constant IdealGases.Common.DataRecord He (
  name="He",
  MM=0.004002602,
  Hf=0,
  H0=1548349.798456104,
  Tlimit=1000,
  alow={0,0,2.5,0,0,0,0},
  blow={-745.375,0.9287239740000001},
  ahigh={0,0,2.5,0,0,0,0},
  bhigh={-745.375,0.9287239740000001},
  R=2077.26673798694);

constant IdealGases.Common.DataRecord Heplus (
  name="Heplus",
  MM=0.0040020534,
  Hf=594325271.3719412,
  H0=1548562.045673853,
  Tlimit=1000,
  alow={0,0,2.5,0,0,0,0},
  blow={285323.3739,1.621665557},
  ahigh={0,0,2.5,0,0,0,0},
  bhigh={285323.3739,1.621665557},
  R=2077.551488943151);

constant IdealGases.Common.DataRecord Hg (
  name="Hg",
  MM=0.20059,
  Hf=305997.3079415724,
  H0=30895.99680941224,
  Tlimit=1000,
  alow={0,0,2.5,0,0,0,0},
  blow={6636.90008,6.80020154},
  ahigh={51465.7351,-168.1269855,2.718343098,-0.0001445026192,5.15897766e-008,
        -9.47248501e-012,7.034797406e-016},
  bhigh={7688.68493,5.27123609},
  R=41.45008225734085);

constant IdealGases.Common.DataRecord Hgplus (
  name="Hgplus",
  MM=0.2005894514,
  Hf=5357425.928928983,
  H0=30896.08130809215,

```

```
Tlimit=1000,  
alow={0.000409834494,-4.34358162e-006,2.500000019,-4.389036810000001e-011,  
5.5639692e-014,-3.63822826e-017,9.607881994999999e-021},  
blow={128503.7483,7.4933445},  
ahigh={-12299.84728,27.32269908,2.48418216,-4.42679761e-006,  
7.489685859999999e-009,-2.549887287e-012,2.819873366e-016},  
bhigh={128318.8257,7.62524457},  
R=41.45019562080521);
```

```
constant IdealGases.Common.DataRecord HgBr2(  
  name="HgBr2",  
  MM=0.3603980000000001,  
  Hf=-253363.2706063851,  
  H0=43447.47751097397,  
  Tlimit=1000,  
  alow={-1991.826537,-190.2186083,8.246401260000001,-0.001607089392,  
1.947654549e-006,-1.242873546e-009,3.24181831e-013},  
  blow={-12307.23096,-8.7166593},  
  ahigh={-22436.4929,-3.31265227,7.50276517,-1.202360213e-006,  
2.830526999e-010,-3.4076867e-014,1.640497921e-018},  
  bhigh={-13274.83366,-4.3685556},  
  R=23.07025011237576);
```

```
constant IdealGases.Common.DataRecord I(  
  name="I",  
  MM=0.12690447,  
  Hf=841262.7230545938,  
  H0=48835.37987274995,  
  Tlimit=1000,  
  alow={169.8199675,-2.716437233,2.517385557,-5.73069207e-005,  
1.031716184e-007,-9.670641930000001e-011,3.706471651e-014},  
  blow={12107.5009,7.40582313},  
  ahigh={-778586.0569999999,2303.279568,0.002886686091,0.001180878463,-2.26407  
4866e-007,  
1.963511339e-011,-6.243525940999999e-016},  
  bhigh={-2616.792742,25.58922997},  
  R=65.51756608730962);
```

```
constant IdealGases.Common.DataRecord Iplus(  
  name="Iplus",  
  MM=0.1269039214,  
  Hf=8836220.470016144,  
  H0=48835.59098592204,  
  Tlimit=1000,  
  alow={-801.496901,8.13905261,2.47017476,4.16139382e-005,  
7.133397859999999e-009,-7.10595014e-011,4.873766102e-014},  
  blow={134079.4213,7.90342009},  
  ahigh={-778838.5329999999,2404.962651,-0.1791751142,0.001227311979,-1.801494  
03e-007,  
9.923983959999999e-012,-9.775286439000001e-017},  
  bhigh={118853.1631,27.10544347},  
  R=65.5178493168297);
```

```
constant IdealGases.Common.DataRecord Iminus(  
  name="Iminus",  
  MM=0.1269050186,  
  Hf=-1533395.401905721,
```

```

H0=48835.1687614031,
Tlimit=1000,
alow={0,0,2.5,0,0,0,0},
blow={-24149.70936,6.11346538},
ahigh={0,0,2.5,0,0,0,0},
bhigh={-24149.70936,6.11346538},
R=65.51728286023828);

```

```

constant IdealGases.Common.DataRecord IF5 (
  name="IF5",
  MM=0.221896486,
  Hf=-3790055.512641151,
  H0=90331.04742361714,
  Tlimit=1000,
  alow={202618.453,-3598.18317,25.30349738,-0.01348602458,1.105687229e-005,-4.
70793951e-009,
    7.86441147e-013},
  blow={-87001.4725,-111.2719941},
  ahigh={-362050.626,-163.9236093,16.12272743,-4.91443155e-005,
    1.086015052e-008,-1.244672691e-012,5.76359362e-017},
  bhigh={-106164.2293,-53.9877336},
  R=37.47004808359156);

```

```

constant IdealGases.Common.DataRecord IF7 (
  name="IF7",
  MM=0.2598932924,
  Hf=-3699595.288208369,
  H0=92820.14467257561,
  Tlimit=1000,
  alow={299985.3564,-5501.55413,36.2713398,-0.02095765818,1.76197268e-005,-7.8
2914233e-009,
    1.405939372e-012},
  blow={-93313.0766,-175.421615},
  ahigh={-561442.264,-264.6288326,22.19879891,-7.984221469999999e-005,
    1.768835964e-008,-2.031523755e-012,9.4237673900000001e-017},
  bhigh={-122524.5322,-87.74010730000001},
  R=31.99186836728072);

```

```

constant IdealGases.Common.DataRecord I2 (
  name="I2",
  MM=0.25380894,
  Hf=245933.0234782116,
  H0=39857.23276729338,
  Tlimit=1000,
  alow={-5087.96877,-12.4958521,4.50421909,0.0001370962533,-1.390523014e-007,
    1.174813853e-010,-2.337541043e-014},
  blow={6213.469810000001,5.58383694},
  ahigh={-5632594.16,17939.6156,-17.23055169,0.0124421408,-3.33276858e-006,
    4.12547794e-010,-1.960461713e-014},
  bhigh={-106850.5292,160.0531883},
  R=32.75878304365481);

```

```

constant IdealGases.Common.DataRecord In (
  name="In",
  MM=0.114818,
  Hf=2096361.197721611,
  H0=53986.73552927241,

```

```
Tlimit=1000,  
alow={51495.1805,-917.799902,8.93868795,-0.02224112602,3.82388194e-005,-2.89  
0116948e-008,  
8.047481221e-012},  
blow={32390.3162,-27.64567028},  
ahigh={-1683608.899,2210.473186,3.47221937,-0.001082267422,3.47969998e-007,  
-5.15809241e-011,3.183043089e-015},  
bhigh={10959.65206,2.557189088},  
R=72.41436011775157);
```

```
constant IdealGases.Common.DataRecord Inplus(  
  name="Inplus",  
  MM=0.1148174514,  
  Hf=60935.2055344437,  
  H0=53976.35920701163,  
  Tlimit=1000,  
  alow={0.2150488908,-0.002523854672,2.500011877,-2.869063919e-008,  
3.7538704e-011,-2.525942419e-014,6.84293266e-018},  
  blow={96.1093017,5.9632544},  
  ahigh={45369.9514,-144.5142103,2.681812441,-0.000115748006,3.94771481e-008,  
-6.87924362e-012,4.81920492e-016},  
  bhigh={1004.26144,4.68375918},  
  R=72.4147061149626);
```

```
constant IdealGases.Common.DataRecord InBr(  
  name="InBr",  
  MM=0.194722,  
  Hf=-277913.5331395528,  
  H0=51787.27108390423,  
  Tlimit=1000,  
  alow={-2540.851435,-52.94704710000001,4.71743809,-0.000434466949,  
6.51351364e-007,-4.40399515e-010,1.234046209e-013},  
  blow={-7607.59428,4.258881},  
  ahigh={794837.442,-2318.183711,7.03288958,-0.001245920568,3.27669335e-007,-3  
.003771106e-011,  
5.85319277e-016},  
  bhigh={6957.627289999999,-12.7350266},  
  R=42.69919166812174);
```

```
constant IdealGases.Common.DataRecord InBr2(  
  name="InBr2",  
  MM=0.274626,  
  Hf=-545210.7921318448,  
  H0=52523.58116128844,  
  Tlimit=1000,  
  alow={-66.19878900000001,-236.589731,7.92654516,-0.001994547959,  
2.420414153e-006,-1.548924922e-009,4.05814839e-013},  
  blow={-18953.55588,-5.33886754},  
  ahigh={-321716.203,479.2682100000001,7.10264948,-0.000551401978,  
3.157862421e-007,-5.51125451e-011,3.17216139e-015},  
  bhigh={-23709.23659,0.1193263347},  
  R=30.27561847749303);
```

```
constant IdealGases.Common.DataRecord InBr3(  
  name="InBr3",  
  MM=0.35453,  
  Hf=-723739.2237610358,
```

```

H0=56166.56700420276,
Tlimit=1000,
alow={-4990.1153,-280.5930452,11.1035606,-0.002379995808,2.887825281e-006,-1
.844500707e-009,
    4.81439587e-013},
blow={-32505.0491,-18.71748987},
ahigh={-35057.831,-4.85872132,10.00406131,-1.767620958e-006,4.16401606e-010,
    -5.01552887e-014,2.415414123e-018},
bhigh={-33931.7924,-12.29069868},
R=23.45209714269597);

```

```

constant IdealGases.Common.DataRecord InCL(
    name="InCL",
    MM=0.150271,
    Hf=-480118.4726261222,
    H0=64896.86632816712,
    Tlimit=1000,
    alow={6430.71303,-217.8267726,5.4188309,-0.0020480051,2.702295936e-006,-1.79
5319798e-009,
    4.84746909e-013},
    blow={-8959.84107,-1.202999253},
    ahigh={-274575.1636,894.0986909999999,3.26811839,0.0009180277780000001,-3.08
3262431e-007,
    5.74545881e-011,-3.64527575e-015},
    bhigh={-15616.0343,12.66880374},
    R=55.32985073633636);

```

```

constant IdealGases.Common.DataRecord InCL2(
    name="InCL2",
    MM=0.185724,
    Hf=-1084853.955331567,
    H0=75145.82929508302,
    Tlimit=1000,
    alow={9935.164869999999,-417.210186,8.58849491,-0.00334838561,
    3.99786664e-006,-2.525301853e-009,6.54449033e-013},
    blow={-24264.80269,-11.64521725},
    ahigh={-332871.984,475.769161,7.10544369,-0.000552578696,3.160567738e-007,-5
.51445368e-011,
    3.17368038e-015},
    bhigh={-29950.95917,-2.294555511},
    R=44.76789214102647);

```

```

constant IdealGases.Common.DataRecord InCL3(
    name="InCL3",
    MM=0.221177,
    Hf=-1671481.333954254,
    H0=82769.78618934158,
    Tlimit=1000,
    alow={26147.43044,-841.460456,13.1178479,-0.00643528247,7.55487475e-006,-4.7
0507856e-009,
    1.204213663e-012},
    blow={-43264.6958,-35.0008094},
    ahigh={-71140.4363,-16.28425068,10.01309622,-5.54452888e-006,
    1.279877732e-009,-1.518261505e-013,7.22656277e-018},
    bhigh={-47589.7417,-16.69761011},
    R=37.59193767887258);

```

```
constant IdealGases.Common.DataRecord InF(  
  name="InF",  
  MM=0.1338164032,  
  Hf=-1445413.150964142,  
  H0=68878.7830160421,  
  Tlimit=1000,  
  a_low={31901.2332,-529.525426,6.17288626,-0.002986035832,3.23377803e-006,-1.8  
56975575e-009,  
    4.46502497e-013},  
  b_low={-21871.76282,-7.59121662},  
  a_high={-468900.12,1321.019051,2.881329353,0.001041591078,-3.090754867e-007,  
    4.92664656e-011,-2.699156425e-015},  
  b_high={-33083.6981,13.96688303},  
  R=62.13342909518585);  
  
constant IdealGases.Common.DataRecord InF2(  
  name="InF2",  
  MM=0.1528148064,  
  Hf=-2991770.462367971,  
  H0=82379.29489010562,  
  Tlimit=1000,  
  a_low={75224.8021,-1088.616881,9.481705209999999,-0.002893229367,  
    1.516224649e-006,-7.98951781e-011,-1.466781026e-013},  
  b_low={-51243.36150000001,-21.4666609},  
  a_high={431896.034,-1688.47242,8.925863010000001,-0.001049188835,  
    2.72393419e-007,-2.882959902e-011,1.073493779e-015},  
  b_high={-46736.91940000001,-19.32464363},  
  R=54.40881152731022);  
  
constant IdealGases.Common.DataRecord InF3(  
  name="InF3",  
  MM=0.1718132096,  
  Hf=-5023359.775475611,  
  H0=94989.40179277113,  
  Tlimit=1000,  
  a_low={107160.8336,-1660.071901,13.95972813,-0.00501869326,3.22636753e-006,-7  
.8233859700000001e-010,  
    -3.7269998e-014},  
  b_low={-97952.1499,-46.063534700000001},  
  a_high={-165685.5506,-79.6588929,10.05913347,-2.350816639e-005,  
    5.16351293e-009,-5.88804881e-013,2.715090697e-017},  
  b_high={-106868.2627,-21.32968218},  
  R=48.39250730113827);  
  
constant IdealGases.Common.DataRecord InH(  
  name="InH",  
  MM=0.11582594,  
  Hf=1856379.529490544,  
  H0=74975.46749890395,  
  Tlimit=1000,  
  a_low={-51528.2872,781.3792590000001,-0.8433385339999999,0.01044471274,-9.761  
074819999999e-006,  
    4.540635199999999e-009,-8.169906900000001e-013},  
  b_low={21100.48908,29.39346222},  
  a_high={779740.666,-3646.88208,9.54296735,-0.00348128172,1.304805603e-006,-2.  
182950701e-010,  
    1.274009748e-014},  
  b_high={46432.9546,-36.5932923},
```

```
R=71.78419618265131);
```

```
constant IdealGases.Common.DataRecord InI(  
  name="InI",  
  MM=0.24172247,  
  Hf=109287.0017421219,  
  H0=42491.39105685955,  
  Tlimit=1000,  
  alow={-468.634874,-56.8553099,4.78184969,-0.000661936831,1.027666742e-006,-7  
.27059207e-010,  
    2.077991102e-013},  
  blow={2095.570254,4.88551513},  
  ahigh={1529221.772,-4690.373680000001,10.04593462,-0.00314043411,  
    9.460834390000001e-007,-1.253862848e-010,5.94980564e-015},  
  bhigh={31524.78143,-32.9769749},  
  R=34.39676915431156);
```

```
constant IdealGases.Common.DataRecord InI2(  
  name="InI2",  
  MM=0.36862694,  
  Hf=-107047.637375608,  
  H0=40454.87559862011,  
  Tlimit=1000,  
  alow={-4513.8906,-118.372687,7.47311008,-0.00103447409,1.271465534e-006,-8.2  
278203e-010,  
    2.178307019e-013},  
  blow={-6278.53604,-0.66672975},  
  ahigh={-313067.1665,481.38107,7.10091418,-0.000550655992,3.156120735e-007,-5  
.50917054e-011,  
    3.17116283e-015},  
  bhigh={-10430.1275,2.141662307},  
  R=22.55524786115741);
```

```
constant IdealGases.Common.DataRecord InI3(  
  name="InI3",  
  MM=0.49553141,  
  Hf=-212773.4223749813,  
  H0=42080.25077562692,  
  Tlimit=1000,  
  alow={-8728.397169999998,-126.5914859,10.5065912,-0.001106109314,  
    1.354335766e-006,-8.709453460000001e-010,2.28518635e-013},  
  blow={-15082.69063,-12.11411745},  
  ahigh={-21967.42567,-2.151167521,10.001822,-8.002214699999999e-007,  
    1.897343164e-010,-2.29625246e-014,1.109838196e-018},  
  bhigh={-15724.06335,-9.17088869},  
  R=16.7789000499484);
```

```
constant IdealGases.Common.DataRecord InO(  
  name="InO",  
  MM=0.1308174,  
  Hf=1116006.807962855,  
  H0=69120.07882743428,  
  Tlimit=1000,  
  alow={-115472.7169,1753.668703,-6.96503381,0.02961698958,-3.123332334e-005,  
    1.43724472e-008,-2.235519898e-012},  
  blow={8188.67959,66.0862126},  
  ahigh={-805213.0950000001,1693.064203,4.76086358,-0.00073407184,
```



```
3.22959776e-007,-4.58015038e-011,1.954611725e-015},  
bhigh={4005.51981,3.50074246},  
R=63.55784475153917);
```

```
constant IdealGases.Common.DataRecord InOH(  
  name="InOH",  
  MM=0.13182534,  
  Hf=-944032.0351155552,  
  H0=81447.45919107813,  
  Tlimit=1000,  
  alow={61234.6302,-1195.863129,10.41427981,-0.0068700025,6.21412878e-006,-2.4  
08203181e-009,  
    3.17764178e-013},  
  blow={-10798.5217,-31.8989084},  
  ahigh={852512.8929999999,-2350.317172,7.98451514,9.91581562e-005,-6.21238545  
e-008,  
    1.016169575e-011,-5.6825576399999999e-016},  
  bhigh={-1536.21361,-20.43107643},  
  R=63.07187980702344);
```

```
constant IdealGases.Common.DataRecord In2Br2(  
  name="In2Br2",  
  MM=0.389444,  
  Hf=-504065.321329896,  
  H0=55039.85938928319,  
  Tlimit=1000,  
  alow={-9221.1883,-36.1667703,10.14728771,-0.00032557752,4.02232748e-007,-2.6  
04080237e-010,  
    6.86768955e-014},  
  blow={-26448.83479,-10.00360073},  
  ahigh={-12907.81804,-0.607540124,10.00052163,-2.312058331e-007,  
    5.51731572e-011,-6.708620190000001e-015,3.25384165e-019},  
  bhigh={-26631.36878,-9.149949469999999},  
  R=21.34959583406087);
```

```
constant IdealGases.Common.DataRecord In2Br4(  
  name="In2Br4",  
  MM=0.549252,  
  Hf=-794732.9877724615,  
  H0=57893.49333275072,  
  Tlimit=1000,  
  alow={-14255.55379,-286.6009341,17.13866292,-0.002473506655,  
    3.017273071e-006,-1.93490043e-009,5.06587425e-013},  
  blow={-55937.5306,-38.3710598},  
  ahigh={-44534.6371,-4.91152398,16.00413764,-1.810579975e-006,  
    4.28171574e-010,-5.17199802e-014,2.496142837e-018},  
  bhigh={-57391.7541,-31.7490639},  
  R=15.13780923874652);
```

```
constant IdealGases.Common.DataRecord In2Br6(  
  name="In2Br6",  
  MM=0.7090599999999999,  
  Hf=-886643.4857416863,  
  H0=60780.08631145462,  
  Tlimit=1000,  
  alow={-17589.40752,-485.903448,23.91654505,-0.00414206149,5.03384932e-006,-3  
.21910365e-009,
```

```

      8.410220069999999e-013},
    blow={-79888.4446,-64.3787188},
    ahigh={-69450.3948,-8.402368170000001,22.00703884,-3.068251799e-006,
      7.23596573e-010,-8.722870580000001e-014,4.20346991e-018},
    bhigh={-82357.59850000001,-53.221928},
    R=11.72604857134799);

```

```

constant IdealGases.Common.DataRecord In2CL2 (
  name="In2CL2",
  MM=0.300542,
  Hf=-772528.8811547139,
  H0=67291.41018559803,
  Tlimit=1000,
  alow={-11428.48747,-141.6015827,10.56853314,-0.00124425344,1.526076784e-006,
    -9.82640281e-010,2.58076699e-013},
  blow={-30263.27087,-15.6510496},
  ahigh={-26166.06332,-2.401955489,10.00203984,-8.97519003e-007,
    2.130755553e-010,-2.5811409e-014,1.248404822e-018},
  bhigh={-30980.16735,-12.34946505},
  R=27.66492536816818);

```

```

constant IdealGases.Common.DataRecord In2CL4 (
  name="In2CL4",
  MM=0.371448,
  Hf=-1559103.443819862,
  H0=79301.88074777628,
  Tlimit=1000,
  alow={9814.08308,-848.895901,19.2341036,-0.00681567424,
    8.129220730000001e-006,-5.12507685e-009,1.324324755e-012},
  blow={-70276.8814,-55.82665695},
  ahigh={-85037.7179,-15.52464614,16.01269668,-5.44154987e-006,
    1.267594997e-009,-1.514110365e-013,7.24540454e-018},
  bhigh={-74619.21740000001,-36.91150615},
  R=22.38394607051324);

```

```

constant IdealGases.Common.DataRecord In2CL6 (
  name="In2CL6",
  MM=0.442354,
  Hf=-1994646.886882452,
  H0=86861.3418212563,
  Tlimit=1000,
  alow={30046.63159,-1585.621359,27.9648947,-0.01245506052,1.475341213e-005,-9
.2526892e-009,
    2.381233885e-012},
  blow={-104882.83,-97.88404639999999},
  ahigh={-149940.0484,-29.88680816,22.02425362,-1.033652301e-005,
    2.397911922e-009,-2.855307516e-013,1.363051661e-017},
  bhigh={-113011.0233,-62.93985679999999},
  R=18.79596883943629);

```

```

constant IdealGases.Common.DataRecord In2F2 (
  name="In2F2",
  MM=0.2676328064,
  Hf=-1988673.612772758,
  H0=67405.41356890992,
  Tlimit=1000,
  alow={7255.7171,-644.826565,12.47539512,-0.00524608962,6.28361621e-006,-3.97

```

```
434234e-009,  
  1.029559356e-012},  
  blow={-63848.92449999999,-31.08004586},  
  ahigh={-64097.1544,-11.63740672,10.00956511,-4.11408691e-006,  
    9.60882832e-010,-1.150013486e-013,5.511437479999999e-018},  
  bhigh={-67142.7785,-16.61718474},  
  R=31.06671454759293);  
  
constant IdealGases.Common.DataRecord In2F4(  
  name="In2F4",  
  MM=0.3056296128,  
  Hf=-4203742.282135299,  
  H0=81023.15012323308,  
  Tlimit=1000,  
  alow={122521.3611,-2444.998374,23.42425457,-0.0129142712,1.308700476e-005,-7  
.18167393e-009,  
    1.648386404e-012},  
  blow={-146694.2111,-89.435600500000001},  
  ahigh={-220597.7486,-78.2208377,16.05923872,-2.39402324e-005,  
    5.32958279e-009,-6.14460957e-013,2.859099598e-017},  
  bhigh={-159571.6347,-44.6957458},  
  R=27.20440576365511);  
  
constant IdealGases.Common.DataRecord In2F6(  
  name="In2F6",  
  MM=0.3436264192,  
  Hf=-5703868.767026397,  
  H0=97684.86974356599,  
  Tlimit=1000,  
  alow={182549.0583,-3552.11171,32.754252300000001,-0.01868064635,  
    1.892443162e-005,-1.038916311e-008,2.386637271e-012},  
  blow={-223964.876,-136.3626758},  
  ahigh={-317096.638,-116.7440973,22.08847456,-3.57773393e-005,  
    7.96895904e-009,-9.191681699999999e-013,4.2784941500000001e-017},  
  bhigh={-242666.1118,-71.5532856},  
  R=24.19625365056914);  
  
constant IdealGases.Common.DataRecord In2I2(  
  name="In2I2",  
  MM=0.48344494,  
  Hf=-57531.93734947356,  
  H0=45627.69030119541,  
  Tlimit=1000,  
  alow={-6681.92501,-14.49103222,10.05929122,-0.0001314921486,  
    1.628373589e-007,-1.056087811e-010,2.788963879e-014},  
  blow={-6279.602599999999,-7.29113098},  
  ahigh={-8148.157299999999,-0.2444544443,10.00021086,-9.37678925e-008,  
    2.24298818e-011,-2.732299303e-015,1.327135699e-019},  
  bhigh={-6352.6515,-6.94772542},  
  R=17.19838457715578);  
  
constant IdealGases.Common.DataRecord In2I4(  
  name="In2I4",  
  MM=0.73725388,  
  Hf=-270114.7954623175,  
  H0=45396.81635856565,  
  Tlimit=1000,
```

```

   alow={-15010.28064,-97.447979,16.3938395,-0.000865938021,1.065671801e-006,-6
.87925268e-010,
    1.810240886e-013},
    blow={-28303.88443,-29.86294828},
    ahigh={-25056.99251,-1.642155234,16.00140149,-6.18706628e-007,
    1.472308565e-010,-1.786593333e-014,8.652338779999999e-019},
    bhigh={-28796.55333,-27.57790375},
    R=11.2776239305787);

```

```

constant IdealGases.Common.DataRecord In2I6(
    name="In2I6",
    MM=0.99106282,
    Hf=-322603.2028928297,
    H0=45494.71445210709,
    Tlimit=1000,
    alow={-22326.40607,-200.0786874,22.80417927,-0.001761331313,
    2.161510393e-006,-1.392400447e-009,3.65817188e-013},
    blow={-44125.4768,-52.7380203},
    ahigh={-43119.0585,-3.39035059,22.00288128,-1.268348706e-006,3.0121219e-010,
    -3.64967671e-014,1.765530622e-018},
    bhigh={-45138.2027,-48.0686837},
    R=8.389450024974199);

```

```

constant IdealGases.Common.DataRecord In2O(
    name="In2O",
    MM=0.2456354,
    Hf=-141525.6392197542,
    H0=52095.52043394397,
    Tlimit=1000,
    alow={50656.535,-807.036367,8.64206727,-0.001533035446,2.866419382e-007,
    4.98113497e-010,-2.554320291e-013},
    blow={-1924.908459,-14.90718759},
    ahigh={-92327.8636,-52.0112728,7.03872362,-1.543821179e-005,3.39970087e-009,
    -3.8854571e-013,1.79512527e-017},
    bhigh={-6270.9268,-4.42182041},
    R=33.84883449209683);

```

```

constant IdealGases.Common.DataRecord K(
    name="K",
    MM=0.0390983,
    Hf=2276313.803924979,
    H0=158508.8865756312,
    Tlimit=1000,
    alow={9.665143929999999,-0.1458059455,2.500865861,-2.601219276e-006,
    4.187306579999999e-009,-3.43972211e-012,1.131569009e-015},
    blow={9959.493490000001,5.03582226},
    ahigh={-3566422.36,10852.89825,-10.54134898,0.00800980135,-2.696681041e-006,
    4.71529415e-010,-2.97689735e-014},
    bhigh={-58753.3701,97.3855124},
    R=212.6555886061542);

```

```

constant IdealGases.Common.DataRecord Kplus(
    name="Kplus",
    MM=0.0390977514,
    Hf=13146728.63769859,
    H0=158511.1106926727,
    Tlimit=1000,

```

```
alow={0,0,2.5,0,0,0,0},
blow={61075.1686,4.34740444},
ahigh={0,0,2.5,0,0,0,0},
bhigh={61075.1686,4.34740444},
R=212.6585724825086);
```

```
constant IdealGases.Common.DataRecord Kminus(
  name="Kminus",
  MM=0.0390988486,
  Hf=880284.9503859814,
  H0=158506.6625210033,
  Tlimit=1000,
  alow={0,0,2.5,0,0,0,0},
  blow={3394.15071,4.34744653},
  ahigh={0,0,2.5,0,0,0,0},
  bhigh={3394.15071,4.34744653},
  R=212.6526048135341);
```

```
constant IdealGases.Common.DataRecord KALF4(
  name="KALF4",
  MM=0.1420734508,
  Hf=-13428665.32245868,
  H0=150776.8754779904,
  Tlimit=1000,
  alow={119932.7246,-2156.457352,18.15348004,0.003115762809,-9.51199167e-006,
    8.43175623e-009,-2.615583061e-012},
  blow={-222254.5809,-68.23299969999999},
  ahigh={-343513.537,-242.0680834,16.1802925,-7.19381768e-005,
    1.585712708e-008,-1.814017733e-012,8.388391179999999e-017},
  bhigh={-233965.8121,-52.338987},
  R=58.5223484977814);
```

```
constant IdealGases.Common.DataRecord KBO2(
  name="KBO2",
  MM=0.081908100000000001,
  Hf=-8155765.998722958,
  H0=172030.641658151,
  Tlimit=1000,
  alow={42963.086500000001,-720.961643,8.34963935,0.002407820401,-1.680003427e-
007,
    -1.231930486e-009,5.4799516400000001e-013},
  blow={-78685.2347,-14.76077068},
  ahigh={88907.266,-1671.432436,11.1748393,-0.000451376026,9.69900346e-008,-1.
09002769e-011,
    4.9768458e-016},
  bhigh={-73753.360800000001,-32.7474937},
  R=101.5097652124759);
```

```
constant IdealGases.Common.DataRecord KBr(
  name="KBr",
  MM=0.1190023,
  Hf=-1506280.786169679,
  H0=84948.96317130004,
  Tlimit=1000,
  alow={9203.30919,-213.7880361,5.58850915,-0.002753854319,
    4.0136726100000001e-006,-2.856323127e-009,8.13520974e-013},
  blow={-21883.87013,-1.707501588},
```

```

ahigh={1562614.367,-4384.89478,9.045464600000001,-0.0020456809,
4.40192385e-007,-1.448178289e-011,-2.27333876e-015},
bhigh={5315.34201,-28.64647026},
R=69.86816221199086);

```

```

constant IdealGases.Common.DataRecord KCN (
  name="KCN",
  MM=0.0651157,
  Hf=1220842.285347466,
  H0=191295.4018769667,
  Tlimit=1000,
  alow={17986.27669,-630.055897,9.988695,-0.01076486132,1.75101498e-005,-1.265
592431e-008,
3.46976281e-012},
  blow={10580.25371,-25.94060289},
  ahigh={361566.387,-1749.018011,8.680702670000001,-0.000440235004,
9.249499710000001e-008,-1.021916855e-011,4.604767189999999e-016},
  bhigh={18137.34856,-22.81619241},
  R=127.6876697939207);

```

```

constant IdealGases.Common.DataRecord KCL (
  name="KCL",
  MM=0.0745513,
  Hf=-2878217.831211528,
  H0=132594.8575008082,
  Tlimit=1000,
  alow={9058.35151,-245.6801212,5.68069619,-0.002900127425,4.13098306e-006,-2.
907340629e-009,
8.22385087e-013},
  blow={-25973.04884,-3.677976854},
  ahigh={-212294.5722,934.61589,2.866264958,0.001468386693,-5.83426078e-007,
1.255777709e-010,-9.150147999999999e-015},
  bhigh={-32737.8764,14.01864636},
  R=111.5268546624942);

```

```

constant IdealGases.Common.DataRecord KF (
  name="KF",
  MM=0.0580967032,
  Hf=-5653416.939500278,
  H0=162747.8579541842,
  Tlimit=1000,
  alow={14357.04906,-339.184823,5.72790672,-0.002518371562,3.26591564e-006,-2.
21011086e-009,
6.21204205e-013},
  blow={-39142.5442,-5.81099962},
  ahigh={-1483743.237,4550.04804,-1.081464319,0.00350396588,-1.093902537e-006,
1.771028824e-010,-1.029032783e-014},
  bhigh={-69633.2981,40.8863592},
  R=143.1143514525623);

```

```

constant IdealGases.Common.DataRecord KH (
  name="KH",
  MM=0.04010624,
  Hf=3126673.205964957,
  H0=219295.2019436377,
  Tlimit=1000,
  alow={223.778215,179.3554623,1.130735415,0.009966112559999999,-1.341218171e-

```

```
005,
    9.0345299400000001e-009,-2.40988777e-012},
    blow={13382.50358,15.52739897},
    ahigh={-3752276.52,11727.78444,-10.14137678,0.008854548899999998,-2.51718807
4e-006,
    3.34407236e-010,-1.701157835e-014},
    bhigh={-60251.033,101.030459},
    R=207.3111815019309);
```

```
constant IdealGases.Common.DataRecord KI (
    name="KI",
    MM=0.16600277,
    Hf=-773817.6718376447,
    H0=61710.55458893849,
    Tlimit=1000,
    alow={-457.281174,-63.317697300000001,4.82329242,-0.0007876668320000001,
    1.336737911e-006,-1.000530992e-009,3.004503956e-013},
    blow={-16503.40769,3.55259482},
    ahigh={3293747.78,-10028.24194,16.29302044,-0.00669639675,2.001412089e-006,
    -2.677673023e-010,1.273359646e-014},
    bhigh={46763.4867,-78.5912337},
    R=50.08634494472592);
```

```
constant IdealGases.Common.DataRecord KLi (
    name="KLi",
    MM=0.0460393,
    Hf=3707752.355053183,
    H0=221487.3597122459,
    Tlimit=1000,
    alow={-3426.04369,-19.86063081,4.48760705,0.0005249535550000001,-1.207990165
e-006,
    1.705161047e-009,-7.8799942100000001e-013},
    blow={19278.68247,1.912285942},
    ahigh={12112968.43,-40810.0487,56.8379212,-0.03128695515,
    8.9750622000000001e-006,-1.189303691e-009,5.88012918e-014},
    bhigh={273879.2595,-366.96936},
    R=180.5951002730276);
```

```
constant IdealGases.Common.DataRecord KNO2 (
    name="KNO2",
    MM=0.085103800000000001,
    Hf=-2261913.028560417,
    H0=180281.0920311431,
    Tlimit=1000,
    alow={-72462.369300000001,1226.722811,-2.258926457,0.03019643903,-3.64025995e
-005,
    2.219135205e-008,-5.4716542300000001e-012},
    blow={-30772.6896,45.37172549},
    ahigh={-168941.4093,-851.59731500000001,10.63209586,-0.000252325481,
    5.573644441e-008,-6.39318592e-012,2.964484049e-016},
    bhigh={-21877.01436,-27.55200432},
    R=97.69801113463794);
```

```
constant IdealGases.Common.DataRecord KNO3 (
    name="KNO3",
    MM=0.1011032,
    Hf=-3123866.386029324,
```

```

H0=157434.304749998,
Tlimit=1000,
alow={-25961.12303,820.060661,-2.886015624,0.042072889,-5.27032309e-005,
      3.30856173e-008,-8.36586037e-012},
blow={-43350.5447,46.03187331},
ahigh={-318368.287,-1375.234449,14.01587531,-0.000404066008,8.90084778e-008,
      -1.018771993e-011,4.71598202e-016},
bhigh={-35138.5322,-48.04256439},
R=82.23747616297011);

```

```

constant IdealGases.Common.DataRecord KNa (
  name="KNa",
  MM=0.06208807,
  Hf=2132524.444712164,
  H0=170308.5149852459,
  Tlimit=1000,
  alow={25424.05292,-411.920741,6.84108795,-0.00625048138,8.86101314e-006,-4.9
22415349999999e-009,
      6.493212469999999e-013},
  blow={16525.9989,-9.13616691},
  ahigh={6260326.62,-25635.93614,43.7333545,-0.0267265511,8.23270579e-006,-1.1
2850359e-009,
      5.66326489e-014},
  bhigh={169727.4909,-266.4117219},
  R=133.9141641864532);

```

```

constant IdealGases.Common.DataRecord KO (
  name="KO",
  MM=0.055097700000000001,
  Hf=1174882.327211481,
  H0=172078.2174210539,
  Tlimit=1000,
  alow={14625.62908,-338.476565,5.71660764,-0.002363265083,2.848716276e-006,-1
.739858233e-009,
      4.4310065200000001e-013},
  blow={8141.83538,-4.02210152},
  ahigh={696010.338,-3304.83529,10.05743444,-0.004331112,1.747281632e-006,-3.0
12370548e-010,
      1.79082787e-014},
  bhigh={26049.72496,-34.4878152},
  R=150.9041575238168);

```

```

constant IdealGases.Common.DataRecord KOH (
  name="KOH",
  MM=0.05610564,
  Hf=-4135056.653840862,
  H0=208083.3584644966,
  Tlimit=1000,
  alow={17706.84196,-615.320522,8.684075719999999,-0.00396284951,
      3.40865059e-006,-9.60197222e-010,8.4940549700000001e-015},
  blow={-26779.03261,-21.74495666},
  ahigh={891727.195,-2334.179072,7.97257871,0.0001038863156,-6.315893469999999
e-008,
      1.027938106e-011,-5.73668582e-016},
  bhigh={-14436.96469,-20.76401416},
  R=148.1931584774721);

```



```
constant IdealGases.Common.DataRecord K2(  
  name="K2",  
  MM=0.078196600000000001,  
  Hf=1618309.862577145,  
  H0=137360.5629912298,  
  Tlimit=1000,  
  a_low={15241.69293,-330.178936,7.07079595,-0.00976707246,2.021535863e-005,-1.  
886092452e-008,  
    6.11297464e-012},  
  b_low={15334.02849,-9.1010358},  
  a_high={-27344707.45,65621.80009999999,-44.7635044,0.008938859150000001,  
    2.984557092e-006,-1.064158914e-009,8.334936929999999e-014},  
  b_high={-422624.383,386.714251},  
  R=106.3277943030771);  
  
constant IdealGases.Common.DataRecord K2plus(  
  name="K2plus",  
  MM=0.078196051400000001,  
  Hf=6709555.298594016,  
  H0=138896.1565903314,  
  Tlimit=1000,  
  a_low={51960.3657,-611.338253,7.26499054,-0.00581063482,6.5674965e-006,-2.378  
020865e-009,  
    -1.318637581e-013},  
  b_low={64798.2027,-10.42370517},  
  a_high={11079507.39,-41774.8382,64.486598400000001,-0.0402499803,  
    1.360587923e-005,-2.361920107e-009,1.67343061e-013},  
  b_high={317761.205,-410.50631},  
  R=106.3285402669322);  
  
constant IdealGases.Common.DataRecord K2Br2(  
  name="K2Br2",  
  MM=0.2380046,  
  Hf=-2263587.31301832,  
  H0=88031.0968779595,  
  Tlimit=1000,  
  a_low={-10930.40504,-48.5665148,10.19754923,-0.00043631571,5.38717366e-007,-3  
.4861165e-010,  
    9.19070295e-014},  
  b_low={-67580.73239999999,-12.94944706},  
  a_high={-15892.29976,-0.810137946,10.00069442,-3.074491521e-007,  
    7.33102416e-011,-8.908944780000001e-015,4.319245429999999e-019},  
  b_high={-67825.9544,-11.80425726},  
  R=34.93408110599543);  
  
constant IdealGases.Common.DataRecord K2CO3(  
  name="K2CO3",  
  MM=0.1382055,  
  Hf=-5872770.352844134,  
  H0=141208.8303287496,  
  Tlimit=1000,  
  a_low={-44074.067,706.981544,0.693148247,0.0396783132,-4.8509583e-005,  
    2.976635787e-008,-7.374761529999999e-012},  
  b_low={-103391.3232,29.80651689},  
  a_high={-326426.316,-1521.168973,17.12283562,-0.000446458071,9.83337963e-008,  
    -1.125478371e-011,5.21006912e-016},  
  b_high={-94882.75099999999,-62.1522063},  
  R=60.16021070073188);
```

```

constant IdealGases.Common.DataRecord K2C2N2 (
  name="K2C2N2",
  MM=0.1302314,
  Hf=-64254.85712355085,
  H0=190324.6221725329,
  Tlimit=1000,
  alow={4627.78948,-972.9810620000001,19.9666591,-0.01953015081,
    3.27533046e-005,-2.39398512e-008,6.59654824e-012},
  blow={-777.4411259999999,-67.55613632000001},
  ahigh={726959.95,-3492.10868,18.35676822,-0.000878547514,1.845532919e-007,-2
.038717568e-011,
    9.18542099e-016},
  bhigh={15826.00773,-67.28484052},
  R=63.84383489696034);

constant IdealGases.Common.DataRecord K2CL2 (
  name="K2CL2",
  MM=0.1491026,
  Hf=-4127316.780525624,
  H0=133890.6766213332,
  Tlimit=1000,
  alow={-13285.26456,-124.1832429,10.5003573,-0.001097776004,1.348871402e-006,
    -8.69721512e-010,2.28658408e-013},
  blow={-76443.6315,-17.90150052},
  ahigh={-26146.11331,-2.096229095,10.00178456,-7.864803710000001e-007,
    1.869281152e-010,-2.266272348e-014,1.096790704e-018},
  bhigh={-77071.8933,-14.99720802},
  R=55.76342733124707);

constant IdealGases.Common.DataRecord K2F2 (
  name="K2F2",
  MM=0.1161934064,
  Hf=-7400381.034013649,
  H0=155995.3061157522,
  Tlimit=1000,
  alow={-1611.833856,-513.564489,11.99922511,-0.004280109549999999,
    5.16538754e-006,-3.2858149e-009,8.549648749999999e-013},
  blow={-103924.8602,-30.39925079},
  ahigh={-57408.9253,-9.04618211,10.00750685,-3.25076484e-006,7.63006459e-010,
    -9.165649529999999e-014,4.40504844e-018},
  bhigh={-106541.3546,-18.7403762},
  R=71.55717572628115);

constant IdealGases.Common.DataRecord K2I2 (
  name="K2I2",
  MM=0.33200554,
  Hf=-1261772.475242431,
  H0=64627.07821080335,
  Tlimit=1000,
  alow={-8977.75244,-27.76460169,10.11331014,-0.0002508421994,
    3.102352114e-007,-2.010096209e-010,5.30443715e-014},
  blow={-53262.0839,-10.32092509},
  ahigh={-11796.34729,-0.472476155,10.00040695,-1.807689054e-007,
    4.32056097e-011,-5.259699430000001e-015,2.553419144e-019},
  bhigh={-53402.10230000001,-9.6644405},
  R=25.04317247236296);

```

```
constant IdealGases.Common.DataRecord K2O(  
  name="K2O",  
  MM=0.094196,  
  Hf=-786518.5570512548,  
  H0=147121.93723725,  
  Tlimit=1000,  
  alow={23920.44068,-544.535839,8.82640323,-0.00348142943,3.83454207e-006,-2.2  
68494189e-009,  
    5.56921225e-013},  
  blow={-8234.29168,-16.63099064},  
  ahigh={-46114.6458,-13.63119524,7.01053044,-4.32365826e-006,  
    9.747788419999999e-010,-1.135283694e-013,5.325860600000001e-018},  
  bhigh={-11072.22244,-5.76871872},  
  R=88.26778207142554);
```

```
constant IdealGases.Common.DataRecord K2Oplus(  
  name="K2Oplus",  
  MM=0.09419545139999999,  
  Hf=3910914.12084894,  
  H0=150093.4576974701,  
  Tlimit=1000,  
  alow={7201.10273,-333.65264,8.05073035,-0.001869353797,1.921291874e-006,-1.0  
64020951e-009,  
    2.457514799e-013},  
  blow={43899.8636,-10.7320415},  
  ahigh={-37800.335,-8.84953739,7.00684789,-2.815510856e-006,6.3550015e-010,-7  
.4085519900000001e-014,  
    3.4783349600000001e-018},  
  bhigh={42145.196800000001,-4.41827661},  
  R=88.26829614832124);
```

```
constant IdealGases.Common.DataRecord K2O2(  
  name="K2O2",  
  MM=0.1101954,  
  Hf=-1738423.754530588,  
  H0=147826.5245191723,  
  Tlimit=1000,  
  alow={48108.7061,-1003.601504,11.54229002,-0.000454633252,-1.516606209e-006,  
    1.79942609e-009,-6.12833729e-013},  
  blow={-20571.5192,-31.8119979},  
  ahigh={-147607.3073,-102.193204,10.07664713,-3.076517991e-005,  
    6.81525281e-009,-7.82865445e-013,3.6325061e-017},  
  bhigh={-25920.56324,-21.62287184},  
  R=75.45207876190838);
```

```
constant IdealGases.Common.DataRecord K2O2H2(  
  name="K2O2H2",  
  MM=0.11221128,  
  Hf=-5712438.179120673,  
  H0=199489.1511798101,  
  Tlimit=1000,  
  alow={8174.78837,-1130.63068,18.15303256,-0.00773743108,6.83761401e-006,-2.0  
54691111e-009,  
    7.67287751e-014},  
  blow={-75749.6517,-63.9175947},  
  ahigh={1773523.196,-4665.292469999999,16.94308128,0.0002085297143,-1.2647147  
62e-007,  
    2.057506565e-011,-1.148042134e-015},
```

```
bhigh={-50512.63310000001,-63.3477392},
R=74.09657923873607);
```

```
constant IdealGases.Common.DataRecord K2SO4 (
  name="K2SO4",
  MM=0.1742592,
  Hf=-6288627.06244491,
  H0=127877.7763240047,
  Tlimit=1000,
  alow={62714.9231,-815.204992,7.45541372,0.0384990978,-5.40063098e-005,
    3.6546568e-008,-9.760223570000001e-012},
  blow={-130469.2568,-10.3463477},
  ahigh={-544612.564,-959.0667229999999,19.71591285,-0.0002866586009,
    6.342480639999999e-008,-7.281462539999999e-012,3.37788693e-016},
  bhigh={-133787.3384,-73.99103550999999},
  R=47.71324555604525);
```

```
constant IdealGases.Common.DataRecord Kr (
  name="Kr",
  MM=0.0838,
  Hf=0,
  H0=73954.98806682577,
  Tlimit=1000,
  alow={0,0,2.5,0,0,0,0},
  blow={-745.375,5.49095651},
  ahigh={264.3639057,-0.7910050820000001,2.500920585,-5.32816411e-007,
    1.620730161e-010,-2.467898017e-014,1.47858504e-018},
  bhigh={-740.348894,5.48439815},
  R=99.21804295942721);
```

```
constant IdealGases.Common.DataRecord Krplus (
  name="Krplus",
  MM=0.08379945139999999,
  Hf=16192873.52518396,
  H0=73955.472219237,
  Tlimit=1000,
  alow={-5650.40286,69.3074081,2.157028132,0.0008711228930000001,-1.18160973e-
006,
    7.86219863e-010,-1.832589387e-013},
  blow={162116.4118,8.81824226},
  ahigh={-221656.7015,1166.16784,0.486965532,0.001429223599,-3.94962861e-007,
    4.98285351e-011,-2.406719258e-015},
  bhigh={155600.2861,20.59230986},
  R=99.21869249850485);
```

```
constant IdealGases.Common.DataRecord Li (
  name="Li",
  MM=0.006941,
  Hf=22950583.48941075,
  H0=892872.4967583921,
  Tlimit=1000,
  alow={0,0,2.5,0,0,0,0},
  blow={18413.90197,2.447622965},
  ahigh={1125610.652,-3463.53673,6.56661192,-0.002260983356,5.92228916e-007,-6
.2816351e-011,
    2.884948238e-015},
  bhigh={40346.374,-26.55918195},
```

```
R=1197.878115545311);
```

```
constant IdealGases.Common.DataRecord Liplus(  
  name="Liplus",  
  MM=0.0069404514,  
  Hf=98800407.70835166,  
  H0=892943.0728381731,  
  Tlimit=1000,  
  alow={0,0,2.5,0,0,0,0},  
  blow={81727.24550000001,1.754357228},  
  ahigh={0,0,2.5,0,0,0,0},  
  bhigh={81727.24550000001,1.754357228},  
  R=1197.972800443499);
```

```
constant IdealGases.Common.DataRecord Liminus(  
  name="Liminus",  
  MM=0.0069415486,  
  Hf=13465976.16560662,  
  H0=892801.9318340579,  
  Tlimit=1000,  
  alow={0,0,2.5,0,0,0,0},  
  blow={10496.98659,1.754594332},  
  ahigh={0,0,2.5,0,0,0,0},  
  bhigh={10496.98659,1.754594332},  
  R=1197.783445613274);
```

```
constant IdealGases.Common.DataRecord LiALF4(  
  name="LiALF4",  
  MM=0.1099161508,  
  Hf=-16897315.00313783,  
  H0=177720.8249908984,  
  Tlimit=1000,  
  alow={176152.936,-2999.300134,20.7973957,-0.001742914656,-4.266642090000001e  
-006,  
    5.362829770000001e-009,-1.866817087e-012},  
  blow={-211794.7828,-87.6272589},  
  ahigh={-402070.0930000001,-278.3355146,16.20791185,-8.316341570000001e-005,  
    1.83690569e-008,-2.104932808e-012,9.74725302e-017},  
  bhigh={-227869.6416,-55.9730484},  
  R=75.64376972342085);
```

```
constant IdealGases.Common.DataRecord LiBO2(  
  name="LiBO2",  
  MM=0.0497508,  
  Hf=-13112397.71018758,  
  H0=269899.6599049664,  
  Tlimit=1000,  
  alow={65189.8757,-1060.320845,9.54804996,-5.46957607e-005,2.658687599e-006,  
    -2.931603694e-009,9.66302973e-013},  
  blow={-75062.0411,-24.90883998},  
  ahigh={85544.04520000001,-1731.920898,11.2146209,-0.000465916217,  
    9.999875689999999e-008,-1.122880592e-011,5.12352946e-016},  
  bhigh={-71547.4382,-36.1239729},  
  R=167.1223779316112);
```

```
constant IdealGases.Common.DataRecord LiBr(  
  name="LiBr",
```

```

MM=0.086845000000000001,
Hf=-1740605.561632794,
H0=105626.2306407968,
Tlimit=1000,
alow={38056.2047,-612.961499,6.57736955,-0.00421989176,
      5.3914233700000001e-006,-3.69314481e-009,1.049158761e-012},
blow={-16374.87617,-11.28654012},
ahigh={63801.9142,-259.7050764,4.65676887,0.0001022867706,-5.178252340000001
e-008,
      2.058203991e-011,-1.942190308e-015},
bhigh={-17933.63752,-0.2290806613},
R=95.73921354136679);

```

```

constant IdealGases.Common.DataRecord LiCl(
  name="LiCl",
  MM=0.042394,
  Hf=-4570927.277444921,
  H0=213712.0583101382,
  Tlimit=1000,
  alow={49643.995,-718.734662,6.78514703,-0.00452214546,
      5.7484837000000001e-006,-3.96625567e-009,1.137911398e-012},
  blow={-20910.14703,-14.06383901},
  ahigh={-235276.9705,612.004692,3.63429373,0.0006810973320000001,-2.174238799
e-007,
      4.22040361e-011,-2.848628426e-015},
  bhigh={-28623.58494,5.618511135},
  R=196.1237911025145);

```

```

constant IdealGases.Common.DataRecord LiF(
  name="LiF",
  MM=0.0259394032,
  Hf=-13143898.93133702,
  H0=340335.7406464926,
  Tlimit=1000,
  alow={29125.3732,-253.1413159,3.53972798,0.00369591704,-4.82946615e-006,
      2.944090711e-009,-6.83879474e-013},
  blow={-40648.4966,2.325294408},
  ahigh={-378424.649,766.806246,3.5854734,0.0006031084350000001,-1.588764206e-
007,
      2.569397177e-011,-1.406798386e-015},
  bhigh={-47564.6945,4.38516329},
  R=320.5344369680795);

```

```

constant IdealGases.Common.DataRecord LiH(
  name="LiH",
  MM=0.00794894,
  Hf=17519833.33626873,
  H0=1092737.396432732,
  Tlimit=1000,
  alow={-49137.315700000001,775.6092190000001,-1.011102377,0.01145479597,-1.151
038734e-005,
      5.87506896e-009,-1.196789735e-012},
  blow={12048.5891,25.68801877},
  ahigh={-2633686.357,6996.429169999999,-3.23353306,0.00403393598,-9.09957964e
-007,
      8.775909869999999e-011,-2.889490251e-015},
  bhigh={-29900.43016,49.71984499999999},
  R=1045.984999257763);

```

```
constant IdealGases.Common.DataRecord LiI(
```

```
  name="LiI",
  MM=0.13384547,
  Hf=-637077.1308136167,
  H0=69409.2373839772,
  Tlimit=1000,
  alow={40719.7637,-666.7289470000001,7.06425753,-0.00548004102,
        6.90579016e-006,-4.53716852e-009,1.226373296e-012},
  blow={-8235.487020000001,-12.96236234},
  ahigh={1616342.632,-4877.71708,9.987186550000001,-0.002889137815,
        8.03731377e-007,-9.028172610000001e-011,3.078321954e-015},
  bhigh={19377.18764,-37.2927631},
  R=62.11993577369485);
```

```
constant IdealGases.Common.DataRecord LiN(
```

```
  name="LiN",
  MM=0.0209477,
  Hf=15978842.5459597,
  H0=429600.7676260401,
  Tlimit=1000,
  alow={37649.592,-488.345763,5.18737345,0.0002275252171,-1.416337564e-006,
        1.450236258e-009,-4.79001433e-013},
  blow={41619.1531,-5.952157244},
  ahigh={-59934.8998,-40.3113455,4.52962421,8.744156930000001e-005,
        2.557428364e-009,-2.9057518e-013,1.336125922e-017},
  bhigh={38948.3113,-1.214952896},
  R=396.9157473135476);
```

```
constant IdealGases.Common.DataRecord LiNO2(
```

```
  name="LiNO2",
  MM=0.0529465,
  Hf=-3815761.343998187,
  H0=252496.2367673028,
  Tlimit=1000,
  alow={-31337.73859,538.9940809999999,-0.02059877081,0.02610777454,-3.2092350
4e-005,
        1.974344044e-008,-4.89219916e-012},
  blow={-28382.14963,27.10019529},
  ahigh={-219667.116,-861.004271,10.63956465,-0.0002554392587,5.64447854e-008,
        -6.47614005e-012,3.003536591e-016},
  bhigh={-23135.47535,-32.38277103},
  R=157.0353470012182);
```

```
constant IdealGases.Common.DataRecord LiNO3(
```

```
  name="LiNO3",
  MM=0.06894589999999999,
  Hf=-4519263.291943394,
  H0=201829.6229362443,
  Tlimit=1000,
  alow={19672.05518,90.52795259999999,-0.51097704,0.0375660595,-4.78273865e-00
5,
        3.029277805e-008,-7.70801315e-012},
  blow={-39075.6399,27.46873033},
  ahigh={-355940.245,-1447.644737,14.06684061,-0.000423637128,
        9.320824509999999e-008,-1.065894872e-011,4.93078062e-016},
  bhigh={-34348.2746,-52.75382697000001},
  R=120.5941470051156);
```

```

constant IdealGases.Common.DataRecord LiO(
  name="LiO",
  MM=0.0229404,
  Hf=3178423.785112727,
  H0=408105.9179438893,
  Tlimit=1000,
 alow={36270.2976,-349.936323,4.39493318,0.001079712984,-8.72403881e-007,
        5.60796297e-010,-2.054288457e-013},
  blow={9533.330530000001,-0.9058149609999999},
  ahigh={1612392.133,-5551.31234,11.20573851,-0.00343722688,
        9.133194659999999e-007,-1.027902258e-010,3.822991e-015},
  bhigh={42015.7547,-48.5735458},
  R=362.4379696953846);

constant IdealGases.Common.DataRecord LiOF(
  name="LiOF",
  MM=0.0419388032,
  Hf=-2194817.042370918,
  H0=258170.5288147088,
  Tlimit=1000,
  alow={55101.10690000001,-577.068817,4.42495493,0.01102425422,-1.710493381e-0
05,
        1.234361201e-008,-3.453693e-012},
  blow={-9278.986980000002,0.1238830687},
  ahigh={-183356.3281,-211.0049301,7.15681817,-6.24946201e-005,
        1.376567002e-008,-1.574099067e-012,7.277167140000001e-017},
  bhigh={-12545.30277,-12.72130479},
  R=198.2524861367527);

constant IdealGases.Common.DataRecord LiOH(
  name="LiOH",
  MM=0.02394834,
  Hf=-9562249.408518503,
  H0=473392.3520377612,
  Tlimit=1000,
  alow={4574.19012,-103.0949027,4.27240737,0.008465219230000001,-1.386148524e-
005,
        1.101099795e-008,-3.29124821e-012},
  blow={-28487.28855,-0.8775745779999999},
  ahigh={850075.137,-2430.540791,8.055314620000001,6.895680879999999e-005,-5.5
27207459999999e-008,
        9.368054029999999e-012,-5.31378568e-016},
  bhigh={-13658.94396,-24.57598093},
  R=347.1836461316316);

constant IdealGases.Common.DataRecord LiON(
  name="LiON",
  MM=0.0369471,
  Hf=4869448.48174823,
  H0=305869.1751179389,
  Tlimit=1000,
  alow={-9412.67267,100.93323,3.006187607,0.0098904622,-1.128294343e-005,
        6.41029174e-009,-1.466806373e-012},
  blow={19783.48318,10.16334813},
  ahigh={-97406.29139999999,-511.1560940000001,7.37849387,-0.0001508777884,
        3.32991498e-008,-3.81751429e-012,1.769558455e-016},
  bhigh={22110.06635,-14.5410504},
  R=225.0372018372214);

```



```
constant IdealGases.Common.DataRecord Li2(  
  name="Li2",  
  MM=0.013882,  
  Hf=15552514.04696729,  
  H0=696954.0412044374,  
  Tlimit=1000,  
  aLOW={6778.481580000001,-224.6205832,5.29603744,-0.001272412017,  
    1.205843729e-006,-9.81854459e-011,-2.416702607e-013},  
  bLOW={25736.38186,-6.86925758},  
  aHIGH={37676454,-118574.7185,148.2167789,-0.0837853211,2.424919798e-005,-3.2  
7582024e-009,  
    1.652000081e-013},  
  bHIGH={772307.201,-1021.697298},  
  R=598.9390577726553);  
  
constant IdealGases.Common.DataRecord Li2plus(  
  name="Li2plus",  
  MM=0.0138814514,  
  Hf=51983859.55520473,  
  H0=719601.9862879757,  
  Tlimit=1000,  
  aLOW={-10400.56453,26.75405642,4.24727175,0.001057450777,-1.281715096e-006,  
    1.067477239e-009,-2.759413508e-013},  
  bLOW={85298.113099999999,0.529818996},  
  aHIGH={12799310.73,-34928.6139,38.4478536,-0.01380635397,2.53139425e-006,-2.  
197815991e-010,  
    7.08766925e-015},  
  bHIGH={311796.445,-250.9543641},  
  R=598.9627280617069);  
  
constant IdealGases.Common.DataRecord Li2Br2(  
  name="Li2Br2",  
  MM=0.17369,  
  Hf=-2854703.920778398,  
  H0=97590.39668374689,  
  Tlimit=1000,  
  aLOW={27863.12863,-1005.641437,13.70963066,-0.0076336633,8.94290592e-006,-5.  
56113509e-009,  
    1.421736784e-012},  
  bLOW={-57628.4584,-41.2184376},  
  aHIGH={-89009.8336,-19.88916335,10.01596418,-6.74913405e-006,  
    1.556299963e-009,-1.844693069e-013,8.774879919999999e-018},  
  bHIGH={-62799.8996,-19.43063525},  
  R=47.8696067706834);  
  
constant IdealGases.Common.DataRecord Li2F2(  
  name="Li2F2",  
  MM=0.051878806400000001,  
  Hf=-18029001.4536649,  
  H0=265349.7826040963,  
  Tlimit=1000,  
  aLOW={144316.6185,-2466.874678,17.0286329,-0.0114554121,1.086098792e-005,-5.  
5697542799999999e-009,  
    1.193819664e-012},  
  bLOW={-102607.0133,-70.0038661},  
  aHIGH={-218893.1683,-92.5981453,10.06970757,-2.803632163e-005,  
    6.2175495200000001e-009,-7.14626702e-013,3.3168573e-017},  
  bHIGH={-115661.1527,-27.29853181},
```

```
R=160.2672184840397);
```

```
constant IdealGases.Common.DataRecord Li2I2(  
  name="Li2I2",  
  MM=0.26769094,  
  Hf=-1355299.320178711,  
  H0=65966.56577170672,  
  Tlimit=1000,  
  aLOW={10148.72266,-712.042101,12.7039296,-0.00568553681,  
        6.7703403800000001e-006,-4.26330489e-009,1.100658186e-012},  
  bLOW={-43130.6386,-33.039509800000001},  
  aHIGH={-69735.8706,-13.16825508,10.01074855,-4.60020378e-006,  
        1.070510527e-009,-1.277717768e-013,6.11061224e-018},  
  bHIGH={-46774.7005,-17.21894034},  
  R=31.05996788684742);
```

```
constant IdealGases.Common.DataRecord Li2O(  
  name="Li2O",  
  MM=0.0298814,  
  Hf=-5600103.074153152,  
  H0=428095.0691734658,  
  Tlimit=1000,  
  aLOW={26366.01597,-179.8629279,4.05111522,0.01189981375,-1.730095793e-005,  
        1.20558455e-008,-3.29273388e-012},  
  bLOW={-20619.07963,1.60599561},  
  aHIGH={726148.7039999999,-9543.783720000001,28.87491643,-0.01959494099,  
        8.0863398400000001e-006,-1.370211764e-009,8.11172719e-014},  
  bHIGH={29907.26399,-156.4517822},  
  R=278.2490780217794);
```

```
constant IdealGases.Common.DataRecord Li2Oplus(  
  name="Li2Oplus",  
  MM=0.0298808514,  
  Hf=14694865.38793871,  
  H0=436021.3444252797,  
  Tlimit=1000,  
  aLOW={108104.4623,-1261.961355,9.69201129,-0.001793477428,3.3803269e-007,  
        4.14339515e-010,-1.990530222e-013},  
  bLOW={57549.7604,-29.15719946},  
  aHIGH={-130216.6086,-146.6759528,7.61072945,-4.46942669e-005,  
        9.9471606400000001e-009,-1.147038806e-012,5.33924147e-017},  
  bHIGH={50987.6231,-15.28011047},  
  R=278.2541865590885);
```

```
constant IdealGases.Common.DataRecord Li2O2(  
  name="Li2O2",  
  MM=0.0458808,  
  Hf=-6089649.439416925,  
  H0=295287.1789506722,  
  Tlimit=1000,  
  aLOW={139261.973,-1764.036747,10.29649198,0.00760594995,-1.538519312e-005,  
        1.238199941e-008,-3.68543157e-012},  
  bLOW={-26380.56746,-34.3771056},  
  aHIGH={-293923.2153,-235.9107937,10.17463402,-6.931624359999999e-005,  
        1.521202834e-008,-1.733841909e-012,7.99315462e-017},  
  bHIGH={-36184.8191,-29.04221044},  
  R=181.2189848476923);
```

```
constant IdealGases.Common.DataRecord Li2O2H2(  
  name="Li2O2H2",  
  MM=0.04789668,  
  Hf=-15387287.80366405,  
  H0=325263.4629373059,  
  Tlimit=1000,  
  alow={189441.3579,-2779.117524,15.30234911,0.01070738317,-2.510075145e-005,  
    2.224910575e-008,-6.94935958e-012},  
  blow={-77027.7692,-65.1411694},  
  ahigh={1215377.492,-3982.05744,15.85877373,0.000750914568,-2.585218184e-007,  
    3.6468417e-011,-1.904139406e-015},  
  bhigh={-67387.4838,-66.472084},  
  R=173.5918230658158);
```

```
constant IdealGases.Common.DataRecord Li2SO4(  
  name="Li2SO4",  
  MM=0.1099446,  
  Hf=-9475826.916465202,  
  H0=178749.4610922228,  
  Tlimit=1000,  
  alow={100631.8702,-1543.457217,9.670054909999999,0.0339075738,-4.82348381e-0  
05,  
    3.26736892e-008,-8.702518510000001e-012},  
  blow={-120193.9538,-29.11716635},  
  ahigh={-603875.0870000001,-1064.550976,19.79557349,-0.000318897825,  
    7.062411120000001e-008,-8.11443907e-012,3.76683021e-016},  
  bhigh={-126890.8595,-80.14316674},  
  R=75.62419618607918);
```

```
constant IdealGases.Common.DataRecord Li3plus(  
  name="Li3plus",  
  MM=0.0208224514,  
  Hf=36335339.26749855,  
  H0=638224.9978501572,  
  Tlimit=1000,  
  alow={-6873.222290000001,-282.0780467,7.92269748,-0.001687949474,  
    1.771718993e-006,-9.972535399999999e-010,2.332934849e-013},  
  blow={90279.63650000001,-16.19319856},  
  ahigh={-43550.9806,-6.05643275,7.00472289,-1.953320933e-006,  
    4.429152229999999e-010,-5.18198319e-014,2.439894871e-018},  
  bhigh={88799.02870000001,-10.66880792},  
  R=399.303225171653);
```

```
constant IdealGases.Common.DataRecord Li3Br3(  
  name="Li3Br3",  
  MM=0.260535,  
  Hf=-3165176.245034256,  
  H0=99935.92799431937,  
  Tlimit=1000,  
  alow={64319.66250000001,-1823.743601,22.43492856,-0.0127941826,  
    1.459200355e-005,-8.884688150000001e-009,2.23370805e-012},  
  blow={-94806.7767,-82.06864420000001},  
  ahigh={-158467.0201,-40.4136094,16.03177633,-1.322713911e-005,  
    3.014221791e-009,-3.54029216e-013,1.672030783e-017},  
  bhigh={-104247.0448,-44.05478160000001},  
  R=31.9130711804556);
```

```
constant IdealGases.Common.DataRecord Li3CL3(
```

```
  name="Li3CL3",
  MM=0.127182,
  Hf=-7674884.189586578,
  H0=193113.3808243305,
  Tlimit=1000,
  alow={98674.28999999999,-2324.074851,23.78484564,-0.014835224,
    1.634495612e-005,-9.675366520000001e-009,2.377033859e-012},
  blow={-110383.9177,-94.74114379},
  ahigh={-200593.0356,-59.3940019,16.04590929,-1.885890854e-005,
    4.25351737e-009,-4.95556094e-013,2.325408214e-017},
  bhigh={-122492.7071,-48.44413629},
  R=65.37459703417152);
```

```
constant IdealGases.Common.DataRecord Li3F3(
```

```
  name="Li3F3",
  MM=0.07781820960000001,
  Hf=-19591775.93312298,
  H0=263906.5342875737,
  Tlimit=1000,
  alow={182387.4443,-3163.78624,22.87811928,-0.007544903889999999,
    3.44679023e-006,2.690705228e-010,-5.25084096e-013},
  blow={-171244.6093,-99.7365499},
  ahigh={-361866.499,-193.7051395,16.14457133,-5.7756285e-005,
    1.274057038e-008,-1.458168875e-012,6.744850030000001e-017},
  bhigh={-188208.1974,-56.3361288},
  R=106.8448123226932);
```

```
constant IdealGases.Common.DataRecord Li3I3(
```

```
  name="Li3I3",
  MM=0.40153641,
  Hf=-1525284.611176356,
  H0=67821.2319525395,
  Tlimit=1000,
  alow={36117.6469,-1392.033487,21.10791892,-0.01046866587,1.222589173e-005,-7
.58413543e-009,
    1.93519918e-012},
  blow={-71530.8458,-70.9388203},
  ahigh={-126669.6511,-27.83891914,16.02228068,-9.399364930000001e-006,
    2.163919735e-009,-2.561731922e-013,1.217394107e-017},
  bhigh={-78695.5068,-40.9172406},
  R=20.70664525789828);
```

```
constant IdealGases.Common.DataRecord Mg(
```

```
  name="Mg",
  MM=0.024305,
  Hf=6052252.622917095,
  H0=254985.7231022423,
  Tlimit=1000,
  alow={0,0,2.5,0,0,0,0},
  blow={16946.58761,3.63433014},
  ahigh={-536483.155,1973.709576,-0.36337769,0.002071795561,-7.738051719999999
e-007,
    1.359277788e-010,-7.766898397000001e-015},
  bhigh={4829.188109999999,23.39104998},
  R=342.0889528903518);
```

```
constant IdealGases.Common.DataRecord Mgplus (
```

```
  name="Mgplus",
  MM=0.0243044514,
  Hf=36661884.90886899,
  H0=254991.4786391763,
  Tlimit=1000,
  aLOW={0,0,2.5,0,0,0,0},
  bLOW={106422.3354,4.32744346},
  aHIGH={-19147.58821,48.7734792,2.457662661,1.218104674e-005,
    1.897261686e-009,-1.580433756e-012,2.135732238e-016},
  bHIGH={106102.2394,4.64644286},
  R=342.0966745211126);
```

```
constant IdealGases.Common.DataRecord MgBr (
```

```
  name="MgBr",
  MM=0.104209,
  Hf=59143.78796457119,
  H0=92008.51174082852,
  Tlimit=1000,
  aLOW={7361.41914,-239.5789881,5.36056042,-0.001667141829,1.981137765e-006,-1
.201637202e-009,
    3.032148099e-013},
  bLOW={591.563444,-1.421771179},
  aHIGH={24776.04216,-641.7687520000001,6.01993209,-0.001391004302,
    6.44333096e-007,-1.197734078e-010,7.421644240000001e-015},
  bHIGH={2824.060334,-6.26443992},
  R=79.78650596397624);
```

```
constant IdealGases.Common.DataRecord MgBr2 (
```

```
  name="MgBr2",
  MM=0.184113,
  Hf=-1666059.534090477,
  H0=80153.38949449523,
  Tlimit=1000,
  aLOW={21484.77999,-515.45289,9.27325875,-0.00347004904,3.92184079e-006,-2.37
7174864e-009,
    5.967025559999999e-013},
  bLOW={-36524.4385,-17.91077763},
  aHIGH={-43268.9901,-12.83036001,7.5100243,-4.1523324e-006,9.42649918e-010,-1
.103873928e-013,
    5.20110431e-018},
  bHIGH={-39198.8602,-7.40916803},
  R=45.15961393274782);
```

```
constant IdealGases.Common.DataRecord MgCL (
```

```
  name="MgCL",
  MM=0.059758000000000001,
  Hf=-915440.3929181029,
  H0=156683.8414940259,
  Tlimit=1000,
  aLOW={20439.9528,-407.215516,5.8803723,-0.002594175042,2.945953528e-006,-1.7
50648628e-009,
    4.3379593300000001e-013},
  bLOW={-5851.44495,-6.02354575},
  aHIGH={1041328.453,-3380.15833,8.637775469999999,-0.002447789643,
    7.84196944e-007,-1.12640938e-010,5.81062073e-015},
  bHIGH={13271.88977,-27.03802395},
  R=139.1357140466548);
```

```
constant IdealGases.Common.DataRecord MgCLplus (
```

```
  name="MgCLplus",
  MM=0.0597574514,
  Hf=10816045.81282394,
  H0=159239.2543032717,
  Tlimit=1000,
  alow={8182.385119999999,-262.225376,5.41986343,-0.001774129606,
        2.185811127e-006,-1.418143432e-009,3.91889858e-013},
  blow={77704.0371,-3.78093884},
  ahigh={-12683919.21,34788.2454,-30.0422295,0.01481739497,-2.470965605e-006,
        1.424433718e-010,2.789613105e-016},
  bhigh={-148701.374,255.2015117},
  R=139.1369913744347);
```

```
constant IdealGases.Common.DataRecord MgCL2 (
```

```
  name="MgCL2",
  MM=0.095211,
  Hf=-4192476.667611936,
  H0=145997.8783964038,
  Tlimit=1000,
  alow={36378.2468,-730.784496,9.66103051,-0.00366021294,3.61081935e-006,-1.92
8769286e-009,
        4.3099123500000001e-013},
  blow={-46469.1457,-23.60112274},
  ahigh={-68352.1701,-24.90899393,7.5187832,-7.56451826e-006,1.67929377e-009,
        -1.931706275e-013,8.9716578200000001e-018},
  bhigh={-50326.8691,-10.53268382},
  R=87.32680047473507);
```

```
constant IdealGases.Common.DataRecord MgF (
```

```
  name="MgF",
  MM=0.0433034032,
  Hf=-5363707.580377886,
  H0=207122.473921403,
  Tlimit=1000,
  alow={38230.0162,-480.331039,5.06846894,0.00052120293,-1.874026347e-006,
        1.759241129e-009,-5.60940319e-013},
  blow={-26591.14296,-3.76896921},
  ahigh={-169588.3782,358.875763,3.93600165,0.000481304414,-1.658385409e-007,
        3.33605229e-011,-2.270104205e-015},
  bhigh={-31693.2399,4.4105659},
  R=192.0050477695481);
```

```
constant IdealGases.Common.DataRecord MgFplus (
```

```
  name="MgFplus",
  MM=0.0433028546,
  Hf=11936113.21411591,
  H0=207131.2638128019,
  Tlimit=1000,
  alow={641329.384,-8518.53261,48.1421691,-0.1163071535,0.0001622560562,-1.063
48459e-007,
        2.634809398e-011},
  blow={102430.848,-245.0074295},
  ahigh={-10568523.62,20771.22379,-6.11952356,0.002245834831,-9.51573861e-008,
        -2.263502341e-011,2.284524246e-015},
  bhigh={-83315.4988,87.2710238},
  R=192.0074802643611);
```

```
constant IdealGases.Common.DataRecord MgF2 (
```

```
  name="MgF2",
  MM=0.0623018064,
  Hf=-11805405.05162624,
  H0=202601.5091594519,
  Tlimit=1000,
  alow={43384.2955,-661.651177,7.45344852,0.00352081405,-6.95576458e-006,
        5.61992348e-009,-1.688028906e-012},
  blow={-86871.8367,-15.4547679},
  ahigh={-124441.9584,-86.87343749999999,7.56358123,-2.499267978e-005,
        5.44012914e-009,-6.15824576e-013,2.822792666e-017},
  bhigh={-90600.19439999999,-14.2079699},
  R=133.4547500375527);
```

```
constant IdealGases.Common.DataRecord MgF2plus (
```

```
  name="MgF2plus",
  MM=0.0623012578,
  Hf=9352815.409771709,
  H0=199274.6926531554,
  Tlimit=1000,
  alow={78322.2026,-1176.632752,10.25829767,-0.00375527289,3.016621585e-006,-1
.327098871e-009,
        2.465289749e-013},
  blow={74132.2855,-29.90883551},
  ahigh={-150231.687,77.2528956,7.27156936,0.000223752977,-1.003070865e-007,
        1.996274309e-011,-1.233278721e-015},
  bhigh={66991.175,-10.94528006},
  R=133.4559251867945);
```

```
constant IdealGases.Common.DataRecord MgH (
```

```
  name="MgH",
  MM=0.02531294,
  Hf=9077811.743716849,
  H0=342990.7391239421,
  Tlimit=1000,
  alow={-49586.7915,750.027865,-0.64420475,0.00982630101,-8.789822439999999e-0
06,
        3.82335352e-009,-6.00372576e-013},
  blow={23022.79383,26.57165344},
  ahigh={-100574.8598,1952.890106,-1.317191549,0.0056036658,-2.13733498e-006,
        3.3248805e-010,-1.824672746e-014},
  bhigh={15985.82755,34.3123316},
  R=328.4672582481529);
```

```
constant IdealGases.Common.DataRecord MgI (
```

```
  name="MgI",
  MM=0.15120947,
  Hf=404778.3316745968,
  H0=64421.34212890238,
  Tlimit=1000,
  alow={2943.889099,-169.0248574,5.14725183,-0.001321186997,1.623056505e-006,
        -1.005114222e-009,2.567337785e-013},
  blow={6845.89027,0.859313225},
  ahigh={-2370562.811,6916.45248,-3.18389449,0.00405155114,-9.774290750000001e
-007,
        1.0233294e-010,-3.79030487e-015},
  bhigh={-38185.5111,59.9310438},
  R=54.98645025341336);
```

```

constant IdealGases.Common.DataRecord MgI2 (
  name="MgI2",
  MM=0.27811394,
  Hf=-617394.5434018878,
  H0=54993.54329380253,
  Tlimit=1000,
  a_low={15947.39709,-416.041272,9.01063832,-0.003090359024,3.62126426e-006,-2.
260138392e-009,
    5.80905555e-013},
  b_low={-20804.414,-14.12175736},
  a_high={-33402.9918,-9.34351178,7.50746854,-3.14770789e-006,
    7.241336470000001e-010,-8.56766495e-014,4.0696917e-018},
  b_high={-22945.55505,-5.24127259},
  R=29.89591963639075);

constant IdealGases.Common.DataRecord MgN (
  name="MgN",
  MM=0.0383117,
  Hf=7535452.616302591,
  H0=234624.9579110298,
  Tlimit=1000,
  a_low={37595.3864,-485.316428,5.16305424,0.0002591539493,-1.518993975e-006,
    1.522840476e-009,-4.992531450000001e-013},
  b_low={36072.9461,-3.813908776},
  a_high={-60185.891,-40.1086478,4.52949895,4.76049091e-005,2.547271298e-009,-2
.894058118e-013,
    1.330639131e-017},
  b_high={33412.857,0.7925250209},
  R=217.0217453153997);

constant IdealGases.Common.DataRecord MgO (
  name="MgO",
  MM=0.0403044,
  Hf=800441.3165808199,
  H0=221045.5186034279,
  Tlimit=1000,
  a_low={351365.974,-5287.19716,33.8206006,-0.08400489629999999,0.000121001616,
    -7.630795020000001e-008,1.701022862e-011},
  b_low={27906.79519,-162.4886199},
  a_high={-15867383.67,34204.681,-17.74087677,0.00700496305,-1.104138249e-006,
    8.957488529999999e-011,-3.052513649e-015},
  b_high={-230050.4434,173.8984472},
  R=206.2919185002134);

constant IdealGases.Common.DataRecord MgOH (
  name="MgOH",
  MM=0.04131234,
  Hf=-3205555.047232862,
  H0=269272.6676823439,
  Tlimit=1000,
  a_low={38398.5162,-736.7383640000001,7.92066446,-0.000595094059,-2.112941162e
-006,
    3.22828211e-009,-1.214159329e-012},
  b_low={-13923.26188,-19.16078109},
  a_high={664866.475,-1770.750355,7.26999927,0.000533684276,-1.980894443e-007,
    3.025677088e-011,-1.554849476e-015},
  b_high={-6149.11456,-16.71027009},
  R=201.2588006392279);

```



```
constant IdealGases.Common.DataRecord MgOHplus (  
  name="MgOHplus",  
  MM=0.0413117914,  
  Hf=14905414.38975217,  
  H0=246621.3556645719,  
  Tlimit=1000,  
  alow={117022.4573,-1735.933343,11.64059613,-0.008449876219999999,  
    7.35171374e-006,-2.790223071e-009,3.51498213e-013},  
  blow={81188.07670000001,-42.7117437},  
  ahigh={829633.954,-2459.700177,8.11873202,3.5005791e-005,-4.67057475e-008,  
    8.312358260000001e-012,-4.80283622e-016},  
  bhigh={88016.61709999999,-24.38155217},  
  R=201.261473255793);
```

```
constant IdealGases.Common.DataRecord Mg_OH_2 (  
  name="Mg_OH_2",  
  MM=0.05831968,  
  Hf=-9465000.631004833,  
  H0=293752.6063243146,  
  Tlimit=1000,  
  alow={52458.9467,-1289.056383,13.89327642,-0.000780669367,-4.15125723e-006,  
    6.10947304e-009,-2.274138833e-012},  
  blow={-62950.8915,-50.1535334},  
  ahigh={1713709.254,-4730.00535,14.48925967,0.0001907819857,-1.226834131e-007,  
    2.015343753e-011,-1.128993279e-015},  
  bhigh={-38877.2467,-58.4049812},  
  R=142.5671745798331);
```

```
constant IdealGases.Common.DataRecord MgS (  
  name="MgS",  
  MM=0.05637,  
  Hf=2140310.643959553,  
  H0=163812.5066524748,  
  Tlimit=1000,  
  alow={-9565.78809,144.3637798,1.813794717,0.01147168775,-2.220170412e-005,  
    1.995344981e-008,-6.09068874e-012},  
  blow={12765.01517,14.61333093},  
  ahigh={26507943.28,-77113.5586,84.63771680000001,-0.0364425068,  
    8.403084420000002e-006,-9.53988217e-010,4.264658029999999e-014},  
  bhigh={507893.117,-583.4656096},  
  R=147.4981727869434);
```

```
constant IdealGases.Common.DataRecord Mg2 (  
  name="Mg2",  
  MM=0.04861,  
  Hf=5894122.917095248,  
  H0=196299.423986834,  
  Tlimit=1000,  
  alow={4545.195589999999,411.585004,0.484119617,0.00489196965,-6.39553684e-006,  
    4.29976455e-009,-1.164624418e-012},  
  blow={31816.4179,26.40432143},  
  ahigh={30382.24994,59.4524046,2.352706666,0.0001378537924,-5.89569204e-008,  
    1.104045317e-011,-6.558868290000001e-016},  
  bhigh={33510.3656,15.88177377},  
  R=171.0444764451759);
```

```
constant IdealGases.Common.DataRecord Mg2F4 (
```

```
  name="Mg2F4",
  MM=0.1246036128,
  Hf=-13790683.60367798,
  H0=169684.5984228156,
  Tlimit=1000,
  aLOW={151195.6137,-3122.595912,25.17715088,-0.01558723757,1.552195619e-005,
        -8.40872905e-009,1.911618525e-012},
  bLOW={-195307.8883,-108.5103537},
  aHIGH={-298061.0166,-120.1299868,16.09110864,-3.68745629e-005,
         8.22031705e-009,-9.48886978e-013,4.41979533e-017},
  bHIGH={-211734.969,-53.08655469999999},
  R=66.72737501877634);
```

```
constant IdealGases.Common.DataRecord Mn (
```

```
  name="Mn",
  MM=0.054938049,
  Hf=5140335.434918703,
  H0=112807.5734906421,
  Tlimit=1000,
  aLOW={0.1034061359,-0.001551537349,2.500009148,-2.723162066e-008,
        4.33389743e-011,-3.51109389e-014,1.136032201e-017},
  bLOW={33219.3519,6.649325463},
  aHIGH={5855.15582,883.8588440000001,-0.0364866258,0.002703720687,-1.32497199
8e-006,
        2.87260329e-010,-1.92363357e-014},
  bHIGH={28678.03487,22.92541198},
  R=151.3426878337088);
```

```
constant IdealGases.Common.DataRecord Mnplus (
```

```
  name="Mnplus",
  MM=0.0549375004,
  Hf=18309375.57544937,
  H0=112808.6999749992,
  Tlimit=1000,
  aLOW={345.80177,-4.25115133,2.521281028,-5.56508728e-005,8.03716221e-008,-6.
09355097e-011,
        1.900014268e-014},
  bLOW={120253.3602,6.683468162},
  aHIGH={647131.41,-2403.796253,5.93771575,-0.002341014594,7.46416564e-007,-9.
075969730000001e-011,
        4.467879847e-015},
  bHIGH={134990.2108,-17.02666341},
  R=151.344199125594);
```

```
constant IdealGases.Common.DataRecord Mo (
```

```
  name="Mo",
  MM=0.09594,
  Hf=6863664.790494058,
  H0=64596.91473837815,
  Tlimit=1000,
  aLOW={76.46367910000001,-1.159269043,2.506929462,-2.099249725e-005,
        3.41477943e-008,-2.841269591e-011,9.492443320999999e-015},
  bLOW={78458.99799999999,7.60183566},
  aHIGH={5573271,-16623.65811,21.35147077,-0.01003069377,2.409784357e-006,-1.8
11267352e-010,
        1.034189087e-015},
  bHIGH={184264.6473,-127.5326434},
```

```
R=86.66324786324788);
```

```
constant IdealGases.Common.DataRecord Moplus(  
  name="Moplus",  
  MM=0.0959394514,  
  Hf=14061086.53233346,  
  H0=64597.28411580224,  
  Tlimit=1000,  
  alow={129.8236623,-1.560279908,2.507600281,-1.923789063e-005,  
        2.673316651e-008,-1.937174292e-011,5.729735412e-015},  
  blow={161510.3759,7.44254346},  
  ahigh={12988911.2,-39482.7623,48.6659978,-0.02605352326,7.21543192e-006,-8.7  
19164960000001e-010,  
        3.78842304e-014},  
  bhigh={411894.857,-321.679103},  
  R=86.66374342015469);
```

```
constant IdealGases.Common.DataRecord Mominus(  
  name="Mominus",  
  MM=0.0959405486,  
  Hf=6048794.138331621,  
  H0=64596.54536517837,  
  Tlimit=1000,  
  alow={0,0,2.5,0,0,0,0},  
  blow={69051.2369,7.48565954},  
  ahigh={0,0,2.5,0,0,0,0},  
  bhigh={69051.2369,7.48565954},  
  R=86.66275231200837);
```

```
constant IdealGases.Common.DataRecord MoO(  
  name="MoO",  
  MM=0.1119394,  
  Hf=3198206.556404626,  
  H0=91595.30067161338,  
  Tlimit=1000,  
  alow={-28011.52706,513.988348,1.075385931,0.008681048470000001,-1.111118984e  
-005,  
        7.23434933e-009,-1.893138381e-012},  
  blow={39413.7408,22.72230239},  
  ahigh={1573131.992,-5241.48358,11.02656868,-0.00390299662,1.147334134e-006,  
        -1.358975691e-010,5.77526858e-015},  
  bhigh={74489.72,-42.5361293},  
  R=74.27654605974304);
```

```
constant IdealGases.Common.DataRecord MoO2(  
  name="MoO2",  
  MM=0.1279388,  
  Hf=-121605.6348816778,  
  H0=83688.64644658228,  
  Tlimit=1000,  
  alow={32471.8322,-190.4783783,2.120771647,0.01650280086,-2.381696822e-005,  
        1.652371586e-008,-4.49445243e-012},  
  blow={-1862.932837,16.40582056},  
  ahigh={309614.3654,-1932.750274,9.428673180000001,-0.001630508855,  
        5.752760170000001e-007,-7.59045747e-011,3.46133778e-015},  
  bhigh={7327.72518,-25.33315948},  
  R=64.98788483243551);
```

```
constant IdealGases.Common.DataRecord MoO3 (
```

```
  name="MoO3",
  MM=0.1439382,
  Hf=-2531727.99854382,
  H0=91655.89815629208,
  Tlimit=1000,
  alow={59773.8536,-768.455783,5.88184444,0.01686119817,-2.582485043e-005,
        1.850382718e-008,-5.15224985e-012},
  blow={-41558.7239,-6.52916216},
  ahigh={-409759.727,237.9066513,9.3111008,0.000657933891,-2.895307725e-007,
        5.69263726e-011,-3.48965731e-015},
  bhigh={-49237.38720000001,-21.14864892},
  R=57.76417934919292);
```

```
constant IdealGases.Common.DataRecord MoO3minus (
```

```
  name="MoO3minus",
  MM=0.1439387486,
  Hf=-4552231.469101435,
  H0=94207.31479111943,
  Tlimit=1000,
  alow={182161.7352,-2224.65697,13.20405967,-0.001249800352,-1.864166983e-006,
        2.27657947e-009,-7.366564570000001e-013},
  blow={-69389.86,-46.9937721},
  ahigh={-488109.872,18.48536991,10.42644941,-0.000626555791,3.020554347e-007,
        -4.73319589e-011,2.527517727e-015},
  bhigh={-83378.155,-27.01522825},
  R=57.763959190069);
```

```
constant IdealGases.Common.DataRecord Mo2O6 (
```

```
  name="Mo2O6",
  MM=0.2878764,
  Hf=-3992848.364784332,
  H0=89495.00202170099,
  Tlimit=1000,
  alow={156837.5811,-2159.930184,15.22500503,0.031941989,-5.06387715e-005,
        3.68937182e-008,-1.037872908e-011},
  blow={-130993.1161,-54.089185},
  ahigh={-631223.816,-664.282755,22.4938357,-0.0001968470329,4.33674061e-008,
        -4.959777990000001e-012,2.293212733e-016},
  bhigh={-143057.325,-86.69628539999999},
  R=28.88208967459646);
```

```
constant IdealGases.Common.DataRecord Mo3O9 (
```

```
  name="Mo3O9",
  MM=0.4318146,
  Hf=-4404740.712796649,
  H0=94448.21689678858,
  Tlimit=1000,
  alow={148338.6187,-1863.895133,17.38405871,0.0623301232,-9.32844135e-005,
        6.61363879e-008,-1.830607518e-011},
  blow={-224894.5631,-58.2666947},
  ahigh={-923029.054,-1076.171759,34.8000726,-0.00031896338,7.02839704e-008,-8
.03964264e-012,
        3.71787953e-016},
  bhigh={-235742.2166,-144.8769485},
  R=19.25472644973097);
```

```
constant IdealGases.Common.DataRecord Mo4O12(  
  name="Mo4O12",  
  MM=0.5757528,  
  Hf=-4560163.273196414,  
  H0=95342.7408429451,  
  Tlimit=1000,  
  alow={223487.6437,-2996.203728,26.82458827,0.0759734572,-0.0001155247012,  
    8.25647257e-008,-2.296764551e-011},  
  blow={-308461.9476,-106.5236386},  
  ahigh={-1225283.388,-1368.141197,47.0168781,-0.00040529102,  
    8.928472389999999e-008,-1.021091158e-011,4.721091689999999e-016},  
  bhigh={-325647.777,-204.7486535},  
  R=14.44104483729823);
```

```
constant IdealGases.Common.DataRecord Mo5O15(  
  name="Mo5O15",  
  MM=0.7196910000000001,  
  Hf=-4625746.934448255,  
  H0=95759.62739564618,  
  Tlimit=1000,  
  alow={276890.3251,-3757.9331,34.0819776,0.09485414959999999,-0.00014426721,  
    1.0311639e-007,-2.868600013e-011},  
  blow={-391350.703,-142.6449143},  
  ahigh={-1535389.516,-1710.367122,59.2712578,-0.0005066836290000001,  
    1.116223706e-007,-1.276562233e-011,5.90231891e-016},  
  bhigh={-412897.2380000001,-265.1287167},  
  R=11.55283586983858);
```

```
constant IdealGases.Common.DataRecord N(  
  name="N",  
  MM=0.0140067,  
  Hf=33746706.93311058,  
  H0=442461.6790535958,  
  Tlimit=1000,  
  alow={0,0,2.5,0,0,0,0},  
  blow={56104.6378,4.193905036},  
  ahigh={88765.0138,-107.12315,2.362188287,0.0002916720081,-1.7295151e-007,  
    4.01265788e-011,-2.677227571e-015},  
  bhigh={56973.5133,4.865231506},  
  R=593.6067739010616);
```

```
constant IdealGases.Common.DataRecord Nplus(  
  name="Nplus",  
  MM=0.0140061514,  
  Hf=134378643.3723685,  
  H0=508099.891023597,  
  Tlimit=1000,  
  alow={5237.07921,2.299958315,2.487488821,2.737490756e-005,-3.134447576e-008,  
    1.850111332e-011,-4.447350984e-015},  
  blow={225628.4738,5.076830786},  
  ahigh={290497.0374,-855.7908610000001,3.47738929,-0.000528826719,  
    1.352350307e-007,-1.389834122e-011,5.046166279e-016},  
  bhigh={231080.9984,-1.994146545},  
  R=593.6300245904811);
```

```
constant IdealGases.Common.DataRecord Nminus(  
  name="Nminus",
```

```

MM=0.0140072486,
Hf=33806606.74502486,
H0=463927.2983275246,
Tlimit=1000,
alow={1445.682471,7.33520511,2.476680939,4.22786918e-005,-4.42629332e-008,
      2.490985431e-011,-5.83160809e-015},
blow={56176.25,5.145753977},
ahigh={2404.189576,0.2954965336,2.499789368,8.30756497e-008,-1.82994277e-011
,
      2.100136461e-015,-9.7549867100000001e-020},
bhigh={56214.138900000001,5.006484157},
R=593.583525032889);

```

```

constant IdealGases.Common.DataRecord NCO (
  name="NCO",
  MM=0.042016800000000001,
  Hf=3137964.837874374,
  H0=242718.2698349232,
  Tlimit=1000,
  alow={11365.03036,-244.4613367,4.6713761,0.002309387548,2.798649599e-006,-4.
54635738e-009,
      1.692880931e-012},
  blow={15776.49188,-0.2171476903},
  ahigh={108944.5289,-1735.459316,8.65561033,-0.000405322926,7.59971641e-008,
      -7.25380415e-012,3.24487241e-016},
  bhigh={23657.92776,-26.1953297},
  R=197.8844652615144);

```

```

constant IdealGases.Common.DataRecord ND (
  name="ND",
  MM=0.016020802,
  Hf=22204805.78937309,
  H0=539798.1948718922,
  Tlimit=1000,
  alow={22901.55757,-395.738851,6.17901033,-0.00884780697,1.44158297e-005,-1.0
06647227e-008,
      2.654403586e-012},
  blow={43559.134300000001,-11.80414072},
  ahigh={543965.796,-2084.583507,5.83408972,-0.000418939336,
      9.768929529999999e-008,-1.056317654e-011,4.68307921e-016},
  bhigh={54666.3341,-14.80810939},
  R=518.9797614376608);

```

```

constant IdealGases.Common.DataRecord ND2 (
  name="ND2",
  MM=0.018034904,
  Hf=10248824.72343629,
  H0=552391.3517920583,
  Tlimit=1000,
  alow={19352.22164,-213.0631713,4.8440176,-0.002516949288,7.61638154e-006,-5.
46450177e-009,
      1.292736999e-012},
  blow={22119.98374,-3.171712417},
  ahigh={1631308.357,-6564.63749,12.80547961,-0.003094456779,
      9.1816602300000001e-007,-1.241119284e-010,6.22629986e-015},
  bhigh={61089.2958,-61.24502693},
  R=461.0211398962811);

```

```
constant IdealGases.Common.DataRecord ND3(  
  name="ND3",  
  MM=0.020049006,  
  Hf=-2730913.742057836,  
  H0=510449.2462120068,  
  Tlimit=1000,  
  alow={10451.2037,161.0166943,0.857496323,0.01319688794,-1.153090144e-005,  
        7.14249556e-009,-2.109194351e-012},  
  blow={-8220.948899999999,16.75921299},  
  ahigh={2599516.958,-10134.20124,17.98028169,-0.0035826098,1.009922e-006,-1.5  
37638609e-010,  
        9.1061756500000001e-015},  
  bhigh={53972.0566,-98.10988569},  
  R=414.7074423540001);  
  
constant IdealGases.Common.DataRecord NF(  
  name="NF",  
  MM=0.0330051032,  
  Hf=7059226.525914937,  
  H0=264750.1190058391,  
  Tlimit=1000,  
  alow={-35049.2775,667.450299,-1.201665982,0.01452074253,-1.822873148e-005,  
        1.160136864e-008,-2.973416333e-012},  
  blow={23954.14002,30.89260431},  
  ahigh={800298.733,-3237.69658,8.703408870000001,-0.002701025798,  
        9.15004211e-007,-1.36525663e-010,7.23462441e-015},  
  bhigh={46428.19450000001,-30.19933248},  
  R=251.9147402635602);  
  
constant IdealGases.Common.DataRecord NF2(  
  name="NF2",  
  MM=0.0520035064,  
  Hf=661906.270997142,  
  H0=203478.6831220289,  
  Tlimit=1000,  
  alow={15118.31104,91.9638994,0.494730179,0.02001847323,-2.767712684e-005,  
        1.872924867e-008,-5.0203180400000001e-012},  
  blow={2839.279606,22.7051567},  
  ahigh={-194501.0078,-353.603407,7.26349436,-8.4023804e-005,2.326721111e-008,  
        -2.667577562e-012,1.236070614e-016},  
  bhigh={3435.44059,-13.36102511},  
  R=159.8829112799979);  
  
constant IdealGases.Common.DataRecord NF3(  
  name="NF3",  
  MM=0.07100190960000001,  
  Hf=-1854879.689038673,  
  H0=166960.4531312493,  
  Tlimit=1000,  
  alow={87571.49280000001,-903.1832890000001,4.02741727,0.02314439555,-3.41510  
647e-005,  
        2.409483651e-008,-6.63346419e-012},  
  blow={-12372.32074,0.3026430713},  
  ahigh={-349626.876,-497.372867,10.36866128,8.90068765e-005,5.88265436e-008,  
        -3.157737664e-012,1.714329953e-016},  
  bhigh={-17131.83352,-30.98920858},  
  R=117.1020898851994);
```

```

constant IdealGases.Common.DataRecord NH (
  name="NH",
  MM=0.01501464,
  Hf=23778925.16903503,
  H0=572847.7672458348,
  Tlimit=1000,
 alow={13596.5132,-190.0296604,4.51849679,-0.002432776899,2.377587464e-006,-2
.592797084e-010,
    -2.659680792e-013},
  blow={42809.7219,-3.886561616},
  ahigh={1958141.991,-5782.861300000001,9.33574202,-0.002292910311,
    6.07609248e-007,-6.647942750000001e-011,2.384234783e-015},
  bhigh={78989.1234,-41.169704},
  R=553.7576658514623);

constant IdealGases.Common.DataRecord NHplus (
  name="NHplus",
  MM=0.0150140914,
  Hf=110948299.8085385,
  H0=632413.493899471,
  Tlimit=1000,
  alow={4253.656849999999,-245.8222206,6.70891949,-0.0103848943,
    1.509008623e-005,-9.58051219e-009,2.333206758e-012},
  blow={200107.7797,-13.95057632},
  ahigh={1405709.438,-4136.21571,7.63201448,-0.001228325778,2.721187746e-007,
    -2.010098289e-011,3.71719018e-017},
  bhigh={225897.596,-27.86785234},
  R=553.7778996070318);

constant IdealGases.Common.DataRecord NHF (
  name="NHF",
  MM=0.0340130432,
  Hf=3292854.43062031,
  H0=294878.8775242552,
  Tlimit=1000,
  alow={-51106.59820000001,961.225643,-2.706446594,0.0203656268,-2.425558952e-
005,
    1.551553017e-008,-4.05845826e-012},
  blow={7909.62834,40.99317124},
  ahigh={901390.2720000001,-3463.39705,8.705804860000001,-0.000401896340999999
9,
    2.322774501e-008,6.28048733e-012,-6.28309569e-016},
  bhigh={33370.6534,-29.00483634},
  R=244.4495175309689);

constant IdealGases.Common.DataRecord NHF2 (
  name="NHF2",
  MM=0.0530114464,
  Hf=-1942976.602124933,
  H0=203869.9136494416,
  Tlimit=1000,
  alow={-56261.1342,1205.756556,-6.01752942,0.0376002769,-4.6191986e-005,
    2.94247557e-008,-7.59873236e-012},
  blow={-18970.14374,59.01714907},
  ahigh={739427.899,-4004.47177,12.2132232,-0.000697043773,1.271073981e-007,-1
.247136898e-011,
    5.08651759e-016},
  bhigh={9134.195979999999,-48.67843963},

```


R=156.8429568448825);

```
constant IdealGases.Common.DataRecord NH2 (  
  name="NH2",  
  MM=0.01602258,  
  Hf=11804260.79944678,  
  H0=620241.371863957,  
  Tlimit=1000,  
  a_low={-31182.40659,475.424339,1.372395176,0.006306429719999999,-5.98789356e-  
006,  
    4.49275234e-009,-1.414073548e-012},  
  b_low={19289.39662,15.40126885},  
  a_high={2111053.74,-6880.62723,11.32305924,-0.001829236741,5.64389009e-007,-7  
.88645248e-011,  
    4.0785934499999999e-015},  
  b_high={65037.7856,-53.59155744},  
  R=518.9221710860547);
```

```
constant IdealGases.Common.DataRecord NH2F (  
  name="NH2F",  
  MM=0.0350209832,  
  Hf=-2141573.226876166,  
  H0=288540.6141310162,  
  Tlimit=1000,  
  a_low={-109237.476,1844.91978,-7.6738716,0.0322953344,-3.38810867e-005,  
    1.97187155e-008,-4.81020515e-012},  
  b_low={-18783.1896,68.61483738999999},  
  a_high={1927205.34,-7500.447160000001,13.9558958,-0.00118480442,  
    2.05067867e-007,-1.90876131e-011,7.38923621e-016},  
  b_high={35529.2734,-67.31185490999999},  
  R=237.4140084108204);
```

```
constant IdealGases.Common.DataRecord NH3 (  
  name="NH3",  
  MM=0.01703052,  
  Hf=-2697510.117130892,  
  H0=589713.1150428759,  
  Tlimit=1000,  
  a_low={-76812.26149999999,1270.951578,-3.89322913,0.02145988418,-2.183766703e  
-005,  
    1.317385706e-008,-3.33232206e-012},  
  b_low={-12648.86413,43.66014588},  
  a_high={2452389.535,-8040.89424,12.71346201,-0.000398018658,3.55250275e-008,  
    2.53092357e-012,-3.32270053e-016},  
  b_high={43861.91959999999,-64.62330602},  
  R=488.2101075011215);
```

```
constant IdealGases.Common.DataRecord NH2OH (  
  name="NH2OH",  
  MM=0.03302992,  
  Hf=-1513779.022171413,  
  H0=340169.7006835016,  
  Tlimit=1000,  
  a_low={-56175.8667,1209.290057,-6.17959906,0.0405311644,-5.19010554e-005,  
    3.59454458e-008,-9.933681639999999e-012},  
  b_low={-12658.88352,57.27932928000001},  
  a_high={4878285.05,-15336.04636,22.2723999,-0.002514583678,3.33958973e-007,-1
```

```

.881744532e-011,
  1.918174365e-016},
  bhigh={89230.2071,-126.9053624},
  R=251.7254658806319);

constant IdealGases.Common.DataRecord NH4plus(
  name="NH4plus",
  MM=0.0180379114,
  Hf=35752750.45424605,
  H0=553211.0552444559,
  Tlimit=1000,
  alow={-266831.5752,3763.02069,-15.71327725,0.0454882021,-4.37996212e-005,
    2.464478293e-008,-5.96153233e-012},
  blow={58232.8472,111.2087156},
  ahigh={4141889,-14420.72042,20.11893564,-0.001971492619,3.112721421e-007,-2.
602979969e-011,
    8.8943421299999999e-016},
  bhigh={166419.6236,-120.1535761},
  R=460.944275399867);

constant IdealGases.Common.DataRecord NO(
  name="NO",
  MM=0.0300061,
  Hf=3041758.509103149,
  H0=305908.1320131574,
  Tlimit=1000,
  alow={-11439.16503,153.6467592,3.43146873,-0.002668592368,8.48139912e-006,-7
.6851110500000001e-009,
    2.386797655e-012},
  blow={9098.214410000001,6.72872549},
  ahigh={223901.8716,-1289.651623,5.43393603,-0.00036560349,
    9.8809664500000001e-008,-1.416076856e-011,9.3801846199999999e-016},
  bhigh={17503.17656,-8.50166909},
  R=277.0927244793559);

constant IdealGases.Common.DataRecord NOCL(
  name="NOCL",
  MM=0.065459100000000001,
  Hf=805064.9642295723,
  H0=173612.0417176527,
  Tlimit=1000,
  alow={23088.35209,-549.598384,7.73046336,-0.0050739109,1.062996184e-005,-8.7
932497e-009,
    2.648180166e-012},
  blow={7389.89839,-13.18393021},
  ahigh={-613341.333,-391.929883,9.13891722,-0.002605664613,1.295687247e-006,
    -2.215378352e-010,1.280394898e-014},
  bhigh={4517.32842,-23.07323335},
  R=127.0178172324398);

constant IdealGases.Common.DataRecord NOF(
  name="NOF",
  MM=0.0490045032,
  Hf=-1326408.712577255,
  H0=218760.9362398352,
  Tlimit=1000,
  alow={47550.2426,-725.3904170000001,7.21399636,-0.002532427181,

```

```
        6.3777439e-006,-5.51830588e-009,1.681935713e-012},
    blow={-5609.72252,-12.89663616},
    ahigh={1889069.274,-6731.02266,14.19018767,-0.00369312462,9.93857514e-007,-1
.080748188e-010,
        4.21035443e-015},
    bhigh={32099.0078,-63.70266962},
    R=169.667509250456);
```

```
constant IdealGases.Common.DataRecord NOF3 (
    name="NOF3",
    MM=0.08700130959999999,
    Hf=-2149392.932816267,
    H0=157441.9174030456,
    Tlimit=1000,
    alow={148836.0135,-2241.049812,13.02355027,0.00546397668,-8.641865250000001e
-006,
        5.91365903e-009,-1.577009169e-012},
    blow={-13283.42568,-48.77320739},
    ahigh={-278562.5217,-1252.321663,13.90824337,-0.00035666875,7.78501106e-008,
        -8.85041197e-012,4.07598003e-016},
    bhigh={-20256.51446,-51.068818589999999},
    R=95.56720511710552);
```

```
constant IdealGases.Common.DataRecord NO2 (
    name="NO2",
    MM=0.0460055,
    Hf=743237.6346306421,
    H0=221890.3174620426,
    Tlimit=1000,
    alow={-56420.3878,963.308572,-2.434510974,0.01927760886,-1.874559328e-005,
        9.1454977300000001e-009,-1.777647635e-012},
    blow={-1547.925037,40.6785121},
    ahigh={721300.157,-3832.6152,11.13963285,-0.002238062246,6.54772343e-007,-7.
6113359e-011,
        3.32836105e-015},
    bhigh={25024.97403,-43.0513004},
    R=180.7277825477389);
```

```
constant IdealGases.Common.DataRecord NO2minus (
    name="NO2minus",
    MM=0.0460060486,
    Hf=-4348028.07646471,
    H0=221210.2388641132,
    Tlimit=1000,
    alow={-12820.67858,699.013818,-2.812596273,0.02412894252,-2.831606689e-005,
        1.670509365e-008,-3.98333013e-012},
    blow={-28099.15579,40.6327151},
    ahigh={132571.0335,-1557.032129,8.12672192,-0.000272862678,-4.7075418e-008,
        2.826729008e-011,-2.353985481e-015},
    bhigh={-17157.95217,-22.28576043},
    R=180.7256274558646);
```

```
constant IdealGases.Common.DataRecord NO2CL (
    name="NO2CL",
    MM=0.0814585,
    Hf=153452.3714529484,
    H0=149828.9190201145,
```

```

Tlimit=1000,
alow={8508.370340000001,-180.5383762,3.78538856,0.01414934934,-1.423946765e-
005,
    7.02822618e-009,-1.374688214e-012},
blow={915.6246469999999,6.958904458},
ahigh={-108677.3327,-1452.231167,11.05656962,-0.000400009928,
    9.101543039999999e-008,-1.036656913e-011,4.78166481e-016},
bhigh={6294.26732,-35.21239681},
R=102.0700356623311);

constant IdealGases.Common.DataRecord NO2F(
    name="NO2F",
    MM=0.06500390319999999,
    Hf=-1676822.385028719,
    H0=174552.3028838675,
    Tlimit=1000,
    alow={56678.5695,-653.825195,4.47277152,0.01368870672,-1.460533236e-005,
        7.779227940000001e-009,-1.689355106e-012},
    blow={-11021.79443,0.329207431},
    ahigh={-100857.7842,-1704.722752,11.22954945,-0.000468521597,
        1.047692566e-007,-1.189150595e-011,5.470307120000001e-016},
    bhigh={-6891.71918,-38.49788492},
    R=127.9072731127937);

constant IdealGases.Common.DataRecord NO3(
    name="NO3",
    MM=0.0620049,
    Hf=1147135.145770738,
    H0=176742.7090439627,
    Tlimit=1000,
    alow={34053.9841,226.6670652,-3.79308163,0.041707327,-5.709913270000001e-005
,
        3.83415811e-008,-1.021969284e-011},
    blow={7088.112200000001,42.73091713},
    ahigh={-394387.271,-824.426353,10.61325843,-0.0002448749816,5.40606032e-008,
        -6.19546675e-012,2.870000149e-016},
    bhigh={8982.01173,-34.44666597},
    R=134.0937893618085);

constant IdealGases.Common.DataRecord NO3minus(
    name="NO3minus",
    MM=0.0620054486,
    Hf=-5012132.611197655,
    H0=173744.4892867044,
    Tlimit=1000,
    alow={92048.1361,-391.117115,-0.2354356764,0.02836042108,-3.46132408e-005,
        2.08178746e-008,-5.02160127e-012},
    blow={-35764.115,22.99942308},
    ahigh={-311000.5758,-1369.087552,11.01342913,-0.000403687882,
        8.90208647e-008,-1.01973348e-011,4.72333079e-016},
    bhigh={-33643.2109,-38.78432657},
    R=134.0926029523154);

constant IdealGases.Common.DataRecord NO3F(
    name="NO3F",
    MM=0.0810033032,
    Hf=185177.6335955643,

```

```
H0=178315.6418243448,
Tlimit=1000,
alow={64728.3203,-821.3134309999999,6.19491744,0.01805438628,-1.99669324e-00
5,
    1.124482018e-008,-2.680013077e-012},
blow={4206.66179,-7.016104301},
ahigh={-341179.33,-2353.908798,16.28114887,-0.001910415273,4.69087356e-007,
    -5.68604014e-011,2.720906921e-015},
bhigh={9760.583979999999,-65.58153684},
R=102.6436166371052);

constant IdealGases.Common.DataRecord N2(
    name="N2",
    MM=0.0280134,
    Hf=0,
    H0=309498.4543111511,
    Tlimit=1000,
    alow={22103.71497,-381.846182,6.08273836,-0.00853091441,1.384646189e-005,-9.
62579362e-009,
    2.519705809e-012},
    blow={710.846086,-10.76003744},
    ahigh={587712.406,-2239.249073,6.06694922,-0.00061396855,1.491806679e-007,-1
.923105485e-011,
    1.061954386e-015},
    bhigh={12832.10415,-15.86640027},
    R=296.8033869505308);

constant IdealGases.Common.DataRecord N2plus(
    name="N2plus",
    MM=0.0280128514,
    Hf=53886282.4938985,
    H0=309540.07059774,
    Tlimit=1000,
    alow={-34740.4747,269.6222703,3.16491637,-0.002132239781,
    6.730476399999999e-006,-5.63730497e-009,1.621756e-012},
    blow={179000.4424,6.832974166},
    ahigh={-2845599.002,7058.89303,-2.884886385,0.003068677059,-4.36165231e-007,
    2.102514545e-011,5.41199647e-016},
    bhigh={134038.8483,50.90897022},
    R=296.809199509051);

constant IdealGases.Common.DataRecord N2minus(
    name="N2minus",
    MM=0.0280139486,
    Hf=5289624.969184102,
    H0=309641.5333609915,
    Tlimit=1000,
    alow={-81462.2711,906.360079,-0.1520054079,0.00602319084,-2.897138445e-006,
    -4.12910668e-011,3.20698977e-013},
    blow={12188.08548,26.38068855},
    ahigh={216963.7706,-1275.098516,5.3910957,-0.000319890751,
    7.311051349999999e-008,-8.202017370000001e-012,3.7400447e-016},
    bhigh={24249.64308,-9.014934294},
    R=296.7975746196665);

constant IdealGases.Common.DataRecord NCN(
    name="NCN",
```

```

MM=0.0400241,
Hf=12503880.73685604,
H0=254351.178415005,
Tlimit=1000,
alow={-56346.80699999999,732.380458,-0.782140184,0.01838552441,-1.950836491e
-005,
    1.035712021e-008,-2.208158483e-012},
blow={55397.897,29.05308985},
ahigh={-164188.0975,-776.784075,7.99998187,-0.0001659081508,
    2.983403318e-008,-3.120157047e-012,1.99269872e-016},
bhigh={61844.24479999999,-21.4910882},
R=207.7366386751982);

constant IdealGases.Common.DataRecord N2D2_cis(
    name="N2D2_cis",
    MM=0.032041604,
    Hf=6331060.392607061,
    H0=321707.8957720095,
    Tlimit=1000,
    alow={-27437.33656,714.980883,-2.22324762,0.02088722282,-1.821711897e-005,
        8.84407994e-009,-1.918010649e-012},
    blow={20111.15649,36.37100195},
    ahigh={879807.471,-5299.36204,13.55007485,-0.001316635227,2.755816197e-007,
        -3.036294387e-011,1.365324117e-015},
    bhigh={53563.11889999999,-62.71215875},
    R=259.4898807188304);

constant IdealGases.Common.DataRecord N2F2(
    name="N2F2",
    MM=0.06601020640000001,
    Hf=944907.6044700869,
    H0=194951.0038193124,
    Tlimit=1000,
    alow={15438.9315,-218.363513,3.89028425,0.0167401774,-2.05639309e-005,
        1.25869211e-008,-3.11049829e-012},
    blow={7052.0387,5.265866442},
    ahigh={-182488.386,-953.402996,10.6979548,-0.00027599687,6.0554397e-008,-6.9
1121508e-012,
        3.19258723e-016},
    bhigh={9283.46696,-32.46968772},
    R=125.9573701317801);

constant IdealGases.Common.DataRecord N2F4(
    name="N2F4",
    MM=0.1040070128,
    Hf=-211524.1982990593,
    H0=171253.5580100807,
    Tlimit=1000,
    alow={116291.4512,-1538.660418,9.054033049999999,0.02862113563,-4.33228699e-
005,
        3.067642499e-008,-8.45547411e-012},
    blow={2865.277526,-24.76493006},
    ahigh={-518859.471,-670.225651,16.50109262,-0.0002006404436,4.43675251e-008,
        -5.08980888e-012,2.359374159e-016},
    bhigh={-5281.4889,-60.40513435},
    R=79.94145563999894);

```

```
constant IdealGases.Common.DataRecord N2H2 (  
  name="N2H2",  
  MM=0.03002928,  
  Hf=7055072.782297812,  
  H0=332907.1159881289,  
  Tlimit=1000,  
  alow={-150400.5163,2346.687716,-9.40543029,0.032842998,-3.121920401e-005,  
    1.72128319e-008,-4.014537220000001e-012},  
  blow={13193.84041,78.32382629999999},  
  ahigh={6217567.87,-17539.52096,20.22730509,-0.000975729766,-4.20841674e-007,  
    1.117921171e-010,-7.627102210000001e-015},  
  bhigh={137415.2574,-119.9559168},  
  R=276.8788329257312);
```

```
constant IdealGases.Common.DataRecord NH2NO2 (  
  name="NH2NO2",  
  MM=0.06202808,  
  Hf=-419164.9975301508,  
  H0=196102.3620270045,  
  Tlimit=1000,  
  alow={-45730.3506,1201.365987,-8.10598411,0.054027152,-6.43807445e-005,  
    4.02509792e-008,-1.02515419e-011},  
  blow={-9615.78516,68.67353357},  
  ahigh={1654040.575,-8125.220880000001,20.21742772,-0.001244291821,  
    2.122804183e-007,-1.948359653e-011,7.43935136e-016},  
  bhigh={42308.2258,-101.6190179},  
  R=134.0436782824811);
```

```
constant IdealGases.Common.DataRecord N2H4 (  
  name="N2H4",  
  MM=0.03204516,  
  Hf=2970183.328777263,  
  H0=357286.5293854048,  
  Tlimit=1000,  
  alow={-166075.6354,3035.416736,-17.36889823,0.0715983402,-8.8667993e-005,  
    5.79897028e-008,-1.530037218e-011},  
  blow={-3731.92723,119.0002218},  
  ahigh={3293486.7,-11998.50628,21.04406814,-0.001399381724,1.933173351e-007,  
    -1.318016127e-011,3.16640017e-016},  
  bhigh={83484.337,-115.5751024},  
  R=259.4610855430274);
```

```
constant IdealGases.Common.DataRecord N2O (  
  name="N2O",  
  MM=0.0440128,  
  Hf=1854006.107314236,  
  H0=217685.1961247637,  
  Tlimit=1000,  
  alow={42882.2597,-644.011844,6.03435143,0.0002265394436,3.47278285e-006,-3.6  
2774864e-009,  
    1.137969552e-012},  
  blow={11794.05506,-10.0312857},  
  ahigh={343844.804,-2404.557558,9.125636220000001,-0.000540166793,  
    1.315124031e-007,-1.4142151e-011,6.38106687e-016},  
  bhigh={21986.32638,-31.47805016},  
  R=188.9103169986913);
```

```

constant IdealGases.Common.DataRecord N2Oplus (
  name="N2Oplus",
  MM=0.044012251399999999,
  Hf=30286033.19756553,
  H0=241373.8598248578,
  Tlimit=1000,
  aLOW={-56241.4708, 669.621161, 0.0878145619, 0.01524476027, -1.527290811e-005,
        7.8272373899999999e-009, -1.646739623e-012},
  bLOW={155729.5192, 25.62354785},
  aHIGH={-29835.53254, -1179.455967, 8.30018669, -0.0002887267217,
        5.70510501e-008, -5.95888512e-012, 2.835725557e-016},
  bHIGH={164602.1769, -22.87356617},
  R=188.9126717112227);

constant IdealGases.Common.DataRecord N2O3 (
  name="N2O3",
  MM=0.0760116,
  Hf=1139702.295439117,
  H0=225240.029153445,
  Tlimit=1000,
  aLOW={-92044.441700000001, 929.552015, 3.20366481, 0.01356473078, -6.26296607e-00
6,
        -1.402915559e-009, 1.43162093e-012},
  bLOW={3313.62208, 18.44430953},
  aHIGH={778388.186, -4483.02466, 16.66668024, -0.002062143878,
        5.3095417100000001e-007, -6.19045122e-011, 2.692956658e-015},
  bHIGH={33609.1245, -67.39212388},
  R=109.384251877345);

constant IdealGases.Common.DataRecord N2O4 (
  name="N2O4",
  MM=0.092011,
  Hf=120756.4204279923,
  H0=181948.1475041028,
  Tlimit=1000,
  aLOW={-38047.5144, 561.28288900000001, -0.2083648324, 0.0388708782, -4.42241226e-
005,
        2.49881231e-008, -5.67910238e-012},
  bLOW={-3310.79473, 29.6392484},
  aHIGH={-458284.37600000001, -1604.749805, 16.74102133, -0.00050913850800000001,
        1.14363467e-007, -1.316288176e-011, 5.9763166200000001e-016},
  bHIGH={4306.90052, -65.694503800000001},
  R=90.36389127386944);

constant IdealGases.Common.DataRecord N2O5 (
  name="N2O5",
  MM=0.1080104,
  Hf=123136.2905794257,
  H0=192550.2081281062,
  Tlimit=1000,
  aLOW={40078.2817, -876.96751200000001, 10.55932981, 0.01394613859, -8.88434692000
0001e-006,
        8.5004311500000001e-010, 7.79155091e-013},
  bLOW={3038.962037, -23.8683186},
  aHIGH={-53255.7896, -3109.277389, 20.36088958, -0.000995990114,
        2.401398635e-007, -3.057161911e-011, 1.495915511e-015},
  bHIGH={13369.57281, -82.986233410000001},
  R=76.97843911327057);

```



```
constant IdealGases.Common.DataRecord N3(  
  name="N3",  
  MM=0.0420201,  
  Hf=10375986.73016009,  
  H0=227769.7102101138,  
  Tlimit=1000,  
  aLOW={33374.0679,-296.5683604,3.31427915,0.00672168536,-4.18112639e-006,  
    8.61844236e-010,6.88335253e-014},  
  bLOW={52988.4062,5.312776486},  
  aHIGH={252926.4658,-2362.876591,9.135267130000001,-0.000621287085,  
    1.324094351e-007,-1.47898964e-011,6.721230470000001e-016},  
  bHIGH={64126.95389999999,-31.35825973},  
  R=197.8689246336872);  
  
constant IdealGases.Common.DataRecord N3H(  
  name="N3H",  
  MM=0.04302804,  
  Hf=6832753.711300817,  
  H0=254419.745821562,  
  Tlimit=1000,  
  aLOW={3242.57606,66.9266489,1.766142217,0.01487411419,-1.53908644e-005,  
    9.172303550000001e-009,-2.337205474e-012},  
  bLOW={33920.697,15.13752057},  
  aHIGH={1170469.241,-5102.45199,12.7828891,-0.000840948716,1.592142834e-007,  
    -1.512289051e-011,6.102906629999999e-016},  
  bHIGH={64283.4447,-55.131191079999999},  
  R=193.2338075357372);  
  
constant IdealGases.Common.DataRecord Na(  
  name="Na",  
  MM=0.02298977,  
  Hf=4675992.843773557,  
  H0=269573.2928167615,  
  Tlimit=1000,  
  aLOW={0,0,2.5,0,0,0,0},  
  bLOW={12183.82949,4.24402818},  
  aHIGH={952572.3380000001,-2623.807254,5.16259662,-0.001210218586,  
    2.306301844e-007,-1.249597843e-011,7.226771190000001e-016},  
  bHIGH={29129.63564,-15.19717061},  
  R=361.6596425279592);  
  
constant IdealGases.Common.DataRecord Naplus(  
  name="Naplus",  
  MM=0.0229892214,  
  Hf=26514291.9542286,  
  H0=269579.7257405159,  
  Tlimit=1000,  
  aLOW={0,0,2.5,0,0,0,0},  
  bLOW={72565.3707,3.55084508},  
  aHIGH={0,0,2.5,0,0,0,0},  
  bHIGH={72565.3707,3.55084508},  
  R=361.6682729411619);  
  
constant IdealGases.Common.DataRecord Naminus(  
  name="Naminus",  
  MM=0.0229903186,  
  Hf=2107557.917879398,
```

```

H0=269566.8602000148,
Tlimit=1000,
alow={0,0,2.5000000001,0,0,0,0},
blow={5082.19967,3.55091679},
ahigh={0,0,2.5000000001,0,0,0,0},
bhigh={5082.19967,3.55091679},
R=361.6510125266381);

```

```

constant IdealGases.Common.DataRecord NaAlF4 (
  name="NaAlF4",
  MM=0.1259649208,
  Hf=-14748880.35653812,
  H0=165194.1418916051,
  Tlimit=1000,
  alow={131535.9536,-2394.685695,19.09539612,0.001044339733,-6.949754129999999
e-006,
    6.769098139999999e-009,-2.176199098e-012},
  blow={-215051.2366,-75.0510213},
  ahigh={-357117.793,-249.6543879,16.18634511,-7.4490493000000001e-005,
    1.644510872e-008,-1.883696066e-012,8.7198774500000001e-017},
  bhigh={-227953.3538,-53.7066514},
  R=66.00624957484196);

```

```

constant IdealGases.Common.DataRecord NaBO2 (
  name="NaBO2",
  MM=0.06579957,
  Hf=-9626952.425372992,
  H0=207944.6719788594,
  Tlimit=1000,
  alow={50468.6736,-869.99706,8.942208239999999,0.001092655824,
    1.440608828e-006,-2.254633535e-009,8.12331285e-013},
  blow={-73783.1836,-19.51815135},
  ahigh={85958.14049999999,-1691.902222,11.18847517,-0.000456420231,
    9.80450516e-008,-1.101655008e-011,5.02917276e-016},
  bhigh={-69492.9206,-34.1635313},
  R=126.360582599552);

```

```

constant IdealGases.Common.DataRecord NaBr (
  name="NaBr",
  MM=0.10289377,
  Hf=-1418247.985276465,
  H0=95449.10250640052,
  Tlimit=1000,
  alow={-14668.27136,76.222828700000001,3.92116347,0.001793780908,-2.457391648e
-006,
    1.739334522e-009,-4.79670138e-013},
  blow={-19264.91755,6.40438286},
  ahigh={897851.3019999999,-2697.899721,7.54537716,-0.001566692184,
    4.47039274e-007,-4.83281021e-011,1.4239613e-015},
  bhigh={-1750.862247,-18.56478949},
  R=80.80636952072025);

```

```

constant IdealGases.Common.DataRecord NaCN (
  name="NaCN",
  MM=0.04900717,
  Hf=1923514.457170247,
  H0=247432.6103710947,

```

```
Tlimit=1000,  
alow={24461.6541,-753.601997,10.44966241,-0.01168769048,1.849279385e-005,-1.  
319387974e-008,  
3.58976656e-012},  
blow={12978.20493,-29.88519681},  
ahigh={366557.029,-1782.094358,8.69962263,-0.0004463297,9.36222931e-008,-1.0  
3307132e-011,  
4.650466810000001e-016},  
bhigh={20109.26347,-24.19276094},  
R=169.6582765338215);
```

```
constant IdealGases.Common.DataRecord NaCL(  
  name="NaCL",  
  MM=0.05844277000000001,  
  Hf=-3106370.283270283,  
  H0=164521.9075002776,  
  Tlimit=1000,  
  alow={43623.78350000001,-758.303446,8.259173000000001,-0.009640915140000001,  
1.358854616e-005,-9.667032249999999e-009,2.74626129e-012},  
  blow={-19504.09477,-19.36687551},  
  ahigh={331449.8760000001,-896.831565,5.27728738,-0.0001475674008,-1.49112898  
8e-008,  
2.465673596e-011,-2.730355213e-015},  
  bhigh={-17362.77667,-3.99828856},  
  R=142.2669048712099);
```

```
constant IdealGases.Common.DataRecord NaF(  
  name="NaF",  
  MM=0.0419881732,  
  Hf=-7029524.423320232,  
  H0=219707.3675022375,  
  Tlimit=1000,  
  alow={39598.8744,-653.4626069999999,6.9411732,-0.00530781493,  
6.97972066e-006,-4.82042573e-009,1.364849175e-012},  
  blow={-33529.4089,-14.03212229},  
  ahigh={-1092926.912,3293.30364,0.413591984,0.00263499447,-8.384295630000001e  
-007,  
1.417053025e-010,-8.600270160000001e-015},  
  bhigh={-57728.8463,29.09489906},  
  R=198.0193794189646);
```

```
constant IdealGases.Common.DataRecord NaH(  
  name="NaH",  
  MM=0.02399771,  
  Hf=5868689.345775076,  
  H0=363830.757184748,  
  Tlimit=1000,  
  alow={-32222.0641,623.762201,-0.9216277509999999,0.01360765851,-1.659249878e  
-005,  
1.033284544e-008,-2.589726392e-012},  
  blow={13073.81654,26.41418597},  
  ahigh={-4756184.75,14520.47626,-13.27563485,0.01055828277,-2.990041189e-006,  
3.90532288e-010,-1.923931194e-014},  
  bhigh={-76329.2227,122.207006},  
  R=346.4693922878474);
```

```
constant IdealGases.Common.DataRecord NaI(  

```

```

name="NaI",
MM=0.14989424,
Hf=-604678.8722501947,
H0=66394.27905968903,
Tlimit=1000,
alow={12288.68506,-285.71928,5.961057,-0.00379253258,5.56688131e-006,-4.0450
136800000001e-009,
1.172998933e-012},
blow={-10882.50556,-3.99073992},
ahigh={2281549.408,-7093.15663,13.04994968,-0.00501349233,1.581735155e-006,
-2.285837754e-010,1.19588995e-014},
bhigh={32538.9362,-56.4002332},
R=55.46892262170982);

```

constant IdealGases.Common.DataRecord NaLi (

```

name="NaLi",
MM=0.02993077,
Hf=5967047.289461648,
H0=333874.4709875489,
Tlimit=1000,
alow={-6569.99276,-5.25394043,4.32938426,0.001097919189,-1.965726597e-006,
2.086472026e-009,-8.19598811e-013},
blow={20162.24293,1.413253322},
ahigh={10916648.6,-34800.1064,46.143119199999999,-0.02260951051,
5.68532437e-006,-6.458143299999999e-010,2.696508992e-014},
bhigh={239443.1755,-296.1780126},
R=277.7901136522716);

```

constant IdealGases.Common.DataRecord NaNO2 (

```

name="NaNO2",
MM=0.068995270000000001,
Hf=-2410205.496695643,
H0=214612.1176132798,
Tlimit=1000,
alow={-69344.606100000001,1115.43267,-1.816284973,0.02916366016,-3.50578852e-
005,
2.128602855e-008,-5.2262119900000001e-012},
blow={-27072.75053,41.21853253},
ahigh={-176555.7495,-863.521295,10.6410594,-0.0002559465044,5.65446563e-008,
-6.48671032e-012,3.008171243e-016},
bhigh={-18684.35672,-29.21304474},
R=120.5078551036904);

```

constant IdealGases.Common.DataRecord NaNO3 (

```

name="NaNO3",
MM=0.084994669999999999,
Hf=-3359371.958265148,
H0=181202.997787979,
Tlimit=1000,
alow={-20438.52507,691.709341,-2.397485012,0.041003864300000001,-5.1417025799
99999e-005,
3.22862247e-008,-8.1646916e-012},
blow={-39064.0132,41.74749459},
ahigh={-322559.219,-1396.782195,14.03092409,-0.000409816177,
9.0238457200000001e-008,-1.032543966e-011,4.77867155e-016},
bhigh={-31388.89875,-49.59121431},
R=97.82345175291582);

```

```
constant IdealGases.Common.DataRecord NaO(  
  name="NaO",  
  MM=0.03898917,  
  Hf=2731664.126217614,  
  H0=250149.387637644,  
  Tlimit=1000,  
 alow={18577.48013,-337.149732,5.64456002,-0.003136926368,6.33077539e-006,-5.  
42946247e-009,  
    1.68718377e-012},  
  blow={13203.32678,-4.99613115},  
  ahigh={256974.4011,-2269.334161,9.22439762,-0.0036512691,1.446811119e-006,-2  
.443068386e-010,  
    1.428508328e-014},  
  bhigh={24132.39357,-29.89159486},  
  R=213.2508078525396);
```

```
constant IdealGases.Common.DataRecord NaOH(  
  name="NaOH",  
  MM=0.03999711,  
  Hf=-4775345.0186776,  
  H0=284962.3635307651,  
  Tlimit=1000,  
 alow={34420.3674,-792.321818,8.9979323,-0.00407984452,3.065783937e-006,-5.11  
918934e-010,  
    -1.541016409e-013},  
  blow={-20869.51091,-25.1059009},  
  ahigh={875378.776,-2342.514649,7.97846989,0.0001016451512,-6.26853195e-008,  
    1.022715136e-011,-5.71328641e-016},  
  bhigh={-9509.90171,-22.02310401},  
  R=207.87681910018);
```

```
constant IdealGases.Common.DataRecord NaOHplus(  
  name="NaOHplus",  
  MM=0.0399965614,  
  Hf=17098029.10707219,  
  H0=292396.9109004455,  
  Tlimit=1000,  
 alow={22780.39363,-667.219422,8.921593120000001,-0.004481263270000001,  
    3.95188392e-006,-1.173341234e-009,2.041806631e-014},  
  blow={83633.8219,-22.58912262},  
  ahigh={881541.365,-2363.159755,8.053203930000001,7.27127974e-005,-5.89741789  
e-008,  
    1.007487881e-011,-5.47440621e-016},  
  bhigh={95844.41650000001,-20.79484012},  
  R=207.8796703758639);
```

```
constant IdealGases.Common.DataRecord Na2(  
  name="Na2",  
  MM=0.04597954,  
  Hf=3095705.720413906,  
  H0=226255.5258273571,  
  Tlimit=1000,  
 alow={6848.62868,-153.0836599,5.32523039,-0.001944906088,2.657477888e-006,-9  
.0968411200000001e-010,  
    -2.44875673e-013},  
  blow={16491.70574,-2.653564394},  
  ahigh={19299407.58,-62692.8012,82.67682110000001,-0.0456513781,  
    1.259515667e-005,-1.560445735e-009,7.02467717e-014},
```

```
bhigh={409082.08,-550.997089},
R=180.8298212639796);
```

```
constant IdealGases.Common.DataRecord Na2Br2(
  name="Na2Br2",
  MM=0.20578754,
  Hf=-2336625.691720694,
  H0=95202.78535814169,
  Tlimit=1000,
  alow={-13849.46731,-157.3241177,10.63192589,-0.001383418339,
    1.697156537e-006,-1.092992547e-009,2.87098802e-013},
  blow={-60103.9182,-18.61473856},
  ahigh={-30217.30975,-2.65923278,10.00225819,-9.935490630000001e-007,
    2.358676253e-010,-2.857194816e-014,1.381909879e-018},
  bhigh={-60900.3992,-14.94517863},
  R=40.40318476036013);
```

```
constant IdealGases.Common.DataRecord Na2CL2(
  name="Na2CL2",
  MM=0.11688554,
  Hf=-4828670.706402178,
  H0=159979.8144406913,
  Tlimit=1000,
  alow={-10829.5525,-313.9528641,11.24411332,-0.002697665795,3.28635948e-006,
    -2.105377639e-009,5.508056609999999e-013},
  blow={-69386.7543,-25.11011582},
  ahigh={-44121.0523,-5.39349128,10.00453407,-1.981155641e-006,4.6801882e-010,
    -5.64894068e-014,2.724721177e-018},
  bhigh={-70980.6341,-17.87230397},
  R=71.13345243560495);
```

```
constant IdealGases.Common.DataRecord Na2F2(
  name="Na2F2",
  MM=0.0839763464,
  Hf=-9932115.551052362,
  H0=198655.1060525777,
  Tlimit=1000,
  alow={23515.80802,-1000.737062,13.75845076,-0.007838346979999999,
    9.2762887e-006,-5.81361297e-009,1.49535482e-012},
  blow={-98358.31880000001,-43.8114809},
  ahigh={-90307.50689999999,-18.93938035,10.01535518,-6.53967545e-006,
    1.516333603e-009,-1.804877459e-013,8.61347492e-018},
  bhigh={-103489.6664,-21.78860202},
  R=99.00968970948229);
```

```
constant IdealGases.Common.DataRecord Na2I2(
  name="Na2I2",
  MM=0.29978848,
  Hf=-1190405.755417953,
  H0=67534.50966494776,
  Tlimit=1000,
  alow={-13050.63983,-89.9250668,10.36367976,-0.0008000070190000001,
    9.84877798e-007,-6.35937312e-010,1.673774775e-013},
  blow={-45514.6549,-14.87509548},
  ahigh={-22312.36397,-1.515570558,10.00129413,-5.71503538e-007,
    1.360287207e-010,-1.650916036e-014,7.996149680000001e-019},
  bhigh={-45969.2175,-12.76523965},
```

R=27.73446131085491);

```
constant IdealGases.Common.DataRecord Na2O(  
  name="Na2O",  
  MM=0.06197894,  
  Hf=-267184.7888976482,  
  H0=232501.0721383747,  
  Tlimit=1000,  
  alow={39011.492900000001,-726.620789,9.62371078,-0.00355641864,  
        3.47070435e-006,-1.835177736e-009,4.06213471e-013},  
  blow={-459.307325,-23.49565832},  
  ahigh={-66005.2516,-25.69021634,7.51938542,-7.81163524e-006,1.73501589e-009,  
        -1.996634558e-013,9.27643355e-018},  
  bhigh={-4297.33965,-10.63530214},  
  R=134.1499548072297);
```

```
constant IdealGases.Common.DataRecord Na2Oplus(  
  name="Na2Oplus",  
  MM=0.0619783914,  
  Hf=8403476.699461419,  
  H0=235671.9442060253,  
  Tlimit=1000,  
  alow={26479.69755,-596.906216,9.294129529999999,-0.003080702005,  
        3.080460653e-006,-1.669452593e-009,3.78978414e-013},  
  blow={63473.10249999999,-20.25274459},  
  ahigh={-57409.0933,-19.89178143,7.51529526,-6.25833323e-006,  
        1.407321045e-009,-1.635833952e-013,7.66244513e-018},  
  bhigh={60329.77469999999,-9.42652674},  
  R=134.1511422318069);
```

```
constant IdealGases.Common.DataRecord Na2O2(  
  name="Na2O2",  
  MM=0.077978340000000001,  
  Hf=-1589291.911061456,  
  H0=199609.9814384353,  
  Tlimit=1000,  
  alow={73824.5892,-1355.12534,12.55579861,-0.002112046045,4.92035352e-008,  
        1.003950603e-009,-4.44773207e-013},  
  blow={-10588.58918,-40.2181178},  
  ahigh={-173229.5239,-113.7561118,10.08529143,-3.42209894e-005,  
        7.5777218900000001e-009,-8.70125673e-013,4.03606139e-017},  
  bhigh={-17803.00574,-23.8678919},  
  R=106.6254039262698);
```

```
constant IdealGases.Common.DataRecord Na2O2H2(  
  name="Na2O2H2",  
  MM=0.079994220000000001,  
  Hf=-7800563.59071943,  
  H0=241844.2357460327,  
  Tlimit=1000,  
  alow={108941.4289,-2634.822704,23.06608858,-0.01689310193,1.67348319e-005,-7  
  .8211660099999999e-009,  
        1.47503447e-012},  
  blow={-65931.373300000001,-98.0298758},  
  ahigh={1675713.839,-4704.921170000001,16.97343934,0.0001961487616,-1.2369517  
  48e-007,  
        2.025311778e-011,-1.132991623e-015},
```

```
bhigh={-48562.4557,-68.1348098},
R=103.93840955009);
```

```
constant IdealGases.Common.DataRecord Na2SO4 (
  name="Na2SO4",
  MM=0.14204214,
  Hf=-7322702.276944011,
  H0=147644.1991087997,
  Tlimit=1000,
  alow={83442.8321,-1210.880769,8.742353,0.0360079663,-5.11764596e-005,
        3.48156904e-008,-9.321931219999999e-012},
  blow={-121738.7045,-20.61505785},
  ahigh={-575448.311,-981.7060339999999,19.73310397,-0.000293639552,
        6.498708169999999e-008,-7.462479400000001e-012,3.46249166e-016},
  bhigh={-127059.7762,-76.67871596000001},
  R=58.53524876490879);
```

```
constant IdealGases.Common.DataRecord Na3CL3 (
  name="Na3CL3",
  MM=0.17532831,
  Hf=-5205517.061106674,
  H0=168125.4841274635,
  Tlimit=1000,
  alow={-12542.1667,-550.216046,18.16110649,-0.00465651526,5.64643822e-006,-3.
60476032e-009,
        9.405556239999999e-013},
  blow={-111927.0172,-52.9010496},
  ahigh={-71602.9797,-9.57349381,16.00799614,-3.47835697e-006,
        8.190943689999999e-010,-9.86321003e-014,4.74900535e-018},
  bhigh={-114725.2948,-40.31342160000001},
  R=47.42230162373664);
```

```
constant IdealGases.Common.DataRecord Na3F3 (
  name="Na3F3",
  MM=0.1259645196,
  Hf=-10701548.26359533,
  H0=203249.8840252791,
  Tlimit=1000,
  alow={52470.3035,-1775.597273,22.50927609,-0.01333033615,1.555790239e-005,-9
.64601146e-009,
        2.460254271e-012},
  blow={-158073.6389,-85.80122369999999},
  ahigh={-155399.5698,-35.5197019,16.02841159,-1.198056094e-005,
        2.75724873e-009,-3.26330097e-013,1.550483212e-017},
  bhigh={-167214.1773,-47.5378068},
  R=66.00645980632153);
```

```
constant IdealGases.Common.DataRecord Nb (
  name="Nb",
  MM=0.09290638,
  Hf=7783244.799765098,
  H0=89919.54050948923,
  Tlimit=1000,
  alow={78896.60669999999,-1212.813914,10.34579819,-0.01676630056,
        1.979119979e-005,-1.218224409e-008,3.058098336e-012},
  blow={91653.1514,-35.9474285},
  ahigh={-1096553.196,2546.650713,2.236054882,-0.001280029198,
```



```
      8.4642379900000001e-007,-1.486269508e-010,8.7143094060000001e-015},  
      bhigh={68791.245500000001,13.9816903},  
      R=89.49301436564421);
```

```
constant IdealGases.Common.DataRecord Nbplus(  
  name="Nbplus",  
  MM=0.0929058314,  
  Hf=15000185.17675092,  
  H0=92449.25609696444,  
  Tlimit=1000,  
  alow={131444.7859,-2000.135035,15.05024212,-0.02996583942,3.72986863e-005,-2  
.269869569e-008,  
    5.449089902e-012},  
  blow={176005.4029,-62.2459552},  
  ahigh={-1077639.646,2159.046421,2.310604767,-0.0005363991760000001,  
    5.05791509e-007,-1.032401533e-010,6.6292412799999999e-015},  
  bhigh={151794.5546,12.10678502},  
  R=89.49354281328783);
```

```
constant IdealGases.Common.DataRecord Nbminus(  
  name="Nbminus",  
  MM=0.092906928599999999,  
  Hf=6792324.507001301,  
  H0=93144.91535134014,  
  Tlimit=1000,  
  alow={-72209.2485,525.950125,3.47046839,-0.00495050553,7.40185903e-006,-5.01  
630207e-009,  
    1.314100719e-012},  
  blow={71788.288700000001,5.15551007},  
  ahigh={111745.8019,134.0072834,2.391474129,4.52481343e-005,-1.025345e-008,  
    1.195577988e-012,-5.6063304499999999e-017},  
  bhigh={74739.9675,9.67531561},  
  R=89.49248592424141);
```

```
constant IdealGases.Common.DataRecord NbCL5(  
  name="NbCL5",  
  MM=0.27017138,  
  Hf=-2603273.522162118,  
  H0=97505.37973341218,  
  Tlimit=1000,  
  alow={73482.7797,-1919.172996,22.90799567,-0.01404352774,1.638106985e-005,-1  
.018941843e-008,  
    2.612266639e-012},  
  blow={-79741.1881,-84.39637087},  
  ahigh={-156381.6638,-44.5052128,16.0354463,-1.489949737e-005,  
    3.42077792e-009,-4.04112442e-013,1.917266128e-017},  
  bhigh={-89628.151200000001,-43.74582607},  
  R=30.77480671712896);
```

```
constant IdealGases.Common.DataRecord NbO(  
  name="NbO",  
  MM=0.10890578,  
  Hf=1937350.855023489,  
  H0=80621.12038497864,  
  Tlimit=1000,  
  alow={-6797.8343600000001,283.9767438,0.56457084,0.01134928619,-1.549821141e-  
005,
```

```

    1.047624988e-008,-2.762937835e-012},
    blow={23179.93893,23.65708974},
    ahigh={553225.878,-1287.669306,4.98006604,0.0001116014163,4.03183868e-008,
    1.04877371e-011,-1.893595022e-015},
    bhigh={32684.5779,-1.868958549},
    R=76.34555300921586);

```

```

constant IdealGases.Common.DataRecord NbOCL3 (
    name="NbOCL3",
    MM=0.21526478,
    Hf=-3494765.841397743,
    H0=95840.10909727082,
    Tlimit=1000,
    alow={-110848.2359,117.3066983,11.65558433,0.001287422064,-1.659778281e-006,
    1.102107826e-009,-2.949903264e-013},
    blow={-95040.2392,-23.86450092},
    ahigh={-151555.1427,53.0554523,12.28915282,-0.0001527366571,
    6.7785764400000001e-008,-9.36517065e-012,4.67003693e-016},
    bhigh={-94907.681200000001,-27.45263834},
    R=38.62439550027646);

```

```

constant IdealGases.Common.DataRecord NbO2 (
    name="NbO2",
    MM=0.12490518,
    Hf=-1611356.326454996,
    H0=85299.52080450147,
    Tlimit=1000,
    alow={17390.46582,38.8102944,0.902429912,0.01909523319,-2.667013583e-005,
    1.813901051e-008,-4.8723658800000001e-012},
    blow={-25285.18558,22.89323379},
    ahigh={-685185.99,911.224932,6.33919984,-8.2300803e-005,1.984439605e-007,-3.
    26117149e-011,
    1.602430854e-015},
    bhigh={-33250.2732,-3.55955655},
    R=66.56627051015819);

```

```

constant IdealGases.Common.DataRecord Ne (
    name="Ne",
    MM=0.0201797,
    Hf=0,
    H0=307111.9986917546,
    Tlimit=1000,
    alow={0,0,2.5,0,0,0,0},
    blow={-745.375,3.35532272},
    ahigh={0,0,2.5,0,0,0,0},
    bhigh={-745.375,3.35532272},
    R=412.0215860493466);

```

```

constant IdealGases.Common.DataRecord Neplus (
    name="Neplus",
    MM=0.0201791514,
    Hf=103421888.4942803,
    H0=312412.2454425909,
    Tlimit=1000,
    alow={72815.5148,-869.5697989999999,6.10864697,-0.00584135693,
    5.0410441700000001e-006,-2.293759207e-009,4.33906568e-013},
    blow={254599.689,-16.73449355},

```

```
ahigh={-111274.2658,476.569797,2.196650531,0.0001102593151,-2.287564425e-008
,
    2.510218183e-012,-1.126646096e-016},
bhigh={247253.6944,7.46614054},
R=412.0327874639962);

constant IdealGases.Common.DataRecord Ni(
    name="Ni",
    MM=0.0586934,
    Hf=7328193.715136625,
    H0=116282.4610603577,
    Tlimit=1000,
    alow={-32358.1055,601.526462,-1.079270657,0.01089505519,-1.369578748e-005,
        8.317725790000001e-009,-2.019206968e-012},
    blow={48138.1081,27.188292},
    ahigh={-493826.221,1092.909991,2.410485014,-1.599071827e-005,-1.047414069e-0
08,
        4.62479521e-012,-4.448865218e-017},
    bhigh={43360.7217,9.677195599999999},
    R=141.6594029311643);

constant IdealGases.Common.DataRecord Niplus(
    name="Niplus",
    MM=0.0586928514,
    Hf=19978490.48104008,
    H0=105733.0296956743,
    Tlimit=1000,
    alow={-89693.86030000002,1173.6015,-3.41062041,0.01390739137,-1.501714923e-0
05,
        7.8963379e-009,-1.648686761e-012},
    blow={134558.95,40.3149516},
    ahigh={-3961999.32,10170.84853,-6.02933129,0.002770858029,-8.9020777e-008,-5
.54100058e-011,
        5.235342833e-015},
    bhigh={73403.9512,71.37503100000001},
    R=141.6607270165784);

constant IdealGases.Common.DataRecord Niminus(
    name="Niminus",
    MM=0.0586939486,
    Hf=5311695.062887626,
    H0=105754.6331105078,
    Tlimit=1000,
    alow={-84376.2475,1135.476552,-3.38061583,0.01423003786,-1.582586302e-005,
        8.608840410000001e-009,-1.875316029e-012},
    blow={31243.0759,39.980613},
    ahigh={-543342.48,1182.64533,2.12644124,3.73045594e-005,6.95360843e-009,-1.9
45719381e-012,
        1.271571579e-016},
    bhigh={28547.59122,10.43462235},
    R=141.6580788705022);

constant IdealGases.Common.DataRecord NiCL(
    name="NiCL",
    MM=0.094146400000000001,
    Hf=1933201.906817467,
    H0=100534.0724658617,
```

```

    Tlimit=1000,
    alow={-23579.97085,220.549163,2.714260287,0.00445359847,-2.849162229e-006,-1
.691898007e-010,
        5.15669926e-013},
    blow={19572.2949,14.23643068},
    ahigh={-3905769.19,9961.53399,-3.83943234,0.002767979391,-7.00595938e-008,-5
.74140366e-011,
        5.3076358e-015},
    bhigh={-45053.9705,67.69402548000001},
    R=88.31428498593679);

```

```

constant IdealGases.Common.DataRecord NiCL2(
    name="NiCL2",
    MM=0.1295994,
    Hf=-570457.8879223206,
    H0=109618.9179888179,
    Tlimit=1000,
    alow={71099.7653,-1218.958288,12.08750596,-0.00867440314,1.043608104e-005,-6
.298493009999999e-009,
        1.485857653e-012},
    blow={-5006.998710000001,-34.99472036},
    ahigh={158588.9817,-1161.488738,9.608015379999999,-0.0009461224509999999,
        2.608172043e-007,-3.26463725e-011,1.525950893e-015},
    bhigh={-4578.98554,-22.12397347},
    R=64.15517355790227);

```

```

constant IdealGases.Common.DataRecord NiO(
    name="NiO",
    MM=0.0746928,
    Hf=3977143.713985819,
    H0=118707.1444637234,
    Tlimit=1000,
    alow={23206.30462,-190.7136094,3.19017862,0.00529138349,-8.080210429999999e-
006,
        5.83981276e-009,-1.639499596e-012},
    blow={35767.1112,7.84126567},
    ahigh={-72340.9194,-80.3555427,4.55922102,2.30515451e-005,
        5.139832819999999e-009,-5.85347491e-013,2.697077329e-017},
    bhigh={34611.4385,1.209414814},
    R=111.3155752629437);

```

```

constant IdealGases.Common.DataRecord NiS(
    name="NiS",
    MM=0.09075839999999999,
    Hf=3938136.85565193,
    H0=101572.1630174177,
    Tlimit=1000,
    alow={-12724.88974,143.2801381,2.471951556,0.00550527112,-3.41835528e-006,-3
.099052241e-010,
        6.26815467e-013},
    blow={41177.1608,15.17981835},
    ahigh={-735812.898,1178.231095,4.83786558,-0.000393120139,1.341974852e-007,
        -1.569591708e-011,6.67704506e-016},
    bhigh={32755.6594,3.690652283},
    R=91.61104647062973);

```

```

constant IdealGases.Common.DataRecord O(

```

```
name="O",
MM=0.0159994,
Hf=15574021.71331425,
H0=420353.4507544033,
Tlimit=1000,
alow={-7953.611300000001,160.7177787,1.966226438,0.00101367031,-1.110415423e
-006,
      6.5175075e-010,-1.584779251e-013},
blow={28403.62437,8.404241819999999},
ahigh={261902.0262,-729.872203,3.31717727,-0.000428133436,1.036104594e-007,
      -9.438304329999999e-012,2.725038297e-016},
bhigh={33924.2806,-0.667958535},
R=519.6739877745415);
```

```
constant IdealGases.Common.DataRecord Oplus(
name="Oplus",
MM=0.0159988514,
Hf=98056240.96239808,
H0=387367.0581126842,
Tlimit=1000,
alow={0,0,2.5,0,0,0,0},
blow={187935.2842,4.39337676},
ahigh={-216651.3208,666.545615,1.702064364,0.000471499281,-1.427131823e-007,
      2.016595903e-011,-9.107157761999999e-016},
bhigh={183719.1966,10.05690382},
R=519.691807375622);
```

```
constant IdealGases.Common.DataRecord Ominus(
name="Ominus",
MM=0.0159999486,
Hf=6365407.448871429,
H0=410675.8192960695,
Tlimit=1000,
alow={-5695.857110000001,109.9287334,2.184719661,0.0005326359799999999,-5.29
88784400000001e-007,
      2.870216236e-010,-6.52469274e-014},
blow={10932.87498,6.72986386},
ahigh={9769.363179999999,7.15960478,2.494961726,1.968240938e-006,-4.30417485
e-010,
      4.9120830800000001e-014,-2.271600083e-018},
bhigh={11495.54438,4.83703644},
R=519.6561693954442);
```

```
constant IdealGases.Common.DataRecord OD(
name="OD",
MM=0.018013502,
Hf=1952535.825626799,
H0=0,
Tlimit=1000,
alow={21186.91536,-278.598236,5.45621012,-0.00614811983,
      9.1176705600000001e-006,-5.5278127100000001e-009,1.239794711e-012},
blow={0,4464.87825},
ahigh={8999.108,783247.316,-2532.992554,5.95212465,-0.000374359528,
      4.95952762e-008,3.45445473e-012},
bhigh={-7.3806268e-016,0},
R=461.5688831633072);
```

```

constant IdealGases.Common.DataRecord ODminus(
  name="ODminus",
  MM=0.0180140506,
  Hf=-8191266.876978795,
  H0=0,
  Tlimit=1000,
  alow={56061.2832,-751.415615,7.54418847,-0.01092083064,1.503688938e-005,-9.3
5166584e-009,
    2.246466046e-012},
  blow={0,-15157.0737},
  ahigh={8642.103999999999,302946.7029,-1079.684654,4.21141738,0.000626083007,
    -2.411665054e-007,4.248425540000001e-011},
  bhigh={-2.387099102e-015,-11889.35343},
  R=461.5548265418994);

```

```

constant IdealGases.Common.DataRecord OH(
  name="OH",
  MM=0.01700734,
  Hf=2191889.266634288,
  H0=518194.2620068747,
  Tlimit=1000,
  alow={-1998.85899,93.0013616,3.050854229,0.001529529288,-3.157890998e-006,
    3.31544618e-009,-1.138762683e-012},
  blow={2991.214235,4.67411079},
  ahigh={1017393.379,-2509.957276,5.11654786,0.000130529993,-8.284322259999999
e-008,
    2.006475941e-011,-1.556993656e-015},
  bhigh={20196.40206,-11.01282337},
  R=488.8755090449183);

```

```

constant IdealGases.Common.DataRecord OHplus(
  name="OHplus",
  MM=0.0170067914,
  Hf=76393787.19021624,
  H0=505862.7931427441,
  Tlimit=1000,
  alow={60316.3086,-757.35203,7.30775293,-0.00950688167,1.202555795e-005,-6.82
90261e-009,
    1.501588659e-012},
  blow={158926.2158,-19.50106996},
  ahigh={504072.91,-1380.052958,4.1254622,0.000833194884,-3.44285629e-007,
    6.792853949999999e-011,-4.36387213e-015},
  bhigh={164383.9235,-3.99705849},
  R=488.8912790451466);

```

```

constant IdealGases.Common.DataRecord OHminus(
  name="OHminus",
  MM=0.0170078886,
  Hf=-8540519.015393833,
  H0=506006.6068400753,
  Tlimit=1000,
  alow={29108.80827,-321.690494,4.85102905,-0.002579035357,2.004980024e-006,-7
.9568529599999999e-011,
    -2.320495634e-013},
  blow={-16888.86234,-7.1215913},
  ahigh={471133.117,-857.233669,3.16618121,0.001233581296,-3.99924458e-007,
    6.23908167e-011,-3.35434322e-015},
  bhigh={-12248.49139,1.48773626},

```

```
R=488.8597400620322);
```

```
constant IdealGases.Common.DataRecord O2(  
  name="O2",  
  MM=0.0319988,  
  Hf=0,  
  H0=271263.4223783392,  
  Tlimit=1000,  
  alow={-34255.6342,484.700097,1.119010961,0.00429388924,-6.83630052e-007,-2.0  
233727e-009,  
    1.039040018e-012},  
  blow={-3391.45487,18.4969947},  
  ahigh={-1037939.022,2344.830282,1.819732036,0.001267847582,-2.188067988e-007  
,  
    2.053719572e-011,-8.193467050000001e-016},  
  bhigh={-16890.10929,17.38716506},  
  R=259.8369938872708);
```

```
constant IdealGases.Common.DataRecord O2plus(  
  name="O2plus",  
  MM=0.0319982514,  
  Hf=36621639.76872811,  
  H0=290988.1506837588,  
  Tlimit=1000,  
  alow={-86072.0545,1051.875934,-0.543238047,0.00657116654,-3.27426375e-006,  
    5.9406453399999999e-011,3.23878479e-013},  
  blow={134554.4668,29.0270975},  
  ahigh={73846.5488,-845.955954,4.98516416,-0.000161101089,6.42708399e-008,-1.  
504939874e-011,  
    1.578465409e-015},  
  bhigh={144632.1044,-5.81123065},  
  R=259.841448711163);
```

```
constant IdealGases.Common.DataRecord O2minus(  
  name="O2minus",  
  MM=0.0319993486,  
  Hf=-1500903.084008404,  
  H0=292181.2914654145,  
  Tlimit=1000,  
  alow={18838.74344,114.9551768,1.518876821,0.00801611138,-9.850571029999999e-  
006,  
    6.04419621e-009,-1.486439845e-012},  
  blow={-7101.53876,15.0121038},  
  ahigh={-56552.0805,-236.7815862,4.67583367,-2.1972453e-005,1.71150928e-008,  
    -1.757645062e-012,8.24817279e-017},  
  bhigh={-5960.17775,-2.436885556},  
  R=259.8325392161265);
```

```
constant IdealGases.Common.DataRecord O3(  
  name="O3",  
  MM=0.0479982,  
  Hf=2954277.45207112,  
  H0=215972.786479493,  
  Tlimit=1000,  
  alow={-12823.14507,589.8216640000001,-2.547496763,0.02690121526,-3.52825834e  
-005,  
    2.312290922e-008,-6.04489327e-012},
```

```

    blow={13483.68701,38.5221858},
    ahigh={-38696624.8,102334.4994,-89.615516,0.0370614497,-4.13763874e-006,-2.7
25018591e-010,
        5.24818811e-014},
    bhigh={-651791.818,702.9109520000001},
    R=173.2246625915139);

```

```

constant IdealGases.Common.DataRecord P(
    name="P",
    MM=0.030973761,
    Hf=10218326.40860114,
    H0=200086.389250566,
    Tlimit=1000,
    alow={50.4086657,-0.7639418649999999,2.504563992,-1.381689958e-005,
        2.245585515e-008,-1.866399889e-011,6.227063395e-015},
    blow={37324.2191,5.359303481},
    ahigh={1261794.642,-4559.83819,8.91807931,-0.00438140146,1.454286224e-006,-2
.030782763e-010,
        1.021022887e-014},
    bhigh={65417.23959999999,-39.15974795},
    R=268.4359836056074);

```

```

constant IdealGases.Common.DataRecord Pplus(
    name="Pplus",
    MM=0.0309732124,
    Hf=43148687.41222335,
    H0=262867.7934614235,
    Tlimit=1000,
    alow={-73169.0811,962.7979140000001,-0.369393805,0.004766778340000001,-4.574
76858e-006,
        2.371262331e-009,-5.1313148999999999e-013},
    blow={154940.6849,23.76640762},
    ahigh={-559424.936,1722.576545,0.8430381089999999,0.0006287368940000001,-6.3
171954599999999e-008,
        -1.810842484e-012,4.31811257e-016},
    bhigh={149049.3431,18.45275207},
    R=268.4407381650862);

```

```

constant IdealGases.Common.DataRecord Pminus(
    name="Pminus",
    MM=0.0309743096,
    Hf=7710479.041637784,
    H0=217853.6047176335,
    Tlimit=1000,
    alow={-10089.49093,182.6468403,1.962456304,0.0009197377539999999,-9.21499863
e-007,
        5.0128723600000001e-010,-1.142677121e-013},
    blow={27030.82432,9.478137822000001},
    ahigh={15434.88016,9.495009339999999,2.493170861,2.700167711e-006,-5.9492103
9e-010,
        6.82376629e-014,-3.16695991e-018},
    bhigh={27975.72693,6.246793872},
    R=268.4312292145488);

```

```

constant IdealGases.Common.DataRecord PCL(
    name="PCL",
    MM=0.066426761,

```



```
Hf=2026519.28189002,  
H0=139870.0141348153,  
Tlimit=1000,  
alow={34888.617,-560.3119340000001,6.26456848,-0.00318336437,  
3.49532684e-006,-2.091034291e-009,5.4187586e-013},  
blow={17746.53764,-8.074572148},  
ahigh={-347168.151,993.555793,3.39943027,0.00040197117,  
8.295588390000001e-008,-3.090212484e-011,2.106384858e-015},  
bhigh={8433.59115,10.64902238},  
R=125.1675059092525);
```

```
constant IdealGases.Common.DataRecord PCL2(  
  name="PCL2",  
  MM=0.101879761,  
  Hf=-532906.1676931104,  
  H0=120227.5788613207,  
  Tlimit=1000,  
  alow={51900.845,-1060.9042,10.5854994,-0.00687991753,7.62077318e-006,-4.5301  
1547e-009,  
1.11667166e-012},  
  blow={-3220.33118,-27.53518359},  
  ahigh={-83498.33970000001,-26.2524947,7.02036181,-8.388768680000001e-006,  
1.89678474e-009,-2.21487992e-013,1.04165355e-017},  
  bhigh={-8742.99368,-6.23402319},  
  R=81.61063510936191);
```

```
constant IdealGases.Common.DataRecord PCL2minus(  
  name="PCL2minus",  
  MM=0.1018803096,  
  Hf=-3497096.292687356,  
  H0=122234.0906588686,  
  Tlimit=1000,  
  alow={49348.3277,-960.159054,9.8847697,-0.00495020295,4.94621787e-006,-2.678  
675201e-009,  
6.07672361e-013},  
  blow={-39980.724,-24.13131695},  
  ahigh={-85649.8676,-31.8555594,7.02449496,-1.002251172e-005,  
2.253747944e-009,-2.619657192e-013,1.227059658e-017},  
  bhigh={-45038.1143,-6.721522361},  
  R=81.6101956564922);
```

```
constant IdealGases.Common.DataRecord PCL3(  
  name="PCL3",  
  MM=0.137332761,  
  Hf=-2108018.493853772,  
  H0=116013.585425549,  
  Tlimit=1000,  
  alow={77177.4547,-1617.65086,15.3608047,-0.0101107705,1.10340834e-005,-6.476  
12102e-009,  
1.57915114e-012},  
  blow={-29558.9364,-52.44338688},  
  ahigh={-133307.693,-41.4588321,10.0318606,-1.30194616e-005,2.92291689e-009,  
-3.39186924e-013,1.58642553e-017},  
  bhigh={-38003.3668,-20.50737678},  
  R=60.54252415416013);
```

```
constant IdealGases.Common.DataRecord PCL5(  

```

```

name="PCL5",
MM=0.208238761,
Hf=-1805619.6559871,
H0=111917.0412274975,
Tlimit=1000,
alow={102907.02,-2515.70746,24.3011497,-0.0156461069,1.70987303e-005,-1.0060
1143e-008,
      2.46015879e-012},
blow={-37225.8237,-98.16335170000001},
ahigh={-225590.689,-69.38542820000001,16.0535963,-2.20215696e-005,
      4.97139229e-009,-5.79986005e-013,2.72597077e-017},
bhigh={-50342.3422,-48.7245487},
R=39.92759061796377);

```

constant IdealGases.Common.DataRecord PF(

```

name="PF",
MM=0.0499721642,
Hf=-959429.9900263273,
H0=177921.1915740883,
Tlimit=1000,
alow={22278.66728,-172.7508706,3.085366934,0.00548971823,-8.247972539999999e
-006,
      5.86888291e-009,-1.617252113e-012},
blow={-5809.27965,7.70971885},
ahigh={-1132572.282,3200.03855,0.778050237,0.001969518902,-4.36581897e-007,
      5.2436485700000001e-011,-2.618755712e-015},
bhigh={-27667.73009,27.59312302},
R=166.3820675591232);

```

constant IdealGases.Common.DataRecord PFplus(

```

name="PFplus",
MM=0.0499716156,
Hf=18040601.43294627,
H0=188704.0850446308,
Tlimit=1000,
alow={-17791.38157,390.999127,1.257434156,0.007861363749999999,-9.34231268e-
006,
      5.6309156500000001e-009,-1.370669924e-012},
blow={105487.3882,19.01676576},
ahigh={-40115.2518,-159.7504413,4.62139748,-2.378072183e-005,
      1.431831329e-008,-2.300109157e-012,1.694069882e-016},
bhigh={107863.3756,-0.04072343949999999},
R=166.3838941400966);

```

constant IdealGases.Common.DataRecord PFminus(

```

name="PFminus",
MM=0.0499727128,
Hf=-3282711.520115834,
H0=190416.7788145374,
Tlimit=1000,
alow={7705.21095,-115.2432706,4.25495231,0.001163521526,-1.627947259e-006,
      1.084382815e-009,-2.809490132e-013},
blow={-20355.58966,2.217923793},
ahigh={-130379.3388,271.5526386,4.13761981,0.0002728610614,-7.64441625e-008,
      1.182073001e-011,-6.0839066400000001e-016},
bhigh={-22907.99827,3.7485261},
R=166.3802410182543);

```

```
constant IdealGases.Common.DataRecord PFCL (
  name="PFCL",
  MM=0.0854251642,
  Hf=-3314996.484373161,
  H0=136147.0136922488,
  Tlimit=1000,
  a_low={54901.8853,-865.867948,7.94446765,0.0009503779099999999,-3.33909021e-0
06,
        3.023977817e-009,-9.45037754e-013},
  b_low={-31328.43217,-14.40426886},
  a_high={-128214.3211,-97.3904355,7.07266166,-2.903614134e-005,
        6.408504490000001e-009,-7.33899377e-013,3.39672317e-017},
  b_high={-36006.4926,-7.626493035},
  R=97.33047724127172);

constant IdealGases.Common.DataRecord PFCLminus (
  name="PFCLminus",
  MM=0.0854257128,
  Hf=-6195665.094877616,
  H0=137462.042927197,
  Tlimit=1000,
  a_low={89343.3685,-1266.972513,9.912194530000001,-0.0038779283,
        3.036692411e-006,-1.29655938e-009,2.32422658e-013},
  b_low={-58945.0571,-26.1705046},
  a_high={-123156.515,-97.6586111,7.07402957,-2.997070692e-005,
        6.685280620000001e-009,-7.7222622e-013,3.5993823e-017},
  b_high={-65588.1722,-8.208878059},
  R=97.32985218942183);

constant IdealGases.Common.DataRecord PFCL2 (
  name="PFCL2",
  MM=0.1208781642,
  Hf=-4235052.239484623,
  H0=122997.8970842114,
  Tlimit=1000,
  a_low={82665.60560000001,-1512.138928,13.03404207,-0.002903247162,
        7.83665297e-007,6.45834066e-010,-3.73764182e-013},
  b_low={-56442.3787,-41.00905668},
  a_high={-186458.9813,-114.8004379,10.08599754,-3.44745652e-005,
        7.62797201e-009,-8.75309743e-013,4.05778835e-017},
  b_high={-64504.7219,-21.74054563},
  R=68.7839036523025);

constant IdealGases.Common.DataRecord PFCL4 (
  name="PFCL4",
  MM=0.1917841642,
  Hf=-3311099.44686455,
  H0=113324.5807372035,
  Tlimit=1000,
  a_low={141207.1573,-2882.47108,23.87345233,-0.01239510207,1.141290085e-005,-5
.7054838200000001e-009,
        1.195229703e-012},
  b_low={-66134.7865,-98.5969355},
  a_high={-295437.588,-132.5154294,16.1000538,-4.03535917e-005,
        8.971130739999999e-009,-1.03328881e-012,4.80446835e-017},
  b_high={-81357.19399999999,-50.62403920000001},
  R=43.35327702723852);
```

```

constant IdealGases.Common.DataRecord PF2 (
  name="PF2",
  MM=0.06897056739999999,
  Hf=-7439458.284056397,
  H0=160669.2161271099,
  Tlimit=1000,
  a_low={55247.6572,-628.05178,5.13743792,0.009120673350000001,-1.46877376e-005
,
    1.08126845e-008,-3.06494449e-012},
  b_low={-59775.4147,-1.689589472},
  a_high={-170846.712,-169.205154,7.1254916,-4.990852849999999e-005,
    1.09733523e-008,-1.25287026e-012,5.78479114e-017},
  b_high={-63382.9584,-10.41715673},
  R=120.5510163745587);

constant IdealGases.Common.DataRecord PF2minus (
  name="PF2minus",
  MM=0.068971116,
  Hf=-10284565.30991901,
  H0=160133.0185812856,
  Tlimit=1000,
  a_low={140479.3057,-1699.945753,10.36823971,-0.00359958769,1.9619258e-006,-3.
82932987e-010,
    -3.37554952e-014},
  b_low={-78104.34510000001,-32.17375182},
  a_high={-165397.6056,-164.0604822,7.12409152,-5.0154314e-005,
    1.117302152e-008,-1.289308601e-012,6.00470667e-017},
  b_high={-87002.23319999999,-11.09074866},
  R=120.5500575052316);

constant IdealGases.Common.DataRecord PF2CL (
  name="PF2CL",
  MM=0.1044235674,
  Hf=-7039375.308681516,
  H0=132884.9257452202,
  Tlimit=1000,
  a_low={83975.9016,-1318.075883,10.17203515,0.005571231219999999,-1.100920478e
-005,
    8.72638318e-009,-2.567714099e-012},
  b_low={-83816.56169999999,-27.66012951},
  a_high={-240928.1185,-203.348467,10.15150769,-6.04836731e-005,
    1.333942001e-008,-1.526772528e-012,7.063339179999999e-017},
  b_high={-91011.1059,-24.17825549},
  R=79.62256229143155);

constant IdealGases.Common.DataRecord PF2CL3 (
  name="PF2CL3",
  MM=0.1753295674,
  Hf=-5011961.045881188,
  H0=115013.3334555869,
  Tlimit=1000,
  a_low={184209.9543,-3334.40239,23.88510873,-0.01030943175,
    7.356504219999999e-006,-2.498621785e-009,2.513997646e-013},
  b_low={-92795.49890000001,-102.7991502},
  a_high={-365527.254,-202.969416,16.15238015,-6.11879657e-005,
    1.355610375e-008,-1.55712964e-012,7.22435997e-017},
  b_high={-110494.1533,-53.87308191},
  R=47.42196152820714);

```

```
constant IdealGases.Common.DataRecord PF3(  
  name="PF3",  
  MM=0.0879689706,  
  Hf=-10883383.00959952,  
  H0=147057.4557342837,  
  Tlimit=1000,  
  a_low={84809.84480000001,-1102.340691,7.16071511,0.01438278338,-2.318137222e-  
005,  
    1.702244315e-008,-4.81099195e-012},  
  b_low={-111183.7495,-14.57652362},  
  a_high={-295704.0675,-299.7689931,10.22297023,-8.890263450000001e-005,  
    1.958901359e-008,-2.240491075e-012,1.035952523e-016},  
  b_high={-117374.3464,-27.77419177},  
  R=94.51596333673592);  
  
constant IdealGases.Common.DataRecord PF3CL2(  
  name="PF3CL2",  
  MM=0.1588749706,  
  Hf=-7062301.328916815,  
  H0=119887.8837117469,  
  Tlimit=1000,  
  a_low={182249.7206,-3089.610245,20.67710388,-0.001168732391,-5.02054074e-006,  
    5.80457335e-009,-1.965367906e-012},  
  b_low={-122812.0667,-86.27977355},  
  a_high={-422383.8050000001,-320.796522,16.24013,-9.62365531e-005,  
    2.129279712e-008,-2.443515401e-012,1.13290435e-016},  
  b_high={-139264.2151,-55.31285745},  
  R=52.33342903919946);  
  
constant IdealGases.Common.DataRecord PF4CL(  
  name="PF4CL",  
  MM=0.1424203738,  
  Hf=-9583666.708505718,  
  H0=128637.5292465354,  
  Tlimit=1000,  
  a_low={180424.0323,-2741.096618,16.80192838,0.00991931525,-2.025636171e-005,  
    1.617979147e-008,-4.77261152e-012},  
  b_low={-153238.2587,-66.79119965},  
  a_high={-478114.004,-426.481283,16.31812121,-0.0001271374903,  
    2.806715254e-008,-3.2151663e-012,1.488512118e-016},  
  b_high={-168048.8362,-57.35844805},  
  R=58.37979341127105);  
  
constant IdealGases.Common.DataRecord PF5(  
  name="PF5",  
  MM=0.125965777,  
  Hf=-12648673.61553289,  
  H0=131286.5239580112,  
  Tlimit=1000,  
  a_low={185577.8473,-2436.979828,12.01012406,0.02339343049,-3.81394441e-005,  
    2.796136412e-008,-7.87070488e-012},  
  b_low={-181456.6568,-44.8648874},  
  a_high={-566872.784,-667.791791,16.49789569,-0.000199009944,4.3950071e-008,-5  
.03684954e-012,  
    2.332945909e-016},  
  b_high={-194432.1623,-62.61721040000001},  
  R=66.00580092480199);
```

```

constant IdealGases.Common.DataRecord PH (
  name="PH",
  MM=0.031981701,
  Hf=7215129.176525038,
  H0=270407.881056733,
  Tlimit=1000,
  a_low={22736.33198,-397.267406,6.23369766,-0.0091817846,1.523328123e-005,-1.0
85888585e-008,
    2.929760547e-012},
  b_low={28527.68404,-10.95191197},
  a_high={781473.0649999999,-3038.451204,7.46748102,-0.001837522255,
    7.1659477e-007,-1.142128853e-010,6.175410560000001e-015},
  b_high={45362.6018,-24.6729814},
  R=259.9759156024878);

constant IdealGases.Common.DataRecord PH2 (
  name="PH2",
  MM=0.032989641,
  Hf=3623970.021377317,
  H0=302566.8269624395,
  Tlimit=1000,
  a_low={15552.68372,-184.1602025,4.89589604,-0.0034954366,1.053418945e-005,-8.
377562920000002e-009,
    2.27076615e-012},
  b_low={14098.39468,-2.210564792},
  a_high={1127884.913,-4715.238249999999,10.214983,-0.00116757382,
    2.150542671e-007,-1.624213739e-011,3.76622524e-016},
  b_high={41830.7463,-42.3162325},
  R=252.0328123607044);

constant IdealGases.Common.DataRecord PH2minus (
  name="PH2minus",
  MM=0.0329901896,
  Hf=-280853.735984591,
  H0=301910.4200601502,
  Tlimit=1000,
  a_low={69506.84490000001,-771.916291,7.38353762,-0.00852294721,
    1.474476507e-005,-9.84716081e-009,2.413107871e-012},
  b_low={1582.29585,-17.61306419},
  a_high={1382525.815,-5213.40067,10.21694832,-0.001116316349,2.215004171e-007,
    -2.338005187e-011,1.015580932e-015},
  b_high={29906.83733,-43.78711584999999},
  R=252.0286212601821);

constant IdealGases.Common.DataRecord PH3 (
  name="PH3",
  MM=0.033997581,
  Hf=159981.9704819587,
  H0=298157.1541810578,
  Tlimit=1000,
  a_low={-6384.32534,405.756741,-0.1565680086,0.01338380613,-8.27539143e-006,
    3.024360831e-009,-6.421764630000001e-013},
  b_low={-2159.842124,23.85561888},
  a_high={1334801.106,-6725.46352,14.45857073,-0.001639736883,3.40921857e-007,
    -3.73627208e-011,1.672947506e-015},
  b_high={39103.2571,-71.9878119},
  R=244.5606938917213);

```

```
constant IdealGases.Common.DataRecord PN(  
  name="PN",  
  MM=0.044980461,  
  Hf=3812484.380718108,  
  H0=193464.1132290752,  
  Tlimit=1000,  
  a_low={-51032.0384,820.2926679999999,-1.392772765,0.01287989789,-1.401425371e  
-005,  
    7.775633459999999e-009,-1.75153933e-012},  
  b_low={15732.2652,32.51070633},  
  a_high={-249562.5593,176.043883,4.14412196,0.0002478018097,-5.674896300000001  
e-008,  
    4.263645119999999e-012,3.063920924e-016},  
  b_high={17703.17267,1.325517397},  
  R=184.8463047099495);
```

```
constant IdealGases.Common.DataRecord PO(  
  name="PO",  
  MM=0.046973161,  
  Hf=-593055.4045532512,  
  H0=199903.7918695742,  
  Tlimit=1000,  
  a_low={-68457.54059999999,1141.295708,-2.77955606,0.01678458047,-1.974879516e  
-005,  
    1.19260232e-008,-2.927460912e-012},  
  b_low={-9847.74504,41.84328297},  
  a_high={-336666.744,622.9355840000001,3.56560546,0.0006516620719999999,-2.061  
770841e-007,  
    3.18441323e-011,-1.573691908e-015},  
  b_high={-8939.79039,6.954859188},  
  R=177.0047368113038);
```

```
constant IdealGases.Common.DataRecord POminus(  
  name="POminus",  
  MM=0.0469737096,  
  Hf=-2981818.876829775,  
  H0=186872.743812424,  
  Tlimit=1000,  
  a_low={54343.46320000001,-412.362355,3.74648388,0.00385863647,-5.96334304e-00  
6,  
    4.2782863600000001e-009,-1.139722989e-012},  
  b_low={-15558.10937,3.404436468},  
  a_high={-848.0294779999999,347.054487,2.877890167,0.001622182445,-4.87019099e  
-007,  
    6.64575227e-011,-3.39570376e-015},  
  b_high={-19872.0954,10.75444355},  
  R=177.0026695954198);
```

```
constant IdealGases.Common.DataRecord POCL3(  
  name="POCL3",  
  MM=0.153332161,  
  Hf=-3706984.864056015,  
  H0=115539.7268548246,  
  Tlimit=1000,  
  a_low={47937.8816,-1270.38828,13.6771646,0.0010826721,-1.73610406e-006,  
    8.4608906400000001e-010,-1.17466133e-013},  
  b_low={-65075.7188,-43.14705941},  
  a_high={-218593.797,-508.026968,13.3778465,-0.000151073105,3.34098678e-008,-3
```

```

.83532976e-012,
  1.77932988e-016},
  bhigh={-70093.150900000001,-39.84746301},
  R=54.2252319785671);

constant IdealGases.Common.DataRecord POFCL2 (
  name="POFCL2",
  MM=0.1368775642,
  Hf=-5799995.906122357,
  H0=120210.9936436172,
  Tlimit=1000,
  alow={46940.6156,-1069.2426,10.71284279,0.009491183299999999,-1.306412424e-0
05,
  8.4269060200000001e-009,-2.140294969e-012},
  blow={-92748.949899999999,-28.15077719},
  ahigh={-270764.7503,-655.650227,13.48668421,-0.0001942765035,
  4.29118449e-008,-4.9218448e-012,2.282079808e-016},
  bhigh={-96543.921400000001,-41.64963494},
  R=60.74386294492521);

constant IdealGases.Common.DataRecord POF2CL (
  name="POF2CL",
  MM=0.1204229674,
  Hf=-8491794.06618741,
  H0=123700.323298959,
  Tlimit=1000,
  alow={52264.3816,-969.10377000000001,7.96363598,0.01755599796,-2.398693997e-0
05,
  1.572376747e-008,-4.079746e-012},
  blow={-120265.6893,-15.93967075},
  ahigh={-334708.659,-817.61048100000001,13.6066432,-0.0002420426112,
  5.34371272e-008,-6.1264613499999999e-012,2.839570116e-016},
  bhigh={-123340.1194,-44.961034370000001},
  R=69.04390565615641);

constant IdealGases.Common.DataRecord POF3 (
  name="POF3",
  MM=0.1039683706,
  Hf=-12042123.89570718,
  H0=136256.3337123223,
  Tlimit=1000,
  alow={29660.3071,-427.670575,3.6691461,0.0283949378,-3.768318e-005,
  2.44910454e-008,-6.34197287e-012},
  blow={-150112.453,5.160417996},
  ahigh={-369060.242,-1005.55254,13.7452994,-0.000297103711,6.55452664e-008,-7
.50998733e-012,
  3.47896991e-016},
  bhigh={-149976.173,-48.822141810000001},
  R=79.97116769280214);

constant IdealGases.Common.DataRecord PO2 (
  name="PO2",
  MM=0.062972561,
  Hf=-4470633.439856448,
  H0=166943.5994511959,
  Tlimit=1000,
  alow={-63726.9822,1036.741044,-2.877797967,0.02278134083,-2.567920328e-005,

```



```
1.465060412e-008,-3.3879967e-012},
blow={-39935.4472,44.2530938},
ahigh={492621.0990000001,-2605.465745,9.51760561,-0.001180371565,
2.532912819e-007,-1.789964539e-011,1.800381054e-016},
bhigh={-20288.84763,-29.69743125},
R=132.0332517522989);
```

```
constant IdealGases.Common.DataRecord PO2minus(
  name="PO2minus",
  MM=0.06297310960000001,
  Hf=-9490141.979585521,
  H0=168544.1463414727,
  Tlimit=1000,
  alow={27024.23135,29.39956284,1.162686114,0.01599897972,-1.979229263e-005,
1.208847527e-008,-2.95664048e-012},
  blow={-72859.4627,19.63118182},
  ahigh={1628679.152,-5989.19998,13.69318836,-0.00362384379,
9.488198340000001e-007,-1.040308759e-010,4.01903366e-015},
  bhigh={-36859.595,-59.5679622},
  R=132.0321015241718);
```

```
constant IdealGases.Common.DataRecord PS(
  name="PS",
  MM=0.063038761,
  Hf=2386330.467377048,
  H0=152542.9092745018,
  Tlimit=1000,
  alow={-768.9786800000001,-46.3782407,4.10464917,0.001555262273,-2.315757288e
-006,
1.661425178e-009,-4.6312384e-013},
  blow={17078.75808,4.230652171},
  ahigh={-270272.9081,888.354822,3.16919012,0.001022480817,-3.80374048e-007,
7.019861879999999e-011,-4.26912231e-015},
  bhigh={11215.10462,11.47334049},
  R=131.8945973573307);
```

```
constant IdealGases.Common.DataRecord P2(
  name="P2",
  MM=0.061947522,
  Hf=2324548.187738647,
  H0=143736.2902102848,
  Tlimit=1000,
  alow={30539.2251,-324.617759,4.02246381,0.00323209479,-5.511052450000001e-00
6,
4.19557293e-009,-1.21503218e-012},
  blow={17969.1087,1.645350331},
  ahigh={-780693.649,2307.91087,1.41174313,0.00210823742,-7.36085662e-007,
1.25936012e-010,-7.07975249e-015},
  bhigh={1329.82474,21.69741365},
  R=134.2179918028037);
```

```
constant IdealGases.Common.DataRecord P2O3(
  name="P2O3",
  MM=0.109945722,
  Hf=-6227120.633215725,
  H0=146389.3338205556,
  Tlimit=1000,
```

```

alow={-66457.5389,758.090055,0.988843677,0.0285987873,-3.23114211e-005,
1.83452517e-008,-4.2124893e-012},
blow={-88200.3674,26.89914458},
ahigh={-217534.411,-1369.902,14.0114296,-0.000402385696,8.86834578e-008,-1.0
1565728e-011,
4.70435606e-016},
bhigh={-79227.56999999999,-47.39487232000001},
R=75.62342443846974);

```

```

constant IdealGases.Common.DataRecord P2O4 (
  name="P2O4",
  MM=0.125945122,
  Hf=-7413980.090471467,
  H0=137564.5179810934,
  Tlimit=1000,
  alow={-43760.9126,490.510283,0.964364937,0.0388607358,-4.67550922e-005,
2.81262563e-008,-6.8244061e-012},
  blow={-116899.779,23.79582767},
  ahigh={-367011.486,-1638.42373,17.2118861,-0.000482658015,1.0644619e-007,-1.
21961007e-011,
5.65065458e-016},
  bhigh={-109043.593,-67.14276593},
  R=66.01662587614946);

```

```

constant IdealGases.Common.DataRecord P2O5 (
  name="P2O5",
  MM=0.141944522,
  Hf=-7921195.817616688,
  H0=155341.7116019454,
  Tlimit=1000,
  alow={-29991.5922,-45.9450659,6.98748683,0.0288330297,-3.10450953e-005,
1.64386868e-008,-3.4679423e-012},
  blow={-138190.14,-3.400572711},
  ahigh={-324708.016,-2016.97508,20.4869934,-0.000591064115,1.30199302e-007,-1
.49068294e-011,
6.90357341e-016},
  bhigh={-130629.016,-80.31642952},
  R=58.57550459044837);

```

```

constant IdealGases.Common.DataRecord P3 (
  name="P3",
  MM=0.092921283000000001,
  Hf=2259977.404745907,
  H0=129201.8535732013,
  Tlimit=1000,
  alow={46933.5895,-864.358932,8.734247529999999,1.09453456e-005,-1.99857332e-
006,
2.09675051e-009,-6.92288971e-013},
  blow={27748.4734,-20.63587261},
  ahigh={-125351.306,-83.0673462,7.56195677,-2.47440395e-005,5.45727693e-009,
-6.24466057e-013,2.88772422e-017},
  bhigh={23087.2228,-12.28310621},
  R=89.47866120186912);

```

```

constant IdealGases.Common.DataRecord P3O6 (
  name="P3O6",
  MM=0.188917683,

```

```
Hf=-8340569.310285264,  
H0=124071.403098883,  
Tlimit=1000,  
alow={201449.3813,-3053.488073,16.02114098,0.043168899,-6.37654426e-005,  
4.42286792e-008,-1.200020334e-011},  
blow={-177650.3811,-65.5626789},  
ahigh={-878796.8100000001,-1651.988071,27.72258397,-0.00048593267,  
1.067867708e-007,-1.218015776e-011,5.61491196e-016},  
bhigh={-190916.5548,-122.0665277},  
R=44.01108391743297);
```

```
constant IdealGases.Common.DataRecord P4(  
  name="P4",  
  MM=0.123895044,  
  Hf=475402.3897840498,  
  H0=113875.8060411198,  
  Tlimit=1000,  
  alow={120514.185,-2345.71179,17.7394655,-0.0145631497,1.58759409e-005,-9.314  
710310000001e-009,  
2.27149167e-012},  
  blow={16088.4648,-70.885906470000001},  
  ahigh={-185870.586,-62.8454689,10.0484488,-1.98766885e-005,  
4.482408440000001e-009,-5.22610367e-013,2.45579129e-017},  
  bhigh={3848.21092,-24.77297797},  
  R=67.10899590140184);
```

```
constant IdealGases.Common.DataRecord P4O6(  
  name="P4O6",  
  MM=0.219891444,  
  Hf=-7303603.863731961,  
  H0=112771.659273837,  
  Tlimit=1000,  
  alow={376089.475,-5685.83262,29.1422545,0.0225153212,-4.51026963e-005,  
3.58831269e-008,-1.05757206e-011},  
  blow={-168856.248,-145.1359851},  
  ahigh={-1008997.24,-887.275399,28.6606483,-0.000263601894,5.81094072e-008,-6  
.64808696e-012,  
3.07439193e-016},  
  bhigh={-199713.89,-128.1853821},  
  R=37.81171221923487);
```

```
constant IdealGases.Common.DataRecord P4O7(  
  name="P4O7",  
  MM=0.235890844,  
  Hf=-8412569.183906095,  
  H0=111798.8157268198,  
  Tlimit=1000,  
  alow={321858.696,-4871.44473,24.54417068,0.0401550955,-6.52419715e-005,  
4.75655418e-008,-1.332975491e-011},  
  blow={-218451.7427,-118.1504792},  
  ahigh={-1102947.375,-1511.077128,32.109795,-0.000437180376,  
9.516639610000001e-008,-1.075204176e-011,4.91102568e-016},  
  bhigh={-242909.654,-147.3140859},  
  R=35.24711624669926);
```

```
constant IdealGases.Common.DataRecord P4O8(  
  name="P4O8",
```

```

MM=0.251890244,
Hf=-9139750.874988236,
H0=110946.4803249784,
Tlimit=1000,
alow={271932.6942,-4118.600390000001,20.28714235,0.0568541699,-8.40073963e-0
05,
    5.8233890600000001e-008,-1.57864716e-011},
blow={-260453.9703,-94.0716207},
ahigh={-1173177.311,-2200.632995,35.6301013,-0.000648984974,
    1.429623989e-007,-1.635821725e-011,7.571070759999999e-016},
bhigh={-278384.3144,-167.963696},
R=33.00831293807473);

constant IdealGases.Common.DataRecord P409 (
    name="P409",
    MM=0.267889644,
    Hf=-9757671.375307065,
    H0=110199.6873010888,
    Tlimit=1000,
    alow={219991.6395,-3336.46494,15.86413106,0.07402452330000001,-0.00010348350
52,
        6.94443832e-008,-1.84073345e-011},
    blow={-301874.2692,-69.9796767},
    ahigh={-1233696.783,-2917.032808,39.1775711,-0.000873640298,
        1.937914895e-007,-2.230510118e-011,1.037248818e-015},
    bhigh={-312963.7516,-189.717642},
    R=31.03692952012733);

constant IdealGases.Common.DataRecord P4010 (
    name="P4010",
    MM=0.283889044,
    Hf=-10237180.71698463,
    H0=109537.7002291078,
    Tlimit=1000,
    alow={167014.2268,-2540.2433,11.36853403,0.09137812159999999,-0.000123199062
6,
        8.08103223e-008,-2.106787011e-011},
    blow={-341015.191,-46.4343134},
    ahigh={-1337201.132,-3516.38233,42.6040331,-0.001037406404,2.287613089e-007,
        -2.620219946e-011,1.213529528e-015},
    bhigh={-345951.505,-211.5498906},
    R=29.28775229522418);

constant IdealGases.Common.DataRecord Pb (
    name="Pb",
    MM=0.2072,
    Hf=942084.942084942,
    H0=29910.36679536679,
    Tlimit=1000,
    alow={1213.382285,-19.06116019,2.619299546,-0.000382951961,6.68818045e-007,
        -6.06123108e-010,2.240022429e-013},
    blow={22820.96238,6.2013692},
    ahigh={-9084313.07,26726.7318,-26.26244039,0.01358282305,-2.685523566e-006,
        2.3524328e-010,-7.324114532e-015},
    bhigh={-148165.0666,215.4011624},
    R=40.12776061776062);

```

```
constant IdealGases.Common.DataRecord Pbplus(  
  name="Pbplus",  
  MM=0.2071994514,  
  Hf=4425670.636693588,  
  H0=29910.44598875806,  
  Tlimit=1000,  
  alow={9.48668904,-0.1134955793,2.500549799,-1.382464681e-006,  
    1.906022991e-009,-1.368396828e-012,4.003528117e-016},  
  blow={109543.8901,7.5388559},  
  ahigh={1320690.183,-4096.04801,7.38910151,-0.002807751909,7.83099165e-007,-9  
.31060091e-011,  
    4.016371727e-015},  
  bhigh={135434.7306,-27.22020908},  
  R=40.12786686364751);  
  
constant IdealGases.Common.DataRecord Pbminus(  
  name="Pbminus",  
  MM=0.2072005486,  
  Hf=742671.4313245792,  
  H0=29910.28760239489,  
  Tlimit=1000,  
  alow={0,0,2.5,0,0,0,0},  
  blow={17762.2614,8.2351321},  
  ahigh={0,0,2.5,0,0,0,0},  
  bhigh={17762.2614,8.2351321},  
  R=40.12765437243635);  
  
constant IdealGases.Common.DataRecord PbBr(  
  name="PbBr",  
  MM=0.287104,  
  Hf=225776.4503455194,  
  H0=35339.53549933125,  
  Tlimit=1000,  
  alow={-2393.487988,-45.7659121,4.69260828,-0.000384529063,5.8882135e-007,-4.  
08479289e-010,  
    1.202515201e-013},  
  blow={6662.43477,5.99170551},  
  ahigh={-2581831.67,7143.49076,-2.65819364,0.00310772226,-4.63138154e-007,  
    1.095529211e-011,1.508555088e-015},  
  bhigh={-39704.4098,59.5923865},  
  R=28.95979157378512);  
  
constant IdealGases.Common.DataRecord PbBr2(  
  name="PbBr2",  
  MM=0.367008,  
  Hf=-283122.0654590636,  
  H0=40930.81622198971,  
  Tlimit=1000,  
  alow={-6172.76636,-67.8320763,7.27315614,-0.000599059612,7.35863461e-007,-4.  
74360481e-010,  
    1.246922291e-013},  
  blow={-14278.90796,-0.698799215},  
  ahigh={-13204.21479,-1.143074947,7.00097254,-4.28447161e-007,  
    1.018044861e-010,-1.234016791e-014,5.97133765e-019},  
  bhigh={-14622.1375,0.8868582650000001},  
  R=22.65474322085622);
```

```

constant IdealGases.Common.DataRecord PbBr3 (
  name="PbBr3",
  MM=0.446912,
  Hf=-232732.5222862667,
  H0=44681.37575182587,
  Tlimit=1000,
  alow={-11644.2425,-155.5151665,10.62317321,-0.001361947117,1.668738791e-006,
    -1.073686019e-009,2.81825034e-013},
  blow={-14782.08304,-14.43758579},
  ahigh={-27879.30766,-2.633265111,10.00223199,-9.80776141e-007,
    2.326232632e-010,-2.81599446e-014,1.361283735e-018},
  bhigh={-15569.81182,-10.81765474},
  R=18.60427108692539);

```

```

constant IdealGases.Common.DataRecord PbBr4 (
  name="PbBr4",
  MM=0.5268160000000001,
  Hf=-346298.3489491587,
  H0=49109.15575836725,
  Tlimit=1000,
  alow={-11764.58199,-256.7166983,14.02223292,-0.002224117068,
    2.716201994e-006,-1.743340164e-009,4.567359749999999e-013},
  blow={-24621.25551,-28.8202075},
  ahigh={-38802.1603,-4.38293377,13.00369823,-1.620061335e-006,
    3.83413088e-010,-4.63396718e-014,2.237427066e-018},
  bhigh={-25923.27065,-22.87710636},
  R=15.78249711474215);

```

```

constant IdealGases.Common.DataRecord PbCL (
  name="PbCL",
  MM=0.242653,
  Hf=36344.56610880558,
  H0=40333.80176630827,
  Tlimit=1000,
  alow={-2902.700749,-82.93459710000001,4.71482448,-0.0001931473228,
    9.10557902e-008,5.419385229999999e-011,-3.2849697e-014},
  blow={125.4460217,4.323194455},
  ahigh={-385428.553,692.21975,4.50997124,-0.0006853421299999999,
    5.0873955e-007,-9.772753809999999e-011,5.807471579999999e-015},
  bhigh={-5269.68472,6.646491015},
  R=34.26486381787986);

```

```

constant IdealGases.Common.DataRecord PbCL2 (
  name="PbCL2",
  MM=0.278106,
  Hf=-631225.0400926265,
  H0=50349.61129928876,
  Tlimit=1000,
  alow={2830.580143,-313.4256659,8.21282729,-0.002585096173,3.109456077e-006,
    -1.972978208e-009,5.12354248e-013},
  blow={-21675.69042,-9.219412244000001},
  ahigh={-31491.92744,-5.56547758,7.00459954,-1.986025455e-006,
    4.65171959e-010,-5.57913701e-014,2.67814357e-018},
  bhigh={-23274.39309,-2.140739285},
  R=29.896773172819);

```

```

constant IdealGases.Common.DataRecord PbCL3 (

```

```
name="PbCL3",
MM=0.313559,
Hf=-566571.2258299076,
H0=58220.91855121364,
Tlimit=1000,
alow={862.3588970000001,-525.315275,12.03336337,-0.00433518498,
      5.21569835e-006,-3.31002238e-009,8.596970609999999e-013},
blow={-21805.76379,-26.94206962},
ahigh={-56644.1279,-9.329514789999999,10.00771099,-3.32972757e-006,
      7.79933081e-010,-9.3546061e-014,4.4905897e-018},
bhigh={-24485.08643,-15.0749087},
R=26.51645144932851);
```

```
constant IdealGases.Common.DataRecord PbCL4 (
  name="PbCL4",
  MM=0.349012,
  Hf=-938163.6218811962,
  H0=67188.05657112076,
  Tlimit=1000,
  alow={17394.05796,-890.213932,16.37565058,-0.00708899226,8.43256734e-006,-5.
30530939e-009,
      1.368671294e-012},
  blow={-38882.1562,-48.50133784},
  ahigh={-82666.7956,-16.39486405,13.01336711,-5.7161414e-006,1.32936839e-009,
      -1.585922492e-013,7.58176361e-018},
  bhigh={-43439.84220000001,-28.74559263},
  R=23.82288288081785);
```

```
constant IdealGases.Common.DataRecord PbF (
  name="PbF",
  MM=0.2261984032,
  Hf=-437084.3807972558,
  H0=40973.37058478404,
  Tlimit=1000,
  alow={26848.64255,-475.172564,6.01964437,-0.002718531008,2.942882954e-006,-1
.687543009e-009,
      4.08612208e-013},
  blow={-10790.38653,-4.98304884},
  ahigh={-473420.275,1027.785283,3.88865873,-0.0001649813448,2.93116326e-007,
      -5.76645965e-011,3.24748619e-015},
  bhigh={-20261.65076,9.319483890000001},
  R=36.75743012495325);
```

```
constant IdealGases.Common.DataRecord PbF2 (
  name="PbF2",
  MM=0.2451968064,
  Hf=-1808454.997886954,
  H0=51275.5862712574,
  Tlimit=1000,
  alow={59205.5228,-1052.529292,10.28969284,-0.00587634627,6.10233313e-006,-3.
42479264e-009,
      8.024025419999999e-013},
  blow={-49990.50000000001,-25.25115478},
  ahigh={-85058.99769999999,-30.74244334,7.02334604,-9.455183590000001e-006,
      2.108489027e-009,-2.434212002e-013,1.133872429e-017},
  bhigh={-55522.3677,-5.49607322},
  R=33.90938129282258);
```

```

constant IdealGases.Common.DataRecord PbF3 (
  name="PbF3",
  MM=0.2641952096,
  Hf=-1853071.498689279,
  H0=58801.39546633173,
  Tlimit=1000,
  a_low={85530.9087,-1731.036694,15.5659615,-0.01022225919,1.089984998e-005,-6.
2699988199999999e-009,
    1.502616508e-012},
  b_low={-53003.3567,-53.3573348},
  a_high={-145970.4258,-48.2039643,10.03685845,-1.501095764e-005,
    3.36247499e-009,-3.89602071e-013,1.820152103e-017},
  b_high={-62068.6959,-20.06978661},
  R=31.47094155336267);

constant IdealGases.Common.DataRecord PbF4 (
  name="PbF4",
  MM=0.2831936128,
  Hf=-2824658.243845816,
  H0=69303.21205323456,
  Tlimit=1000,
  a_low={130996.3563,-2307.299499,19.4520144,-0.01024522729,9.39587496e-006,-4.
62689415e-009,
    9.4508814300000001e-013},
  b_low={-88041.47459999999,-75.246458200000001},
  a_high={-213261.6322,-85.7862195,13.06428551,-2.575563598e-005,
    5.69332459e-009,-6.5262195500000001e-013,3.02234196e-017},
  b_high={-100290.8979,-35.9024028},
  R=29.35967346788974);

constant IdealGases.Common.DataRecord PbI (
  name="PbI",
  MM=0.33410447,
  Hf=325958.8954317193,
  H0=30945.78171911319,
  Tlimit=1000,
  a_low={-2717.33406,-15.42541996,4.5653279,-0.0001061215818,2.414841342e-007,
    -1.876070301e-010,6.4606142699999999e-014},
  b_low={11818.64978,7.66980267},
  a_high={-3901070.25,11479.76718,-8.17610902,0.0065234547,-1.522611682e-006,
    1.626692202e-010,-6.55332888e-015},
  b_high={-61544.3369,99.384049700000001},
  R=24.88584483769403);

constant IdealGases.Common.DataRecord PbI2 (
  name="PbI2",
  MM=0.46100894,
  Hf=-22239.54702483644,
  H0=33073.91392453257,
  Tlimit=1000,
  a_low={-5904.98672,-48.3330703,7.19543803,-0.000429860009,5.29141207e-007,-3.
41640282e-010,
    8.99134192e-014},
  b_low={-3107.780155,1.324773678},
  a_high={-10883.39477,-0.816441837,7.0006973,-3.079876763e-007,
    7.3317181400000001e-011,-8.89919388e-015,4.3107125e-019},
  b_high={-3352.09638,2.458605463},
  R=18.03538126614204);

```



```
constant IdealGases.Common.DataRecord PbI3(
```

```
  name="PbI3",
  MM=0.58791341,
  Hf=37004.44934569531,
  H0=35830.12675284954,
  Tlimit=1000,
  alow={-10149.96331,-59.380782,10.24073798,-0.000530469453,
        6.5386230300000001e-007,-4.22589572e-010,1.113029818e-013},
  blow={-113.8482403,-8.975540499999999},
  ahigh={-16242.29573,-1.002945584,10.00085839,-3.79667974e-007,
        9.04675172e-011,-1.098840054e-014,5.3253882900000001e-019},
  bhigh={-413.825893,-7.57941711},
  R=14.14234113149418);
```

```
constant IdealGases.Common.DataRecord PbI4(
```

```
  name="PbI4",
  MM=0.7148178799999999,
  Hf=-57674.07356962029,
  H0=38500.07361315585,
  Tlimit=1000,
  alow={-12170.96972,-72.2631744,13.29294204,-0.00064546609,7.95576185e-007,-5
.14163283e-010,
        1.354188031e-013},
  blow={-8528.1486799999998,-20.10457498},
  ahigh={-19584.77744,-1.223385179,13.00104732,-4.63329569e-007,
        1.104213978e-010,-1.341397771e-014,6.50170611e-019},
  bhigh={-8893.1932000000002,-18.40570345},
  R=11.63159488959622);
```

```
constant IdealGases.Common.DataRecord PbO(
```

```
  name="PbO",
  MM=0.2231994,
  Hf=305274.6019926577,
  H0=40152.92155803287,
  Tlimit=1000,
  alow={34240.25,-419.805011,4.72030641,0.001451061751,-3.20603546e-006,
        2.713956273e-009,-8.3332756099999999e-013},
  blow={9253.1864699999999,0.448289121},
  ahigh={242699.685,-110.7731354,3.18068449,0.001991815065,-1.079782025e-006,
        2.540990941e-010,-1.834652493e-014},
  bhigh={8339.3915399999999,10.50920926},
  R=37.25131877594653);
```

```
constant IdealGases.Common.DataRecord PbO2(
```

```
  name="PbO2",
  MM=0.2391988,
  Hf=569203.2485112802,
  H0=51216.53620335888,
  Tlimit=1000,
  alow={70710.582899999999,-1076.757462,9.4017117300000001,-0.001003861584,-1.23
3815617e-006,
        1.858386979e-009,-6.83462121e-013},
  blow={19996.45981,-25.03976748},
  ahigh={-130779.667,-73.1436145,7.55408341,-2.143421561e-005,
        4.6964639999999999e-009,-5.34497218e-013,2.460760535e-017},
  bhigh={14133.86101,-12.52684909},
  R=34.75967270738816);
```

```

constant IdealGases.Common.DataRecord PbS (
  name="PbS",
  MM=0.239265,
  Hf=534743.1216433662,
  H0=39412.83932041879,
  Tlimit=1000,
  a_low={15298.40503,-343.974635,5.68063064,-0.002232931917,2.504608209e-006,-1
.470427328e-009,
    3.57752719e-013},
  b_low={15785.51202,-2.628900926},
  a_high={2105441.649,-5520.41358,9.36924926,-0.001410262019,-1.642683362e-007,
    1.451447577e-010,-1.393564925e-014},
  b_high={50093.3453,-32.17417657},
  R=34.75005537792824);

constant IdealGases.Common.DataRecord PbS2 (
  name="PbS2",
  MM=0.27133,
  Hf=899454.5571812922,
  H0=51675.83754100174,
  Tlimit=1000,
  a_low={24463.7588,-665.485546,9.920201179999999,-0.00492419438,
    5.71690629e-006,-3.52948883e-009,8.971138350000001e-013},
  b_low={30443.1013,-22.95765552},
  a_high={-54167.003,-13.43600342,7.51070036,-4.497318629999999e-006,
    1.032444494e-009,-1.219580043e-013,5.78580465e-018},
  b_high={27012.29533,-8.714618097000001},
  R=30.64339365348469);

constant IdealGases.Common.DataRecord Rb (
  name="Rb",
  MM=0.0854678,
  Hf=946555.3108890132,
  H0=72511.8465667772,
  Tlimit=1000,
  a_low={13.52856616,-0.2042232679,2.501213823,-3.6506199e-006,5.88472267e-009,
    -4.84227472e-012,1.596211946e-015},
  b_low={8985.56921,6.20700548},
  a_high={-1138274.064,3804.04194,-2.750899258,0.0038914607,-1.632296823e-006,
    3.51189314e-010,-2.521064422e-014},
  b_high={-14664.54849,42.534423700000001},
  R=97.28192371864024);

constant IdealGases.Common.DataRecord Rbplus (
  name="Rbplus",
  MM=0.0854672514,
  Hf=5734700.952369694,
  H0=72512.3120081992,
  Tlimit=1000,
  a_low={0,0,2.5,0,0,0,0},
  b_low={58203.2736,5.52050692},
  a_high={0,0,2.5,0,0,0,0},
  b_high={58203.2736,5.52050692},
  R=97.28254815504691);

constant IdealGases.Common.DataRecord Rbminus (
  name="Rbminus",

```

```
MM=0.08546834859999999,  
Hf=325483.3918716899,  
H0=72511.3811313303,  
Tlimit=1000,  
alow={0,0,2.5,0,0,0,0},  
blow={2600.405796,5.52052617},  
ahigh={0,0,2.5,0,0,0,0},  
bhigh={2600.405796,5.52052617},  
R=97.28129929024978);
```

```
constant IdealGases.Common.DataRecord RbBO2 (  
  name="RbBO2",  
  MM=0.1282776,  
  Hf=-5293030.91108658,  
  H0=111731.8846002731,  
  Tlimit=1000,  
  alow={41986.5775,-679.944833,8.18515101,0.002772536733,-6.17577047e-007,-9.4  
2613625e-010,  
    4.72241424e-013},  
  blow={-80203.3959,-12.39198887},  
  ahigh={91544.63399999999,-1668.328341,11.17268757,-0.000450553353,  
    9.68133059e-008,-1.088037652e-011,4.96773366e-016},  
  bhigh={-75079.0325,-31.31951149},  
  R=64.81624227456703);
```

```
constant IdealGases.Common.DataRecord RbBr (  
  name="RbBr",  
  MM=0.1653718,  
  Hf=-1158062.474980619,  
  H0=62399.53849447124,  
  Tlimit=1000,  
  alow={-5703.8597,20.92281597,4.37060737,0.000449460478,-4.835438840000001e-0  
07,  
    3.5260686e-010,-9.88653832e-014},  
  blow={-24491.12515,6.4274317},  
  ahigh={1609092.474,-4466.77459,9.06409206,-0.001995333358,4.01663352e-007,-4  
.1630914e-012,  
    -3.092443341e-015},  
  bhigh={4427.46769,-27.57714089},  
  R=50.27744754547027);
```

```
constant IdealGases.Common.DataRecord RbCL (  
  name="RbCL",  
  MM=0.1209208,  
  Hf=-1846852.476993206,  
  H0=83171.14177213515,  
  Tlimit=1000,  
  alow={-5740.809579999999,-15.28835285,4.5152009,0.0001067270745,-6.38594559e  
-009,  
    -1.301381692e-011,1.641459742e-014},  
  blow={-28142.43986,4.190115141},  
  ahigh={-1143043.004,4003.86188,-1.096156782,0.00403358128,-1.454151464e-006,  
    2.719263762e-010,-1.81046398e-014},  
  bhigh={-52976.86040000001,43.11317822},  
  R=68.75965094508142);
```

```
constant IdealGases.Common.DataRecord RbF (  

```

```

name="RbF",
MM=0.1044662032,
Hf=-3192533.803123803,
H0=91781.98026057867,
Tlimit=1000,
alow={32873.6019,-608.090746,7.40662236,-0.00727786472,1.013930727e-005,-7.1
41372500000001e-009,
      2.014332982e-012},
blow={-38498.3413,-13.75750778},
ahigh={-854481.1149999999,2633.756505,1.216216506,0.002136494067,-6.72842608
e-007,
      1.134905135e-010,-6.825624440000001e-015},
bhigh={-58101.7911,25.88118896},
R=79.59006592861414);

```

```

constant IdealGases.Common.DataRecord RbH (
name="RbH",
MM=0.08647574,
Hf=1379856.431410705,
H0=101995.1491597528,
Tlimit=1000,
alow={8908.270610000001,46.498704,1.833967623,0.00844427914,-1.167538647e-00
5,
      8.01038942e-009,-2.162578321e-012},
blow={13282.48009,12.79544976},
ahigh={-2937703.53,9379.81726,-7.54256346,0.007493226800000001,-2.159228887e
-006,
      2.871300173e-010,-1.459981256e-014},
bhigh={-45955.188299999999,83.65664320000001},
R=96.14802949358978);

```

```

constant IdealGases.Common.DataRecord RbI (
name="RbI",
MM=0.21237227,
Hf=-652066.6469308824,
H0=49249.01918692116,
Tlimit=1000,
alow={-769.30528,-29.68608844,4.64874584,-0.0002962415236,5.97813534e-007,-4
.351255250000001e-010,
      1.313617336e-013},
blow={-17866.10717,5.81240983},
ahigh={4297424.85,-12969.11161,19.58730402,-0.008458425589999999,
      2.463480035e-006,-3.19157573e-010,1.458455589e-014},
bhigh={64329.4804,-100.9499336},
R=39.15045970926431);

```

```

constant IdealGases.Common.DataRecord RbK (
name="RbK",
MM=0.1245661,
Hf=963450.9710105718,
H0=86766.2229129755,
Tlimit=1000,
alow={24946.95429,-455.306066,7.68618995,-0.01108112244,2.093398586e-005,-1.
824445366e-008,
      5.61764536e-012},
blow={15161.3616,-10.63563675},
ahigh={-4175391.07,5918.588510000001,9.20264942,-0.010609336,
      4.96482606e-006,-8.716698790000001e-010,5.22188796e-014},

```

```
bhigh={-32727.6904,-13.72401997},  
R=66.74746981722957);
```

```
constant IdealGases.Common.DataRecord RbLi(  
  name="RbLi",  
  MM=0.0924088,  
  Hf=1776684.947753893,  
  H0=111202.8724537057,  
  Tlimit=1000,  
  aLOW={-2263.413044,-28.8849691,4.55582654,0.000362566753,-9.598002220000001e  
-007,  
    1.631010244e-009,-8.159825980000001e-013},  
  bLOW={18534.5525,2.831743182},  
  aHIGH={10855151.94,-38051.0697,55.1655504,-0.03128845612,9.26165025e-006,-1.  
264671408e-009,  
    6.43166205e-014},  
  bHIGH={254396.4131,-352.075871},  
  R=89.9748941659236);
```

```
constant IdealGases.Common.DataRecord RbNO2(  
  name="RbNO2",  
  MM=0.1314733,  
  Hf=-1427132.178168495,  
  H0=119950.0050580612,  
  Tlimit=1000,  
  aLOW={-71994.2003,1265.802595,-2.415715742,0.0305464142,-3.68400405e-005,  
    2.247716481e-008,-5.54752743e-012},  
  bLOW={-30373.81667,48.14256904},  
  aHIGH={-164499.4453,-849.944344,10.63080575,-0.0002517893988,  
    5.56142012e-008,-6.378805599999999e-012,2.957679896e-016},  
  bHIGH={-21285.90982,-25.68367325},  
  R=63.24076447461196);
```

```
constant IdealGases.Common.DataRecord RbNO3(  
  name="RbNO3",  
  MM=0.1474727,  
  Hf=-2135801.968771169,  
  H0=110986.7589052075,  
  Tlimit=1000,  
  aLOW={-26646.69172,880.763479,-3.159459457,0.0427122902,-5.35102921e-005,  
    3.36096975e-008,-8.503290509999999e-012},  
  bLOW={-43535.95460000001,49.43052899},  
  aHIGH={-314741.3867,-1371.457846,14.01319759,-0.000403027502,  
    8.878332289999999e-008,-1.016221214e-011,4.704254090000001e-016},  
  bHIGH={-35043.3994,-46.19379241},  
  R=56.37973672415301);
```

```
constant IdealGases.Common.DataRecord RbNa(  
  name="RbNa",  
  MM=0.10845757,  
  Hf=1212182.127997151,  
  H0=98334.56530512347,  
  Tlimit=1000,  
  aLOW={29744.55567,-508.279059,7.73403352,-0.0101300684,1.745455325e-005,-1.3  
9872547e-008,  
    3.96810677e-012},  
  bLOW={16823.79436,-12.4008529},
```

```

    ahigh={4297114.27,-18310.13588,34.543942,-0.02230134993,7.33987453e-006,-1.0
64784996e-009,
        5.61759846e-014},
    bhigh={124261.0951,-199.366198},
    R=76.6610574070579);

```

```

constant IdealGases.Common.DataRecord RbO (
    name="RbO",
    MM=0.1014672,
    Hf=517303.3650283047,
    H0=101876.5078764369,
    Tlimit=1000,
    alow={190008.1316,-3428.22899,24.80251273,-0.0505165458,
        6.476338760000001e-005,-4.198012420000001e-008,1.093889043e-011},
    blow={20838.9845,-109.755915},
    ahigh={617075.688,-2175.08962,8.29041221,-0.002996487663,1.233144275e-006,-2
.115810631e-010,
        1.24260743e-014},
    bhigh={18281.64827,-21.17386042},
    R=81.94246022359934);

```

```

constant IdealGases.Common.DataRecord RbOH (
    name="RbOH",
    MM=0.10247514,
    Hf=-2322514.514251945,
    H0=114771.2703783572,
    Tlimit=1000,
    alow={12138.32721,-544.141159,8.459814639999999,-0.00356152656,
        2.99287239e-006,-7.2802674e-010,-4.55384718e-014},
    blow={-27872.62486,-19.13421991},
    ahigh={895858.313,-2332.339,7.97119248,0.0001044439355,-6.32825775e-008,
        1.029358824e-011,-5.74327779e-016},
    bhigh={-15155.68947,-19.50051629},
    R=81.13647856445964);

```

```

constant IdealGases.Common.DataRecord Rb2Br2 (
    name="Rb2Br2",
    MM=0.3307436,
    Hf=-1668366.169443641,
    H0=65599.35248936033,
    Tlimit=1000,
    alow={-8005.5254,-21.11968088,10.08629404,-0.000191193609,2.36605949e-007,-1
.53372238e-010,
        4.04872506e-014},
    blow={-69273.136,-9.622434630000001},
    ahigh={-10145.35336,-0.360155032,10.00031058,-1.380745805e-007,
        3.30206795e-011,-4.02158182e-015,1.953006729e-019},
    bhigh={-69379.6088,-9.12256236},
    R=25.13872377273513);

```

```

constant IdealGases.Common.DataRecord Rb2CL2 (
    name="Rb2CL2",
    MM=0.2418416,
    Hf=-2556936.176406375,
    H0=85947.05790897844,
    Tlimit=1000,
    alow={-11250.39522,-67.56953990000001,10.27381915,-0.000603184899,

```

```
7.43332478e-007,-4.803372160000001e-010,1.264973638e-013},
blow={-77067.575,-13.63652575},
ahigh={-18188.75133,-1.13790358,10.00097318,-4.3021564e-007,
1.024725787e-010,-1.244291058e-014,6.02891239e-019},
bhigh={-77408.9767,-12.04843385},
R=34.37982547254071);
```

```
constant IdealGases.Common.DataRecord Rb2F2 (
  name="Rb2F2",
  MM=0.2089324064,
  Hf=-4091817.840662175,
  H0=90410.85739392509,
  Tlimit=1000,
  alow={-8178.3471,-333.473354,11.31540799,-0.002842914926,3.45495958e-006,-2.
209373419e-009,
5.77207327e-013},
  blow={-104223.0504,-23.68991587},
  ahigh={-43765.7439,-5.76145204,10.00482691,-2.104159548e-006,
4.96241627e-010,-5.98217497e-014,2.882751742e-018},
  bhigh={-105917.6154,-16.03254014},
  R=39.79503296430707);
```

```
constant IdealGases.Common.DataRecord Rb2I2 (
  name="Rb2I2",
  MM=0.42474454,
  Hf=-1019333.837699244,
  H0=52307.95432944236,
  Tlimit=1000,
  alow={-5839.66355,-9.5275379,10.03904495,-8.668754e-005,1.074384368e-007,-6.
97212223e-011,
1.842065721e-014},
  blow={-55027.8096,-7.17411332},
  ahigh={-6799.83464,-0.1642527699,10.000142,-6.321420729999999e-008,
1.51281117e-011,-1.843027189e-015,8.951244179999999e-020},
  bhigh={-55075.7962,-6.94804539},
  R=19.57522985463216);
```

```
constant IdealGases.Common.DataRecord Rb2O (
  name="Rb2O",
  MM=0.186935,
  Hf=-582712.8199641587,
  H0=76046.64188086768,
  Tlimit=1000,
  alow={19712.76138,-462.750886,8.58829313,-0.003085559728,3.45198014e-006,-2.
068570368e-009,
5.132480499999999e-013},
  blow={-12848.54711,-12.64891828},
  ahigh={-38463.6009,-10.82831019,7.00842189,-3.47622812e-006,7.86978506e-010,
-9.195683850000001e-014,4.325201520000001e-018},
  bhigh={-15253.73768,-3.23038878},
  R=44.47787733704229);
```

```
constant IdealGases.Common.DataRecord Rb2O2 (
  name="Rb2O2",
  MM=0.2029344,
  Hf=-1063636.662882192,
  H0=83017.6254001293,
```

```

Tlimit=1000,
alow={32605.5323,-757.816472,10.70815124,0.001148004329,-3.29124367e-006,
      2.853106637e-009,-8.72159068e-013},
blow={-24753.17258,-24.3427646},
ahigh={-131856.7396,-96.477377900000001,10.07222726,-2.894921706e-005,
      6.4056391e-009,-7.35141939e-013,3.40856171e-017},
bhigh={-28821.79733,-19.10948823},
R=40.97123011179967);

```

```

constant IdealGases.Common.DataRecord Rb2O2H2 (
  name="Rb2O2H2",
  MM=0.20495028,
  Hf=-3117829.358418052,
  H0=114210.036697681,
  Tlimit=1000,
  alow={-4577.07653,-841.7631,17.04083828,-0.00535788254,3.95177877e-006,-2.05
1775094e-010,
      -4.08541691e-013},
  blow={-76949.8217,-54.3541278},
  ahigh={1792711.652,-4659.406599999999,16.93822422,0.0002106246492,-1.2696174
7e-007,
      2.063382927e-011,-1.150861507e-015},
  bhigh={-50241.1763,-60.270549200000001},
  R=40.56823928222982);

```

```

constant IdealGases.Common.DataRecord Rb2SO4 (
  name="Rb2SO4",
  MM=0.2669982,
  Hf=-4107114.025487812,
  H0=87348.70871788649,
  Tlimit=1000,
  alow={60948.549300000001,-688.97059,7.03424218,0.0393394547,-5.49892051e-005,
      3.71634108e-008,-9.9198633800000001e-012},
  blow={-131187.7657,-4.450168488},
  ahigh={-530289.831,-951.543545,19.71013517,-0.0002842916301,
      6.2891429399999999e-008,-7.2193243e-012,3.34871819e-016},
  bhigh={-133871.3151,-70.562468819999999},
  R=31.1405545056109);

```

```

constant IdealGases.Common.DataRecord Rn (
  name="Rn",
  MM=0.2220176,
  Hf=0,
  H0=27914.12933028733,
  Tlimit=1000,
  alow={3.38943209e-006,-1.311675533e-007,2.500000001,-2.978593139e-012,
      4.33705073e-015,-3.18204022e-018,9.24778703e-022},
  blow={-745.374999,6.95244198},
  ahigh={27301.90029,-82.846726200000001,2.598178483,-5.81372985e-005,
      1.819136527e-008,-2.866656182e-012,1.789322176e-016},
  bhigh={-220.280934,6.25500571},
  R=37.44960759867686);

```

```

constant IdealGases.Common.DataRecord Rnplus (
  name="Rnplus",
  MM=0.2220170514,
  Hf=4699054.678103881,

```



```
H0=27914.19830558113,  
Tlimit=1000,  
alow={-0.09697148970000001,0.001106742047,2.499994937,1.189388239e-008,-1.51  
5895754e-011,  
9.95893481e-015,-2.640751817e-018},  
blow={124730.476,8.338761699999999},  
ahigh={-19982.85319,59.3067566,2.432476003,3.71602592e-005,-1.012057848e-008  
,  
1.192256661e-012,-3.18452198e-017},  
bhigh={124352.8478,8.821997789999999},  
R=37.44970013595992);
```

```
constant IdealGases.Common.DataRecord S(  
  name="S",  
  MM=0.032065,  
  Hf=8644004.366131296,  
  H0=207622.7974426945,  
  Tlimit=1000,  
  alow={-317.484182,-192.4704923,4.68682593,-0.0058413656,7.53853352e-006,-4.8  
6358604e-009,  
1.256976992e-012},  
  blow={33235.9218,-5.718523969},  
  ahigh={-485424.479,1438.830408,1.258504116,0.000379799043,1.630685864e-009,  
-9.547095849999999e-012,8.041466646e-016},  
  bhigh={23349.9527,15.59554855},  
  R=259.300545766412);
```

```
constant IdealGases.Common.DataRecord Splus(  
  name="Splus",  
  MM=0.03206445140000001,  
  Hf=39997454.25240614,  
  H0=193280.337863507,  
  Tlimit=1000,  
  alow={0,0,2.5,0,0,0,0},  
  blow={153502.6117,5.43622334},  
  ahigh={1346218.684,-4056.87151,7.15343655,-0.002523562352,6.42953961e-007,-6  
.43167216e-011,  
2.141387919e-015},  
  bhigh={179282.3835,-27.86935079},  
  R=259.3049822146652);
```

```
constant IdealGases.Common.DataRecord Sminus(  
  name="Sminus",  
  MM=0.0320655486,  
  Hf=2194520.539093474,  
  H0=201615.2937423937,  
  Tlimit=1000,  
  alow={-2596.051473,-142.2398653,4.00782567,-0.00360885591,4.23623e-006,-2.52  
0987604e-009,  
6.07947976e-013},  
  blow={8197.79307,-2.582377345},  
  ahigh={2730.311692,141.4072078,2.403340775,3.69357753e-005,-7.94408044e-009,  
8.95220838e-013,-4.09966282e-017},  
  bhigh={6931.1957,6.574986902},  
  R=259.2961094699624);
```

```
constant IdealGases.Common.DataRecord SCL(  

```

```

    name="SCL",
    MM=0.067518,
    Hf=2317382.031458278,
    H0=145430.122337747,
    Tlimit=1000,
    alow={16130.51454,-560.624955,8.06493113,-0.0091863264,1.224205395e-005,-8.2
095620199999999e-009,
        2.205087197e-012},
    blow={19977.3928,-16.9335441},
    ahigh={-94051.23449999999,362.976085,4.06995936,0.0003034029742,-8.24830139e
-008,
        1.252700734e-011,-6.41746365e-016},
    bhigh={15231.11069,6.014528409},
    R=123.1445244231168);

```

```

constant IdealGases.Common.DataRecord SCL2(
    name="SCL2",
    MM=0.102971,
    Hf=-170659.7003039691,
    H0=120862.4272853522,
    Tlimit=1000,
    alow={57923.1183,-1062.447681,10.37694738,-0.00613022902,
        6.463485999999999e-006,-3.67903805e-009,8.73193165e-013},
    blow={1262.475821,-26.91769492},
    ahigh={-234103.9963,428.7569580000001,6.47141539,0.000317947674,-9.74748308e
-008,
        1.39331857e-011,-6.39479517e-016},
    bhigh={-7210.4737,-2.774273151},
    R=80.7457633702693);

```

```

constant IdealGases.Common.DataRecord SCL2plus(
    name="SCL2plus",
    MM=0.1029704514,
    Hf=8753805.919510614,
    H0=120940.0059015377,
    Tlimit=1000,
    alow={49348.7687,-960.1641020000001,9.88479278,-0.004950257170000001,
        4.94628697e-006,-2.678720604e-009,6.07684403e-013},
    blow={111281.2037,-23.42664942},
    ahigh={-233940.3605,551.628326,6.12521216,0.000677105632,-2.674382769e-007,
        4.93593888e-011,-2.955831247e-015},
    bhigh={102678.7381,0.1365611954},
    R=80.74619356286517);

```

```

constant IdealGases.Common.DataRecord SD(
    name="SD",
    MM=0.034079102,
    Hf=4063806.962988637,
    H0=272731.4528416858,
    Tlimit=1000,
    alow={-32955.7499,164.7104687,4.97898455,-0.008031585710000001,
        1.653766397e-005,-1.345197981e-008,4.00043153e-012},
    blow={14358.62329,-1.997334017},
    ahigh={245673.249,-1180.034105,5.28469005,-0.0002384319882,
        6.0099602900000001e-008,-7.13116364e-012,4.0358587e-016},
    bhigh={22655.45124,-8.350483655},
    R=243.9756775281227);

```

```
constant IdealGases.Common.DataRecord SF(  
  name="SF",  
  MM=0.0510634032,  
  Hf=302478.0964853514,  
  H0=185457.9484823683,  
  Tlimit=1000,  
  a_low={12064.56774,-291.027077,5.48010157,-0.001975880235,2.47368599e-006,-1.  
610904623e-009,  
    4.31003854e-013},  
  b_low={1991.337574,-4.544138975},  
  a_high={763458.075,-2423.63843,7.35219871,-0.001598026079,4.86851502e-007,-6.  
47800053e-011,  
    2.98029731e-015},  
  b_high={15774.61591,-19.02584835},  
  R=162.8264369187207);  
  
constant IdealGases.Common.DataRecord SFplus(  
  name="SFplus",  
  MM=0.0510628546,  
  Hf=19477372.06998999,  
  H0=173596.2094058094,  
  Tlimit=1000,  
  a_low={65783.0367,-698.669997,5.62129224,-0.000690927411,-1.28239278e-007,  
    4.02132042e-010,-1.424033453e-013},  
  b_low={122175.1247,-6.682377715},  
  a_high={-937494.39,2377.21424,2.052929113,0.001081609837,-1.535468024e-007,  
    8.2226919e-012,3.25974688e-017},  
  b_high={102684.9122,18.87705768},  
  R=162.8281862643848);  
  
constant IdealGases.Common.DataRecord SFminus(  
  name="SFminus",  
  MM=0.0510639518,  
  Hf=-4530532.495920145,  
  H0=173803.7634603909,  
  Tlimit=1000,  
  a_low={50198.7928,-532.154931,4.90484901,0.0009915307419999999,-2.270841545e-  
006,  
    1.844749756e-009,-5.3570572e-013},  
  b_low={-26113.88646,-3.637468065},  
  a_high={206892.3125,-1324.372811,6.64621124,-0.001641781588,6.78388312e-007,  
    -1.198331099e-010,7.12173954e-015},  
  b_high={-21509.94816,-14.70239183},  
  R=162.8246876106444);  
  
constant IdealGases.Common.DataRecord SF2(  
  name="SF2",  
  MM=0.0700618064,  
  Hf=-4184715.597056031,  
  H0=157694.6637219448,  
  Tlimit=1000,  
  a_low={68708.711300000001,-843.241825,6.2694964,0.00648414245,-1.145126533e-00  
5,  
    8.7702915600000001e-009,-2.542611601e-012},  
  b_low={-32299.807,-8.80002578},  
  a_high={-170261.2287,-149.7038204,7.11093414,-4.4077416e-005,9.68220831e-009,  
    -1.104468959e-012,5.09530878e-017},  
  b_high={-37042.8949,-10.9525396},
```

```
R=118.6733889293497);
```

```
constant IdealGases.Common.DataRecord SF2plus(
  name="SF2plus",
  MM=0.07006125780000001,
  Hf=10077122.83749493,
  H0=160347.9633789846,
  Tlimit=1000,
  alow={131164.8923,-1552.127914,9.803424720000001,-0.002488118587,
    7.501565130000001e-007,3.135384495e-010,-1.986281446e-013},
  blow={91377.5839,-27.92300566},
  ahigh={-384753.102,532.789302,6.2819089,0.000452279012,-1.426421096e-007,
    2.079708115e-011,-9.69170989e-016},
  bhigh={78842.1381,-4.21611053},
  R=118.6743181764573);
```

```
constant IdealGases.Common.DataRecord SF2minus(
  name="SF2minus",
  MM=0.07006235499999999,
  Hf=-5634908.504003327,
  H0=173058.3421011184,
  Tlimit=1000,
  alow={52845.7248,-1032.342905,10.06404631,-0.00520950325,5.16838137e-006,-2.
783420867e-009,
    6.28641008e-013},
  blow={-44233.037800000001,-26.9926697},
  ahigh={-93766.18949999999,-36.3899527,7.02794282,-1.142143365e-005,
    2.566295898e-009,-2.981125977e-013,1.395700722e-017},
  bhigh={-49670.5033,-8.483087898999999},
  R=118.6724596967944);
```

```
constant IdealGases.Common.DataRecord SF3(
  name="SF3",
  MM=0.0890602096,
  Hf=-5660231.401476514,
  H0=152124.7823337708,
  Tlimit=1000,
  alow={128400.8253,-2084.871223,14.23421102,-0.00401503219,
    9.152258039999999e-007,1.109809721e-009,-5.98860272e-013},
  blow={-52395.1734,-51.87194724},
  ahigh={-241128.346,-141.8950375,10.10590548,-4.231526910000001e-005,
    9.336120599999999e-009,-1.068727665e-012,4.9443426e-017},
  bhigh={-63584.4586,-24.89561796},
  R=93.35787595092299);
```

```
constant IdealGases.Common.DataRecord SF3plus(
  name="SF3plus",
  MM=0.08905966100000001,
  Hf=4419323.760956152,
  H0=139335.2260795154,
  Tlimit=1000,
  alow={215763.3857,-2564.488498,13.23216044,-0.0001749580869,-3.71295871e-006
,
    3.58068842e-009,-1.084376153e-012},
  blow={58760.8842,-50.24130184},
  ahigh={-377826.075,-162.1770252,9.96026597,0.0001237729568,-6.44220788999999
9e-008,
```

```
1.300856025e-011,-7.9151069800000001e-016},  
bhigh={44154.26809999999,-26.7390077},  
R=93.35845102756454);
```

```
constant IdealGases.Common.DataRecord SF3minus(  
  name="SF3minus",  
  MM=0.08906075819999999,  
  Hf=-8871743.548664289,  
  H0=154084.6190550397,  
  Tlimit=1000,  
  alow={154650.0675,-2469.768526,16.57548496,-0.01020137434,9.36800846e-006,-4  
.7256726e-009,  
    1.009661431e-012},  
  blow={-85001.579,-65.32166474},  
  ahigh={-225386.0964,-130.8890242,10.0997238,-4.05234553e-005,  
    9.0645652200000001e-009,-1.049320641e-012,4.89920126e-017},  
  bhigh={-98002.272,-25.24368023},  
  R=93.35730088136619);
```

```
constant IdealGases.Common.DataRecord SF4(  
  name="SF4",  
  MM=0.1080586128,  
  Hf=-7033220.03037966,  
  H0=142356.8339570615,  
  Tlimit=1000,  
  alow={163618.3265,-2531.316261,15.59106568,0.00332670431,-1.054935525e-005,  
    9.39136305e-009,-2.914816694e-012},  
  blow={-81155.5892,-61.31532958},  
  ahigh={-377712.516,-293.7595659,13.21902007,-8.74766945e-005,  
    1.929905265e-008,-2.209423506e-012,1.022335559e-016},  
  bhigh={-94831.7534,-42.43061278},  
  R=76.944093437409);
```

```
constant IdealGases.Common.DataRecord SF4plus(  
  name="SF4plus",  
  MM=0.1080580642,  
  Hf=3850818.215934689,  
  H0=152747.0172836948,  
  Tlimit=1000,  
  alow={230958.7324,-3383.77767,21.01756367,-0.01106529555,  
    9.0380972800000001e-006,-4.05591264e-009,7.71257518e-013},  
  blow={64253.7515,-89.382249080000001},  
  ahigh={-418917.275,40.0288964,12.83873264,0.0001340235036,-4.81813518e-008,  
    7.574595959999999e-012,-3.69667078e-016},  
  bhigh={44699.4423,-37.60378598},  
  R=76.94448407488684);
```

```
constant IdealGases.Common.DataRecord SF4minus(  
  name="SF4minus",  
  MM=0.1080591614,  
  Hf=-8212763.346505111,  
  H0=171020.3999417675,  
  Tlimit=1000,  
  alow={100552.3355,-2267.351994,19.7928456,-0.01163761842,1.161792139e-005,-6  
.28889547e-009,  
    1.426371272e-012},  
  blow={-98955.9743,-79.16366078},
```

```

ahigh={320882.208,-1710.416599,14.94425485,-0.001057207329,2.74284692e-007,
-2.905761211e-011,1.084482543e-015},
bhigh={-100523.1225,-51.64256578},
R=76.94370280389758);

```

```

constant IdealGases.Common.DataRecord SF5 (
  name="SF5",
  MM=0.127057016,
  Hf=-7104395.455029419,
  H0=148055.4131697851,
  Tlimit=1000,
  alow={222417.685,-4043.99175,27.07196786,-0.01744176604,1.604198715e-005,-7.
99724302e-009,
  1.667968061e-012},
  blow={-92200.7827,-123.2426279},
  ahigh={-389242.637,-182.5826536,16.13765057,-5.54483423e-005,
  1.231433706e-008,-1.417173409e-012,6.5848894e-017},
  bhigh={-113567.1054,-55.77524201},
  R=65.43890500308933);

```

```

constant IdealGases.Common.DataRecord SF5plus (
  name="SF5plus",
  MM=0.1270564674,
  Hf=1358797.466456241,
  H0=128662.0377106439,
  Tlimit=1000,
  alow={377713.562,-5646.07512,30.4940427,-0.02176488368,1.941993792e-005,-9.5
5620114e-009,
  2.000077302e-012},
  blow={45922.0481,-148.9889627},
  ahigh={-981434.232,720.881739,15.64386818,-0.0002452519972,2.241690996e-007,
-3.99003589e-011,2.279087545e-015},
  bhigh={9090.95319,-55.31460631},
  R=65.43918755291948);

```

```

constant IdealGases.Common.DataRecord SF5minus (
  name="SF5minus",
  MM=0.1270575646,
  Hf=-9480917.494305568,
  H0=149931.356389307,
  Tlimit=1000,
  alow={209503.1134,-3930.08114,27.02127215,-0.01792973203,1.718122152e-005,-9
.00056019e-009,
  1.988018147e-012},
  blow={-129181.6581,-123.1672857},
  ahigh={-373321.92,-179.3729521,16.13699748,-5.57753997e-005,
  1.249477046e-008,-1.448104799e-012,6.7674623e-017},
  bhigh={-149855.4401,-56.31439391},
  R=65.4386224556991);

```

```

constant IdealGases.Common.DataRecord SF6 (
  name="SF6",
  MM=0.1460554192,
  Hf=-8348885.694752777,
  H0=115983.830608868,
  Tlimit=1000,
  alow={330952.674,-4737.68505,22.47738068,0.01046954309,-2.560641961e-005,

```

```
2.153716967e-008,-6.51609896e-012},
blow={-125536.0583,-109.1760145},
ahigh={-730672.65,-636.705655,19.47442853,-0.0001894325671,4.17872283e-008,
-4.783744495e-012,2.213516129e-016},
bhigh={-151060.9837,-81.47574587},
R=56.92682986733026);
```

```
constant IdealGases.Common.DataRecord SF6minus(
  name="SF6minus",
  MM=0.1460559678,
  Hf=-9187409.821127487,
  H0=119753.504519245,
  Tlimit=1000,
  alow={498580.921,-6934.44574,34.4131833,-0.0198403236,1.497871222e-005,-6.13
3234650000001e-009,
1.045159581e-012},
  blow={-129706.9066,-174.7984495},
  ahigh={-681807.3509999999,-594.742996,19.45009842,-0.0001820212649,
4.05707957e-008,-4.683820930000001e-012,2.182263999e-016},
  bhigh={-165890.2452,-79.65845887},
  R=56.92661604478445);
```

```
constant IdealGases.Common.DataRecord SH(
  name="SH",
  MM=0.03307294,
  Hf=4297631.507812732,
  H0=275092.2355254779,
  Tlimit=1000,
  alow={6389.43468,-374.796092,7.54814577,-0.01288875477,1.907786343e-005,-1.2
65033728e-008,
3.23515869e-012},
  blow={17429.02395,-17.60761843},
  ahigh={1682631.601,-5177.15221,9.198168519999999,-0.002323550224,
6.543914779999999e-007,-8.468470419999999e-011,3.86474155e-015},
  bhigh={48992.14490000001,-37.70400275},
  R=251.3980311396568);
```

```
constant IdealGases.Common.DataRecord SHminus(
  name="SHminus",
  MM=0.0330734886,
  Hf=-2617628.186946085,
  H0=261420.9859917832,
  Tlimit=1000,
  alow={38780.7076,-574.25906,6.89854446,-0.01001352412,1.486460572e-005,-9.75
03689e-009,
2.446909813e-012},
  blow={-8735.38898,-16.15966489},
  ahigh={1198715.402,-3894.84682,7.66042233,-0.00135523759,3.34237024e-007,-3.
35072231e-011,
9.05508478e-016},
  bhigh={13174.77387,-28.18370616},
  R=251.3938611241634);
```

```
constant IdealGases.Common.DataRecord SN(
  name="SN",
  MM=0.0460717,
  Hf=5803743.143838843,
```

```

H0=203880.3213252387,
Tlimit=1000,
alow={-68354.1235,1147.567483,-2.877802574,0.0172486432,-2.058999904e-005,
1.26136964e-008,-3.139030141e-012},
blow={25641.43612,42.24006964},
ahigh={-483728.446,1058.07559,3.086198804,0.000911136078,-2.764061722e-007,
4.157370109999999e-011,-2.128351755e-015},
bhigh={23793.45477,10.33222139},
R=180.4680964670286);

```

```

constant IdealGases.Common.DataRecord SO(
  name="SO",
  MM=0.0480644,
  Hf=99040.16278160134,
  H0=183048.2852173334,
  Tlimit=1000,
  alow={-33427.57,640.38625,-1.006641228,0.01381512705,-1.704486364e-005,
1.06129493e-008,-2.645796205e-012},
  blow={-3371.29219,30.93861963},
  ahigh={-1443410.557,4113.87436,-0.538369578,0.002794153269,-6.63335226e-007,
7.838221189999999e-011,-3.56050907e-015},
  bhigh={-27088.38059,36.15358329},
  R=172.9860770133404);

```

```

constant IdealGases.Common.DataRecord SOminus(
  name="SOminus",
  MM=0.0480649486,
  Hf=-2204685.307829498,
  H0=196965.0291064703,
  Tlimit=1000,
  alow={8420.196969999999,-69.1658668,3.83766661,0.002166482062,-2.811222562e-
006,
1.793426453e-009,-4.52179595e-013},
  blow={-13541.62531,4.316141603},
  ahigh={176715.6147,-663.398736,5.17727981,-0.0002853461125,7.21442153e-008,
-3.67646949e-012,-2.910092894e-016},
  bhigh={-9984.43801,-3.951456757},
  R=172.9841025982081);

```

```

constant IdealGases.Common.DataRecord SOF2(
  name="SOF2",
  MM=0.08606120640000001,
  Hf=-6796933.687882859,
  H0=146696.1192865639,
  Tlimit=1000,
  alow={61145.7965,-908.1119669999999,6.88362326,0.01192459695,-1.67100641e-00
5,
1.110723646e-008,-2.910788226e-012},
  blow={-67429.3584,-11.25458745},
  ahigh={-251055.5779,-607.4439609999999,10.45046709,-0.0001796384979,
3.96416973e-008,-4.54305524e-012,2.104969923e-016},
  bhigh={-70720.71710000001,-29.04334504},
  R=96.61114859761017);

```

```

constant IdealGases.Common.DataRecord SO2(
  name="SO2",
  MM=0.0640638,

```



```
Hf=-4633037.690552231,  
H0=164650.3485587805,  
Tlimit=1000,  
alow={-53108.4214,909.031167,-2.356891244,0.02204449885,-2.510781471e-005,  
1.446300484e-008,-3.36907094e-012},  
blow={-41137.520800000001,40.45512519},  
ahigh={-112764.0116,-825.226138,7.61617863,-0.000199932761,5.65563143e-008,  
-5.45431661e-012,2.918294102e-016},  
bhigh={-33513.0869,-16.55776085},  
R=129.7842463294403);
```

```
constant IdealGases.Common.DataRecord SO2minus(  
  name="SO2minus",  
  MM=0.0640643486,  
  Hf=-6378057.030614996,  
  H0=167791.1542832732,  
  Tlimit=1000,  
  alow={94609.01659999999,-856.269105,5.36007422,0.00760957674,-1.092005659e-0  
05,  
7.20254773e-009,-1.85013822e-012},  
  blow={-45800.9481,-3.929956604},  
  ahigh={-179340.0005,-366.316876,7.27444105,-0.0001101944663,  
2.443328132e-008,-2.809735019e-012,1.305160431e-016},  
  bhigh={-49730.7261,-12.61421156},  
  R=129.7831349525343);
```

```
constant IdealGases.Common.DataRecord SO2CL2(  
  name="SO2CL2",  
  MM=0.1349698,  
  Hf=-2628759.915181026,  
  H0=118757.7072797026,  
  Tlimit=1000,  
  alow={6821.59239,-584.9569200000001,8.59675691,0.01197228675,-1.3337607e-005  
,  
7.126128999999999e-009,-1.496150016e-012},  
  blow={-42307.8381,-16.52458363},  
  ahigh={-237663.9109,-964.7740410000001,13.71469904,-0.0002850327057,  
6.29350962e-008,-7.21784426e-012,3.34684022e-016},  
  bhigh={-41900.7299,-44.81942574999999},  
  R=61.60246218042851);
```

```
constant IdealGases.Common.DataRecord SO2FCL(  
  name="SO2FCL",  
  MM=0.1185152032,  
  Hf=-4695363.843412791,  
  H0=124042.9970422563,  
  Tlimit=1000,  
  alow={36845.613,-803.8358949999999,7.52618688,0.01620141782,-1.97059527e-005  
,  
1.16625033e-008,-2.759241465e-012},  
  blow={-65035.9819,-12.99745646},  
  ahigh={-291540.2438,-1107.134423,13.81845158,-0.000325851446,7.184741e-008,  
-8.230625200000001e-012,3.81292562e-016},  
  bhigh={-65524.7269,-47.09166446},  
  R=70.15531995476509);
```

```
constant IdealGases.Common.DataRecord SO2F2(  

```

```

name="SO2F2",
MM=0.1020606064,
Hf=-7446555.794714541,
H0=132180.7842991613,
Tlimit=1000,
alow={55331.5353,-807.463968,5.28717216,0.02294547775,-2.891025299e-005,
      1.785631907e-008,-4.4189195e-012},
blow={-88994.28820000001,-4.124256607},
ahigh={-340390.445,-1309.288764,13.96601541,-0.000384008815,
      8.456688780000001e-008,-9.678246870000001e-012,4.48001428e-016},
bhigh={-89019.9414,-51.0927005},
R=81.46602585735764);

```

```

constant IdealGases.Common.DataRecord SO3(
  name="SO3",
  MM=0.0800632,
  Hf=-4944843.573576874,
  H0=145990.9046852986,
  Tlimit=1000,
  alow={-39528.5529,620.857257,-1.437731716,0.02764126467,-3.144958662e-005,
      1.792798e-008,-4.12638666e-012},
  blow={-51841.0617,33.91331216},
  ahigh={-216692.3781,-1301.022399,10.96287985,-0.000383710002,
      8.466889039999999e-008,-9.70539929e-012,4.49839754e-016},
  bhigh={-43982.83990000001,-36.55217314},
  R=103.8488594010732);

```

```

constant IdealGases.Common.DataRecord S2(
  name="S2",
  MM=0.06412999999999999,
  Hf=2005301.730859192,
  H0=142399.9688133479,
  Tlimit=1000,
  alow={35280.9178,-422.215658,4.67743349,0.001724046361,-3.86220821e-006,
      3.33615634e-009,-9.93066154e-013},
  blow={16547.67715,-0.7957279032},
  ahigh={-15881.28788,631.548088,2.449628069,0.001986240565,-6.50792724e-007,
      1.002813651e-010,-5.59699005e-015},
  bhigh={10855.08427,14.58544515},
  R=129.650272883206);

```

```

constant IdealGases.Common.DataRecord S2minus(
  name="S2minus",
  MM=0.0641305486,
  Hf=-579012.4333974589,
  H0=149649.6632183807,
  Tlimit=1000,
  alow={10255.58251,-616.6128249999999,8.182052840000001,-0.008311203580000001,
      9.72027416e-006,-5.77547678e-009,1.393690695e-012},
  blow={-3063.559874,-19.06068041},
  ahigh={483020.403,-1319.171302,6.03177848,-0.0007965560690000001,
      2.28224169e-007,-2.504364698e-011,7.28055078e-016},
  bhigh={2660.25849,-9.010480318999999},
  R=129.6491637996061);

```

```

constant IdealGases.Common.DataRecord S2CL2(

```

```
name="S2CL2",
MM=0.135036,
Hf=-123937.3204182589,
H0=122343.382505406,
Tlimit=1000,
alow={79749.74740000001,-1636.770024,15.83744686,-0.01186906072,
      1.413008027e-005,-8.48490393e-009,1.981743887e-012},
blow={3276.87242,-52.93745205},
ahigh={632881.6,-3442.7058,15.1963735,-0.002960877176,6.88828437e-007,-7.990
692529999999e-011,
      3.69246606e-015},
bhigh={15266.72656,-54.53315445000001},
R=61.5722622115584);
```

constant IdealGases.Common.DataRecord S2F2 (

```
name="S2F2",
MM=0.1021268064,
Hf=-3930535.127357121,
H0=134322.1479605574,
Tlimit=1000,
alow={125290.4041,-1941.243874,13.25382183,-0.001341525124,-2.772465632e-006
,
      3.65816929e-009,-1.299531209e-012},
blow={-40672.0825,-45.60828617},
ahigh={-259175.7719,-105.9653069,10.06588551,-2.274618148e-005,
      5.41234314e-009,-9.91138714e-013,9.621861440000001e-017},
bhigh={-51476.75180000001,-23.7566614},
R=81.41321845936034);
```

constant IdealGases.Common.DataRecord S2O (

```
name="S2O",
MM=0.0801294,
Hf=-699312.5494512626,
H0=138882.320346839,
Tlimit=1000,
alow={10927.0331,-95.23099869999999,3.14452543,0.011768542,-1.58026684e-005,
      1.03764504e-008,-2.70862226e-012},
blow={-7500.4719,11.04169896},
ahigh={-144213.979,-327.643013,7.24428611,-9.7765383e-005,2.1627127e-008,-2.
48278222e-012,
      1.15177875e-016},
bhigh={-7438.55393,-10.85180744},
R=103.7630632452009);
```

constant IdealGases.Common.DataRecord S3 (

```
name="S3",
MM=0.09619499999999999,
Hf=1504634.627579396,
H0=124479.733873902,
Tlimit=1000,
alow={72453.9574,-1162.146759,9.95541368,-0.00415802622,3.24177839e-006,-1.2
64648239e-009,
      1.777450535e-013},
blow={21462.75475,-25.87525865},
ahigh={-111780.5401,-51.979083900000001,7.03876084,-1.546804022e-005,
      3.40834041e-009,-3.89686236e-013,1.800860389e-017},
bhigh={15254.06485,-7.610045099},
R=86.43351525547067);
```

```

constant IdealGases.Common.DataRecord S4 (
  name="S4",
  MM=0.12826,
  Hf=1057479.596132855,
  H0=111338.944331826,
  Tlimit=1000,
  a_low={119866.4135,-2040.786521,15.10235054,-0.0070411043,5.350405e-006,-2.00
2348038e-009,
    2.569940995e-013},
  b_low={24109.09409,-55.03153238},
  a_high={-206833.3537,-96.96151430000001,10.0724321,-2.895047053e-005,
    6.38780619e-009,-7.31176743e-013,3.38226529e-017},
  b_high={13211.0953,-23.44872237},
  R=64.82513644160301);

constant IdealGases.Common.DataRecord S5 (
  name="S5",
  MM=0.160325,
  Hf=829523.4929050366,
  H0=118842.0645563699,
  Tlimit=1000,
  a_low={136137.0439,-2955.476536,26.33358816,-0.0412580653,7.05681403e-005,-5.
6110953300000001e-008,
    1.6594572e-011},
  b_low={26753.07046,-106.9711067},
  a_high={-4038495.16,8601.80388,7.4437809,0.001533393812,-2.532718676e-007,
    2.145210795e-011,-7.2131026800000001e-016},
  b_high={-46869.2542,11.04229196},
  R=51.8601091532824);

constant IdealGases.Common.DataRecord S6 (
  name="S6",
  MM=0.19239,
  Hf=526613.5454025677,
  H0=118442.6373512137,
  Tlimit=1000,
  a_low={97803.072100000001,-2568.47013,24.67025557,-0.01619983175,
    1.712334526e-005,-9.74629674e-009,2.486964867e-012},
  b_low={20378.88389,-101.4410309},
  a_high={3686845.06,-7695.0179,18.60721995,0.002290382548,-1.219834021e-006,
    2.060780798e-010,-1.190354318e-014},
  b_high={60324.8648,-74.90245718},
  R=43.21675762773533);

constant IdealGases.Common.DataRecord S7 (
  name="S7",
  MM=0.224455,
  Hf=498498.0018266468,
  H0=117058.5106145998,
  Tlimit=1000,
  a_low={123365.5613,-3200.54364,30.15678887,-0.02197472483,2.487892075e-005,-1
.506049557e-008,
    3.76892599e-012},
  b_low={23900.05896,-127.5978171},
  a_high={-272639.6041,-73.7321522,19.05771987,-2.394575885e-005,
    5.4426713e-009,-6.379663479999999e-013,3.008212993e-017},
  b_high={7308.4588300000001,-61.59112428},
  R=37.04293510948742);

```

```
constant IdealGases.Common.DataRecord S8(  
  name="S8",  
  MM=0.25652,  
  Hf=394811.7963511617,  
  H0=123082.4964915017,  
  Tlimit=1000,  
  alow={314562.5719,-6116.51016,48.7532754,-0.0624179465,  
    7.421831750000001e-005,-3.72644931e-008,5.79942988e-012},  
  blow={35738.9084,-228.8701977},  
  ahigh={-8727921.130000001,12216.27968,22.09959617,-0.00349406483,  
    1.397604162e-006,-2.169815281e-010,1.212304364e-014},  
  bhigh={-86581.10819999999,-64.35742508},  
  R=32.4125682208015);  
  
constant IdealGases.Common.DataRecord Sc(  
  name="Sc",  
  MM=0.04495591,  
  Hf=8401570.761219159,  
  H0=155758.3641394424,  
  Tlimit=1000,  
  alow={-3700.80594,169.2506026,1.842242597,0.001364835821,-1.580085847e-006,  
    9.61311115e-010,-2.392381918e-013},  
  blow={43852.1524,10.72781921},  
  ahigh={8810382.649999999,-27112.32975,34.7658866,-0.01861104581,  
    5.290283900000001e-006,-6.58540806e-010,2.997850429e-014},  
  bhigh={216246.0097,-222.5618519},  
  R=184.9472516516738);  
  
constant IdealGases.Common.DataRecord Scplus(  
  name="Scplus",  
  MM=0.0449553614,  
  Hf=22625671.11739424,  
  H0=159311.8546256421,  
  Tlimit=1000,  
  alow={-5884.93016,147.9044408,2.009576456,0.000738956697,-6.61796482e-007,  
    6.84107376e-010,-2.164125532e-013},  
  blow={120843.9139,10.2657062},  
  ahigh={1973658.531,-4954.3841,6.36062735,-0.000716878592,2.464991123e-008,  
    9.632373790000001e-012,-8.544709642000001e-016},  
  bhigh={154342.3764,-22.61925782},  
  R=184.9495086029939);  
  
constant IdealGases.Common.DataRecord Scminus(  
  name="Scminus",  
  MM=0.0449564586,  
  Hf=7842228.65810876,  
  H0=137854.0079222344,  
  Tlimit=1000,  
  alow={0,0,2.5,0,0,0,0},  
  blow={41657.4639,8.270420720000001},  
  ahigh={0,0,2.5,0,0,0,0},  
  bhigh={41657.4639,8.270420720000001},  
  R=184.9449947554365);  
  
constant IdealGases.Common.DataRecord ScO(  
  name="ScO",  
  MM=0.06095531,
```

```

Hf=-903371.5684490819,
H0=144156.5304154798,
Tlimit=1000,
alow={-3136.784613,227.1981685,0.885075732,0.01052430774,-1.431954596e-005,
      9.652351069999999e-009,-2.586210633e-012},
blow={-8550.798769999999,20.12706847},
ahigh={1224192.443,-3918.91572,8.679848809999999,-0.001995893306,
      4.06698985e-007,-1.504459913e-011,-8.4729989e-016},
bhigh={16773.22594,-29.51656272},
R=136.4027514584045);

```

```

constant IdealGases.Common.DataRecord ScOplus(
  name="ScOplus",
  MM=0.0609547614,
  Hf=9206991.432830053,
  H0=143993.1155238678,
  Tlimit=1000,
  alow={45885.6027,-336.711437,3.5272064,0.0039888503,-5.568985429999999e-006,
      3.65028119e-009,-9.356491500000001e-013},
  blow={68383.5079,4.3398127},
  ahigh={-1814357.141,5853.42532,-3.65710121,0.00573436451,-2.092878161e-006,
      3.69564502e-010,-2.214038347e-014},
  bhigh={29553.64078,56.6088941},
  R=136.4039790991619);

```

```

constant IdealGases.Common.DataRecord ScO2(
  name="ScO2",
  MM=0.076954710000000001,
  Hf=-5375248.207679556,
  H0=139720.2718326143,
  Tlimit=1000,
  alow={47947.009600000001,-429.835859,3.4172065,0.01361338544,-2.047465023e-00
5,
      1.455906041e-008,-4.03808769e-012},
  blow={-48610.4953,7.67001333},
  ahigh={-190390.2542,-231.558882,7.17210491,-6.85920964e-005,
      1.510998557e-008,-1.727951588e-012,7.9889805e-017},
  bhigh={-51129.747500000001,-10.90764597},
  R=108.0437051871159);

```

```

constant IdealGases.Common.DataRecord Sc2O(
  name="Sc2O",
  MM=0.10591122,
  Hf=-217580.4225463553,
  H0=110562.827998771,
  Tlimit=1000,
  alow={25500.02615,-307.7608607,4.67121504,0.008696142249999999,-1.283873116e
-005,
      8.9889668100000001e-009,-2.461994147e-012},
  blow={-2614.951944,2.92001718},
  ahigh={-135088.0396,-185.4540692,7.13829408,-5.52943214e-005,
      1.221589315e-008,-1.400490463e-012,6.48885811e-017},
  bhigh={-4240.2351400000001,-9.37271095},
  R=78.50416603642182);

```

```

constant IdealGases.Common.DataRecord Sc2O2(
  name="Sc2O2",

```

```
MM=0.12191062,  
Hf=-4024022.02531658,  
H0=107732.8619934834,  
Tlimit=1000,  
alow={3468.44549,261.7988314,-0.3052099624,0.0307610407,-4.18347836e-005,  
      2.794218425e-008,-7.41267205e-012},  
blow={-61440.1321,29.15248555},  
ahigh={-297734.8677,-580.367792,10.43318377,-0.0001734165462,  
       3.83608979e-008,-4.403078029999999e-012,2.042208922e-016},  
bhigh={-59648.6628,-28.55828369},  
R=68.20137572920227);
```

```
constant IdealGases.Common.DataRecord Si(  
  name="Si",  
  MM=0.0280855,  
  Hf=16022502.71492407,  
  H0=268831.1762297271,  
  Tlimit=1000,  
  alow={98.36140810000001,154.6544523,1.87643667,0.001320637995,-1.529720059e-  
006,  
       8.95056277e-010,-1.95287349e-013},  
  blow={52635.1031,9.69828888},  
  ahigh={-616929.885,2240.683927,-0.444861932,0.001710056321,-4.10771416e-007,  
       4.55888478e-011,-1.889515353e-015},  
  bhigh={39535.5876,26.79668061},  
  R=296.0414448736893);
```

```
constant IdealGases.Common.DataRecord Siplus(  
  name="Siplus",  
  MM=0.0280849514,  
  Hf=44241060.89070889,  
  H0=261454.7874916387,  
  Tlimit=1000,  
  alow={-43297.9188,679.5894490000001,0.2257046144,0.004118600490000001,-4.234  
8815999999999e-006,  
       2.327995626e-009,-5.318388059e-013},  
  blow={145203.9813,19.3465051},  
  ahigh={59193.9023,-48.5673095,2.556312024,-3.50339716e-005,1.190298787e-008,  
       -2.082923821e-012,1.471452049e-016},  
  bhigh={149143.1392,5.24426714},  
  R=296.0472276266784);
```

```
constant IdealGases.Common.DataRecord Siminus(  
  name="Siminus",  
  MM=0.0280860486,  
  Hf=10995406.73727952,  
  H0=220658.5941747605,  
  Tlimit=1000,  
  alow={-794.014667,5.56741842,2.499837183,-9.48139446e-005,3.17124693e-007,-4  
.19132318e-010,  
       2.03592438e-013},  
  blow={36364.4338,5.27011984},  
  ahigh={-6162070.100000001,18833.10402,-18.9930245,0.01111021657,-2.535790208  
e-006,  
       2.699962923e-010,-1.105062911e-014},  
  bhigh={-83140.8931,159.5298253},  
  R=296.0356623466072);
```

```

constant IdealGases.Common.DataRecord SiBr(
  name="SiBr",
  MM=0.1079895,
  Hf=1621985.665273013,
  H0=92926.82158913597,
  Tlimit=1000,
  alow={7370.283350000001,-505.106296,8.280591039999999,-0.0100538392,
    1.35705092e-005,-9.1154499e-009,2.447477685e-012},
  blow={21844.05475,-16.62032657},
  ahigh={1317799.94,-3669.79502,8.51168612,-0.001987602041,5.03541489e-007,-4.
49012019e-011,
    8.23567007e-016},
  bhigh={43328.5155,-24.67075472},
  R=76.99333731520194);

constant IdealGases.Common.DataRecord SiBr2(
  name="SiBr2",
  MM=0.1878935,
  Hf=-271430.3581550187,
  H0=70876.11333015778,
  Tlimit=1000,
  alow={23866.16151,-641.569347,9.34587911,-0.00479290414,5.58253847e-006,-3.4
5531238e-009,
    8.80033894e-013},
  blow={-5014.75702,-17.40767596},
  ahigh={-51473.4394,-12.77719997,7.01020224,-4.29633186e-006,
    9.8776519700000001e-010,-1.168133105e-013,5.54668138e-018},
  bhigh={-8319.54225,-3.61182661},
  R=44.25098260450734);

constant IdealGases.Common.DataRecord SiBr3(
  name="SiBr3",
  MM=0.2677975,
  Hf=-586263.8747561124,
  H0=65203.89473389407,
  Tlimit=1000,
  alow={39728.0686,-1066.475023,13.80836232,-0.00764111472,8.77586583e-006,-5.
37243085e-009,
    1.356453455e-012},
  blow={-16517.95623,-37.8405537},
  ahigh={-88880.24740000001,-22.67879074,10.01791167,-7.48115075e-006,
    1.70924269e-009,-2.011596627e-013,9.51553415e-018},
  bhigh={-22030.26938,-15.37574366},
  R=31.04760873421148);

constant IdealGases.Common.DataRecord SiBr4(
  name="SiBr4",
  MM=0.3477015,
  Hf=-1195853.33971812,
  H0=64174.93453436353,
  Tlimit=1000,
  alow={68210.8674,-1520.370776,18.1045336,-0.00973468842,1.072367466e-005,-6.
34385829e-009,
    1.5572282e-012},
  blow={-46165.8521,-59.7612063},
  ahigh={-127140.9281,-37.6808795,13.02910642,-1.194958251e-005,
    2.693843051e-009,-3.137193207e-013,1.471642663e-017},
  bhigh={-54089.9883,-29.4038433},

```



```
R=23.9126722202809);
```

```
constant IdealGases.Common.DataRecord SiC(  
  name="SiC",  
  MM=0.040096200000000001,  
  Hf=18329570.88202872,  
  H0=229874.9258034427,  
  Tlimit=1000,  
  alow={-6223.330889999999,314.1790457,0.389313083,0.0118750754,-1.639277197e-  
005,  
    1.131808223e-008,-3.045324231e-012},  
  blow={86062.2773,23.10166717},  
  ahigh={-62688.060300000001,720.983692,2.162879732,0.002201299585,-6.569466590  
000001e-007,  
    9.177110259999999e-011,-4.96916674e-015},  
  bhigh={83212.2585,16.01675317},  
  R=207.3630917643068);
```

```
constant IdealGases.Common.DataRecord SiC2(  
  name="SiC2",  
  MM=0.0521069000000000001,  
  Hf=12116647.46895325,  
  H0=224258.3803680511,  
  Tlimit=1000,  
  alow={-41196.2899,686.97471800000001,0.02361343691,0.01532939217,-1.435588838  
e-005,  
    6.37522874e-009,-1.059204957e-012},  
  blow={71308.9071,28.28850316},  
  ahigh={7026893.09,-24661.48437,39.154530300000001,-0.02002884068,  
    6.30735369e-006,-8.84838351e-010,4.53054985e-014},  
  bhigh={226732.5155,-236.6622024},  
  R=159.5656621291998);
```

```
constant IdealGases.Common.DataRecord SiCL(  
  name="SiCL",  
  MM=0.0635385,  
  Hf=2240581.993594435,  
  H0=155561.100749939,  
  Tlimit=1000,  
  alow={12485.08319,-204.4170347,4.97707085,-0.0005160756260000001,  
    2.931980374e-007,-3.66661523e-012,-3.39303713e-014},  
  blow={16865.28019,-0.226395724},  
  ahigh={376729.456,-1147.956509,5.73540843,-0.0005784890810000001,  
    1.517304648e-007,-1.291391394e-011,1.55462842e-016},  
  bhigh={23062.78401,-6.098515228},  
  R=130.857228294656);
```

```
constant IdealGases.Common.DataRecord SiCL2(  
  name="SiCL2",  
  MM=0.0989915,  
  Hf=-1647305.950510903,  
  H0=126569.392321563,  
  Tlimit=1000,  
  alow={53055.5097,-1015.842786,10.32848185,-0.00621226752,6.7158254e-006,-3.9  
0880164e-009,  
    9.46173215e-013},  
  blow={-16502.18093,-26.49925756},
```

```

ahigh={-80508.7157,-26.61025523,7.02041472,-8.335824719999999e-006,
1.871092411e-009,-2.171552767e-013,1.015849895e-017},
bhigh={-21812.94885,-6.638764238},
R=83.99177707176879);

```

```

constant IdealGases.Common.DataRecord SiCL3(
  name="SiCL3",
  MM=0.1344445,
  Hf=-2501193.20611851,
  H0=116906.7310302764,
  Tlimit=1000,
  alow={86917.08459999999,-1677.556857,15.1151906,-0.008937031,
9.097353529999999e-006,-5.01457996e-009,1.155962016e-012},
  blow={-34774.773,-50.87215506},
  ahigh={-147718.0114,-53.3520098,10.04043521,-1.63512106e-005,
3.64194011e-009,-4.20060059e-013,1.955201587e-017},
  bhigh={-43605.7165,-20.06632444},
  R=61.84315461026669);

```

```

constant IdealGases.Common.DataRecord SiCL4(
  name="SiCL4",
  MM=0.1698975,
  Hf=-3897644.16780706,
  H0=114512.797421975,
  Tlimit=1000,
  alow={117164.6285,-2185.821461,19.08250496,-0.00963633572,
8.8368476900000002e-006,-4.3600424e-009,8.94023243e-013},
  blow={-72128.0211,-73.01532221000001},
  ahigh={-210033.0761,-84.76107710000001,13.06364027,-2.55402042e-005,
5.65381847e-009,-6.48875267e-013,3.008025543e-017},
  bhigh={-83722.6813,-35.92584781},
  R=48.93816565870598);

```

```

constant IdealGases.Common.DataRecord SiF(
  name="SiF",
  MM=0.0470839032,
  Hf=-535908.9685665653,
  H0=200835.3886854478,
  Tlimit=1000,
  alow={14782.23768,13.57998649,2.324182643,0.00713285118,-1.022951215e-005,
7.14839647e-009,-1.964689785e-012},
  blow={-3995.38065,12.31128121},
  ahigh={-365363.788,872.2860040000001,3.37721827,0.000750815243,-2.308898619e
-007,
3.7667818e-011,-2.143080403e-015},
  bhigh={-10116.97664,8.968132819999999},
  R=176.5884184385121);

```

```

constant IdealGases.Common.DataRecord SiFCL(
  name="SiFCL",
  MM=0.0825369032,
  Hf=-4577667.701978914,
  H0=143364.7682579882,
  Tlimit=1000,
  alow={41769.5464,-592.6575380000001,6.40977071,0.00464168261,-7.978461910000
001e-006,
6.00872837e-009,-1.720953157e-012},

```

```
blow={-43982.9607,-6.259737448},
ahigh={-128469.8945,-124.7550173,7.09289385,-3.70731177e-005,
      8.175173009999999e-009,-9.35643521e-013,4.32854434e-017},
bhigh={-47233.0972,-8.337392707999999},
R=100.7364182280103);
```

```
constant IdealGases.Common.DataRecord SiF2(
  name="SiF2",
  MM=0.0660823064,
  Hf=-8971207.881448884,
  H0=169553.2527599551,
  Tlimit=1000,
  alow={40532.3665,-399.763756,4.05530388,0.01153423049,-1.757586754e-005,
        1.260369111e-008,-3.51710522e-012},
  blow={-70477.7046,3.87985442},
  ahigh={-167520.0202,-184.621209,7.13698635,-5.45076986e-005,
        1.199012961e-008,-1.369470187e-012,6.32488999e-017},
  bhigh={-72874.0102,-11.17933348},
  R=125.8199426283947);
```

```
constant IdealGases.Common.DataRecord SiF3(
  name="SiF3",
  MM=0.08508070960000001,
  Hf=-11711662.74569953,
  H0=153014.1680905774,
  Tlimit=1000,
  alow={57553.6998,-717.959577,5.37939694,0.01813065142,-2.738373356e-005,
        1.94651947e-008,-5.39079056e-012},
  blow={-117763.1169,-3.44290204},
  ahigh={-290328.3702,-342.787694,10.25536335,-0.000101979669,
        2.250326132e-008,-2.577117181e-012,1.192923177e-016},
  bhigh={-121808.8967,-27.25261142},
  R=97.7245257954454);
```

```
constant IdealGases.Common.DataRecord SiF4(
  name="SiF4",
  MM=0.1040791128,
  Hf=-15524536.638825,
  H0=147634.9344899489,
  Tlimit=1000,
  alow={10696.70784,-95.69638640000001,2.513988593,0.0330978103,-4.57304408e-0
05,
        3.091834452e-008,-8.26930405e-012},
  blow={-195625.2529,11.33722022},
  ahigh={-384589.232,-656.997991,13.4892572,-5.10047136e-005,5.34632958e-008,
        -4.95959811e-012,2.299314375e-016},
  bhigh={-195728.4479,-46.7389465},
  R=79.88607681521283);
```

```
constant IdealGases.Common.DataRecord SiH(
  name="SiH",
  MM=0.02909344,
  Hf=12670767.36198951,
  H0=314335.809034614,
  Tlimit=1000,
  alow={-6426.676299999999,74.17251210000001,3.9734916,-0.00414940888,
        1.022918384e-005,-8.592386360000002e-009,2.567093743e-012},
```

```

    blow={42817.458000000001,2.24693715},
    ahigh={404208.649,-2364.796524,7.62749914,-0.002496591233,1.10843641e-006,-1
.943991955e-010,
        1.136251507e-014},
    bhigh={57047.3768,-24.48054429},
    R=285.7851116952825);

```

```

constant IdealGases.Common.DataRecord SiHplus(
  name="SiHplus",
  MM=0.0290928914,
  Hf=39448508.27030551,
  H0=297469.951714734,
  Tlimit=1000,
  alow={-43071.5717,388.495824,2.546166863,-0.0006686325980000001,
        5.186277020000001e-006,-4.81856974e-009,1.44570264e-012},
  blow={134907.9707,9.027950089999999},
  ahigh={171169.2033,-1045.807287,4.83864824,0.0001277940891,-6.88387245000000
1e-008,
        1.41884348e-011,-7.85531696e-016},
  bhigh={143172.145,-7.55329914},
  R=285.7905006994252);

```

```

constant IdealGases.Common.DataRecord SiHBr3(
  name="SiHBr3",
  MM=0.26880544,
  Hf=-1126919.157588478,
  H0=66306.05764526196,
  Tlimit=1000,
  alow={132281.1122,-2205.365507,17.75084194,-0.01047794569,1.286821723e-005,
        -7.743124260000001e-009,1.819060891e-012},
  blow={-28349.92682,-63.3119954},
  ahigh={219997.3526,-2024.458552,14.35781007,-0.000503701584,
        1.054049755e-007,-1.160828765e-011,5.21725768e-016},
  bhigh={-28420.86214,-45.3643717},
  R=30.9311894878318);

```

```

constant IdealGases.Common.DataRecord SiHCL(
  name="SiHCL",
  MM=0.064546440000000001,
  Hf=851261.7117225983,
  H0=165236.2701955367,
  Tlimit=1000,
  alow={59096.730500000001,-878.006403,7.99968793,-0.00466314127,8.594986e-006,
        -6.608073550000001e-009,1.868076396e-012},
  blow={9567.57034,-16.90014311},
  ahigh={101215.289,-1163.239598,7.37636655,0.0001874151313,-1.661351093e-007,
        3.96441404e-011,-2.64058008e-015},
  bhigh={11410.64087,-15.07678798},
  R=128.8137967020334);

```

```

constant IdealGases.Common.DataRecord SiHCL3(
  name="SiHCL3",
  MM=0.13545244,
  Hf=-3663440.835764937,
  H0=119241.912511875,
  Tlimit=1000,
  alow={165956.5586,-2552.498122,17.50117375,-0.007885728660000001,

```

```
      8.0925674900000001e-006,-3.9804206e-009,7.05917332e-013},
      blow={-49513.166000000001,-67.58519052999999},
      ahigh={172864.4072,-2116.727327,14.41802307,-0.000525524962,
      1.098826178e-007,-1.209327059e-011,5.432187049999999e-016},
      bhigh={-51303.5194,-50.36360893000001},
      R=61.3829621673851);
```

```
constant IdealGases.Common.DataRecord SiHF(
  name="SiHF",
  MM=0.0480918432,
  Hf=-3382219.482076328,
  H0=212722.7887160707,
  Tlimit=1000,
  alow={21925.98671,-61.7522908,2.127372739,0.01123538312,-1.322503985e-005,
      8.30730739e-009,-2.010545971e-012},
  blow={-20169.94845,13.67184876},
  ahigh={4049752.24,-9295.526819999999,10.71754366,0.00186812422,-1.129820372e
-006,
      1.9602501e-010,-1.144682011e-014},
  bhigh={41332.252,-47.363176},
  R=172.8873639844189);
```

```
constant IdealGases.Common.DataRecord SiHF3(
  name="SiHF3",
  MM=0.0860886496,
  Hf=-13948505.47173643,
  H0=157333.5632854439,
  Tlimit=1000,
  alow={83258.7939,-817.8594459999999,4.04171724,0.02726104628,-3.78783148e-00
5,
      2.630589305e-008,-7.2895825e-012},
  blow={-141614.6961,1.382806532},
  ahigh={78201.008,-2592.742261,14.75104214,-0.00065310472,1.372428937e-007,-1
.516371051e-011,
      6.83249715e-016},
  bhigh={-133661.1887,-58.5145095},
  R=96.58035105245745);
```

```
constant IdealGases.Common.DataRecord SiHI3(
  name="SiHI3",
  MM=0.40980685,
  Hf=-181731.9549441402,
  H0=46693.76317160145,
  Tlimit=1000,
  alow={111384.0054,-1974.457175,17.91396249,-0.01219208519,1.613169233e-005,
      -1.038096942e-008,2.613287761e-012},
  blow={-2256.377425,-59.9545513},
  ahigh={227942.4252,-1898.603142,14.28134804,-0.000477602695,
      1.003097496e-007,-1.107859145e-011,4.9903382000000001e-016},
  bhigh={-1614.547674,-41.2294307},
  R=20.28875798440168);
```

```
constant IdealGases.Common.DataRecord SiH2(
  name="SiH2",
  MM=0.03010138,
  Hf=9080398.639530813,
  H0=332812.05047742,
```

```

    Tlimit=1000,
    alow={-20638.63564,330.58622,2.099271145,0.00354253937,3.37887667e-006,-5.38
384562e-009,
        2.081191273e-012},
    blow={30117.84298,12.8233357},
    ahigh={4624039.37,-11434.3611,12.6488087,0.00091148995,-8.766611539999999e-0
07,
        1.646297357e-010,-9.9650903700000001e-015},
    bhigh={107247.5101,-66.0607807},
    R=276.2156419406685);

```

```

constant IdealGases.Common.DataRecord SiH2Br2(
    name="SiH2Br2",
    MM=0.18990938,
    Hf=-1002436.003950937,
    H0=75152.80182579713,
    Tlimit=1000,
    alow={165152.8003,-2468.145554,16.08639427,-0.0094138409,1.407423872e-005,-9
.2407514499999999e-009,
        2.255641666e-012},
    blow={-12764.82614,-59.4537432},
    ahigh={566585.144,-3973.91962,15.67387912,-0.0009943802290000002,
        2.084856022e-007,-2.299521351e-011,1.034736283e-015},
    bhigh={-2990.69018,-61.9047652},
    R=43.7812603042567);

```

```

constant IdealGases.Common.DataRecord SiH2CL2(
    name="SiH2CL2",
    MM=0.10100738,
    Hf=-3172976.073629472,
    H0=132514.5548770793,
    Tlimit=1000,
    alow={189428.1754,-2650.960252,15.49874174,-0.006533130749999999,
        9.3060982600000001e-006,-5.63969867e-009,1.213664264e-012},
    blow={-27209.12007,-60.06331649},
    ahigh={540020.458,-4062.33729,15.73118788,-0.001015038389,2.127060243e-007,
        -2.345079226e-011,1.054871984e-015},
    bhigh={-18230.98225,-65.44540499},
    R=82.31549021467541);

```

```

constant IdealGases.Common.DataRecord SiH2F2(
    name="SiH2F2",
    MM=0.0680981864,
    Hf=-11612291.63072102,
    H0=176042.9555286953,
    Tlimit=1000,
    alow={127218.8427,-1241.72431,4.89943589,0.02123882008,-2.7257087e-005,
        1.860857446e-008,-5.22660433e-012},
    blow={-89804.66919999999,-5.1118155},
    ahigh={472653.40800000001,-4388.51769,15.96032597,-0.001102993658,
        2.315838331e-007,-2.556974559e-011,1.151499711e-015},
    bhigh={-73161.8446,-70.9898927},
    R=122.0953514262753);

```

```

constant IdealGases.Common.DataRecord SiH2I2(
    name="SiH2I2",
    MM=0.28391032,

```

```
Hf=-134105.7274705618,  
H0=52542.17599416605,  
Tlimit=1000,  
alow={153996.3319,-2414.436989,16.84409354,-0.0121203758,1.808453226e-005,-1  
.207740133e-008,  
3.040799276e-012},  
blow={5073.07325,-60.9872082},  
ahigh={594239.083,-3924.81448,15.63850289,-0.0009805706340000001,  
2.054871384e-007,-2.265587199e-011,1.019168663e-015},  
bhigh={15136.27352,-59.4081252},  
R=29.28555749576134);
```

```
constant IdealGases.Common.DataRecord SiH3(  
  name="SiH3",  
  MM=0.03110932,  
  Hf=6569007.80859241,  
  H0=330350.8080536636,  
  Tlimit=1000,  
  alow={4341.14282,227.7185085,0.650825035,0.01221438558,-4.34760427e-006,-1.7  
74916828e-009,  
1.184191367e-012},  
blow={22599.93826,19.68347482},  
ahigh={605632.122,-4721.254059999999,13.29129523,-0.001256824868,  
2.68828594e-007,-3.010741582e-011,1.370945857e-015},  
bhigh={49744.2064,-61.405031},  
R=267.2662726154092);
```

```
constant IdealGases.Common.DataRecord SiH3Br(  
  name="SiH3Br",  
  MM=0.11101332,  
  Hf=-704789.2991579749,  
  H0=106017.7103071956,  
  Tlimit=1000,  
  alow={152106.5525,-1987.744479,11.31460743,-0.001806099407,7.76926247e-006,  
-6.2334781699999999e-009,1.585331846e-012},  
blow={-924.886888,-38.4646369},  
ahigh={927928.578,-5917.93579,16.99209298,-0.001487507364,3.123451161e-007,  
-3.44907147e-011,1.553431675e-015},  
bhigh={22415.60128,-79.4861159},  
R=74.89616561327956);
```

```
constant IdealGases.Common.DataRecord SiH3CL(  
  name="SiH3CL",  
  MM=0.066562319999999999,  
  Hf=-2130905.292964548,  
  H0=171879.615974924,  
  Tlimit=1000,  
  alow={163338.8301,-2030.302118,10.68016138,0.0004942370140000001,  
4.30517476e-006,-3.74832727e-009,8.89350421e-013},  
blow={-8180.71498,-36.88956824},  
ahigh={908778.094,-5958.94956,17.02076016,-0.001498450667,3.146813781e-007,  
-3.47516846e-011,1.565281681e-015},  
bhigh={14937.93206,-81.27277864},  
R=124.9125931908624);
```

```
constant IdealGases.Common.DataRecord SiH3F(  
  name="SiH3F",
```

```

MM=0.0501077232,
Hf=-7515009.183255008,
H0=218162.4169265787,
Tlimit=1000,
alow={126783.629,-1177.593516,4.49918896,0.01658543011,-1.678598921e-005,
      1.019153931e-008,-2.803920232e-012},
blow={-40103.9297,-4.48108092},
ahigh={862431.317,-6103.37057,17.12733597,-0.001540724131,3.23962872e-007,-3
.58105689e-011,
      1.61415138e-015},
bhigh={-12614.87616,-83.992272099999999},
R=165.9319455967618);

```

```

constant IdealGases.Common.DataRecord SiH3I(
  name="SiH3I",
  MM=0.15801379,
  Hf=-13239.35081868488,
  H0=76437.81596530277,
  Tlimit=1000,
  alow={145938.4799,-1982.982746,11.96516737,-0.00393750595,1.087991733e-005,
      -8.43313592e-009,2.196078188e-012},
  blow={8063.20831,-40.6455332},
  ahigh={936114.918,-5859.72029,16.95376698,-0.00147349713,3.094475885e-007,-3
.41746247e-011,
      1.539334807e-015},
  bhigh={31274.99231,-78.017000800000001},
  R=52.61864803065607);

```

```

constant IdealGases.Common.DataRecord SiH4(
  name="SiH4",
  MM=0.03211726,
  Hf=1080415.950800286,
  H0=328016.8046713823,
  Tlimit=1000,
  alow={78729.9329,-552.608705,2.498944303,0.01442118274,-8.467107309999999e-0
06,
      2.726164641e-009,-5.43675437e-013},
  blow={6269.66906,4.96546183},
  ahigh={1290378.74,-7813.39978,18.28851664,-0.001975620946,4.15650215e-007,-4
.59674561e-011,
      2.072777131e-015},
  bhigh={47668.8795,-98.0169746},
  R=258.8786216507884);

```

```

constant IdealGases.Common.DataRecord SiI(
  name="SiI",
  MM=0.15498997,
  Hf=1696583.462787947,
  H0=64140.40856966423,
  Tlimit=1000,
  alow={94920.8134,-1573.960062,12.37908109,-0.0159386482,1.692049005e-005,-9.
2155583199999999e-009,
      2.046186848e-012},
  blow={37797.3567,-40.6640785},
  ahigh={852940.27900000001,-2442.039471,7.72297752,-0.001985601243,
      6.5428666299999999e-007,-9.49415829e-011,4.89004137e-015},
  bhigh={45781.6094,-17.33975081},
  R=53.64522620399243);

```



```
constant IdealGases.Common.DataRecord SiI2(
```

```
  name="SiI2",
  MM=0.28189444,
  Hf=328016.4021681308,
  H0=48927.9426724415,
  Tlimit=1000,
  alow={11633.52403,-451.448217,8.707978130000001,-0.00358066493,
    4.25371443e-006,-2.673478266e-009,6.89155898e-013},
  blow={11262.47142,-11.55818335},
  ahigh={10021.68907,14.33017148,6.70133055,0.00039607699,-2.073866165e-007,
    4.5534571e-011,-3.01679828e-015},
  bhigh={9007.368100000002,0.2887336913},
  R=29.49498400890774);
```

```
constant IdealGases.Common.DataRecord SiN(
```

```
  name="SiN",
  MM=0.0420922,
  Hf=9590100.707494499,
  H0=207547.6454069876,
  Tlimit=1000,
  alow={-14646.72152,137.4993497,3.67850858,-0.0061584992,2.309417067e-005,-2.
294461481e-008,
    7.39566568e-012},
  blow={46732.1299,6.494564115},
  ahigh={-2932685.132,5853.68859,1.321451677,0.001258329284,-3.77388636e-007,
    6.88776104e-011,-4.18984259e-015},
  bhigh={6527.14881,25.53145732},
  R=197.5299936805394);
```

```
constant IdealGases.Common.DataRecord SiO(
```

```
  name="SiO",
  MM=0.0440849,
  Hf=-2242092.371764482,
  H0=197689.1180426858,
  Tlimit=1000,
  alow={-47227.7105,806.3137640000001,-1.636976133,0.01454275546,-1.723202046e
-005,
    1.04239734e-008,-2.559365273e-012},
  blow={-16665.85903,33.557957},
  ahigh={-176513.4162,-31.9917709,4.47744193,4.59176471e-006,3.55814315e-008,
    -1.327012559e-011,1.613253297e-015},
  bhigh={-13508.4236,-0.838695733},
  R=188.601357834542);
```

```
constant IdealGases.Common.DataRecord SiO2(
```

```
  name="SiO2",
  MM=0.0600843,
  Hf=-5360359.977564856,
  H0=175462.1922865041,
  Tlimit=1000,
  alow={-33629.4878,473.407892,0.2309770671,0.01850230806,-2.242786671e-005,
    1.364981554e-008,-3.35193503e-012},
  blow={-42264.8749,22.95803206},
  ahigh={-146403.1193,-626.144106,7.96456371,-0.0001854119096,4.09521467e-008,
    -4.69720676e-012,2.17805428e-016},
  bhigh={-37918.3477,-20.45285414},
  R=138.3801092797952);
```

```

constant IdealGases.Common.DataRecord SiS(
  name="SiS",
  MM=0.0601505,
  Hf=1798728.306497868,
  H0=148495.9726020565,
  Tlimit=1000,
  a_low={35994.4929,-423.9723299999999,4.65401442,0.001588470782,-3.31025436e-0
06,
        2.706096479e-009,-8.113517820000001e-013},
  b_low={14115.15571,-1.183201858},
  a_high={-2102323.897,6228.83618,-3.004120882,0.004495499930000001,-1.36882136
4e-006,
        1.998097253e-010,-9.882035800000001e-015},
  b_high={-27955.38166,54.05828786},
  R=138.2278119051379);

constant IdealGases.Common.DataRecord SiS2(
  name="SiS2",
  MM=0.09221550000000001,
  Hf=76155.49446676533,
  H0=132333.6857686614,
  Tlimit=1000,
  a_low={43977.4566,-743.001312,7.94158836,0.00203808373,-4.6463376e-006,
        3.84801436e-009,-1.157260149e-012},
  b_low={2801.077853,-17.36888325},
  a_high={-126648.9071,-97.7423522,7.57280368,-2.905413928e-005,
        6.40558784e-009,-7.329273340000001e-013,3.38981978e-017},
  b_high={-1244.672263,-13.52710463},
  R=90.1634974597546);

constant IdealGases.Common.DataRecord Si2(
  name="Si2",
  MM=0.056171,
  Hf=10329093.73164088,
  H0=183299.6386035499,
  Tlimit=1000,
  a_low={12375.96221,-102.4904376,4.35484852,0.001281063335,-2.531991623e-006,
        2.265694244e-009,-7.001290140000001e-013},
  b_low={69069.4285,3.2511252},
  a_high={1370060.657,-4207.06004,9.337432890000001,-0.002749217168,
        9.586345959999999e-007,-1.372449748e-010,6.765028100000001e-015},
  b_high={95108.84539999999,-31.6838519},
  R=148.0207224368446);

constant IdealGases.Common.DataRecord Si2C(
  name="Si2C",
  MM=0.06818170000000001,
  Hf=8126724.678322773,
  H0=169874.7024494842,
  Tlimit=1000,
  a_low={-4553.3662,131.4796415,2.469106923,0.0127652068,-1.656910776e-005,
        1.065289663e-008,-2.739192976e-012},
  b_low={64700.4992,14.6883898},
  a_high={-125382.9442,-341.427779,7.25436533,-0.0001017635503,
        2.250902158e-008,-2.584074852e-012,1.198884876e-016},
  b_high={66080.0938,-11.46216579},
  R=121.9458007060545);

```

```
constant IdealGases.Common.DataRecord Si2F6(  
  name="Si2F6",  
  MM=0.1701614192,  
  Hf=-14006054.31715863,  
  H0=156876.2891465118,  
  Tlimit=1000,  
  aLOW={15807.6745,-297.5292881,7.5125915,0.0455279623,-6.42187684e-005,  
    4.3574087300000001e-008,-1.166762282e-011},  
  bLOW={-288670.7444,-7.72178477},  
  aHIGH={-918630.314,157.3948683,21.41256129,-0.0002681898667,7.21228011e-008,  
    -9.18425266e-012,4.53723836e-016},  
  bHIGH={-296617.6753,-78.4902247},  
  R=48.8622628977227);
```

```
constant IdealGases.Common.DataRecord Si2N(  
  name="Si2N",  
  MM=0.0701777,  
  Hf=5663907.480581439,  
  H0=168460.7503523199,  
  Tlimit=1000,  
  aLOW={23182.71938,-367.484379,5.4096586,0.008176389399999999,-1.220312934e-0  
05,  
    8.5806091e-009,-2.354927059e-012},  
  bLOW={48092.7803,-3.042205654},  
  aHIGH={-280502.6986,250.2366876,7.0924561,0.0002853120795,-9.79210181e-008,  
    1.552154244e-011,-8.03626045e-016},  
  bHIGH={43420.1479,-10.0957091},  
  R=118.4774080655251);
```

```
constant IdealGases.Common.DataRecord Si3(  
  name="Si3",  
  MM=0.0842565,  
  Hf=7451856.901247975,  
  H0=148591.4202465092,  
  Tlimit=1000,  
  aLOW={-11142.08177,157.5785843,2.486135003,0.01631637255,-2.208240021e-005,  
    1.372008287e-008,-3.2623307e-012},  
  bLOW={73282.538500000001,15.88081347},  
  aHIGH={-1699395.561,4697.81538,2.618198124,0.001959082075,-2.581160603e-007,  
    6.10344486e-012,6.08630924e-016},  
  bHIGH={42779.1681,25.86540384},  
  R=98.6804816245631);
```

```
constant IdealGases.Common.DataRecord Sn(  
  name="Sn",  
  MM=0.11871,  
  Hf=2537275.713924691,  
  H0=52352.05964114227,  
  Tlimit=1000,  
  aLOW={-124869.2263,1618.84119,-4.60239735,0.01045433308,2.99826555e-006,-1.0  
68699386e-008,  
    4.32342131e-012},  
  bLOW={27483.64008,48.0506723},  
  aHIGH={-5145695.64,11405.75108,-4.17963206,0.002236390679,-3.60321977e-007,  
    2.440237836e-011,-2.937628285e-016},  
  bHIGH={-42150.1357,59.814509300000001},  
  R=70.0401988038076);
```

```
constant IdealGases.Common.DataRecord Snplus(
```

```
  name="Snplus",
  MM=0.1187094514,
  Hf=8558290.144705359,
  H0=52206.6939650603,
  Tlimit=1000,
  alow={-5571.29778,122.2323189,1.566361415,0.00339706141,-6.31292229e-006,
        5.58545208e-009,-1.68902134e-012},
  blow={120902.412,11.62634765},
  ahigh={4622916.850000001,-11859.58712,12.37026473,-0.002773624217,
        3.09851349e-007,-5.362951439999999e-012,-8.663474691e-016},
  bhigh={199432.2977,-68.3710828},
  R=70.04052248530566);
```

```
constant IdealGases.Common.DataRecord Snminus(
```

```
  name="Snminus",
  MM=0.1187105486,
  Hf=1512047.169496444,
  H0=54674.57674608034,
  Tlimit=1000,
  alow={272279.6,-3369.9358,17.43906405,-0.02810527618,2.790684767e-005,-1.442
400675e-008,
        3.070159757e-012},
  blow={37532.2775,-80.0785697},
  ahigh={-64477.1322,743.05551,1.921380256,0.0002361623997,-5.28066836e-008,
        6.10233938e-012,-2.843422486e-016},
  bhigh={16457.39414,12.65436865},
  R=70.03987512530121);
```

```
constant IdealGases.Common.DataRecord SnBr(
```

```
  name="SnBr",
  MM=0.198614,
  Hf=380859.4560302899,
  H0=50279.03370356571,
  Tlimit=1000,
  alow={25641.93542,-525.912233,7.68741069,-0.009654205420000001,
        1.482863248e-005,-9.94223698e-009,2.475051091e-012},
  blow={10204.83889,-11.26550396},
  ahigh={1815578.541,-6728.26458,13.32464516,-0.0046081023,1.236439537e-006,-1
.528863587e-010,
        6.9715135000000001e-015},
  bhigh={49255.8309,-56.4096278},
  R=41.86246689558642);
```

```
constant IdealGases.Common.DataRecord SnBr2(
```

```
  name="SnBr2",
  MM=0.278518,
  Hf=-427170.2080296426,
  H0=52403.82309222384,
  Tlimit=1000,
  alow={-4995.75306,-136.6498896,7.54356385,-0.001181772507,1.442445852e-006,
        -9.2542172600000001e-010,2.423731634e-013},
  blow={-15755.06969,-3.59558402},
  ahigh={-19408.94091,-2.335607932,7.00196926,-8.622241869999999e-007,
        2.039869794e-010,-2.464780359e-014,1.189850894e-018},
  bhigh={-16448.28122,-0.434935475},
  R=29.85254812974386);
```

```
constant IdealGases.Common.DataRecord SnBr3(  
  name="SnBr3",  
  MM=0.358422,  
  Hf=-442820.0445285167,  
  H0=53792.60759663191,  
  Tlimit=1000,  
  alow={-8050.41647,-289.7962523,11.14443355,-0.002475383807,3.01005135e-006,  
    -1.92569532e-009,5.032605089999999e-013},  
  blow={-20700.66649,-18.95965383},  
  ahigh={-38930.0453,-4.99084417,10.00418437,-1.82499691e-006,4.30564666e-010,  
    -5.19188793e-014,2.502455595e-018},  
  bhigh={-22172.99473,-12.29854098},  
  R=23.19743765728666);
```

```
constant IdealGases.Common.DataRecord SnBr4(  
  name="SnBr4",  
  MM=0.43832600000000001,  
  Hf=-739670.8887905348,  
  H0=57133.31629882781,  
  Tlimit=1000,  
  alow={-5832.84092,-427.019847,14.67466525,-0.00360426323,  
    4.366686289999999e-006,-2.78587513e-009,7.26508787e-013},  
  blow={-40829.1645,-34.4710436},  
  ahigh={-51768.1292,-7.42612695,13.00619502,-2.692587978e-006,6.3367598e-010,  
    -7.62708719e-014,3.671112e-018},  
  bhigh={-43001.6634,-24.71455118},  
  R=18.96869453329257);
```

```
constant IdealGases.Common.DataRecord SnCL(  
  name="SnCL",  
  MM=0.154163,  
  Hf=224819.2886749739,  
  H0=62557.91597205554,  
  Tlimit=1000,  
  alow={33515.4973,-683.220862,8.39391773,-0.01164434373,1.812159499e-005,-1.2  
6199917e-008,  
    3.29521347e-012},  
  blow={6051.79089,-16.67834578},  
  ahigh={774160.568,-3602.04848,9.749059819999999,-0.002596198909,  
    6.36771216e-007,-6.75429557e-011,2.484167602e-015},  
  bhigh={24424.47662,-32.25454098},  
  R=53.93299300091461);
```

```
constant IdealGases.Common.DataRecord SnCL2(  
  name="SnCL2",  
  MM=0.189616,  
  Hf=-1068729.869842207,  
  H0=72154.86562315417,  
  Tlimit=1000,  
  alow={9524.6659,-432.984564,8.64472028,-0.00345840961,4.11785203e-006,-2.592  
639269e-009,  
    6.6923636e-013},  
  blow={-24329.21127,-12.99143851},  
  ahigh={-39035.88490000001,-7.94796268,7.00648762,-2.776594714e-006,  
    6.461341420000001e-010,-7.1190674e-015,3.68813118e-018},  
  bhigh={-26545.29653,-3.368081174},  
  R=43.84900008438107);
```

```

constant IdealGases.Common.DataRecord SnCL3 (
  name="SnCL3",
  MM=0.225069,
  Hf=-1299034.76267278,
  H0=77994.05959950059,
  Tlimit=1000,
  a_low={17600.76813,-814.280548,13.06326984,-0.00639559619,7.57462457e-006,-4.
74971146e-009,
    1.222182656e-012},
  b_low={-34134.3096,-34.5767967},
  a_high={-74829.66399999999,-15.28523914,10.01240305,-5.28558124e-006,
    1.226095111e-009,-1.459895108e-013,6.96887978e-018},
  b_high={-38308.7827,-16.63063137},
  R=36.94188004567489);

constant IdealGases.Common.DataRecord SnCL4 (
  name="SnCL4",
  MM=0.260522,
  Hf=-1836566.466555608,
  H0=86265.38641650225,
  Tlimit=1000,
  a_low={42459.6787,-1280.574318,17.68445328,-0.00957477952,1.115620323e-005,-6
.90722927e-009,
    1.759652856e-012},
  b_low={-55040.09039999999,-58.27352999},
  a_high={-107833.6862,-25.54305872,13.02040391,-8.5951259e-006,
    1.976570888e-009,-2.337929994e-013,1.110287624e-017},
  b_high={-61635.6203,-30.72702622},
  R=31.91466363685217);

constant IdealGases.Common.DataRecord SnF (
  name="SnF",
  MM=0.1377084032,
  Hf=-689987.5954701362,
  H0=66343.88162014502,
  Tlimit=1000,
  a_low={60985.03520000001,-986.0306290000001,8.994731209999999,-0.01223012156,
    1.840583578e-005,-1.267926607e-008,3.29133102e-012},
  b_low={-7882.61448,-22.21921734},
  a_high={25897.15476,-1484.478214,7.37851893,-0.00132424444,2.847634043e-007,
    -2.360371345e-011,6.11678371e-016},
  b_high={-4776.68897,-16.81202516},
  R=60.3773757213968);

constant IdealGases.Common.DataRecord SnF2 (
  name="SnF2",
  MM=0.1567068064,
  Hf=-3260591.947077035,
  H0=78127.10424810239,
  Tlimit=1000,
  a_low={70423.9185,-1137.505955,10.08659352,-0.00472285593,4.13570292e-006,-1.
921143972e-009,
    3.64076028e-013},
  b_low={-57566.7082,-25.71566624},
  a_high={-102775.8772,-44.5175162,7.03326876,-1.329882797e-005,
    2.934271938e-009,-3.35841592e-013,1.553358669e-017},
  b_high={-63621.2588,-6.81008452},
  R=53.05750395280852);

```

```
constant IdealGases.Common.DataRecord SnF3(  
  name="SnF3",  
  MM=0.1757052096,  
  Hf=-3680200.948350254,  
  H0=84230.4051979572,  
  Tlimit=1000,  
  alow={109555.5529,-1950.557979,15.41407832,-0.008546518770000001,  
        7.80055182e-006,-3.82594222e-009,7.78774776e-013},  
  blow={-70567.9492,-54.9463948},  
  ahigh={-182931.9689,-75.5735868,10.05671455,-2.275132668e-005,  
        5.03469582e-009,-5.77653096e-013,2.67721417e-017},  
  bhigh={-80918.97590000001,-21.91673972},  
  R=47.32057756812237);  
  
constant IdealGases.Common.DataRecord SnF4(  
  name="SnF4",  
  MM=0.1947036128,  
  Hf=-5263213.672632991,  
  H0=96567.20144845716,  
  Tlimit=1000,  
  alow={139044.1119,-2168.784371,16.91802917,-0.002318608529,-2.045847976e-006  
,  
        3.4300879e-009,-1.28922886e-012},  
  blow={-115356.3396,-63.7060475},  
  ahigh={-263569.2764,-144.5469969,13.10690681,-4.23775579e-005,  
        9.28687195e-009,-1.057062694e-012,4.86710868e-017},  
  bhigh={-127153.9967,-38.039219},  
  R=42.70322404618472);  
  
constant IdealGases.Common.DataRecord SnI(  
  name="SnI",  
  MM=0.24561447,  
  Hf=703236.3443407874,  
  H0=41435.35191554471,  
  Tlimit=1000,  
  alow={26702.12235,-500.602635,7.49067315,-0.008746346550000001,  
        1.289688397e-005,-8.211344929999999e-009,1.936120475e-012},  
  blow={21772.49172,-9.354806849999999},  
  ahigh={-55549.91850000001,-1530.457453,7.93260139,-0.002108885464,  
        7.8098036e-007,-1.348104887e-010,8.207184700000001e-015},  
  bhigh={27448.64953,-16.26822892},  
  R=33.85171891542058);  
  
constant IdealGases.Common.DataRecord SnI2(  
  name="SnI2",  
  MM=0.37251894,  
  Hf=-21654.5687583026,  
  H0=39953.03701873522,  
  Tlimit=1000,  
  alow={-5739.25489,-94.3502445,7.37795666,-0.0008258348939999999,  
        1.01168704e-006,-6.5084516e-010,1.7081866e-013},  
  blow={-2622.6445,-0.960581496},  
  ahigh={-15594.5339,-1.594789414,7.00135116,-5.93532424e-007,  
        1.407432564e-010,-1.703457321e-014,8.23361171e-019},  
  bhigh={-3100.608319,1.235038509},  
  R=22.31959534728624);
```

```

constant IdealGases.Common.DataRecord SnI3(
  name="SnI3",
  MM=0.49942341,
  Hf=-16053.59268200904,
  H0=40665.61477364467,
  Tlimit=1000,
  alow={-10699.78099,-138.769354,10.55637633,-0.001216435658,1.490873499e-006,
    -9.594499629999999e-010,2.518810438e-013},
  blow={-3314.22988,-12.49558209},
  ahigh={-25175.3487,-2.34828289,10.0019913,-8.752764839999999e-007,
    2.07646498e-010,-2.514060336e-014,1.215482266e-018},
  bhigh={-4017.05561,-9.26390846},
  R=16.64814230474298);

```

```

constant IdealGases.Common.DataRecord SnI4(
  name="SnI4",
  MM=0.62632788000000001,
  Hf=-189763.2961828236,
  H0=42702.80447997939,
  Tlimit=1000,
  alow={-12831.46793,-145.9885093,13.58634885,-0.001283554646,
    1.574557147e-006,-1.013990168e-009,2.66337043e-013},
  blow={-17511.78045,-23.67973168},
  ahigh={-28018.40706,-2.474699366,13.00210215,-9.250962339999999e-007,
    2.196515817e-010,-2.661071614e-014,1.287167546e-018},
  bhigh={-18250.83832,-20.27484281},
  R=13.27495113262402);

```

```

constant IdealGases.Common.DataRecord SnO(
  name="SnO",
  MM=0.1347094,
  Hf=162654.2319986579,
  H0=65875.92996479831,
  Tlimit=1000,
  alow={25477.88022,-229.3583066,3.42159353,0.00471330004,-7.36597132e-006,
    5.37973887e-009,-1.519277855e-012},
  blow={2853.047679,6.67396527},
  ahigh={-2555955.548,7870.0535,-5.43976873,0.00630781918,-2.06887137e-006,
    3.30707488e-010,-1.848169716e-014},
  bhigh={-48416.6391,71.75952460000001},
  R=61.72154281735352);

```

```

constant IdealGases.Common.DataRecord SnO2(
  name="SnO2",
  MM=0.1507088,
  Hf=77501.64555752551,
  H0=78268.02416315438,
  Tlimit=1000,
  alow={47076.7408,-611.456867,6.11743391,0.00751401466,-1.238371787e-005,
    9.22091599e-009,-2.632417597e-012},
  blow={2981.068066,-8.14492641},
  ahigh={-157355.8926,-142.7316788,7.60570076,-4.19800853e-005,
    9.2187424300000002e-009,-1.051372983e-012,4.84957927e-017},
  bhigh={-523.453187,-14.28360169},
  R=55.16912084762137);

```

```

constant IdealGases.Common.DataRecord SnS(

```



```
name="SnS",
MM=0.150775,
Hf=736853.0061349694,
H0=61688.68844304427,
Tlimit=1000,
alow={27248.77813,-492.412638,6.22165473,-0.00340940696,3.98491368e-006,-2.4
70702874e-009,
6.33934146e-013},
blow={14524.95307,-6.791285229},
ahigh={-1797985.129,6141.73632,-4.01950488,0.005993829179999999,-2.188735204
e-006,
3.899542e-010,-2.40656363e-014},
bhigh={-26113.49815,62.56820705},
R=55.14489802686122);
```

```
constant IdealGases.Common.DataRecord SnS2 (
name="SnS2",
MM=0.18284,
Hf=818451.0774447605,
H0=74573.91708597681,
Tlimit=1000,
alow={38771.4541,-848.695394,10.4208399,-0.005686902670000001,
6.37382977e-006,-3.8251581e-009,9.50248096e-013},
blow={20060.27952,-27.23724769},
ahigh={-67640.84050000001,-19.70189679,7.51533387,-6.33255918e-006,
1.434207625e-009,-1.676383081e-013,7.886911900000001e-018},
bhigh={15650.53629,-9.922744838},
R=45.47403194049442);
```

```
constant IdealGases.Common.DataRecord Sn2 (
name="Sn2",
MM=0.23742,
Hf=1774676.678460113,
H0=47903.02838850982,
Tlimit=1000,
alow={-132966.6654,1639.179787,-1.902868972,0.01290431677,-1.120542242e-005,
4.50299386e-009,-6.05623777e-013},
blow={40974.5271,44.35408029999999},
ahigh={-4275783.04,12364.21656,-8.43833617,0.00708805629,-1.712012737e-006,
1.805262952e-010,-7.058656809999999e-015},
bhigh={-30014.1872,100.5138538},
R=35.0200994019038);
```

```
constant IdealGases.Common.DataRecord Sr (
name="Sr",
MM=0.08762,
Hf=1831773.567678612,
H0=70730.74640493038,
Tlimit=1000,
alow={4.19064984,-0.0630443758,2.500373027,-1.115455943e-006,
1.785248643e-009,-1.456209589e-012,4.750132981e-016},
blow={18558.52648,5.55577284},
ahigh={14894144.1,-43753.3505,51.3726628,-0.02592566025,6.58299e-006,-6.9496
11799999999e-010,
2.417779662e-014},
bhigh={297754.5522,-345.489077},
R=94.89239899566309);
```

```
constant IdealGases.Common.DataRecord Srplus(
```

```
  name="Srplus",
  MM=0.087619451400000001,
  Hf=8173599.772162005,
  H0=70731.18926193139,
  Tlimit=1000,
  alow={11.27287678,-0.134695187,2.500651495,-1.635163061e-006,
        2.249493149e-009,-1.610827539e-012,4.698612333e-016},
  blow={85389.811800000001,6.24725924},
  ahigh={3145095.058,-9514.756889999999,13.50086948,-0.00605971712,
        1.594068746e-006,-1.718800946e-010,6.322256169e-015},
  bhigh={145799.1907,-72.3641693},
  R=94.8929931328011);
```

```
constant IdealGases.Common.DataRecord SrBr(
```

```
  name="SrBr",
  MM=0.167524,
  Hf=-381543.4087056183,
  H0=60332.38222583033,
  Tlimit=1000,
  alow={-754.98124200000001,-73.5953201,4.82803581,-0.000716058465,
        1.028527433e-006,-6.88837072e-010,1.880257878e-013},
  blow={-8686.1684500000001,4.15115309},
  ahigh={3009976.114,-9193.19224,15.26033745,-0.00600925395,1.692611858e-006,
        -2.039438429e-010,8.8077758400000001e-015},
  bhigh={49228.061299999999,-70.6825383},
  R=49.63152742293642);
```

```
constant IdealGases.Common.DataRecord SrBr2(
```

```
  name="SrBr2",
  MM=0.247428,
  Hf=-1643814.972436426,
  H0=66017.78699257966,
  Tlimit=1000,
  alow={-4632.45866,-72.4493864,7.80021716,-0.000677212531,8.53778024e-007,-5.
63235174e-010,
        1.510568795e-013},
  blow={-50822.3833,-5.28507476},
  ahigh={-11861.73059,-1.404383013,7.50121557,-5.4159831900000001e-007,
        1.296969275e-010,-1.580911652e-014,7.68158227e-019},
  bhigh={-51185.752100000001,-3.55203711},
  R=33.60360185589343);
```

```
constant IdealGases.Common.DataRecord SrCL(
```

```
  name="SrCL",
  MM=0.123073,
  Hf=-1038959.658089102,
  H0=79628.49690833896,
  Tlimit=1000,
  alow={3555.34632,-172.9385697,5.21345102,-0.001542910668,2.025835568e-006,-1
.327076633e-009,
        3.54717596e-013},
  blow={-15882.88066,0.4818144784},
  ahigh={2070217.324,-6199.89173,11.50315072,-0.00367568546,9.46173235e-007,-9
.2037657500000001e-011,
        2.707242192e-015},
  bhigh={22714.71632,-45.61058514},
  R=67.55723838697359);
```

```
constant IdealGases.Common.DataRecord SrCLplus(
```

```
  name="SrCLplus",
  MM=0.1230724514,
  Hf=3316031.795560708,
  H0=77862.77018936505,
  Tlimit=1000,
  aLOW={1689.043529,-174.9284676,5.06532864,-0.0009857327839999999,
    1.071655138e-006,-5.988127129999999e-010,1.395650932e-013},
  bLOW={48611.9026,0.2492001711},
  aHIGH={-21324.75783,-4.05794827,4.50314939,3.82620238e-005,2.67695151e-009,
    5.667610500000001e-014,1.613288103e-018},
  bHIGH={47693.2603,3.637722496},
  R=67.55753952586014);
```

```
constant IdealGases.Common.DataRecord SrCL2(
```

```
  name="SrCL2",
  MM=0.158526,
  Hf=-3058261.118050036,
  H0=90938.38234737518,
  Tlimit=1000,
  aLOW={1913.170011,-268.1156951,8.0813343,-0.002393329295,2.976397494e-006,-1
.943902862e-009,
    5.17430771e-013},
  bLOW={-59101.1185,-8.457827543000001},
  aHIGH={-25927.16099,-5.26378585,7.00447524,-1.970397814e-006,4.6796712e-010,
    -5.67021588e-014,2.742892387e-018},
  bHIGH={-60453.9953,-2.192202775},
  R=52.44863303180551);
```

```
constant IdealGases.Common.DataRecord SrF(
```

```
  name="SrF",
  MM=0.1066184032,
  Hf=-2847095.612851947,
  H0=87068.57091628248,
  Tlimit=1000,
  aLOW={27250.08615,-485.001972,6.1126972,-0.003008469209,3.3684658e-006,-1.98
7813072e-009,
    4.88416109e-013},
  bLOW={-35368.9039,-6.68373918},
  aHIGH={870234.0489999999,-2589.81877,7.20026422,-0.001173446296,
    1.996165066e-007,1.103842667e-011,-2.343183859e-015},
  bHIGH={-21336.71699,-16.67390309},
  R=77.98346017622593);
```

```
constant IdealGases.Common.DataRecord SrFplus(
```

```
  name="SrFplus",
  MM=0.1066178546,
  Hf=1964664.481252842,
  H0=85415.44973087461,
  Tlimit=1000,
  aLOW={40096.242,-594.494608,6.18233033,-0.00271615975,2.641369127e-006,-1.38
3123292e-009,
    3.052935853e-013},
  bLOW={26971.49351,-8.313659449999999},
  aHIGH={-47520.8206,-25.26802345,4.51929528,2.55642675e-005,3.38254183e-009,
    -1.511394636e-013,9.53749118e-018},
  bHIGH={23838.61417,1.892197325},
  R=77.98386143853246);
```

```
constant IdealGases.Common.DataRecord SrF2(
```

```
  name="SrF2",
  MM=0.1256168064,
  Hf=-6247522.266256246,
  H0=105635.5545112792,
  Tlimit=1000,
  alow={41707.5965,-850.0132410000001,10.02806064,-0.00609848519,
        7.05626133e-006,-4.35937431e-009,1.11130831e-012},
  blow={-92178.59849999999,-23.25100053},
  ahigh={-61262.6543,-19.64060822,7.01555775,-6.51252678e-006,
        1.490473613e-009,-1.75643704e-013,8.317093849999999e-018},
  bhigh={-96567.0125,-5.40230876},
  R=66.1891687767028);
```

```
constant IdealGases.Common.DataRecord SrH(
```

```
  name="SrH",
  MM=0.08862793999999999,
  Hf=2473566.518639608,
  H0=98423.87174969881,
  Tlimit=1000,
  alow={-43177.9689,767.64297,-1.594398638,0.01500711077,-1.826296898e-005,
        1.136757659e-008,-2.855588359e-012},
  blow={21796.85693,33.2467423},
  ahigh={-226982.5428,1345.209458,1.152194421,0.003109555289,-1.188080968e-006
,
        2.073091147e-010,-1.300839287e-014},
  bhigh={17355.47062,21.12916944},
  R=93.81321511026886);
```

```
constant IdealGases.Common.DataRecord SrI(
```

```
  name="SrI",
  MM=0.21452447,
  Hf=-36600.37477309698,
  H0=47934.50369554578,
  Tlimit=1000,
  alow={-2467.498501,-25.35495809,4.60329848,-0.0001613676212,
        2.694294049e-007,-1.564795762e-010,3.82648228e-014},
  blow={-2175.538291,6.41148188},
  ahigh={2201136.857,-7082.2307,13.32597928,-0.00530586442,1.63607115e-006,-2.
205540591e-010,
        1.078496824e-014},
  bhigh={42190.77170000001,-55.308332},
  R=38.75768577822381);
```

```
constant IdealGases.Common.DataRecord SrI2(
```

```
  name="SrI2",
  MM=0.34142894,
  Hf=-814866.0216090645,
  H0=48916.93715242767,
  Tlimit=1000,
  alow={-4391.84969,-37.5726735,7.6569935,-0.00035617213,
        4.508689010000001e-007,-2.983230473e-010,8.01865866e-014},
  blow={-35533.0346,-2.598281578},
  ahigh={-8090.381920000001,-0.734826323,7.50064006,-2.863515042e-007,
        6.87655697e-011,-8.398807359999999e-015,4.08696816e-019},
  bhigh={-35721.0642,-1.693119087},
  R=24.35198375392549);
```

```
constant IdealGases.Common.DataRecord SrO(  
  name="SrO",  
  MM=0.1036194,  
  Hf=-137114.1986925228,  
  H0=87243.40229725321,  
  Tlimit=1000,  
  aLOW={42248.9167,-591.3517869999999,5.964363,-0.002105712736,  
    2.028373972e-006,-1.197885492e-009,3.46628992e-013},  
  bLOW={101.8053721,-7.51142747},  
  aHIGH={-51729330.5,151082.1,-161.4513515,0.08516051790000001,-2.091669402e-0  
05,  
    2.452307103e-009,-1.108841292e-013},  
  bHIGH={-968782.9519999999,1197.846971},  
  R=80.24049550566787);  
  
constant IdealGases.Common.DataRecord SrOH(  
  name="SrOH",  
  MM=0.10462734,  
  Hf=-1855019.213907187,  
  H0=105581.0651403352,  
  Tlimit=1000,  
  aLOW={46400.06559999999,-993.868554,9.78494896,-0.00577437762,  
    5.126164110000001e-006,-1.833418356e-009,1.92601341e-013},  
  bLOW={-20227.21196,-27.40670981},  
  aHIGH={2545648.379,-7416.19598,13.81956204,-0.003096481934,7.72389421e-007,  
    -7.921280320000001e-011,2.740829111e-015},  
  bHIGH={22313.02058,-61.4878113},  
  R=79.46748909032763);  
  
constant IdealGases.Common.DataRecord SrOHplus(  
  name="SrOHplus",  
  MM=0.1046267914,  
  Hf=2964533.279188374,  
  H0=106135.0429599431,  
  Tlimit=1000,  
  aLOW={38573.6694,-903.024233,9.451103249999999,-0.00504251628,  
    4.1901018900000001e-006,-1.196920603e-009,1.606318743e-014},  
  bLOW={39950.67720000001,-26.0148611},  
  aHIGH={867969.566,-2340.609538,7.97682975,0.0001023752569,-6.28603233e-008,  
    1.024851502e-011,-5.72368392e-016},  
  bHIGH={50731.5772,-20.27046917},  
  R=79.46790577007029);  
  
constant IdealGases.Common.DataRecord Sr_OH_2(  
  name="Sr_OH_2",  
  MM=0.12163468,  
  Hf=-4905628.666100819,  
  H0=139860.7781925352,  
  Tlimit=1000,  
  aLOW={72050.90300000001,-1789.465226,17.29429139,-0.01169280781,  
    1.106702894e-005,-4.49014609e-009,6.603997460000001e-013},  
  bLOW={-66053.94040000001,-63.88681219999999},  
  aHIGH={1750013.518,-4681.6015,13.95548402,0.000203501956,-1.253496115e-007,  
    2.044549432e-011,-1.142004855e-015},  
  bHIGH={-44271.7024,-50.5145685},  
  R=68.35609712624722);
```

```

constant IdealGases.Common.DataRecord SrS(
  name="SrS",
  MM=0.119685,
  Hf=871882.9845009816,
  H0=79676.77653841332,
  Tlimit=1000,
  a_low={12564.40807,-315.0436559,5.72172251,-0.002630479718,3.38469975e-006,-2
.296256846e-009,
    6.512086680000001e-013},
  b_low={12772.9516,-3.693874943},
  a_high={-13794329.47,39213.3158,-36.0286638,0.01818513386,-3.27585816e-006,
    2.324312746e-010,-3.6145557e-015},
  b_high={-241024.6179,299.1679642},
  R=69.46962443079751);

constant IdealGases.Common.DataRecord Sr2(
  name="Sr2",
  MM=0.17524,
  Hf=1755137.736818078,
  H0=64854.6964163433,
  Tlimit=1000,
  a_low={-110885.9753,592.760401,8.43968855,-0.02652801112,4.43582597e-005,-3.3
9991549e-008,
    9.965546679999999e-012},
  b_low={31576.15033,-7.03396665},
  a_high={209844.5682,103.865013,2.30933233,0.0001330517507,-4.42643339e-008,
    6.71141915e-012,-3.374128e-016},
  b_high={36366.4269,21.68088517},
  R=47.44619949783154);

constant IdealGases.Common.DataRecord Ta(
  name="Ta",
  MM=0.1809479,
  Hf=4324552.194305654,
  H0=34262.00580388057,
  Tlimit=1000,
  a_low={-11509.07339,47.8073043,3.18558839,-0.00536652816,1.288379705e-005,-1.
045798666e-008,
    3.050617695e-012},
  b_low={92997.97630000001,5.33605661},
  a_high={1689726.898,-5986.85466,9.565039670000001,-0.002511649459,
    6.44303117e-007,-7.189237249999999e-011,3.11335207e-015},
  b_high={130671.0983,-43.3509627},
  R=45.94953575034582);

constant IdealGases.Common.DataRecord Taplus(
  name="Taplus",
  MM=0.1809473514,
  Hf=8564255.420209482,
  H0=35025.85117142533,
  Tlimit=1000,
  a_low={286971.2865,-3084.920994,14.30679704,-0.01984772164,1.951445133e-005,
    -8.97094603e-009,1.501974665e-012},
  b_low={201382.8712,-63.0642783},
  a_high={3656142.13,-12540.73524,18.65022579,-0.007943274660000001,
    2.151786937e-006,-2.816764844e-010,1.413722944e-014},
  b_high={263687.6455,-106.5864286},
  R=45.94967506111836);

```

```
constant IdealGases.Common.DataRecord Taminus(
```

```
  name="Taminus",
  MM=0.1809484486,
  Hf=4119789.004922146,
  H0=35458.32555980256,
  Tlimit=1000,
  aLOW={187398.2301,-1681.268679,6.48004015,-0.0002254355782,2.028434876e-006,
    -4.67980143e-009,1.997027996e-012},
  bLOW={97934.96019999999,-20.49618155},
  aHIGH={-4235467.48,11010.56361,-4.73691107,0.002503562129,-4.82185169e-007,
    4.88640803e-011,-2.030547835e-015},
  bHIGH={15746.99408,64.918027},
  R=45.94939644041801);
```

```
constant IdealGases.Common.DataRecord TaCL5(
```

```
  name="TaCL5",
  MM=0.3582129,
  Hf=-2135140.86176126,
  H0=75008.74479953123,
  Tlimit=1000,
  aLOW={63064.8329,-1771.221442,22.55083356,-0.01360238041,1.613009806e-005,-1
.016307761e-008,
    2.631917453e-012},
  bLOW={-87927.37109999999,-80.97864282000001},
  aHIGH={-142644.4545,-38.9434032,16.0314237,-1.333676355e-005,
    3.084307611e-009,-3.66393006e-013,1.745841795e-017},
  bHIGH={-97012.9717,-42.56986372},
  R=23.21097872243015);
```

```
constant IdealGases.Common.DataRecord TaO(
```

```
  name="TaO",
  MM=0.1969473,
  Hf=1231470.068388853,
  H0=44509.90188745923,
  Tlimit=1000,
  aLOW={-13957.38049,394.523699,-0.0630169641,0.01308595441,-1.86233973e-005,
    1.366155583e-008,-3.92455123e-012},
  bLOW={26451.95419,27.41671469},
  aHIGH={6106591.12,-19841.35246,28.15797433,-0.01330045882,3.87680749e-006,-5
.068872769999999e-010,
    2.443666035e-014},
  bHIGH={152581.4433,-165.8307106},
  R=42.21673513675993);
```

```
constant IdealGases.Common.DataRecord TaO2(
```

```
  name="TaO2",
  MM=0.2129467,
  Hf=-815518.6532592428,
  H0=50243.08430231603,
  Tlimit=1000,
  aLOW={15163.56303,70.58414759999999,0.691851699,0.02020605733,-2.928317413e-
005,
    2.081417374e-008,-5.7511066900000001e-012},
  bLOW={-22121.99468,24.846625},
  aHIGH={1297565.964,-4149.217430000001,10.41680373,-0.001045478838,
    2.754904271e-007,-3.29704313e-011,1.356249074e-015},
  bHIGH={3418.98567,-33.9264279},
  R=39.04485019021192);
```

```

constant IdealGases.Common.DataRecord Ti(
  name="Ti",
  MM=0.047867,
  Hf=9881546.785885891,
  H0=157501.8488729187,
  Tlimit=1000,
 alow={-45701.793999999999,660.809202,0.429525749,0.00361502991,-3.54979281e-0
06,
    1.759952494e-009,-3.052720871e-013},
  blow={52709.4793,20.26149738},
  ahigh={-170478.6714,1073.852803,1.181955014,0.0002245246352,
    3.091697848e-007,-5.74002728e-011,2.927371014e-015},
  bhigh={49780.69910000001,17.40431368},
  R=173.699458917417);

constant IdealGases.Common.DataRecord Tiplus(
  name="Tiplus",
  MM=0.0478664514,
  Hf=23766625.59531204,
  H0=165038.9525219745,
  Tlimit=1000,
  alow={170745.7044,-1727.524602,9.615885329999999,-0.0108965506,
    8.20180965e-006,-2.871464413e-009,3.420382976e-013},
  blow={144789.7558,-34.6314366},
  ahigh={-768546.308,2545.8681,0.342386278,0.000709990136,2.706231875e-008,-2.
3716601e-011,
    1.895443077e-015},
  bhigh={119882.1489,24.8479915},
  R=173.7014496963525);

constant IdealGases.Common.DataRecord Timinus(
  name="Timinus",
  MM=0.0478675486,
  Hf=9593217.689865155,
  H0=157990.4177503671,
  Tlimit=1000,
  alow={-3006.48499,204.0911689,1.822638976,0.001245254812,-1.309239865e-006,
    7.37214322e-010,-1.724319779e-013},
  blow={53467.7205,12.05926588},
  ahigh={23411.1764,2.580413872,2.497754577,9.76907204e-007,-2.280024955e-010,
    2.717202291e-014,-1.295670294e-018},
  bhigh={54546.621799999999,7.99982395},
  R=173.6974681841134);

constant IdealGases.Common.DataRecord TiCL(
  name="TiCL",
  MM=0.08331999999999999,
  Hf=1810500.792126741,
  H0=116186.1017762842,
  Tlimit=1000,
  alow={-17141.77839,310.3259047,0.892093598,0.01383436793,-1.885370354e-005,
    1.212085912e-008,-3.032162427e-012},
  blow={15580.66453,22.44778384},
  ahigh={-963322.542,2868.829781,1.973820676,0.001752668011,-4.25543436e-007,
    5.0491034e-011,-2.304720715e-015},
  bhigh={-1811.011561,23.19450287},
  R=99.78963034085456);

```



```
constant IdealGases.Common.DataRecord TiCL2(  
  name="TiCL2",  
  MM=0.118773,  
  Hf=-1997339.462672493,  
  H0=114043.343184057,  
  Tlimit=1000,  
  alow={13243.54656,-576.282932,9.64004729,-0.00447512095,  
    5.3987948699999999e-006,-3.52580049e-009,9.74600455e-013},  
  blow={-27920.66683,-22.18347625},  
  ahigh={-3190012.95,10157.63826,-4.84079477,0.00682200634,-1.70075327e-006,  
    2.118106588e-010,-1.041245457e-014},  
  bhigh={-94809.82980000001,78.23195948},  
  R=70.00304783073595);  
  
constant IdealGases.Common.DataRecord TiCL3(  
  name="TiCL3",  
  MM=0.154226,  
  Hf=-3496946.04022668,  
  H0=99691.01837563056,  
  Tlimit=1000,  
  alow={124328.2268,-2320.728253,17.79895274,-0.01160889348,1.006643154e-005,  
    -4.81194069e-009,1.006186828e-012},  
  blow={-56096.0251,-67.32754065},  
  ahigh={-94087.92310000002,-125.5351109,10.66923972,-0.0002637456897,  
    7.95916935e-008,-1.176740054e-011,6.41622348e-016},  
  bhigh={-67691.1468,-23.69164216},  
  R=53.91096183522882);  
  
constant IdealGases.Common.DataRecord TiCL4(  
  name="TiCL4",  
  MM=0.189679,  
  Hf=-4023429.056458543,  
  H0=113947.9910796662,  
  Tlimit=1000,  
  alow={81871.96800000001,-1758.32385,18.92512121,-0.01133495876,  
    1.251952037e-005,-7.4226813299999999e-009,1.825440187e-012},  
  blow={-86729.231099999999,-67.69594291},  
  ahigh={-143256.2278,-43.1677485,13.03337752,-1.371365738e-005,  
    3.093403483e-009,-3.60424516e-013,1.691384523e-017},  
  bhigh={-95889.469999999999,-32.47541011},  
  R=43.83443607357694);  
  
constant IdealGases.Common.DataRecord TiO(  
  name="TiO",  
  MM=0.0638664,  
  Hf=775112.0307391679,  
  H0=150205.9768516779,  
  Tlimit=1000,  
  alow={-11681.5246,454.256565,-0.1139144613,0.01275432333,-1.727656935e-005,  
    1.187369403e-008,-3.23657937e-012},  
  blow={2924.306353,27.02903947},  
  ahigh={2330644.03,-7415.79386,12.81799311,-0.004344555950000001,  
    1.186303111e-006,-1.367644275e-010,5.70321225e-015},  
  bhigh={51448.4136,-57.9399424},  
  R=130.1853869953528);  
  
constant IdealGases.Common.DataRecord TiOplus(  

```

```

name="TiOplus",
MM=0.06386585139999999,
Hf=10730632.97485454,
H0=144257.2329036547,
Tlimit=1000,
alow={36912.5625,-149.2825538,2.624977257,0.00581862713,-7.52966211e-006,
      4.74415435e-009,-1.186916989e-012},
blow={82415.51169999999,10.95428726},
ahigh={342132.953,-2161.85106,8.02517566,-0.002708700692,1.004583805e-006,-1
.50576685e-010,
      8.04565811e-015},
bhigh={93626.4699,-22.61587887},
R=130.1865052722056);

```

```

constant IdealGases.Common.DataRecord TiOCL(
  name="TiOCL",
  MM=0.0993194,
  Hf=-2459358.393224285,
  H0=122259.1054718413,
  Tlimit=1000,
  alow={35458.5651,-629.528714,7.3701763,0.00330201914,-6.12145875e-006,
        4.73588025e-009,-1.374690357e-012},
  blow={-27970.87903,-12.94470159},
  ahigh={-127305.9873,-111.111885,7.58288808,-3.3128718e-005,7.31401409e-009,
        -8.37882226e-013,3.87927506e-017},
  bhigh={-31393.56857,-12.47104274},
  R=83.71448075602551);

```

```

constant IdealGases.Common.DataRecord TiOCL2(
  name="TiOCL2",
  MM=0.1347724,
  Hf=-4047950.470571125,
  H0=123986.8845549979,
  Tlimit=1000,
  alow={32890.5246,-738.918859,10.55976857,0.001577742341,-3.9071821e-006,
        3.29057653e-009,-9.949471750000001e-013},
  blow={-64484.107,-24.17469934},
  ahigh={-132295.1633,-96.91212050000002,10.07240769,-2.897248531e-005,
        6.40177504e-009,-7.3384526e-013,3.39928267e-017},
  bhigh={-68474.09640000001,-19.75043469},
  R=61.69269078832164);

```

```

constant IdealGases.Common.DataRecord TiO2(
  name="TiO2",
  MM=0.07986579999999999,
  Hf=-3824290.246889157,
  H0=142134.5557172156,
  Tlimit=1000,
  alow={-1710.545601,272.1435528,0.596137896,0.01925463599,-2.665500165e-005,
        1.811109197e-008,-4.87671047e-012},
  blow={-39122.4177,24.08605889},
  ahigh={154629.9764,-1046.25688,7.78898583,-0.0001546805714,-7.05993595e-008,
        3.100244802e-011,-2.49472543e-015},
  bhigh={-32663.3675,-15.9153466},
  R=104.1055370383819);

```

```

constant IdealGases.Common.DataRecord U(

```

```
name="U",
MM=0.23802891,
Hf=2247626.139194605,
H0=27304.64127235637,
Tlimit=1000,
alow={69657.3775,-1070.351517,8.075842310000001,-0.01060034069,
      9.25654801e-006,-3.21989976e-009,4.058048809e-013},
blow={68665.137,-22.40521678},
ahigh={-4092498.96,12748.88349,-12.18707506,0.00725810568,-7.78777507e-007,
      -3.84435385e-011,7.066508567e-015},
bhigh={-16993.72664,115.5026301},
R=34.93051327252644);
```

```
constant IdealGases.Common.DataRecord UF(
  name="UF",
  MM=0.2570273132,
  Hf=-191616.7444884609,
  H0=36521.65555143032,
  Tlimit=1000,
  alow={172553.3463,-1698.985561,5.90292643,0.01841977309,-4.633174310000001e-
005,
      4.3766572000000001e-008,-1.451876566e-011},
  blow={2086.455917,-11.86592944},
  ahigh={-5325439.37,15339.67086,-11.75044398,0.00964721093,-2.49877819e-006,
      3.155572896e-010,-1.544694839e-014},
  bhigh={-105719.6525,122.0828149},
  R=32.34859321557893);
```

```
constant IdealGases.Common.DataRecord UFplus(
  name="UFplus",
  MM=0.2570267646,
  Hf=2167318.908857323,
  H0=36958.66854482439,
  Tlimit=1000,
  alow={1622640.597,-19173.26611,87.5946122,-0.1699915707,0.0001861251683,-1.0
36176702e-007,
      2.324287412e-011},
  blow={161670.9643,-480.6891249},
  ahigh={539509.184,-2923.962095,10.08511948,-0.002425945123,5.92872548e-007,
      -6.79584554e-011,3.152666445e-015},
  bhigh={82672.912200000001,-33.07089704},
  R=32.34866226067727);
```

```
constant IdealGases.Common.DataRecord UFminus(
  name="UFminus",
  MM=0.2570278618,
  Hf=-605689.9509250013,
  H0=35622.62447300179,
  Tlimit=1000,
  alow={3692.32786,-149.1979606,4.03398852,0.002857429445,-5.17170256e-006,
      3.98537911e-009,-9.47035544e-013},
  blow={-19152.81695,6.059243838},
  ahigh={-4311143.56,19748.17938,-27.60304763,0.02276806261,-6.88874172e-006,
      9.483511059999999e-010,-4.9106881e-014},
  bhigh={-138080.129,224.0758537},
  R=32.34852417077533);
```

```
constant IdealGases.Common.DataRecord UF2(
```

```
  name="UF2",
  MM=0.2760257164,
  Hf=-1938358.21523476,
  H0=54894.85616638001,
  Tlimit=1000,
  alow={-38824.9202,445.493086,4.71800919,0.00164891148,
        8.6962430100000001e-006,-1.207439921e-008,4.53679391e-012},
  blow={-68553.293300000001,11.59725423},
  ahigh={-471677.682,322.423686,8.214090629999999,-0.000140741378,
        6.54117805e-009,1.818915497e-012,-2.287963719e-016},
  bhigh={-69952.3505,-9.6489631560000001},
  R=30.12209191389676);
```

```
constant IdealGases.Common.DataRecord UF2plus(
```

```
  name="UF2plus",
  MM=0.2760251678,
  Hf=255214.1442806506,
  H0=52303.66170979283,
  Tlimit=1000,
  alow={5439.01016,-150.7096256,6.87348519,0.001530973969,-3.31669431e-006,
        2.949453335e-009,-8.28170654e-013},
  blow={7256.01491,-2.205491833},
  ahigh={-3779149.61,12987.37504,-10.27930641,0.01048838051,-2.651047812e-006,
        3.116973593e-010,-1.417216291e-014},
  bhigh={-74334.402,118.9131079},
  R=30.12215178155214);
```

```
constant IdealGases.Common.DataRecord UF2minus(
```

```
  name="UF2minus",
  MM=0.27602626500000001,
  Hf=-2457132.820313313,
  H0=47652.49060628342,
  Tlimit=1000,
  alow={806049.17300000001,-9404.254659999999,44.4839277,-0.0686855877,
        6.7778099200000001e-005,-3.33882768e-008,6.60485162e-012},
  blow={-36033.0613,-226.1594249},
  ahigh={10382318.55,-28401.13518,34.9853337,-0.01053216396,1.92462047e-006,-1
.69874957e-010,
        5.70985889e-015},
  bhigh={100157.2794,-209.4039075},
  R=30.12203204647934);
```

```
constant IdealGases.Common.DataRecord UF3(
```

```
  name="UF3",
  MM=0.2950241196,
  Hf=-3596175.792130048,
  H0=63191.657093246,
  Tlimit=1000,
  alow={30710.27207,-634.078947,11.14030799,-0.0002937554125,-1.865390371e-006
,
        2.37181947e-009,-7.44675407e-013},
  blow={-127183.8141,-23.48962529},
  ahigh={-3828876.42,12968.91783,-7.26555429,0.01048289752,-2.649840687e-006,
        3.115594509e-010,-1.4165794e-014},
  bhigh={-211361.5913,105.4464687},
  R=28.18234662058458);
```

```
constant IdealGases.Common.DataRecord UF3plus(  
  name="UF3plus",  
  MM=0.295023571,  
  Hf=-965161.6277127904,  
  H0=63245.35336873134,  
  Tlimit=1000,  
  alow={-398415.589,3480.89244,-2.519603507,0.02283749282,-2.16884478e-005,  
    1.11126579e-008,-2.350882012e-012},  
  blow={-55508.892,58.53815975},  
  ahigh={-1196316.388,3972.78507,4.53590711,0.00413341615,-1.097960689e-006,  
    1.319641252e-010,-6.10112918e-015},  
  bhigh={-61995.4174,21.37623045},  
  R=28.18239902600868);  
  
constant IdealGases.Common.DataRecord UF3minus(  
  name="UF3minus",  
  MM=0.2950246682,  
  Hf=-4021496.840378447,  
  H0=65615.96736336911,  
  Tlimit=1000,  
  alow={-231518.73,2534.197822,-3.18071459,0.02932741422,-2.85691226e-005,  
    1.345804152e-008,-2.465442912e-012},  
  blow={-158038.7746,59.73605435},  
  ahigh={-191005.3149,-506.918131,11.81482258,-0.0001711879404,-9.38483918e-00  
8,  
    2.242009537e-011,-1.42819528e-015},  
  bhigh={-143862.8681,-27.74680411},  
  R=28.18229421535538);  
  
constant IdealGases.Common.DataRecord UF4(  
  name="UF4",  
  MM=0.3140225228,  
  Hf=-5114784.136114202,  
  H0=69716.59804778818,  
  Tlimit=1000,  
  alow={-50078.5238,-969.349355,20.69596355,-0.02564852637,4.19586012e-005,-3.  
20101339e-008,  
    9.4220768600000001e-012},  
  blow={-193162.6334,-71.72362935},  
  ahigh={-1230291.173,3876.46379,7.62162591,0.004094525220000001,-1.088530094e  
-006,  
    1.308042117e-010,-6.04439087e-015},  
  bhigh={-221414.292,6.270300658},  
  R=26.47731100897964);  
  
constant IdealGases.Common.DataRecord UF4plus(  
  name="UF4plus",  
  MM=0.3140219742,  
  Hf=-2042976.405184323,  
  H0=64687.5622374837,  
  Tlimit=1000,  
  alow={38489.5633,-1343.282151,16.46334809,-0.00719607986,1.147165041e-005,-8  
.70587798e-009,  
    2.501076195e-012},  
  blow={-74050.482,-52.95285534999999},  
  ahigh={-1617630.159,3765.93477,9.16613853,0.002426641067,-5.695320299999999e  
-007,  
    6.021096599999999e-011,-2.438874329e-015},
```

```
bhigh={-106191.0645,-4.162641042},
R=26.47735726514645);
```

```
constant IdealGases.Common.DataRecord UF4minus(
  name="UF4minus",
  MM=0.3140230714,
  Hf=-5503846.766081914,
  H0=69666.13918674002,
  Tlimit=1000,
  alow={72031.7969,-1374.343862,16.40877729,-0.00436306627,2.460407959e-006,-1
.498144731e-010,
    -1.239417075e-013},
  blow={-204517.4023,-51.72250795},
  ahigh={-4639200.11,16268.24426,-9.59529105,0.01441556535,-4.008173850000001e
-006,
    5.1402307900000001e-010,-2.511687821e-014},
  bhigh={-312514.0933,127.4038784},
  R=26.47726475297446);
```

```
constant IdealGases.Common.DataRecord UF5(
  name="UF5",
  MM=0.333020926,
  Hf=-5854959.048429288,
  H0=70875.07167642673,
  Tlimit=1000,
  alow={161576.9193,-2976.611537,25.3754242,-0.0193010567,2.561852107e-005,-1.
747402896e-008,
    4.73205938e-012},
  blow={-223908.9616,-102.4264836},
  ahigh={-1695373.88,3735.42535,12.1874804,0.002418608203,-5.67852616e-007,
    6.00276561e-011,-2.430740809e-015},
  bhigh={-264510.7342,-18.83137475},
  R=24.96681544870847);
```

```
constant IdealGases.Common.DataRecord UF5plus(
  name="UF5plus",
  MM=0.3330203774,
  Hf=-2563258.286668436,
  H0=70903.04258360378,
  Tlimit=1000,
  alow={162651.9713,-2915.370389,24.36168077,-0.01382199656,1.339849041e-005,
    -7.07857269e-009,1.57340404e-012},
  blow={-92264.0485,-98.30243935},
  ahigh={-262847.8263,-117.4047323,16.08988291,-3.66551671e-005,
    8.2214949700000001e-009,-9.53716052e-013,4.46014508e-017},
  bhigh={-107629.3931,-47.63374165000001},
  R=24.96685657770803);
```

```
constant IdealGases.Common.DataRecord UF5minus(
  name="UF5minus",
  MM=0.3330214746,
  Hf=-6874725.540597317,
  H0=75649.66502613644,
  Tlimit=1000,
  alow={-314213.0934,2020.611008,7.50849182,0.01640034396,-1.562795472e-005,
    7.99024601e-009,-1.671674534e-012},
  blow={-290764.7496,4.690020575},
```

```
ahigh={-1331518.187,3905.51686,10.58727667,0.00411250727,-1.09327793e-006,  
1.314215436e-010,-6.07577827e-015},  
bhigh={-304950.6955,-7.977511665},  
R=24.96677431984442);
```

```
constant IdealGases.Common.DataRecord UF6(  
  name="UF6",  
  MM=0.3520193292,  
  Hf=-6103760.418165129,  
  H0=75630.36967459797,  
  Tlimit=1000,  
  alow={191567.406,-3426.39161,28.0039589,-0.01326392086,1.107123764e-005,-4.8  
217541099999999e-009,  
8.32513245e-013},  
  blow={-246104.5194,-121.1612947},  
  ahigh={-340902.792,-145.8950046,19.10902533,-4.3584511299999999e-005,  
9.6176046599999999e-009,-1.100915551e-012,5.09264508e-017},  
  bhigh={-264364.5561,-65.79130395999999},  
  R=23.61936209268818);
```

```
constant IdealGases.Common.DataRecord UF6minus(  
  name="UF6minus",  
  MM=0.3520198778,  
  Hf=-7645324.368668365,  
  H0=78775.65657174375,  
  Tlimit=1000,  
  alow={156923.0858,-3027.27994,27.01442427,-0.01136860992,8.29857616e-006,-2.  
582889593e-009,  
2.790817248e-013},  
  blow={-313530.7376,-112.8934794},  
  ahigh={2699676.848,-6574.45967,22.41731997,0.000605779971,-4.51749171e-007,  
7.8218204699999999e-011,-4.56033472e-015},  
  bhigh={-285566.7984,-91.82896336},  
  R=23.61932528345421);
```

```
constant IdealGases.Common.DataRecord UO(  
  name="UO",  
  MM=0.25402831,  
  Hf=120020.4378795419,  
  H0=37548.13390680748,  
  Tlimit=1000,  
  alow={1007249.615,-12871.90666,59.93123920000001,-0.1003445164,  
8.529345550000001e-005,-2.634105066e-008,-5.350649790000001e-013},  
  blow={66274.4252,-322.6786779},  
  ahigh={-2458660.003,3942.65216,5.01603072,-0.0005450639469999999,  
2.096321351e-007,-2.654652526e-011,1.361108472e-015},  
  bhigh={-26651.49645,5.580598689},  
  R=32.73049369969828);
```

```
constant IdealGases.Common.DataRecord UOplus(  
  name="UOplus",  
  MM=0.2540277614,  
  Hf=2287041.084793814,  
  H0=34737.25450859325,  
  Tlimit=1000,  
  alow={15628.34007,-122.4921454,3.32414616,0.002467496097,-6.851856739999999e  
-007,
```

```

    5.55207319e-011,-5.89301203e-014},
    blow={69529.99740000001,9.583869879},
    ahigh={-106371.4748,-1793.716133,8.024449049999999,-0.001565116442,
    5.06603391e-007,-7.37397747e-011,4.07476643e-015},
    bhigh={77890.8584,-21.1528425},
    R=32.73056438468461);

```

```

constant IdealGases.Common.DataRecord UOF (

```

```

    name="UOF",
    MM=0.2730267132,
    Hf=-1985823.063411511,
    H0=51297.01718871954,
    Tlimit=1000,
    alow={386.124847,51.622868999999999,4.88896252,0.00726563356,-1.134176875e-00

```

5,

```

    8.50904175e-009,-2.354655485e-012},
    blow={-67198.1338,8.269521875000001},
    ahigh={-3805936.01,12952.07909,-10.25373631,0.01047841671,-2.648894949e-006,
    3.114551623e-010,-1.416111895e-014},
    bhigh={-147897.6701,118.4570601},
    R=30.45296155292104);

```

```

constant IdealGases.Common.DataRecord UOF2 (

```

```

    name="UOF2",
    MM=0.2920251164,
    Hf=-3819912.060139495,
    H0=61009.94400630945,
    Tlimit=1000,
    alow={-91066.1831,-101.4150169,13.71057013,-0.01659931694,3.082352584e-005,
    -2.490530206e-008,7.580617639999999e-012},
    blow={-137468.6016,-34.70029665},
    ahigh={-1198944.06,3852.17341,4.63910975,0.00408773844,-1.087067018e-006,
    1.306398384e-010,-6.03690152e-015},
    bhigh={-161263.7583,20.18237189},
    R=28.47177017682031);

```

```

constant IdealGases.Common.DataRecord UOF3 (

```

```

    name="UOF3",
    MM=0.3110235196,
    Hf=-4856989.72522334,
    H0=63748.10826364272,
    Tlimit=1000,
    alow={124925.6374,-2111.719498,18.44931536,-0.01041493583,1.469002962e-005,
    -1.049770051e-008,2.922353602e-012},
    blow={-174384.4024,-66.49285435},
    ahigh={-1658296.049,3714.43468,9.20242554,0.002412862293,-5.66624172e-007,
    5.98906211e-011,-2.42453481e-015},
    bhigh={-210549.1714,-5.670532802},
    R=26.73261498260018);

```

```

constant IdealGases.Common.DataRecord UOF4 (

```

```

    name="UOF4",
    MM=0.3300219228,
    Hf=-5410584.593442651,
    H0=68912.79769248105,
    Tlimit=1000,
    alow={143716.4405,-2496.730363,21.04827038,-0.00469256133,

```



```
      8.741718649999999e-007,1.517555623e-009,-7.76879974e-013},
      blow={-206128.4178,-82.46219615},
      ahigh={-299619.0288,-167.7276501,16.12494871,-4.98441446e-005,
        1.098253497e-008,-1.255803231e-012,5.80448098e-017},
      bhigh={-219545.926,-50.24484645},
      R=25.1936960110336);
```

```
constant IdealGases.Common.DataRecord UO2 (
  name="UO2",
  MM=0.27002771,
  Hf=-1769521.73908374,
  H0=49847.09532218007,
  Tlimit=1000,
  aLOW={-112965.0727,427.073027,8.41369401,-0.00976428,2.199903691e-005,-1.907
665954e-008,
    6.02988991e-012},
  blow={-62514.433,-13.00704863},
  ahigh={-1190542.635,3832.18635,2.153236312,0.00408235191,-1.085924847e-006,
    1.305134065e-010,-6.03121575e-015},
  bhigh={-83676.1801,25.90742388},
  R=30.79118065327443);
```

```
constant IdealGases.Common.DataRecord UO2plus (
  name="UO2plus",
  MM=0.2700271614,
  Hf=190699.0346194115,
  H0=42871.68350020659,
  Tlimit=1000,
  aLOW={44880.2338,-648.923642,6.87424356,0.002281949316,1.859218752e-007,-1.8
49509036e-009,
    8.14996533e-013},
  blow={7891.74023,-10.28257233},
  ahigh={-1589957.42,3657.74607,3.74678542,0.002394401448,-5.62410144e-007,
    5.93945164e-011,-2.401047056e-015},
  bhigh={-20485.58817,14.64015614},
  R=30.79124321009879);
```

```
constant IdealGases.Common.DataRecord UO2minus (
  name="UO2minus",
  MM=0.2700282586,
  Hf=-2124592.529590901,
  H0=51021.98959261074,
  Tlimit=1000,
  aLOW={63419.7131,-719.61185,8.30824162,0.000962645545,-3.58373398e-006,
    3.47355458e-009,-1.02279312e-012},
  blow={-67181.69869999999,-16.0603012},
  ahigh={-273825.164,3228.53442,-0.2805114576,0.006607310710000001,-2.07029101
5e-006,
    2.851708013e-010,-1.466578192e-014},
  bhigh={-88934.3618,41.45760316},
  R=30.79111809670427);
```

```
constant IdealGases.Common.DataRecord UO2F (
  name="UO2F",
  MM=0.2890261132,
  Hf=-3452749.75659189,
  H0=54679.34307051395,
```

```

Tlimit=1000,
alow={83217.923900000001,-1327.082127,12.4012539,-0.00408415101,
  7.33159348e-006,-5.98740488e-009,1.787869209e-012},
blow={-115752.6888,-34.15298625},
ahigh={-1614277.202,3712.77186,6.20330882,0.002412618055,-5.665888019999999e
-007,
  5.98882352e-011,-2.424485602e-015},
bhigh={-147835.7384,8.736139132},
R=28.76719998738163);

```

```

constant IdealGases.Common.DataRecord UO2F2 (
  name="UO2F2",
  MM=0.3080245164,
  Hf=-4396507.2742502,
  H0=61904.07576271744,
  Tlimit=1000,
  alow={99598.74299999999,-1530.010701,13.58992177,0.0053706558,-1.141444341e-
005,
  9.301197039999999e-009,-2.781220538e-012},
  blow={-158031.0734,-41.96260275},
  ahigh={-263655.2036,-203.2835065,13.15092994,-6.00648683e-005,
  1.321137913e-008,-1.508668985e-012,6.96618275e-017},
  bhigh={-166444.4818,-35.66258175},
  R=26.99289036202185);

```

```

constant IdealGases.Common.DataRecord UO3 (
  name="UO3",
  MM=0.28602711,
  Hf=-2794278.524857312,
  H0=52948.63483394984,
  Tlimit=1000,
  alow={66376.77039999999,-758.2646579999999,7.11284471,0.01322149697,-2.10619
1042e-005,
  1.545856318e-008,-4.37856629e-012},
  blow={-94133.69349999999,-8.588030428},
  ahigh={-1097362.721,2808.784061,5.96612147,0.002861871152,-1.05284381e-006,
  1.849985929e-010,-1.102849619e-014},
  bhigh={-117336.0017,6.672828312},
  R=29.06882497956226);

```

```

constant IdealGases.Common.DataRecord UO3minus (
  name="UO3minus",
  MM=0.2860276586,
  Hf=-4563036.051786915,
  H0=53935.6301258063,
  Tlimit=1000,
  alow={100014.3902,-1448.443754,12.17532415,-0.002944956748,
  5.675227999999999e-006,-4.91671042e-009,1.525185713e-012},
  blow={-151925.3376,-34.71731375},
  ahigh={-1632938.634,3667.49541,6.24003065,0.002396952522,-5.62949023e-007,
  5.94541313e-011,-2.403730982e-015},
  bhigh={-184592.7385,7.032059012},
  R=29.06876922566257);

```

```

constant IdealGases.Common.DataRecord V (
  name="V",
  MM=0.0509415,

```

```
Hf=10154138.84553851,
H0=155218.5153558494,
Tlimit=1000,
alow={-55353.7602,559.333851,2.675543482,-0.00624304963,1.565902337e-005,-1.
372845314e-008,
    4.16838881e-012},
blow={58206.6436,9.5245674900000001},
ahigh={1200390.3,-5027.0053,10.58830594,-0.005044326100000001,
    1.488547375e-006,-1.785922508e-010,8.113013866e-015},
bhigh={91707.40909999999,-47.6833632},
R=163.2160811911703);

constant IdealGases.Common.DataRecord Vplus(
  name="Vplus",
  MM=0.0509409514,
  Hf=23041293.47297585,
  H0=155038.5452753833,
  Tlimit=1000,
  alow={75688.3446,-841.527382,7.55923271,-0.01441722656,2.038356397e-005,-1.2
89073883e-008,
    3.065656561e-012},
blow={144447.8191,-19.91067645},
ahigh={2347072.054,-9021.197190000001,14.77349798,-0.00689189688,
    1.968884877e-006,-2.539798544e-010,1.226783122e-014},
bhigh={195835.1444,-78.5559293},
R=163.2178389192786);

constant IdealGases.Common.DataRecord Vminus(
  name="Vminus",
  MM=0.0509420486,
  Hf=9037446.974600077,
  H0=154651.4758733122,
  Tlimit=1000,
  alow={-3799.27356,231.3840448,1.72560819,0.001429275357,-1.506038188e-006,
    8.4918151700000001e-010,-1.987980413e-013},
blow={53474.0292,12.61900982},
ahigh={26001.0043,2.096334097,2.498006548,8.991278839999999e-007,-2.13974950
8e-010,
    2.581021334e-014,-1.240812796e-018},
bhigh={54700.0708,7.97790024},
R=163.2143235009202);

constant IdealGases.Common.DataRecord VCL4(
  name="VCL4",
  MM=0.1927535,
  Hf=-2734365.290383832,
  H0=113010.129517752,
  Tlimit=1000,
  alow={77198.3471,-1702.85404,18.82697965,-0.01130896832,1.266950765e-005,-7.
625019339999999e-009,
    1.907582465e-012},
blow={-58637.4854,-65.59171105999999},
ahigh={-1717776.251,4550.441049999999,8.164464799999999,0.002224875998,-4.09
41117800000001e-007,
    3.2717875e-011,-8.8586908e-016},
bhigh={-96906.200600000001,4.348293098},
R=43.13525824433798);
```

```

constant IdealGases.Common.DataRecord VN (
  name="VN",
  MM=0.0649482,
  Hf=8052571.125912651,
  H0=135488.6509556847,
  Tlimit=1000,
  alow={-15817.37285,486.816542,-1.045200388,0.01685261043,-2.334616543e-005,
    1.58871005e-008,-4.27908088e-012},
  blow={59814.814,31.44995263},
  ahigh={1018619.667,-3932.30557,9.856823609999999,-0.00328922171,
    1.005181767e-006,-1.243211436e-010,5.48677656e-015},
  bhigh={85573.18339999999,-35.52830762},
  R=128.0169735265951);

```

```

constant IdealGases.Common.DataRecord VO (
  name="VO",
  MM=0.0669409,
  Hf=2219610.223346266,
  H0=131057.4850353073,
  Tlimit=1000,
  alow={-13116.19784,374.781697,0.0930083486,0.01244977714,-1.688540028e-005,
    1.142443381e-008,-3.04058932e-012},
  blow={15237.8992,25.36811755},
  ahigh={2986190.283,-10113.44974,17.18161749,-0.00787670503,2.562279547e-006,
    -3.54740035e-010,1.770268056e-014},
  bhigh={79612.5488,-87.89993010000001},
  R=124.2061579691937);

```

```

constant IdealGases.Common.DataRecord VO2 (
  name="VO2",
  MM=0.0829403,
  Hf=-2805604.211704081,
  H0=128073.4335419573,
  Tlimit=1000,
  alow={-6678.58586,391.159758,-1.028549847,0.02401523419,-3.33737881e-005,
    2.283623543e-008,-6.1991431e-012},
  blow={-30746.09276,32.7791238},
  ahigh={121063.2401,-1627.832993,9.252713099999999,-0.001572703139,
    5.23143016e-007,-6.476071140000001e-011,2.847226026e-015},
  bhigh={-20973.06345,-25.47380687},
  R=100.2464664342907);

```

```

constant IdealGases.Common.DataRecord V4O10 (
  name="V4O10",
  MM=0.36376,
  Hf=-7766561.705520123,
  H0=101154.6981526281,
  Tlimit=1000,
  alow={338573.916,-5353.92926,29.93220131,0.0581883652,-9.69634016e-005,
    7.27475699e-008,-2.091628357e-011},
  blow={-318934.937,-146.6398396},
  ahigh={-1360273.27,-1341.69286,40.9913859,-0.000393226553,8.62849412e-008,-9
.83594409e-012,
    4.53563729e-016},
  bhigh={-348461.612,-190.7911348},
  R=22.85702661095228);

```

```
constant IdealGases.Common.DataRecord W(  
  name="W",  
  MM=0.18384,  
  Hf=4630349.902088773,  
  H0=33814.87162750217,  
  Tlimit=1000,  
  alow={159522.3922,-2673.843928,20.60469727,-0.0625231523,0.0001105654838,-8.  
45351161e-008,  
    2.336187771e-011},  
  blow={113964.8616,-90.118369},  
  ahigh={-8048745.96,14657.00424,-0.2508531501,-0.002596486992,  
    1.409225475e-006,-2.233011706e-010,1.262640862e-014},  
  bhigh={-3091.130919,39.5582219},  
  R=45.22667536988686);  
  
constant IdealGases.Common.DataRecord Wplus(  
  name="Wplus",  
  MM=0.1838394514,  
  Hf=8854687.895353457,  
  H0=33840.75046255279,  
  Tlimit=1000,  
  alow={-196928.4929,2670.137332,-11.31686913,0.0330818373,-3.6290355e-005,  
    2.066142971e-008,-4.808285562e-012},  
  blow={182095.0862,85.5210448},  
  ahigh={6387743.399999999,-20618.11463,27.59291576,-0.01244535845,  
    3.27120049e-006,-4.065463720000001e-010,1.912595872e-014},  
  bhigh={324517.443,-171.6919194},  
  R=45.22681033196339);  
  
constant IdealGases.Common.DataRecord Wminus(  
  name="Wminus",  
  MM=0.1838405486,  
  Hf=4168783.948026143,  
  H0=33710.8872182728,  
  Tlimit=1000,  
  alow={0,0,2.5,0,0,0,0},  
  blow={91429.8137,8.46116967},  
  ahigh={0,0,2.5,0,0,0,0},  
  bhigh={91429.8137,8.46116967},  
  R=45.22654040861582);  
  
constant IdealGases.Common.DataRecord WCL6(  
  name="WCL6",  
  MM=0.396558,  
  Hf=-1244993.166195109,  
  H0=77645.5272620903,  
  Tlimit=1000,  
  alow={33393.9167,-1697.36608,25.60612352,-0.01425247881,1.739682668e-005,-1.  
120537864e-008,  
    2.95152289e-012},  
  blow={-56730.59239999999,-97.41466299000001},  
  ahigh={-151673.5473,-34.5137925,19.02867176,-1.242486969e-005,  
    2.917675103e-009,-3.50598144e-013,1.685355887e-017},  
  bhigh={-65357.79790000001,-58.94914959000001},  
  R=20.96659757210799);  
  
constant IdealGases.Common.DataRecord WO(  

```

```

name="WO",
MM=0.1998394,
Hf=2010292.820134568,
H0=46332.76020644578,
Tlimit=1000,
alow={-19337.58411,493.669084,-0.4116148220000001,0.01307976507,-1.689145619
e-005,
      1.092748066e-008,-2.820593541e-012},
blow={45110.179,30.02592661},
ahigh={1262156.956,-4177.263120000001,9.35828647,-0.00288761222,
      8.89393396e-007,-8.955318699999999e-011,2.504359614e-015},
bhigh={73133.8064,-31.4488229},
R=41.60576943285459);

```

```

constant IdealGases.Common.DataRecord WOCL4 (
name="WOCL4",
MM=0.34165140000000001,
Hf=-1678591.101924359,
H0=65187.43666790184,
Tlimit=1000,
alow={26588.12693,-933.6913239999999,13.21377385,0.01270930811,-1.964716509e
-005,
      1.405106974e-008,-3.89938214e-012},
blow={-67922.907900000001,-35.94869683},
ahigh={-304902.8285,-353.942586,16.26432703,-0.0001058245461,
      2.340548846e-008,-2.685852021e-012,1.245412684e-016},
bhigh={-72725.46739999999,-49.91761253},
R=24.33612740940034);

```

```

constant IdealGases.Common.DataRecord WO2 (
name="WO2",
MM=0.2158388,
Hf=134645.5966211821,
H0=49642.82603498537,
Tlimit=1000,
alow={3120.918919,241.3883468,-0.3024119184,0.02324333417,-3.37881268e-005,
      2.380934019e-008,-6.4215928800000001e-012},
blow={1442.005265,29.57655179},
ahigh={-753740.6680000001,3204.64305,0.6701965600000001,0.00448823887,-8.858
328459999999e-007,
      6.24517175e-011,-9.0466139000000001e-016},
bhigh={-17694.2023,34.0572401},
R=38.52167450893908);

```

```

constant IdealGases.Common.DataRecord WO2CL2 (
name="WO2CL2",
MM=0.2867448,
Hf=-2341915.180327594,
H0=68018.03206195892,
Tlimit=1000,
alow={430.015448,-243.8547856,7.97630699,0.01715005722,-2.487975176e-005,
      1.737644163e-008,-4.7719284e-012},
blow={-82328.124,-7.844771421},
ahigh={-240479.173,-306.8379644,13.22814502,-9.10022071e-005,
      2.00658102e-008,-2.296837607e-012,1.062829386e-016},
bhigh={-83674.93059999999,-34.91556626},
R=28.99606897840868);

```

```
constant IdealGases.Common.DataRecord WO3 (
```

```
  name="WO3",
  MM=0.2318382,
  Hf=-1379087.712896321,
  H0=57229.32200129228,
  Tlimit=1000,
  alow={7262.46146,34.2939109,1.573061955,0.02754971099,-3.99482731e-005,
        2.809371537e-008,-7.77754573e-012},
  blow={-40017.3327,18.57409963},
  ahigh={1732203.64,-6284.719779999999,16.81358864,-0.00347208936,
        8.079935799999999e-007,-6.589378720000001e-011,1.142928957e-015},
  bhigh={-2473.075565,-74.0747409},
  R=35.86325290655294);
```

```
constant IdealGases.Common.DataRecord WO3minus (
```

```
  name="WO3minus",
  MM=0.2318387486,
  Hf=-2805725.811271913,
  H0=59155.9395606572,
  Tlimit=1000,
  alow={163099.9684,-1967.609682,12.01970914,0.001681260779,-5.859360060000001
e-006,
        5.02861633e-009,-1.434012198e-012},
  blow={-70092.03989999999,-39.3690104},
  ahigh={463783.251,-1347.089334,9.773637559999999,0.001071395459,-3.84240366e
-007,
        5.7375319e-011,-3.157605982e-015},
  bhigh={-72395.1557,-23.91116343},
  R=35.86316804334235);
```

```
constant IdealGases.Common.DataRecord Xe (
```

```
  name="Xe",
  MM=0.131293,
  Hf=0,
  H0=47203.03443443291,
  Tlimit=1000,
  alow={0,0,2.5,0,0,0,0},
  blow={-745.375,6.164454205},
  ahigh={4025.22668,-12.09507521,2.514153347,-8.2481020800000001e-006,
        2.530232618e-009,-3.89233323e-013,2.360439138e-017},
  bhigh={-668.5800730000001,6.063710715},
  R=63.3276107637117);
```

```
constant IdealGases.Common.DataRecord Xeplus (
```

```
  name="Xeplus",
  MM=0.1312924514,
  Hf=8961309.042935578,
  H0=47203.23167033196,
  Tlimit=1000,
  alow={100.292362,-1.218753648,2.506016493,-1.547411334e-005,
        2.191372741e-008,-1.623684074e-011,4.9291326700000001e-015},
  blow={140766.5368,7.516712465},
  ahigh={-12416.83887,-150.0654643,2.964678293,-0.000469339666,
        1.959138719e-007,-3.037761925e-011,1.637361082e-015},
  bhigh={141496.6808,4.565685735},
  R=63.32787537547646);
```

```

constant IdealGases.Common.DataRecord Zn (
  name="Zn",
  MM=0.06539,
  Hf=1994188.713870623,
  H0=94776.38782688484,
  Tlimit=1000,
  aLOW={0,0,2.5,0,0,0,0},
  bLOW={14938.05072,5.11886101},
  aHIGH={-175559.1489,498.413924,1.969386292,0.0002608808787,-5.62719508e-008,
    2.723336049e-012,4.266685808e-016},
  bHIGH={11737.73458,8.961085649999999},
  R=127.1520415965744);

```

```

constant IdealGases.Common.DataRecord Znplus (
  name="Znplus",
  MM=0.06538945139999999,
  Hf=15950586.91683717,
  H0=94777.18297541796,
  Tlimit=1000,
  aLOW={0.000409834494,-4.34358162e-006,2.500000019,-4.389036810000001e-011,
    5.5639692e-014,-3.63822826e-017,9.607881994999999e-021},
  bLOW={124697.9918,5.8119955},
  aHIGH={-343617.946,956.7355239999999,1.511478952,0.000461346796,-8.786800980
000001e-008,
    7.558567779999999e-013,1.168827311e-015},
  bHIGH={118532.1933,13.0074267},
  R=127.1531083681794);

```

```

constant IdealGases.Common.DataRecord Zr (
  name="Zr",
  MM=0.091224,
  Hf=6569747.116986759,
  H0=74712.91546084364,
  Tlimit=1000,
  aLOW={67158.9996,-943.5981740000001,6.35975618,-0.0009790119730000001,-7.608
22415e-006,
    9.30871743e-009,-3.124675586e-012},
  bLOW={75880.19469999999,-16.65770522},
  aHIGH={6006771.84,-15669.60605,17.9698235,-0.00676340965,1.733678968e-006,-2
.064699786e-010,
    9.334092610000001e-015},
  bHIGH={173463.6249,-105.1117377},
  R=91.1434710163992);

```

```

constant IdealGases.Common.DataRecord Zrplus (
  name="Zrplus",
  MM=0.0912234514,
  Hf=13661468.32721131,
  H0=81907.57842779889,
  Tlimit=1000,
  aLOW={173984.2193,-2224.598466,14.00787829,-0.02378785396,2.641058912e-005,
    -1.442565487e-008,3.135982142e-012},
  bLOW={159821.0714,-58.1672881},
  aHIGH={729813.716,-2017.117556,5.0374983,-0.000550337195,1.023753499e-007,-1
.261537793e-011,
    7.092401041999999e-016},
  bHIGH={162088.4945,-9.820640859999999},
  R=91.14401913541281);

```



```
constant IdealGases.Common.DataRecord Zrminus(  
  name="Zrminus",  
  MM=0.091224548600000001,  
  Hf=6061442.961198715,  
  H0=84949.69960311757,  
  Tlimit=1000,  
 alow={30466.62367,-807.427721,9.21300611,-0.01614342054,1.908653551e-005,-1.  
138888914e-008,  
    2.745019116e-012},  
  blow={69030.3403,-28.62644371},  
  ahigh={84718.61159999999,317.543934,2.251491246,0.0001018645389,-2.285208242  
e-008,  
    2.647293502e-012,-1.235813604e-016},  
  bhigh={64223.376,10.81261057},  
  R=91.14292290397806);
```

```
constant IdealGases.Common.DataRecord ZrN(  
  name="ZrN",  
  MM=0.1052307,  
  Hf=6779124.342991162,  
  H0=84223.2352345846,  
  Tlimit=1000,  
  alow={22591.09156,-180.2590198,3.130058377,0.00542770928,-8.264614840000001e  
-006,  
    5.95843822e-009,-1.670274535e-012},  
  blow={85788.814900000001,8.470724779999999},  
  ahigh={-72557.9089,-81.267966,4.5599244,1.29116165e-005,  
    5.203830769999999e-009,-5.92743667e-013,2.731548854e-017},  
  bhigh={84686.483900000001,1.493633264},  
  R=79.01184730311593);
```

```
constant IdealGases.Common.DataRecord ZrO(  
  name="ZrO",  
  MM=0.1072234,  
  Hf=782690.2336616821,  
  H0=83658.11940304076,  
  Tlimit=1000,  
  alow={-509176.14,8652.77009,-52.9474015,0.1728961761,-0.0002457230895,  
    1.672135156e-007,-4.4230123800000001e-011},  
  blow={-30951.29818,313.2576719},  
  ahigh={464809.831,344.231447,4.81577918,-0.000466063314,2.140489079e-007,-2.  
054364483e-011,  
    4.08466776e-016},  
  bhigh={7317.3407,1.502933548},  
  R=77.54344667302101);
```

```
constant IdealGases.Common.DataRecord ZrOplus(  
  name="ZrOplus",  
  MM=0.1072228514,  
  Hf=6720713.957808437,  
  H0=88265.83024446596,  
  Tlimit=1000,  
  alow={10329.11549,73.0466122,2.606345299,0.005099300290000001,-6.25033876e-0  
06,  
    3.79746002e-009,-9.198416899999999e-013},  
  blow={85332.33779999999,12.67311019},  
  ahigh={-493716.656,669.990076,4.57535347,-0.00069232379,4.28060094e-007,-7.5  
4766022e-011,
```

```

    4.41427986e-015},
    bhigh={80188.80660000001,2.928943704},
    R=77.5438434199298);

```

```

constant IdealGases.Common.DataRecord ZrO2(
  name="ZrO2",
  MM=0.1232228,
  Hf=-2572922.681516732,
  H0=97451.63232778349,
  Tlimit=1000,
  alow={36376.49,-262.0658297,3.69286687,0.01214524156,-1.822445342e-005,
    1.299215204e-008,-3.61590011e-012},
  blow={-38019.9088,8.290857600000001},
  ahigh={2854363.887,-8738.589889999999,16.21315114,-0.004417922830000001,
    8.959096920000001e-007,-4.054667109999999e-011,-2.147732083e-015},
  bhigh={15275.10023,-74.8199549},
  R=67.47511012572349);

```

Modelica.Media.IdealGases.SingleGases

Media models of ideal gases from NASA tables

Information

This package contains medium models for the following 37 gases (see also the description in [Modelica.Media.IdealGases](#)):

Argon	Methane	Methanol	Carbon Monoxide	Carbon
Dioxide				
Acetylene	Ethylene	Ethanol	Ethane	Propylene
Propane	1-Propanol	1-Butene	N-Butane	1-Pentene
N-Pentane	Benzene	1-Hexene	N-Hexane	1-Heptane
N-Heptane	Ethylbenzene	N-Octane	Chlorine	Fluorine
Hydrogen	Steam	Helium	Ammonia	Nitric Oxide
Nitrogen Dioxide	Nitrogen	Nitrous	Oxide	Neon Oxygen
Sulfur Dioxide	Sulfur Trioxide			

Package Content

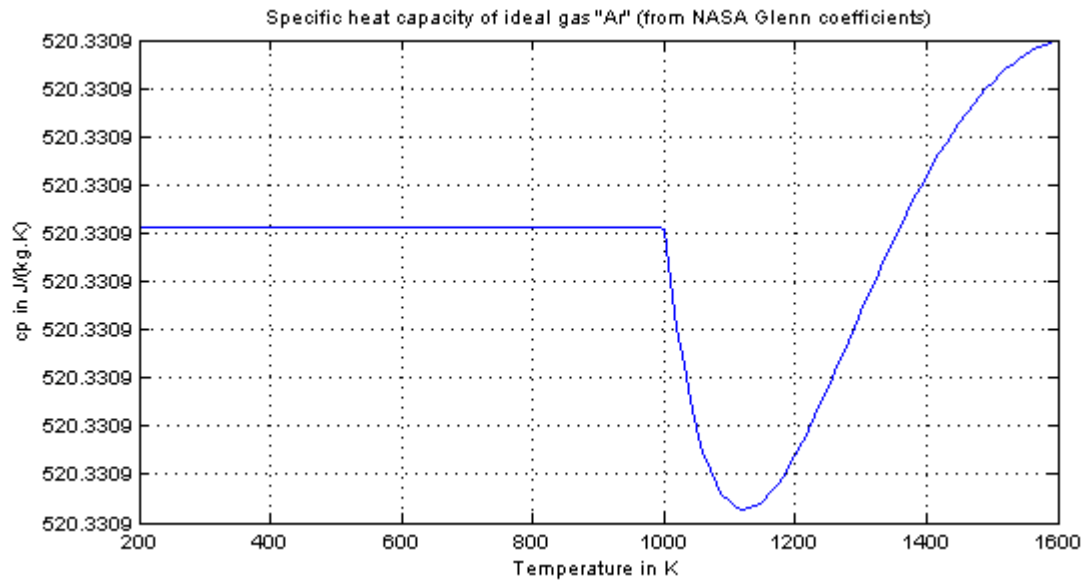
Name	Description
<input type="checkbox"/> Ar	Ideal gas "Ar" from NASA Glenn coefficients
<input type="checkbox"/> CH4	Ideal gas "CH4" from NASA Glenn coefficients
<input type="checkbox"/> CH3OH	Ideal gas "CH3OH" from NASA Glenn coefficients
<input type="checkbox"/> CO	Ideal gas "CO" from NASA Glenn coefficients
<input type="checkbox"/> CO2	Ideal gas "CO2" from NASA Glenn coefficients
<input type="checkbox"/> C2H2_vinylidene	Ideal gas "C2H2_vinylidene" from NASA Glenn coefficients
<input type="checkbox"/> C2H4	Ideal gas "C2H4" from NASA Glenn coefficients
<input type="checkbox"/> C2H5OH	Ideal gas "C2H5OH" from NASA Glenn coefficients
<input type="checkbox"/> C2H6	Ideal gas "C2H6" from NASA Glenn coefficients

<input type="checkbox"/> C3H6_propylene	Ideal gas "C3H6_propylene" from NASA Glenn coefficients
<input type="checkbox"/> C3H8	Ideal gas "C3H8" from NASA Glenn coefficients
<input type="checkbox"/> C3H8O_1propanol	Ideal gas "C3H8O_1propanol" from NASA Glenn coefficients
<input type="checkbox"/> C4H8_1_butene	Ideal gas "C4H8_1_butene" from NASA Glenn coefficients
<input type="checkbox"/> C4H10_n_butane	Ideal gas "C4H10_n_butane" from NASA Glenn coefficients
<input type="checkbox"/> C5H10_1_pentene	Ideal gas "C5H10_1_pentene" from NASA Glenn coefficients
<input type="checkbox"/> C5H12_n_pentane	Ideal gas "C5H12_n_pentane" from NASA Glenn coefficients
<input type="checkbox"/> C6H6	Ideal gas "C6H6" from NASA Glenn coefficients
<input type="checkbox"/> C6H12_1_hexene	Ideal gas "C6H12_1_hexene" from NASA Glenn coefficients
<input type="checkbox"/> C6H14_n_hexane	Ideal gas "C6H14_n_hexane" from NASA Glenn coefficients
<input type="checkbox"/> C7H14_1_heptene	Ideal gas "C7H14_1_heptene" from NASA Glenn coefficients
<input type="checkbox"/> C7H16_n_heptane	Ideal gas "C7H16_n_heptane" from NASA Glenn coefficients
<input type="checkbox"/> C8H10_ethylbenz	Ideal gas "C8H10_ethylbenz" from NASA Glenn coefficients
<input type="checkbox"/> C8H18_n_octane	Ideal gas "C8H18_n_octane" from NASA Glenn coefficients
<input type="checkbox"/> CL2	Ideal gas "Cl2" from NASA Glenn coefficients
<input type="checkbox"/> F2	Ideal gas "F2" from NASA Glenn coefficients
<input type="checkbox"/> H2	Ideal gas "H2" from NASA Glenn coefficients
<input type="checkbox"/> H2O	Ideal gas "H2O" from NASA Glenn coefficients
<input type="checkbox"/> He	Ideal gas "He" from NASA Glenn coefficients
<input type="checkbox"/> NH3	Ideal gas "NH3" from NASA Glenn coefficients
<input type="checkbox"/> NO	Ideal gas "NO" from NASA Glenn coefficients
<input type="checkbox"/> NO2	Ideal gas "NO2" from NASA Glenn coefficients
<input type="checkbox"/> N2	Ideal gas "N2" from NASA Glenn coefficients
<input type="checkbox"/> N2O	Ideal gas "N2O" from NASA Glenn coefficients
<input type="checkbox"/> Ne	Ideal gas "Ne" from NASA Glenn coefficients
<input type="checkbox"/> O2	Ideal gas "O2" from NASA Glenn coefficients
<input type="checkbox"/> SO2	Ideal gas "SO2" from NASA Glenn coefficients
<input type="checkbox"/> SO3	Ideal gas "SO3" from NASA Glenn coefficients

Modelica.Media.IdealGases.SingleGases.Ar

Ideal gas "Ar" from NASA Glenn coefficients

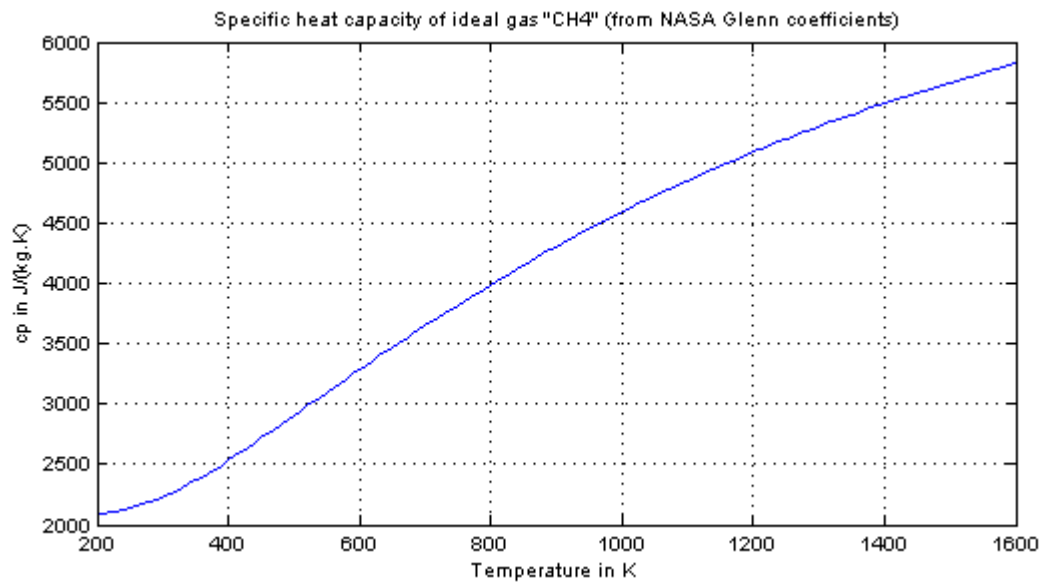
Information



Modelica.Media.IdealGases.SingleGases.CH4

Ideal gas "CH4" from NASA Glenn coefficients

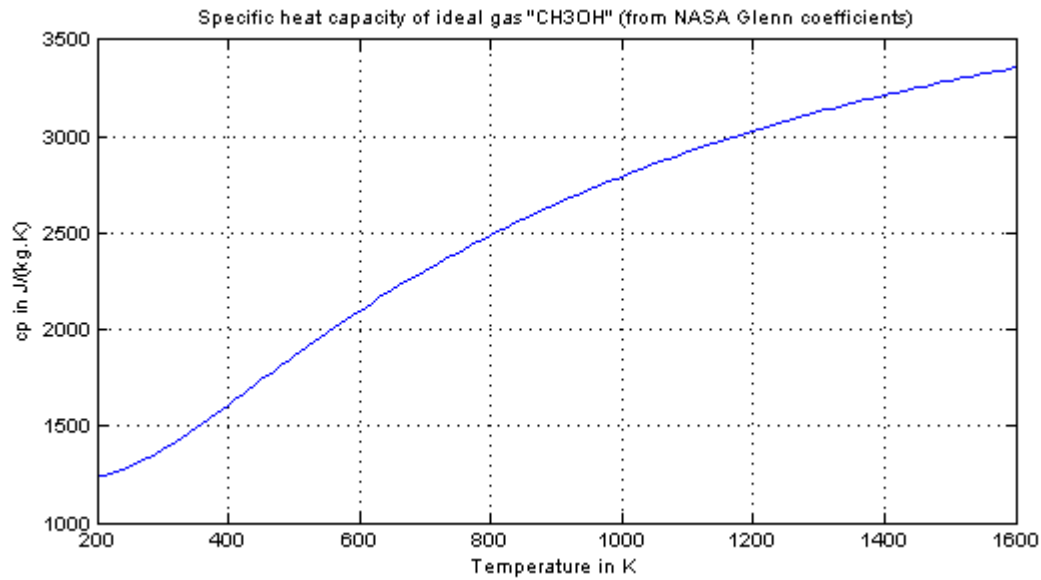
Information



Modelica.Media.IdealGases.SingleGases.CH3OH

Ideal gas "CH3OH" from NASA Glenn coefficients

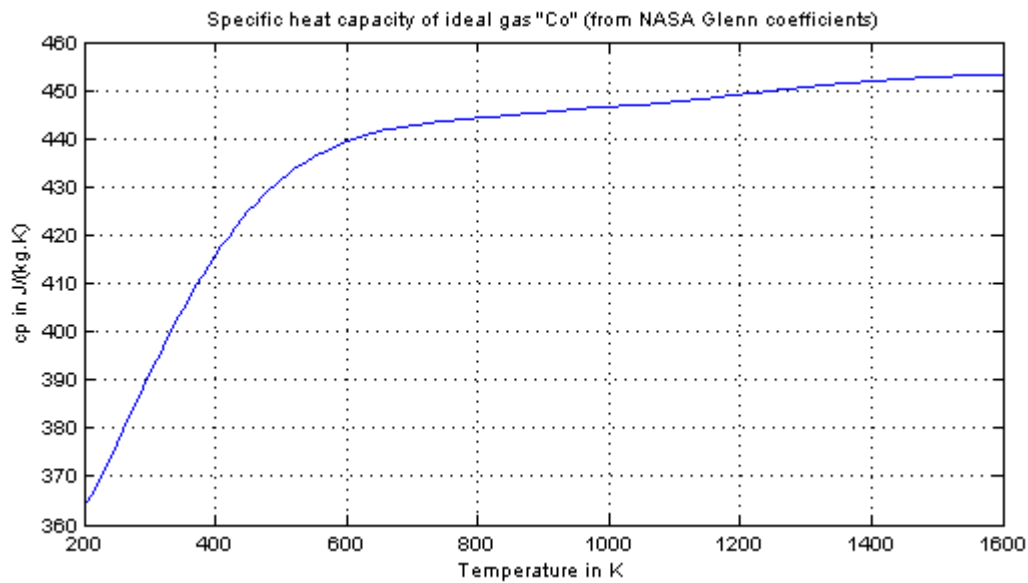
Information



Modelica.Media.IdealGases.SingleGases.CO

Ideal gas "CO" from NASA Glenn coefficients

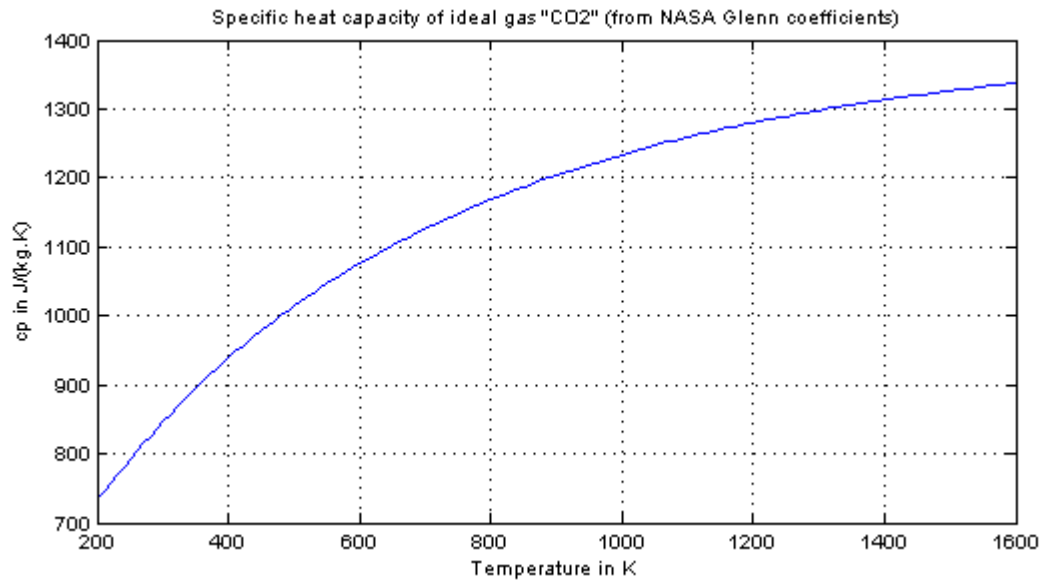
Information



Modelica.Media.IdealGases.SingleGases.CO2

Ideal gas "CO2" from NASA Glenn coefficients

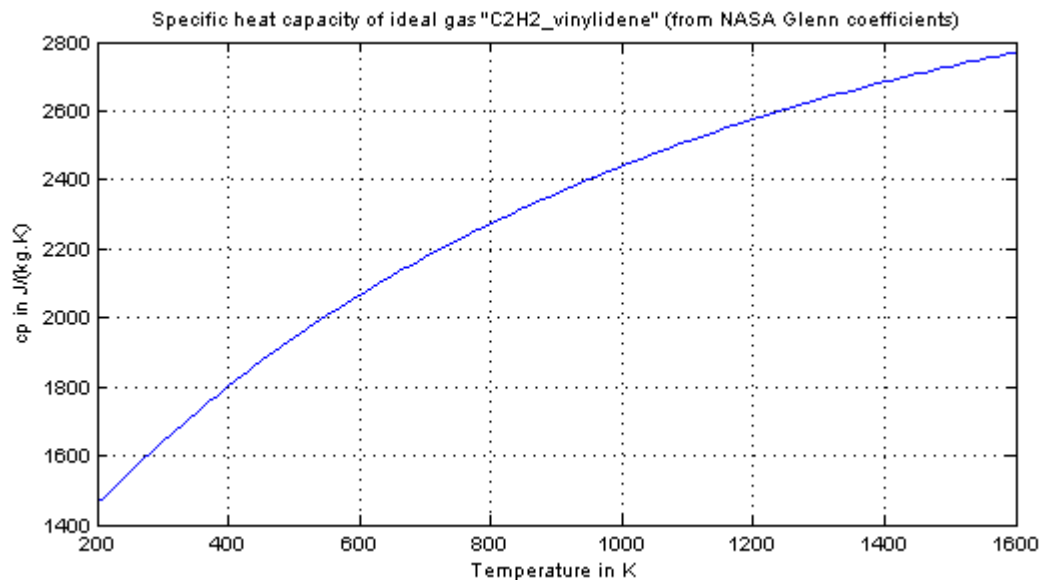
Information



Modelica.Media.IdealGases.SingleGases.C2H2_vinylidene

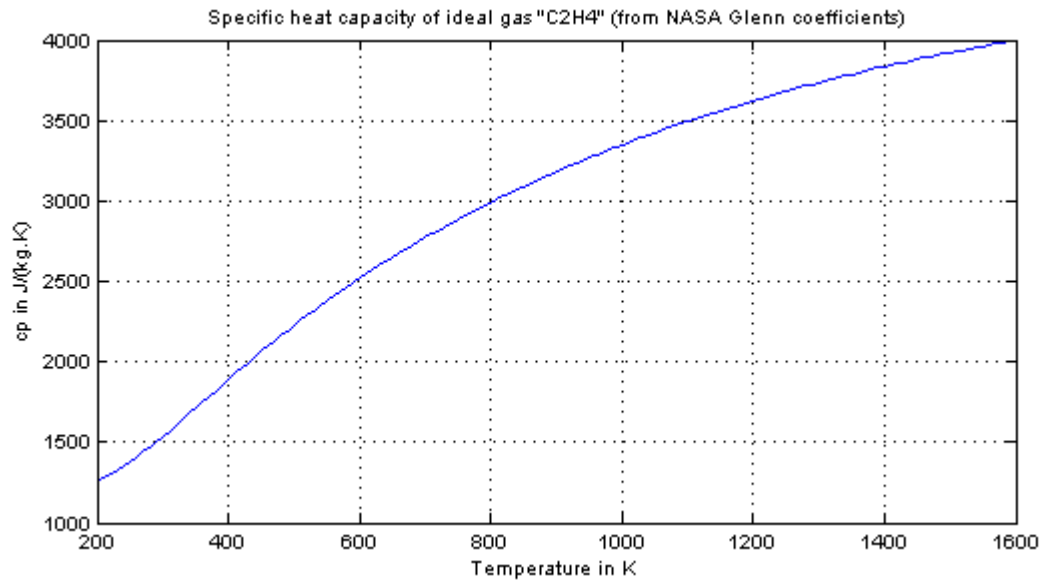
Ideal gas "C2H2_vinylidene" from NASA Glenn coefficients

Information



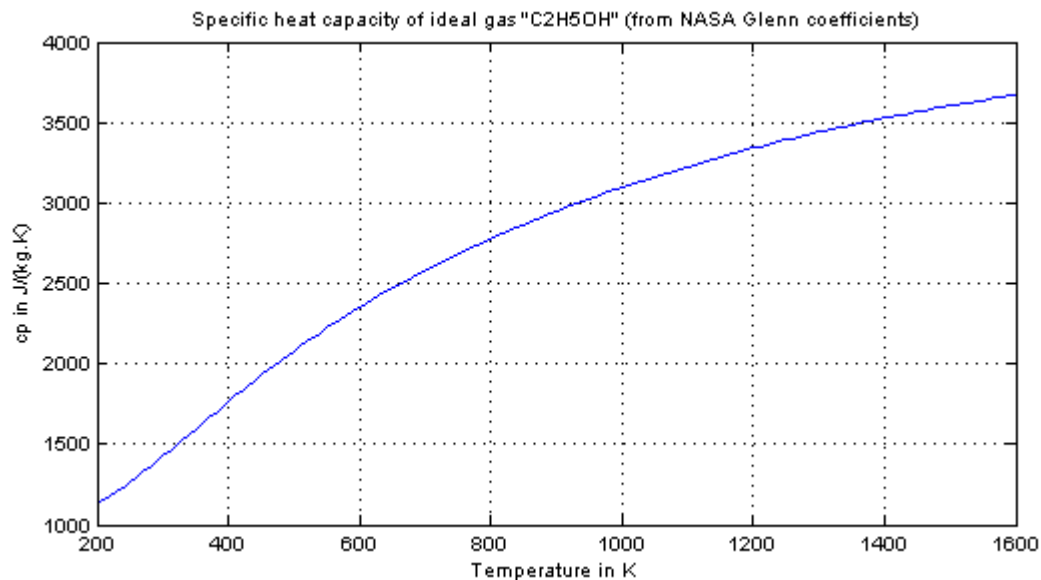
Modelica.Media.IdealGases.SingleGases.C2H4

Ideal gas "C2H4" from NASA Glenn coefficients

Information

Modelica.Media.IdealGases.SingleGases.C2H5OH

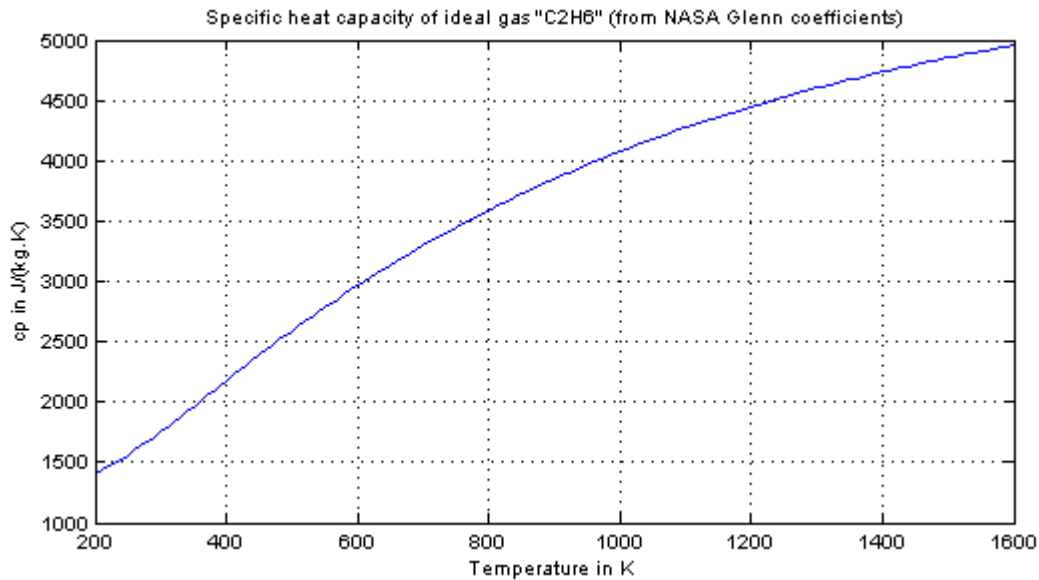
Ideal gas "C2H5OH" from NASA Glenn coefficients

Information

Modelica.Media.IdealGases.SingleGases.C2H6

Ideal gas "C2H6" from NASA Glenn coefficients

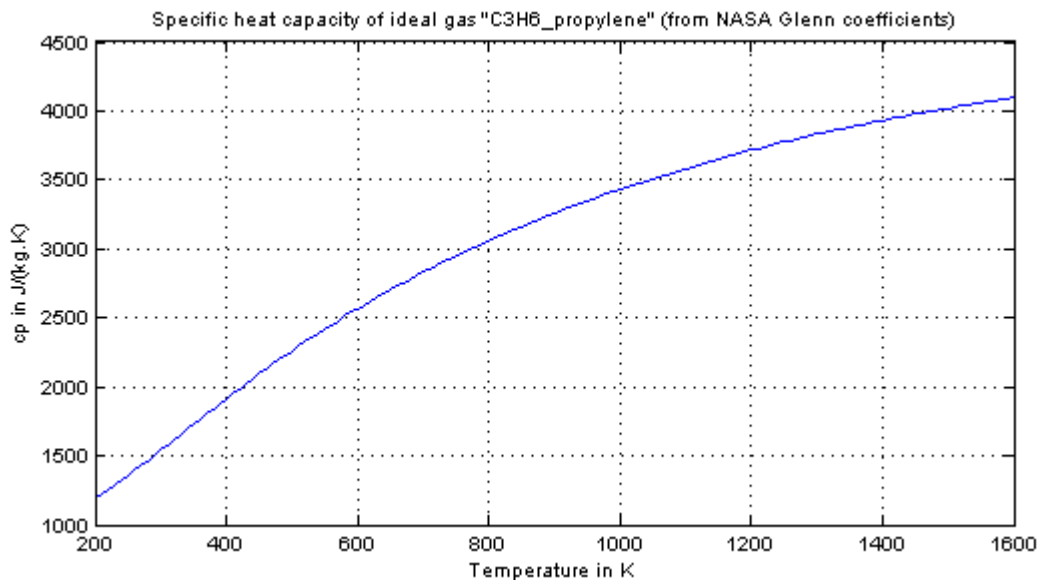
Information



Modelica.Media.IdealGases.SingleGases.C3H6_propylene

Ideal gas "C3H6_propylene" from NASA Glenn coefficients

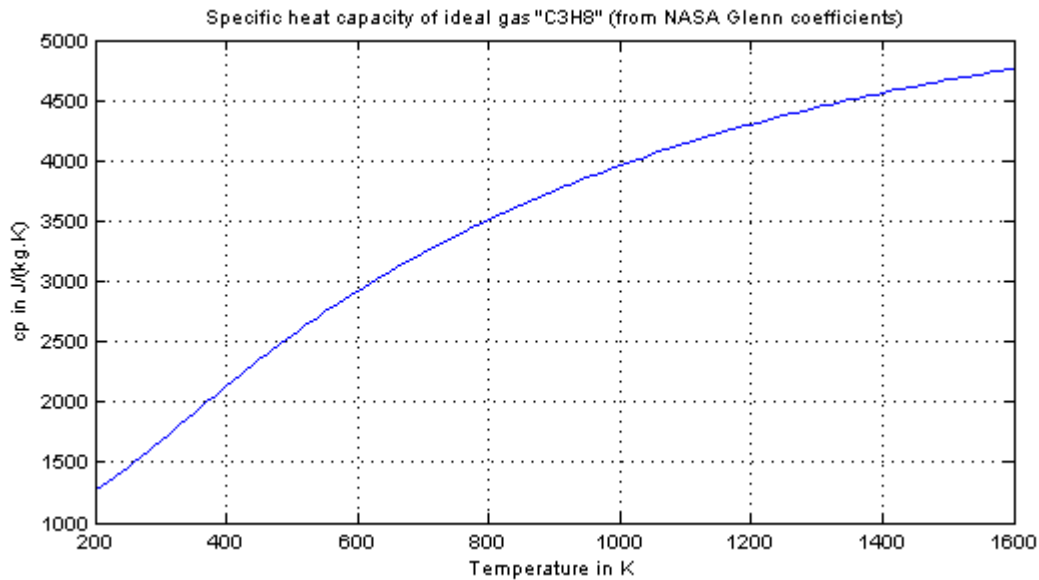
Information



Modelica.Media.IdealGases.SingleGases.C3H8

Ideal gas "C3H8" from NASA Glenn coefficients

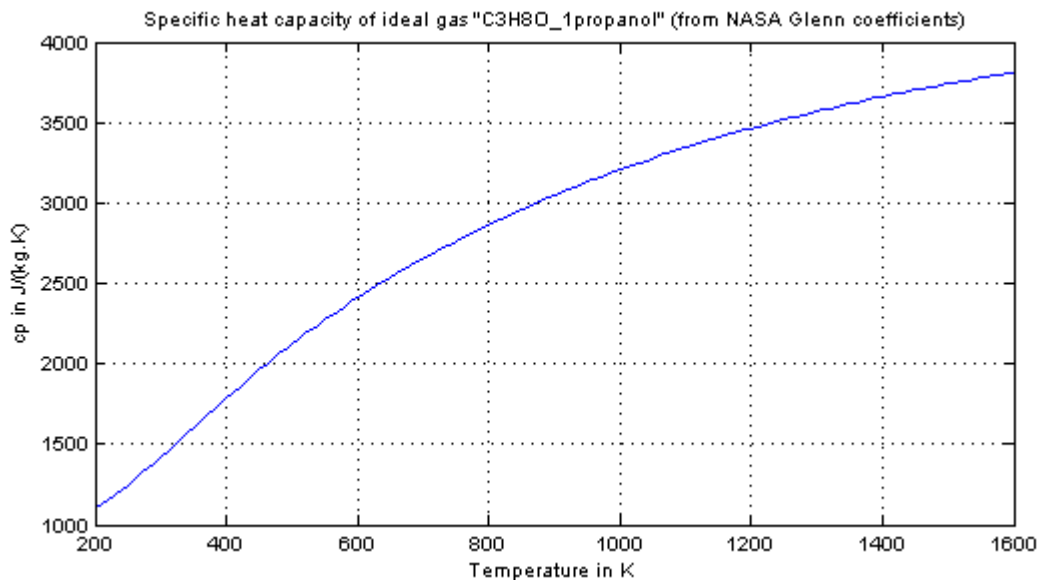
Information



Modelica.Media.IdealGases.SingleGases.C3H8O_1propanol

Ideal gas "C3H8O_1propanol" from NASA Glenn coefficients

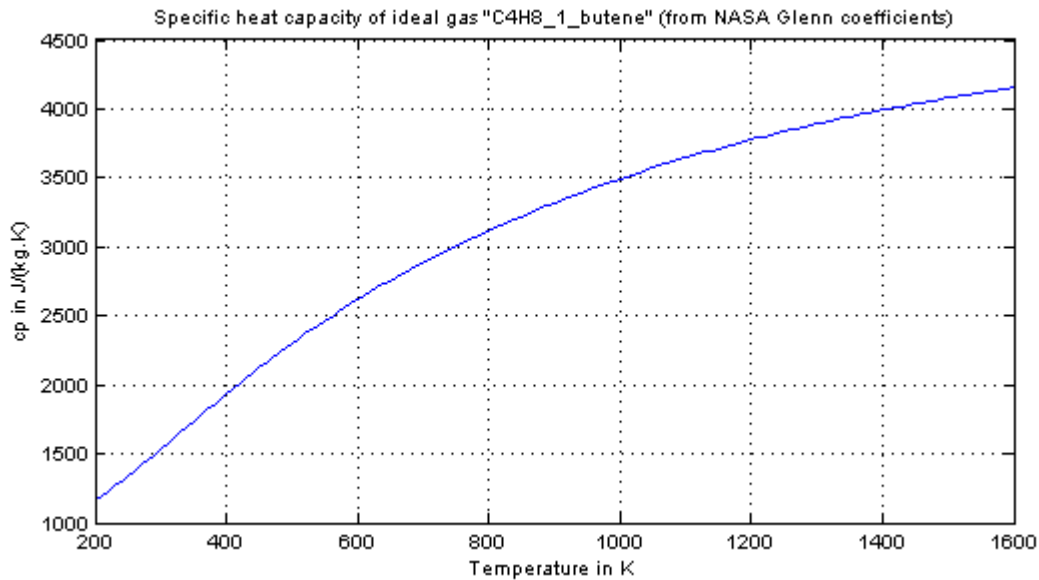
Information



Modelica.Media.IdealGases.SingleGases.C4H8_1_butene

Ideal gas "C4H8_1_butene" from NASA Glenn coefficients

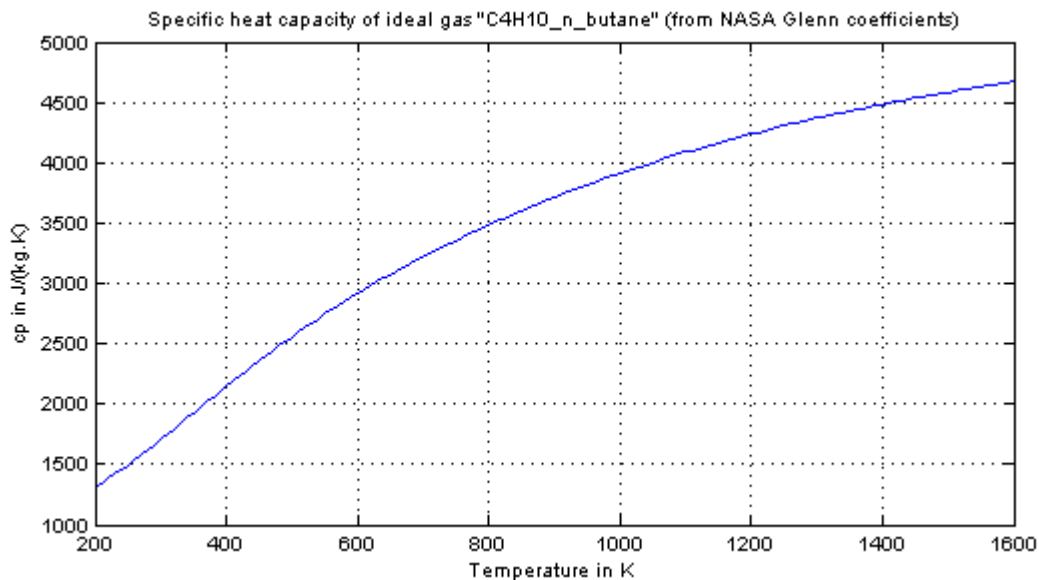
Information



Modelica.Media.IdealGases.SingleGases.C4H10_n_butane

Ideal gas "C4H10_n_butane" from NASA Glenn coefficients

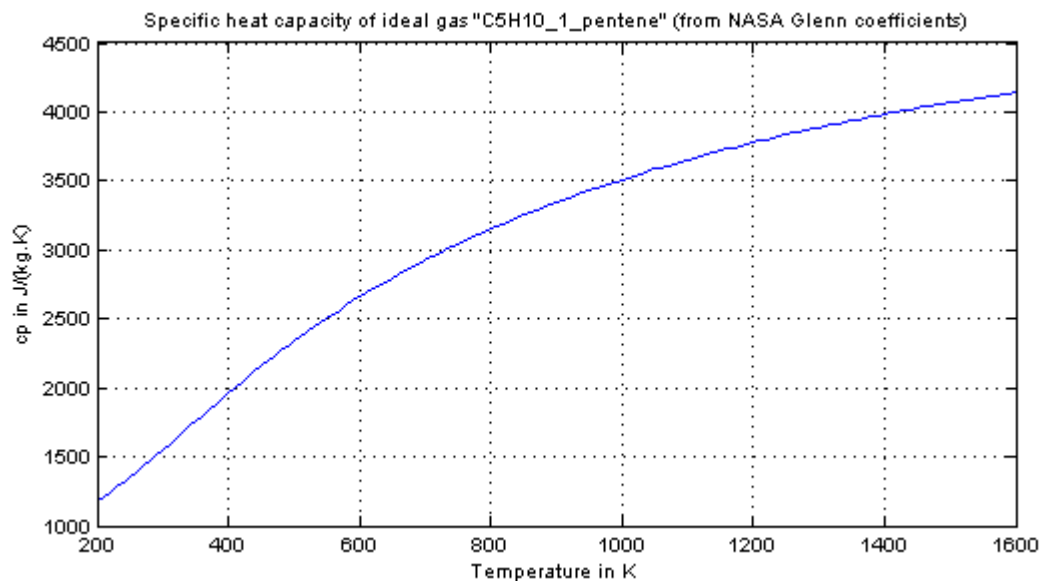
Information



Modelica.Media.IdealGases.SingleGases.C5H10_1_pentene

Ideal gas "C5H10_1_pentene" from NASA Glenn coefficients

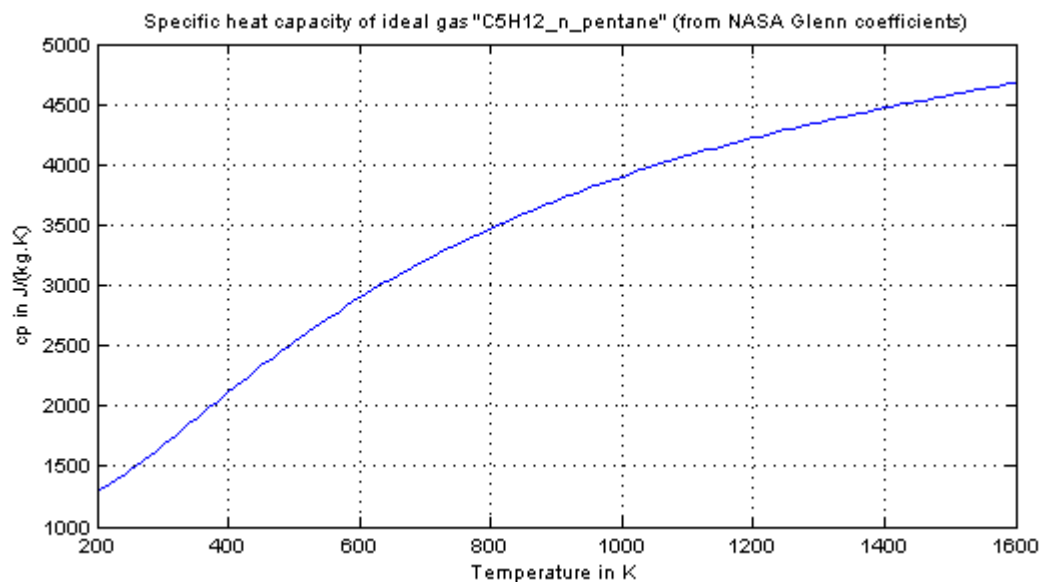
Information



Modelica.Media.IdealGases.SingleGases.C5H12_n_pentane

Ideal gas "C5H12_n_pentane" from NASA Glenn coefficients

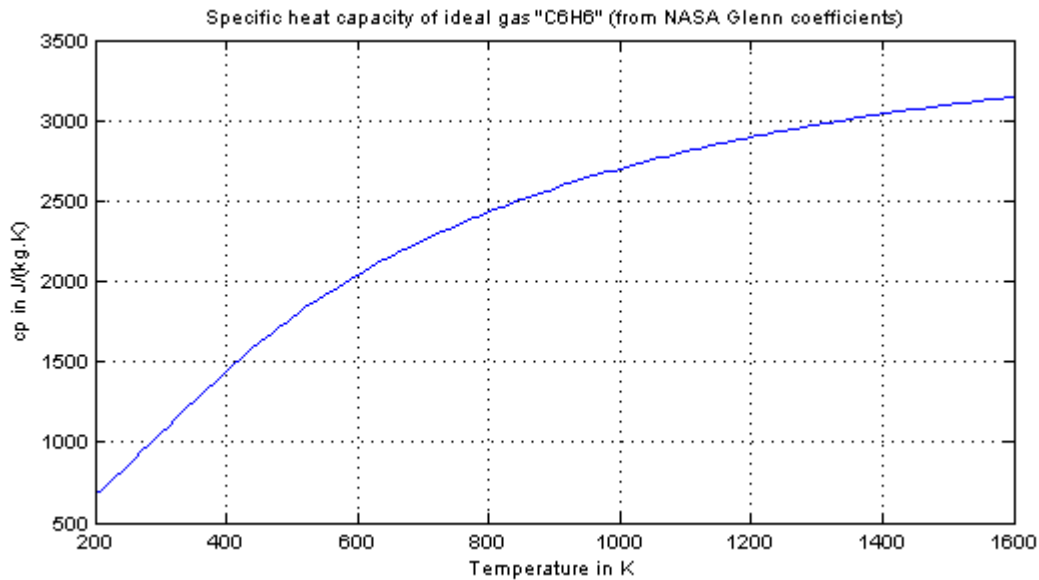
Information



Modelica.Media.IdealGases.SingleGases.C6H6

Ideal gas "C6H6" from NASA Glenn coefficients

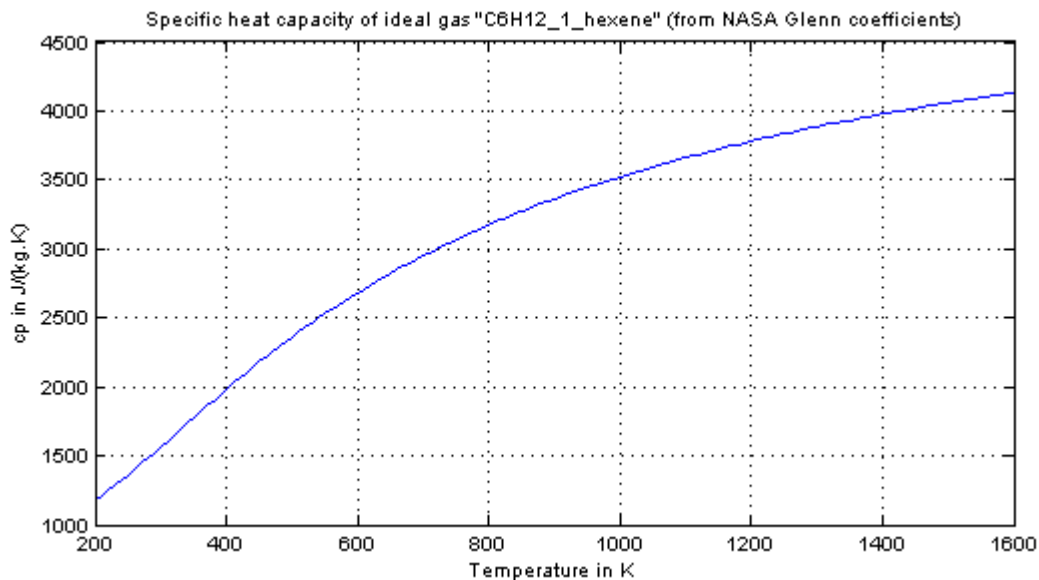
Information



Modelica.Media.IdealGases.SingleGases.C6H12_1_hexene

Ideal gas "C6H12_1_hexene" from NASA Glenn coefficients

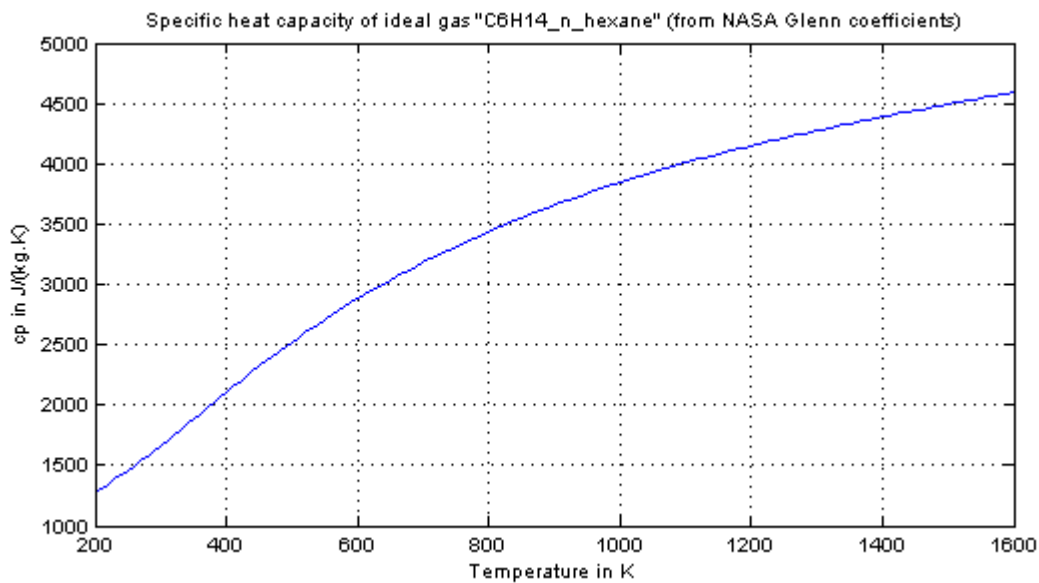
Information



Modelica.Media.IdealGases.SingleGases.C6H14_n_hexane

Ideal gas "C6H14_n_hexane" from NASA Glenn coefficients

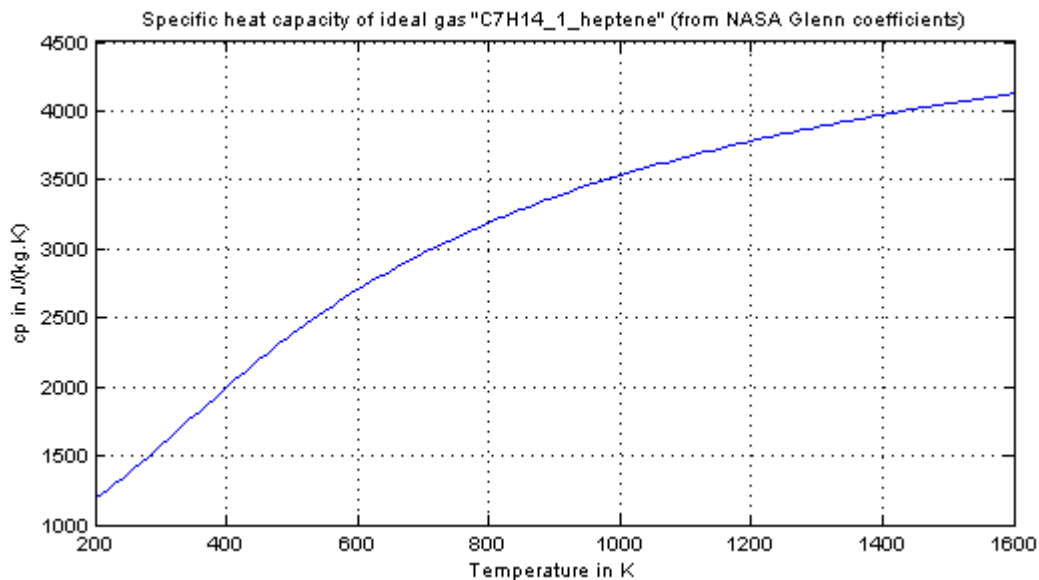
Information



Modelica.Media.IdealGases.SingleGases.C7H14_1_heptene

Ideal gas "C7H14_1_heptene" from NASA Glenn coefficients

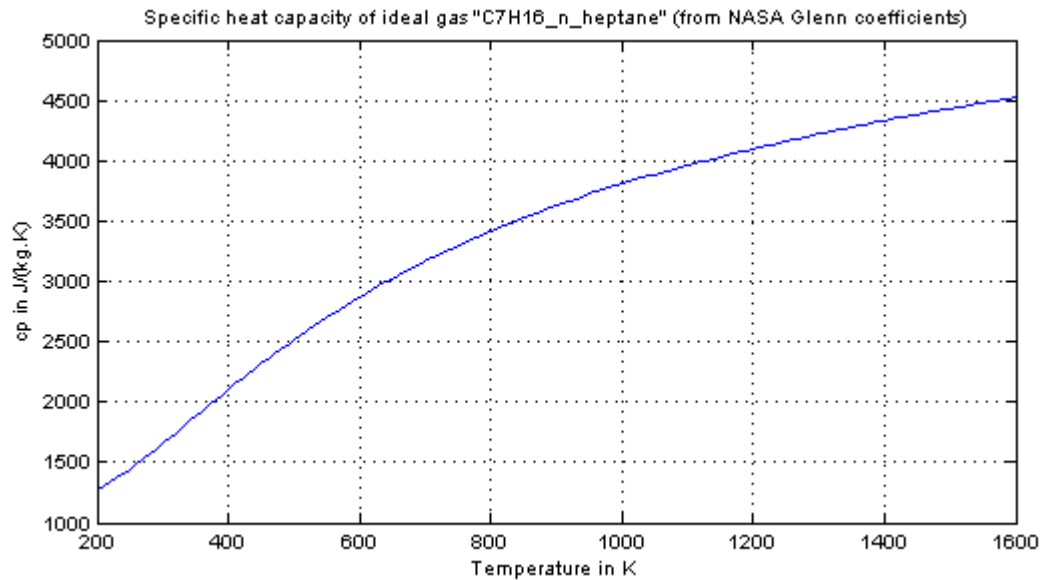
Information



Modelica.Media.IdealGases.SingleGases.C7H16_n_heptane

Ideal gas "C7H16_n_heptane" from NASA Glenn coefficients

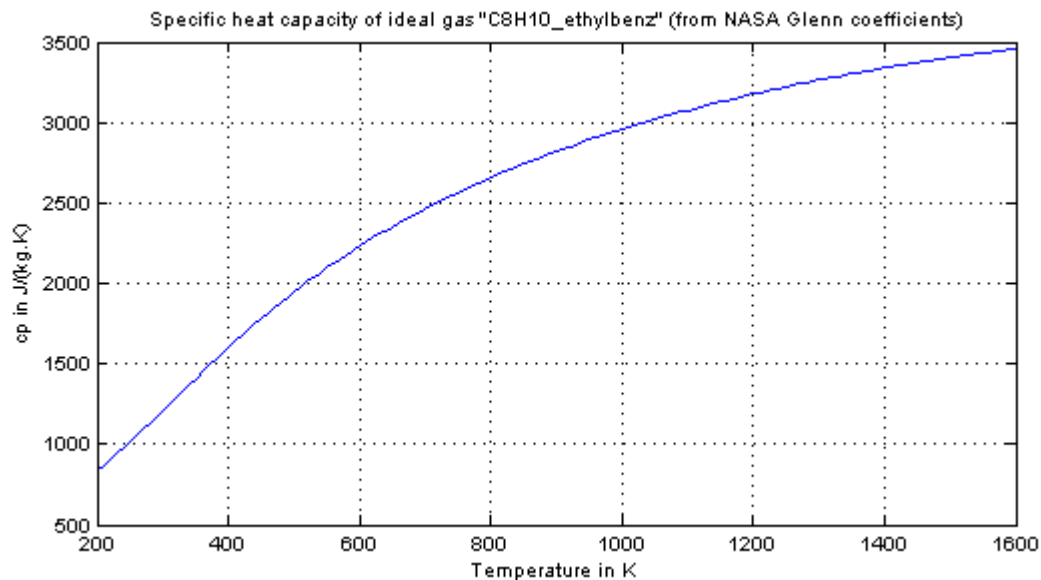
Information



Modelica.Media.IdealGases.SingleGases.C8H10_ethylbenz

Ideal gas "C8H10_ethylbenz" from NASA Glenn coefficients

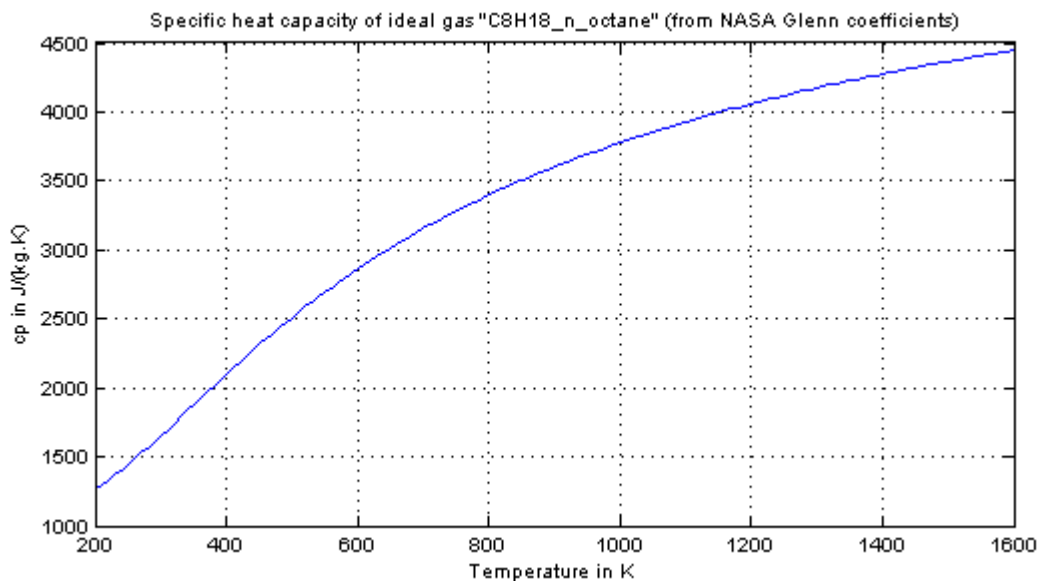
Information



Modelica.Media.IdealGases.SingleGases.C8H18_n_octane

Ideal gas "C8H18_n_octane" from NASA Glenn coefficients

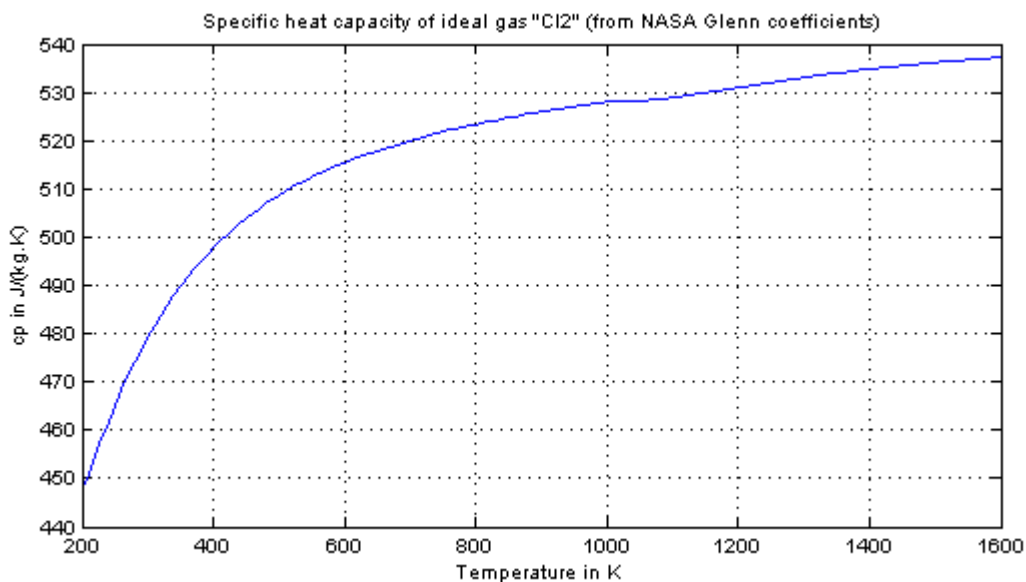
Information



Modelica.Media.IdealGases.SingleGases.CL2

Ideal gas "Cl2" from NASA Glenn coefficients

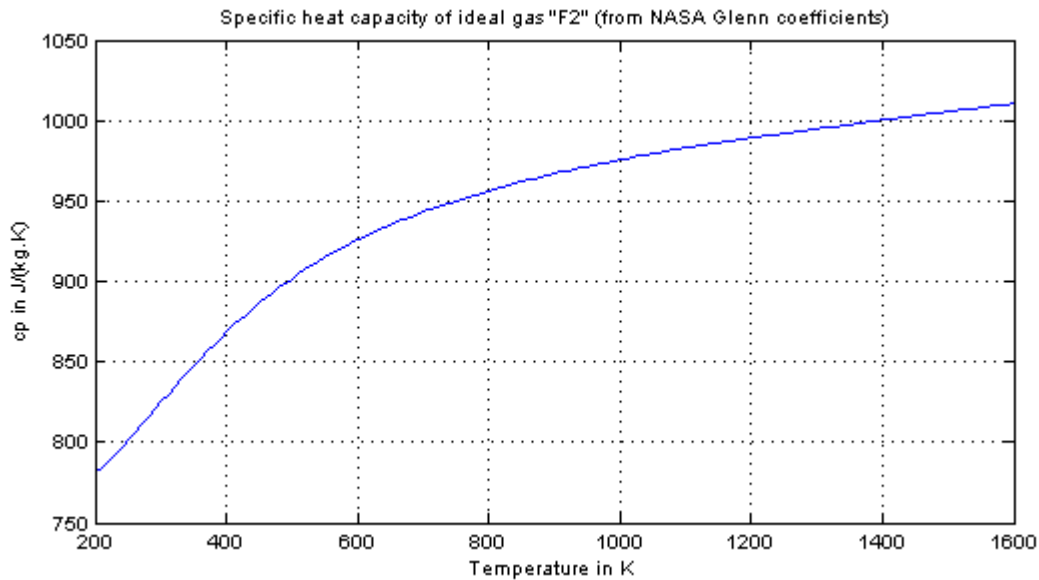
Information



Modelica.Media.IdealGases.SingleGases.F2

Ideal gas "F2" from NASA Glenn coefficients

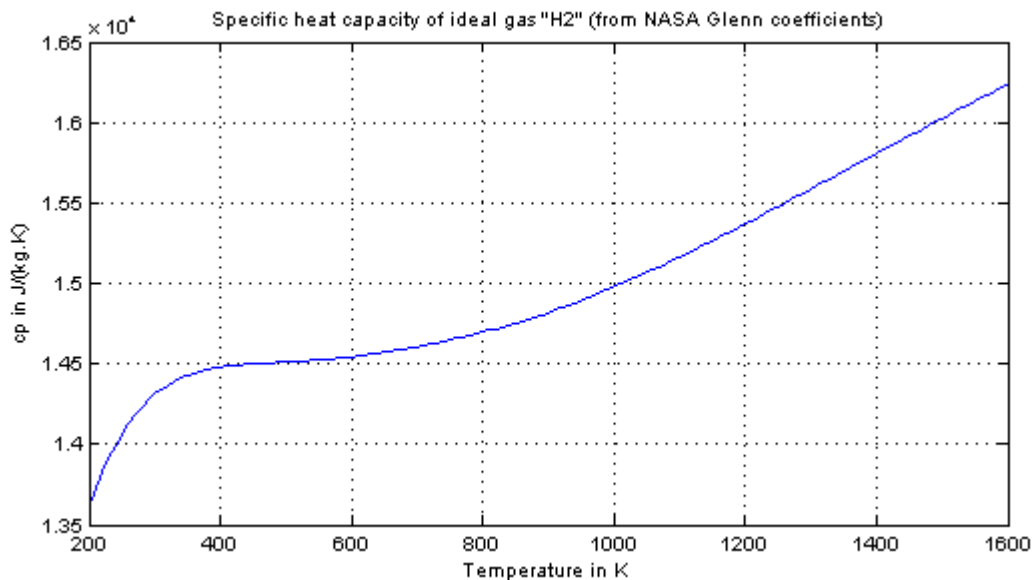
Information



Modelica.Media.IdealGases.SingleGases.H2

Ideal gas "H2" from NASA Glenn coefficients

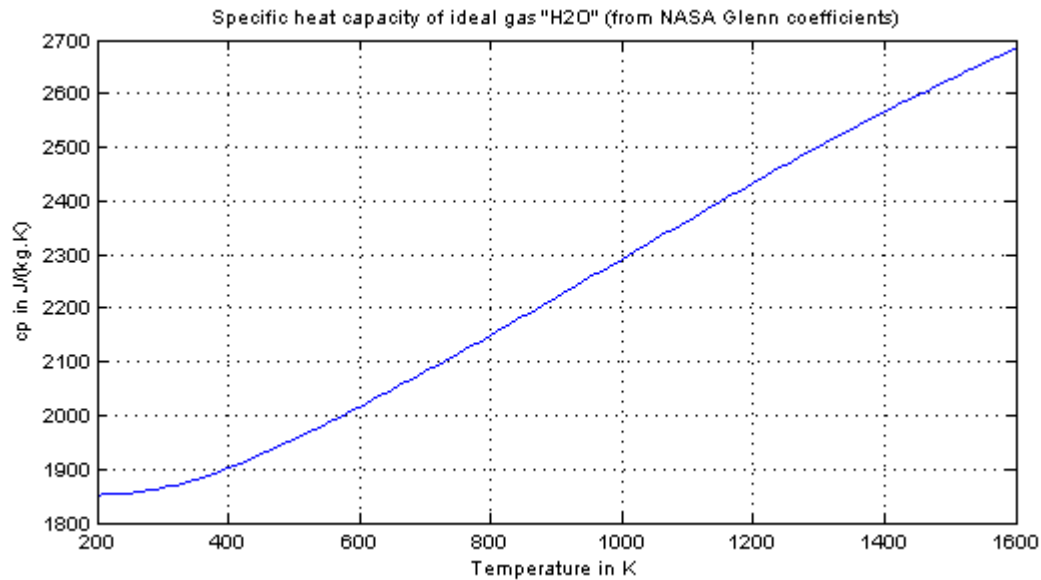
Information



Modelica.Media.IdealGases.SingleGases.H2O

Ideal gas "H2O" from NASA Glenn coefficients


Information



Modelica.Media.IdealGases.SingleGases.He

Ideal gas "He" from NASA Glenn coefficients


Information



Modelica.Media.IdealGases.SingleGases.NH3

Ideal gas "NH3" from NASA Glenn coefficients


Information



Modelica.Media.IdealGases.SingleGases.NO


Ideal gas "NO" from NASA Glenn coefficients

Information




Modelica.Media.IdealGases.SingleGases.NO2


Ideal gas "NO2" from NASA Glenn coefficients

Information**Modelica.Media.IdealGases.SingleGases.N2**


Ideal gas "N2" from NASA Glenn coefficients

Information**Modelica.Media.IdealGases.SingleGases.N2O**


Ideal gas "N2O" from NASA Glenn coefficients

Information**Modelica.Media.IdealGases.SingleGases.Ne**

Ideal gas "Ne" from NASA Glenn coefficients


Information**Modelica.Media.IdealGases.SingleGases.O2**

Ideal gas "O2" from NASA Glenn coefficients

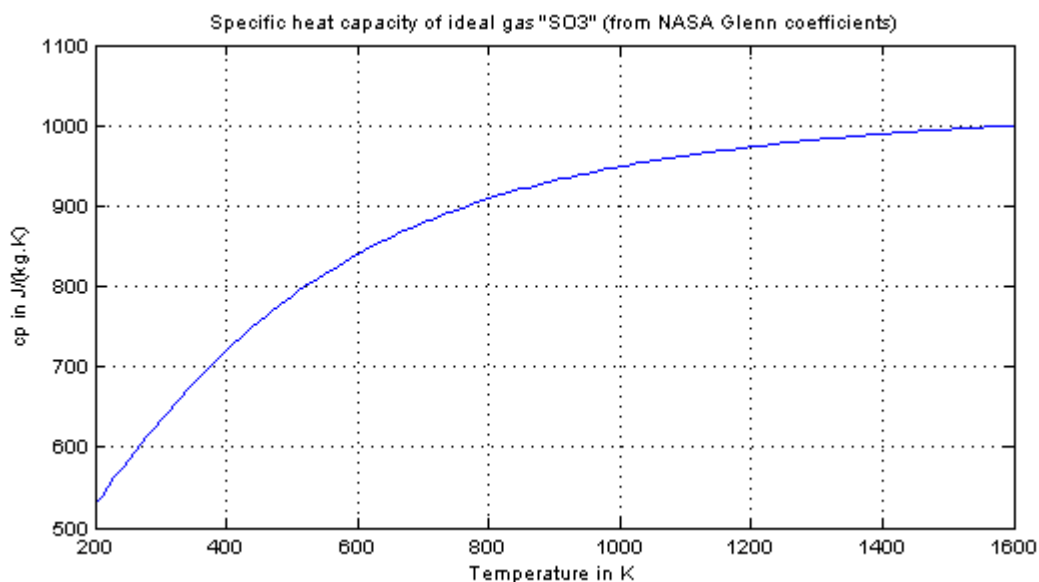
Information

Modelica.Media.IdealGases.SingleGases.SO2

Ideal gas "SO2" from NASA Glenn coefficients






Information**Modelica.Media.IdealGases.SingleGases.SO3**


Ideal gas "SO3" from NASA Glenn coefficients

Information**Modelica.Media.IdealGases.MixtureGases**

Medium models consisting of mixtures of ideal gases

Information**Package Content**

Name	Description
 CombustionAir	Air as mixture of N2 and O2
 AirSteam	air and steam mixture (no condensation!, pseudo-mixture)
 FlueGasLambdaOnePlus	simple flue gas for over0stoichiometric O2-fuel ratios
 FlueGasSixComponents	simplest flue gas for over-and understoichiometric combustion of hydrocarbons
 SimpleNaturalGas	simple natural gas mix with 6 components

 SimpleNaturalGasFixedComposition	Same as SimpleNaturalGas but with fixed composition
--	---

Types and constants

```
package simpleMoistAir = AirSteam(reference_X={0.03,0.97})
"moist air without condensation";
```

Modelica.Media.IdealGases.MixtureGases.CombustionAir

Air as mixture of N2 and O2

Information

Modelica.Media.IdealGases.MixtureGases.AirSteam

air and steam mixture (no condensation!, pseudo-mixture)

Information

Modelica.Media.IdealGases.MixtureGases.FlueGasLambdaOnePlus

simple flue gas for over0stoichiometric O2-fuel ratios

Information

Modelica.Media.IdealGases.MixtureGases.FlueGasSixComponents

simplest flue gas for over-and understoichiometric combustion of hydrocarbons

Information

Modelica.Media.IdealGases.MixtureGases.SimpleNaturalGas

simple natural gas mix with 6 components

Information

Modelica.Media.IdealGases.MixtureGases.SimpleNaturalGasFixedComposition

Same as SimpleNaturalGas but with fixed composition

Information

Modelica.Media.Incompressible

Medium model for T-dependent properties, defined by tables or polynomials

Information

Incompressible media package

This package provides a structure and examples of how to create simple medium models of incompressible fluids, meaning fluids with very little pressure influence on density. The medium properties is typically described in terms of tables, functions or polynomial coefficients.

Definitions

The common meaning of *incompressible* is that properties like density and enthalpy are independent of pressure. Thus properties are conveniently described as functions of temperature, e.g. as polynomials $\text{density}(T)$ and $\text{cp}(T)$. However, enthalpy can not be independent of pressure since $h = u - p/d$. For liquids it is anyway common to neglect this dependence since for constant density the neglected term is $(p - p_0)/d$, which in comparison with cp is very small for most liquids. For water, the equivalent change of temperature to increasing pressure 1 bar is 0.025 Kelvin.

Two boolean flags are used to choose how enthalpy and inner energy is calculated:

- **enthalpyOfT**=true, means assuming that enthalpy is only a function of temperature, neglecting the pressure dependent term.
- **singleState**=true, means also neglect the pressure influence on inner energy, which makes all medium properties pure functions of temperature.

The default setting for both these flags is true, which enables the simulation tool to choose temperature as the only medium state and avoids non-linear equation systems, see the section about [Static state selection](#) in the Modelica.Media User's Guide.




Contents

Currently, the package contains the following parts:

1. [Table based medium models](#)
2. [Example medium models](#)

A few examples are given in the Examples package. The model [Examples.Glycol47](#) shows how the medium models can be used. For more realistic examples of how to implement volume models with medium properties look in the [Medium usage section](#) of the User's Guide.


Package Content

Name	Description
 Common	Common data structures
 TableBased	Incompressible medium properties based on tables
 Examples	Examples for incompressible media

Modelica.Media.Incompressible.Common

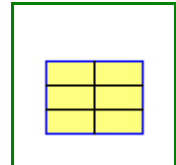
Common data structures

Package Content

Name	Description
 BaseProps_Tpoly	Fluid state record

Modelica.Media.Incompressible.Common.BaseProps_Tpoly

Fluid state record

**Information****Modelica.Media.Incompressible.TableBased**

Incompressible medium properties based on tables

Information

This is the base package for medium models of incompressible fluids based on tables. The minimal data to provide for a useful medium description is tables of density and heat capacity as functions of temperature.

Using the package TableBased

To implement a new medium model, create a package that **extends** TableBased and provides one or more of the constant tables:

```











tableDensity      = [T, d];
tableHeatCapacity = [T, Cp];
tableConductivity = [T, lam];
tableViscosity    = [T, eta];
tableVaporPressure = [T, pVap];


















```


























The table data is used to fit constant polynomials of order **npol**, the temperature data points do not need to be same for different properties. Properties like enthalpy, inner energy and entropy are calculated consistently from integrals and derivatives of $d(T)$ and $C_p(T)$. The minimal data for a useful medium model is thus density and heat capacity. Transport properties and vapor pressure are optional, if the data tables are empty the corresponding function calls can not be used.

Package Content

Name	Description
enthalpyOfT=true	true if enthalpy is approximated as a function of T only, (p-dependence neglected)
densityOfT=size(tableDensity, 1) > 1	true if density is a function of temperature
T_min	Minimum temperature valid for medium model
T_max	Maximum temperature valid for medium model
T0=273.15	reference Temperature
h0=0	reference enthalpy at T0, reference_p

s0=0	reference entropy at T0, reference_p
MM_const=0.1	Molar mass
npol=2	degree of polynomial used for fitting
neta=size(tableViscosity, 1)	number of data points for viscosity
tableDensity	Table for rho(T)
tableHeatCapacity	Table for Cp(T)
tableViscosity	Table for eta(T)
tableVaporPressure	Table for pVap(T)
tableConductivity	Table for lambda(T)
TinK	true if T[K],Kelvin used for table temperatures
hasDensity=not (size(tableDensity, 1) == 0)	true if table tableDensity is present
hasHeatCapacity=not (size(tableHeatCapacity, 1) == 0)	true if table tableHeatCapacity is present
hasViscosity=not (size(tableViscosity, 1) == 0)	true if table tableViscosity is present
hasVaporPressure=not (size(tableVaporPressure, 1) == 0)	true if table tableVaporPressure is present
invTK=if size(tableViscosity, 1) > 0 then invertTemp(tableViscosity[:, 1], TinK) else fill(0, 0)	
poly_rho=if hasDensity then Poly.fitting(tableDensity[:, 1], tableDensity[:, 2], npol) else zeros(npol + 1)	
poly_Cp=if hasHeatCapacity then Poly.fitting(tableHeatCapacity[:, 1], tableHeatCapacity[:, 2], npol) else zeros(npol + 1)	
poly_eta=if hasViscosity then Poly.fitting(invTK, Math.log(tableViscosity[:, 2]), npol) else zeros(npol + 1)	
poly_pVap=if hasVaporPressure then Poly.fitting(tableVaporPressure[:, 1], tableVaporPressure[:, 2], npol) else zeros(npol + 1)	
poly_lam=if size(tableConductivity, 1) > 0 then Poly.fitting(tableConductivity[:, 1], tableConductivity[:, 2], npol) else zeros(npol + 1)	
 invertTemp	function to invert temperatures
 BaseProperties	Base properties of T dependent medium
 setState_pTX	Returns state record, given pressure and temperature
 setState_dTX	Returns state record, given pressure and temperature
 setState_pT	returns state record as function of p and T
 setState_phX	Returns state record, given pressure and specific enthalpy
 setState_ph	returns state record as function of p and h
 setState_psX	Returns state record, given pressure and specific entropy
 setState_ps	returns state record as function of p and s
 specificHeatCapacityCv	Specific heat capacity at constant volume (or pressure) of

	medium
 specificHeatCapacityCp	Specific heat capacity at constant volume (or pressure) of medium
 dynamicViscosity	Return dynamic viscosity as a function of the thermodynamic state record
 thermalConductivity	Return thermal conductivity as a function of the thermodynamic state record
 s_T	compute specific entropy
 specificEntropy	Return specific entropy as a function of the thermodynamic state record
 h_T	Compute specific enthalpy from temperature
 h_T_der	Compute specific enthalpy from temperature
 h_pT	Compute specific enthalpy from pressure and temperature
 density_T	Return density as function of temperature
 temperature	Return temperature as a function of the thermodynamic state record
 pressure	Return pressure as a function of the thermodynamic state record
 density	Return density as a function of the thermodynamic state record
 specificEnthalpy	Return specific enthalpy as a function of the thermodynamic state record
 specificInternalEnergy	Return specific internal energy as a function of the thermodynamic state record
 T_ph	Compute temperature from pressure and specific enthalpy
 T_ps	Compute temperature from pressure and specific enthalpy
 Polynomials_Temp	Temporary Functions operating on polynomials (including polynomial fitting); only to be used in Modelica.Media.Incompressible.TableBased
Inherited	
<code>mediumName="unusablePartialMedium"</code>	Name of the medium
<code>substanceNames={mediumName}</code>	Names of the mixture substances. Set <code>substanceNames={mediumName}</code> if only one substance.
<code>extraPropertiesNames=fill("", 0)</code>	Names of the additional (extra) transported properties. Set <code>extraPropertiesNames=fill("", 0)</code> if unused
<code>singleState</code>	= true, if u and d are not a function of pressure
<code>reducedX=true</code>	= true if medium contains the equation $\sum(X) = 1.0$; set <code>reducedX=true</code> if only one substance (see docu for details)
<code>fixedX=false</code>	= true if medium contains the equation $X = \text{reference_X}$
<code>reference_p=101325</code>	Reference pressure of Medium: default 1 atmosphere
<code>reference_T=298.15</code>	Reference temperature of Medium: default 25 deg Celsius
<code>reference_X=fill(1/nX, nX)</code>	Default mass fractions of medium
<code>p_default=101325</code>	Default value for pressure of medium (for initialization)
<code>T_default=Modelica.SIunits.Conversions.from_de</code>	Default value for temperature of medium (for initialization)

gC(20)	
h_default=specificEnthalpy_pTX(p_default, T_default, X_default)	Default value for specific enthalpy of medium (for initialization)
X_default=reference_X	Default value for mass fractions of medium (for initialization)
nS=size(substanceNames, 1)	Number of substances
nX=nS	Number of mass fractions
nXi=if fixedX then 0 else if reducedX then nS - 1 else nS	Number of structurally independent mass fractions (see docu for details)
nC=size(extraPropertiesNames, 1)	Number of extra (outside of standard mass-balance) transported properties
 FluidConstants	critical, triple, molecular and other standard data of fluid
 ThermodynamicState	Minimal variable set that is available as input argument to every medium function
 prandtlNumber	Return the Prandtl number
 specificGibbsEnergy	Return specific Gibbs energy
 specificHelmholtzEnergy	Return specific Helmholtz energy
 heatCapacity_cp	alias for deprecated name
 heatCapacity_cv	alias for deprecated name
 isentropicExponent	Return isentropic exponent
 isentropicEnthalpy	Return isentropic enthalpy
 velocityOfSound	Return velocity of sound
 isobaricExpansionCoefficient	Return overall the isobaric expansion coefficient beta
 beta	alias for isobaricExpansionCoefficient for user convenience
 isothermalCompressibility	Return overall the isothermal compressibility factor
 kappa	alias of isothermalCompressibility for user convenience
 density_derp_h	Return density derivative wrt pressure at const specific enthalpy
 density_derh_p	Return density derivative wrt specific enthalpy at constant pressure
 density_derp_T	Return density derivative wrt pressure at const temperature
 density_derT_p	Return density derivative wrt temperature at constant pressure
 density_derX	Return density derivative wrt mass fraction
 molarMass	Return the molar mass of the medium
 specificEnthalpy_pTX	Return specific enthalpy from p, T, and X or Xi
 density_pTX	Return density from p, T, and X or Xi
 temperature_phX	Return temperature from p, h, and X or Xi
 density_phX	Return density from p, h, and X or Xi
 temperature_psX	Return temperature from p,s, and X or Xi

 density_psX	Return density from p, s, and X or Xi
 specificEnthalpy_psX	Return specific enthalpy from p, s, and X or Xi
AbsolutePressure	Type for absolute pressure with medium specific attributes
Density	Type for density with medium specific attributes
DynamicViscosity	Type for dynamic viscosity with medium specific attributes
EnthalpyFlowRate	Type for enthalpy flow rate with medium specific attributes
MassFlowRate	Type for mass flow rate with medium specific attributes
MassFraction	Type for mass fraction with medium specific attributes
MoleFraction	Type for mole fraction with medium specific attributes
MolarMass	Type for molar mass with medium specific attributes
MolarVolume	Type for molar volume with medium specific attributes
IsentropicExponent	Type for isentropic exponent with medium specific attributes
SpecificEnergy	Type for specific energy with medium specific attributes
SpecificInternalEnergy	Type for specific internal energy with medium specific attributes
SpecificEnthalpy	Type for specific enthalpy with medium specific attributes
SpecificEntropy	Type for specific entropy with medium specific attributes
SpecificHeatCapacity	Type for specific heat capacity with medium specific attributes
SurfaceTension	Type for surface tension with medium specific attributes
Temperature	Type for temperature with medium specific attributes
ThermalConductivity	Type for thermal conductivity with medium specific attributes
PrandtlNumber	Type for Prandtl number with medium specific attributes
VelocityOfSound	Type for velocity of sound with medium specific attributes
ExtraProperty	Type for unspecified, mass-specific property transported by flow
CumulativeExtraProperty	Type for conserved integral of unspecified, mass specific property
ExtraPropertyFlowRate	Type for flow rate of unspecified, mass-specific property
IsobaricExpansionCoefficient	Type for isobaric expansion coefficient with medium specific attributes
DipoleMoment	Type for dipole moment with medium specific attributes
DerDensityByPressure	Type for partial derivative of density with respect to pressure with medium specific attributes
DerDensityByEnthalpy	Type for partial derivative of density with respect to enthalpy with medium specific attributes
DerEnthalpyByPressure	Type for partial derivative of enthalpy with respect to pressure with medium specific attributes
DerDensityByTemperature	Type for partial derivative of density with respect to temperature with medium specific attributes
 Choices	Types, constants to define menu choices

Types and constants

`constant` Boolean enthalpyOfT=true

```
"true if enthalpy is approximated as a function of T only, (p-dependence
neglected)";

constant Boolean densityOfT = size(tableDensity,1) > 1
"true if density is a function of temperature";

constant Temperature T_min "Minimum temperature valid for medium model";

constant Temperature T_max "Maximum temperature valid for medium model";

constant Temperature T0=273.15 "reference Temperature";

constant SpecificEnthalpy h0=0 "reference enthalpy at T0, reference_p";

constant SpecificEntropy s0=0 "reference entropy at T0, reference_p";

constant MolarMass MM_const=0.1 "Molar mass";

constant Integer npol=2 "degree of polynomial used for fitting";

constant Integer neta=size(tableViscosity,1)
"number of data points for viscosity";

constant Real[:,:] tableDensity "Table for rho(T)";

constant Real[:,:] tableHeatCapacity "Table for Cp(T)";

constant Real[:,:] tableViscosity "Table for eta(T)";

constant Real[:,:] tableVaporPressure "Table for pVap(T)";

constant Real[:,:] tableConductivity "Table for lambda(T)";

constant Boolean TinK "true if T[K],Kelvin used for table temperatures";

constant Boolean hasDensity = not (size(tableDensity,1)==0)
"true if table tableDensity is present";

constant Boolean hasHeatCapacity = not (size(tableHeatCapacity,1)==0)
"true if table tableHeatCapacity is present";

constant Boolean hasViscosity = not (size(tableViscosity,1)==0)
"true if table tableViscosity is present";

constant Boolean hasVaporPressure = not (size(tableVaporPressure,1)==0)
"true if table tableVaporPressure is present";

final constant Real invTK[neta] = if size(tableViscosity,1) > 0 then
    invertTemp(tableViscosity[:,1],TinK) else fill(0,0);

final constant Real poly_rho[:] = if hasDensity then
    Poly.fitting(tableDensity[:,
1],tableDensity[:,2],npol) else
```

```

        zeros(npol+1);

    final constant Real poly_Cp[:] = if hasHeatCapacity then
        Poly.fitting(tableHeatCapacity[:,
1],tableHeatCapacity[:,2],npol) else
        zeros(npol+1);

    final constant Real poly_eta[:] = if hasViscosity then
        Poly.fitting(invTK,
Math.log(tableViscosity[:,2]),npol) else
        zeros(npol+1);

    final constant Real poly_pVap[:] = if hasVaporPressure then
        Poly.fitting(tableVaporPressure[:,
1],tableVaporPressure[:,2],npol) else
        zeros(npol+1);

    final constant Real poly_lam[:] = if size(tableConductivity,1)>0 then
        Poly.fitting(tableConductivity[:,
1],tableConductivity[:,2],npol) else
        zeros(npol+1);

```

Modelica.Media.Incompressible.TableBased.invertTemp

function to invert temperatures

Inputs

Type	Name	Default	Description
Real	table[:]		table temperature data
Boolean	Tink		flag for Celsius or Kelvin

Outputs

Type	Name	Description
Real	invTable[size(table, 1)]	inverted temperatures

Modelica.Media.Incompressible.TableBased.BaseProperties

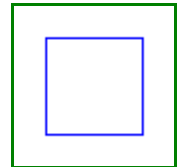
Base properties of T dependent medium

Information

Note that the inner energy neglects the pressure dependence, which is only true for an incompressible medium with $d = \text{constant}$. The neglected term is $p\text{-reference_p}/\rho \cdot (T/\rho) \cdot (\partial \rho / \partial T)$. This is very small for liquids due to proportionality to $1/d^2$, but can be problematic for gases that are modeled incompressible.

Enthalpy is never a function of T only ($h = h(T) + (p\text{-reference_p})/d$), but the error is also small and non-linear systems can be avoided. In particular, non-linear systems are small and local as opposed to large and over all volumes.

Entropy is calculated as



$$s = s_0 + \text{integral}(C_p(T)/T, dt)$$

which is only exactly true for a fluid with constant density $d=d_0$.

Parameters

Type	Name	Default	Description
Temperature	T_start	298.15	initial temperature [K]
Boolean	standardOrderComponents	true	if true, and reducedX = true, the last element of X will be computed from the other ones
Pressure_bar	p_bar	Cv.to_bar(p)	Absolute pressure of medium in [bar] [bar]
Advanced			
Boolean	preferredMediumStates	false	= true if StateSelect.prefer shall be used for the independent property variables of the medium

Modelica.Media.Incompressible.TableBased.setState_pTX

Returns state record, given pressure and temperature



Inputs

Type	Name	Default	Description
AbsolutePressure	p		Pressure [Pa]
Temperature	T		Temperature [K]
MassFraction	X[:]	reference_X	Mass fractions [kg/kg]

Outputs

Type	Name	Description
ThermodynamicState	state	thermodynamic state record

Modelica.Media.Incompressible.TableBased.setState_dTX

Returns state record, given pressure and temperature



Inputs

Type	Name	Default	Description
Density	d		density [kg/m3]
Temperature	T		Temperature [K]
MassFraction	X[:]	reference_X	Mass fractions [kg/kg]

Outputs

Type	Name	Description
ThermodynamicState	state	thermodynamic state record

Modelica.Media.Incompressible.TableBased.setState_pT

returns state record as function of p and T

Inputs

Type	Name	Default	Description
AbsolutePressure	p		pressure [Pa]
Temperature	T		temperature [K]

Outputs

Type	Name	Description
ThermodynamicState	state	thermodynamic state

Modelica.Media.Incompressible.TableBased.setState_phX

Returns state record, given pressure and specific enthalpy

Inputs

Type	Name	Default	Description
AbsolutePressure	p		Pressure [Pa]
SpecificEnthalpy	h		Specific enthalpy [J/kg]
MassFraction	X[:]	reference_X	Mass fractions [kg/kg]

Outputs

Type	Name	Description
ThermodynamicState	state	thermodynamic state record

Modelica.Media.Incompressible.TableBased.setState_ph

returns state record as function of p and h

Inputs

Type	Name	Default	Description
AbsolutePressure	p		pressure [Pa]
SpecificEnthalpy	h		specific enthalpy [J/kg]

Outputs

Type	Name	Description
ThermodynamicState	state	thermodynamic state

Modelica.Media.Incompressible.TableBased.setState_psX

Returns state record, given pressure and specific entropy



Inputs

Type	Name	Default	Description
AbsolutePressure	p		Pressure [Pa]
SpecificEntropy	s		Specific entropy [J/(kg.K)]
MassFraction	X[:]	reference_X	Mass fractions [kg/kg]

Outputs

Type	Name	Description
ThermodynamicState	state	thermodynamic state record

Modelica.Media.Incompressible.TableBased.setState_ps

returns state record as function of p and s

Inputs

Type	Name	Default	Description
AbsolutePressure	p		pressure [Pa]
SpecificEntropy	s		specific entropy [J/(kg.K)]

Outputs

Type	Name	Description
ThermodynamicState	state	thermodynamic state

Modelica.Media.Incompressible.TableBased.specificHeatCapacityCv

Specific heat capacity at constant volume (or pressure) of medium

**Inputs**

Type	Name	Default	Description
ThermodynamicState	state		thermodynamic state record

Outputs

Type	Name	Description
SpecificHeatCapacity	cv	Specific heat capacity at constant volume [J/(kg.K)]

Modelica.Media.Incompressible.TableBased.specificHeatCapacityCp

Specific heat capacity at constant volume (or pressure) of medium

**Inputs**

Type	Name	Default	Description
ThermodynamicState	state		thermodynamic state record

Outputs

Type	Name	Description
SpecificHeatCapacity	cp	Specific heat capacity at constant pressure [J/(kg.K)]

Modelica.Media.Incompressible.TableBased.dynamicViscosity

Return dynamic viscosity as a function of the thermodynamic state record

**Inputs**

Type	Name	Default	Description
ThermodynamicState	state		thermodynamic state record

Outputs

Type	Name	Description
DynamicViscosity	eta	Dynamic viscosity [Pa.s]

Modelica.Media.Incompressible.TableBased.thermalConductivity

Return thermal conductivity as a function of the thermodynamic state record

**Inputs**

Type	Name	Default	Description
ThermodynamicState	state		thermodynamic state record

Outputs

Type	Name	Description
ThermalConductivity	lambda	Thermal conductivity [W/(m.K)]

Modelica.Media.Incompressible.TableBased.s_T

compute specific entropy

Inputs

Type	Name	Default	Description
Temperature	T		temperature [K]

Outputs

Type	Name	Description
SpecificEntropy	s	specific entropy [J/(kg.K)]

Modelica.Media.Incompressible.TableBased.specificEntropy

Return specific entropy as a function of the thermodynamic state record



Inputs

Type	Name	Default	Description
ThermodynamicState	state		thermodynamic state record

Outputs

Type	Name	Description
SpecificEntropy	s	Specific entropy [J/(kg.K)]

Modelica.Media.Incompressible.TableBased.h_T

Compute specific enthalpy from temperature

**Inputs**

Type	Name	Default	Description
Temperature	T		Temperature [K]

Outputs

Type	Name	Description
SpecificEnthalpy	h	Specific enthalpy at p, T [J/kg]

Modelica.Media.Incompressible.TableBased.h_T_der

Compute specific enthalpy from temperature

**Inputs**

Type	Name	Default	Description
Temperature	T		Temperature [K]
Real	dT		temperature derivative

Outputs

Type	Name	Description
Real	dh	derivative of Specific enthalpy at T

Modelica.Media.Incompressible.TableBased.h_pT

Compute specific enthalpy from pressure and temperature

**Inputs**

Type	Name	Default	Description
Pressure	p		Pressure [Pa]
Temperature	T		Temperature [K]
Boolean	densityOfT	false	include or neglect density derivative dependence of enthalpy

Outputs

Type	Name	Description
SpecificEnthalpy	h	Specific enthalpy at p, T [J/kg]

Modelica.Media.Incompressible.TableBased.density_T

Return density as function of temperature

Inputs

Type	Name	Default	Description
Temperature	T		temperature [K]

Outputs

Type	Name	Description
Density	d	density [kg/m3]

Modelica.Media.Incompressible.TableBased.temperature

Return temperature as a function of the thermodynamic state record

**Inputs**

Type	Name	Default	Description
ThermodynamicState	state		thermodynamic state record

Outputs

Type	Name	Description
Temperature	T	Temperature [K]

Modelica.Media.Incompressible.TableBased.pressure

Return pressure as a function of the thermodynamic state record

**Inputs**

Type	Name	Default	Description
ThermodynamicState	state		thermodynamic state record

Outputs

Type	Name	Description
AbsolutePressure	p	Pressure [Pa]

Modelica.Media.Incompressible.TableBased.density

Return density as a function of the thermodynamic state record



Inputs

Type	Name	Default	Description
ThermodynamicState	state		thermodynamic state record

Outputs

Type	Name	Description
Density	d	Density [kg/m3]

Modelica.Media.Incompressible.TableBased.specificEnthalpy

Return specific enthalpy as a function of the thermodynamic state record

**Inputs**

Type	Name	Default	Description
ThermodynamicState	state		thermodynamic state record

Outputs

Type	Name	Description
SpecificEnthalpy	h	Specific enthalpy [J/kg]

Modelica.Media.Incompressible.TableBased.specificInternalEnergy

Return specific internal energy as a function of the thermodynamic state record

**Inputs**

Type	Name	Default	Description
ThermodynamicState	state		thermodynamic state record

Outputs

Type	Name	Description
SpecificEnergy	u	Specific internal energy [J/kg]

Modelica.Media.Incompressible.TableBased.T_ph

Compute temperature from pressure and specific enthalpy

Inputs

Type	Name	Default	Description
AbsolutePressure	p		pressure [Pa]
SpecificEnthalpy	h		specific enthalpy [J/kg]

Outputs

Type	Name	Description
------	------	-------------

Temperature	T	temperature [K]
-------------	---	-----------------

Modelica.Media.Incompressible.TableBased.T_ps

Compute temperature from pressure and specific enthalpy

Inputs

Type	Name	Default	Description
AbsolutePressure	p		pressure [Pa]
SpecificEntropy	s		specific entropy [J/(kg.K)]

Outputs

Type	Name	Description
Temperature	T	temperature [K]

Modelica.Media.Incompressible.TableBased.Polynomials_Temp

Temporary Functions operating on polynomials (including polynomial fitting); only to be used in Modelica.Media.Incompressible.TableBased











Information

This package contains functions to operate on polynomials, in particular to determine the derivative and the integral of a polynomial and to use a polynomial to fit a given set of data points.

Copyright © 2004-2007, Modelica Association and DLR.

*This package is **free** software. It can be redistributed and/or modified under the terms of the **Modelica license**, see the license conditions and the accompanying **disclaimer** in the documentation of package Modelica in file "Modelica/package.mo".*

Package Content

Name	Description
 evaluate	Evaluate polynomial at a given abszissa value
 derivative	Derivative of polynomial
 derivativeValue	Value of derivative of polynomial at abszissa value u
 secondDerivativeValue	Value of 2nd derivative of polynomial at abszissa value u
 integral	Indefinite integral of polynomial p(u)
 integralValue	Integral of polynomial p(u) from u_low to u_high
 fitting	Computes the coefficients of a polynomial that fits a set of data points in a least-squares sense
 evaluate_der	Evaluate polynomial at a given abszissa value
 integralValue_der	Time derivative of integral of polynomial p(u) from u_low to u_high, assuming only u_high as time-dependent (Leibnitz rule)
 derivativeValue_der	time derivative of derivative of polynomial

Modelica.Media.Incompressible.TableBased.Polynomials_Temp.evaluate

Evaluate polynomial at a given abszissa value

**Inputs**

Type	Name	Default	Description
Real	p[:]		Polynomial coefficients (p[1] is coefficient of highest power)
Real	u		Abszissa value

Outputs

Type	Name	Description
Real	y	Value of polynomial at u

Modelica.Media.Incompressible.TableBased.Polynomials_Temp.derivative

Derivative of polynomial

**Inputs**

Type	Name	Default	Description
Real	p1[:]		Polynomial coefficients (p1[1] is coefficient of highest power)

Outputs

Type	Name	Description
Real	p2[size(p1, 1) - 1]	Derivative of polynomial p1

Modelica.Media.Incompressible.TableBased.Polynomials_Temp.derivativeValue

Value of derivative of polynomial at abszissa value u

**Inputs**

Type	Name	Default	Description
Real	p[:]		Polynomial coefficients (p[1] is coefficient of highest power)
Real	u		Abszissa value

Outputs

Type	Name	Description
Real	y	Value of derivative of polynomial at u

Modelica.Media.Incompressible.TableBased.Polynomials_Temp.secondDerivativeValue

Value of 2nd derivative of polynomial at abszissa value u



Inputs

Type	Name	Default	Description
Real	p[:]		Polynomial coefficients (p[1] is coefficient of highest power)
Real	u		Abszissa value

Outputs

Type	Name	Description
Real	y	Value of 2nd derivative of polynomial at u

Modelica.Media.Incompressible.TableBased.Polynomials_Temp.integral

Indefinite integral of polynomial p(u)

**Inputs**

Type	Name	Default	Description
Real	p1[:]		Polynomial coefficients (p1[1] is coefficient of highest power)

Outputs

Type	Name	Description
Real	p2[size(p1, 1) + 1]	Polynomial coefficients of indefinite integral of polynomial p1 (polynomial p2 + C is the indefinite integral of p1, where C is an arbitrary constant)

Modelica.Media.Incompressible.TableBased.Polynomials_Temp.integralValue

Integral of polynomial p(u) from u_low to u_high

**Inputs**

Type	Name	Default	Description
Real	p[:]		Polynomial coefficients
Real	u_high		High integrand value
Real	u_low	0	Low integrand value, default 0

Outputs

Type	Name	Description
Real	integral	Integral of polynomial p from u_low to u_high

Modelica.Media.Incompressible.TableBased.Polynomials_Temp.fitting

Computes the coefficients of a polynomial that fits a set of data points in a least-squares sense

**Information**

Polynomials.fitting(u,y,n) computes the coefficients of a polynomial p(u) of degree "n" that fits the data "p(u[i]) - y[i]" in a least squares sense. The polynomial is returned as a vector p[n+1] that has the following definition:

$$p(u) = p[1]*u^n + p[2]*u^{(n-1)} + \dots + p[n]*u + p[n+1];$$

Inputs

Type	Name	Default	Description
Real	u[:]		Abscissa data values
Real	y[size(u, 1)]		Ordinate data values
Integer	n		Order of desired polynomial that fits the data points (u,y)

Outputs

Type	Name	Description
Real	p[n + 1]	Polynomial coefficients of polynomial that fits the date points

Modelica.Media.Incompressible.TableBased.Polynomials_Temp.evaluate_der

Evaluate polynomial at a given abszissa value



Inputs

Type	Name	Default	Description
Real	p[:]		Polynomial coefficients (p[1] is coefficient of highest power)
Real	u		Abszissa value
Real	du		Abszissa value

Outputs

Type	Name	Description
Real	dy	Value of polynomial at u

Modelica.Media.Incompressible.TableBased.Polynomials_Temp.integralValue_der

Time derivative of integral of polynomial p(u) from u_low to u_high, assuming only u_high as time-dependent (Leibnitz rule)



Inputs

Type	Name	Default	Description
Real	p[:]		Polynomial coefficients
Real	u_high		High integrand value
Real	u_low	0	Low integrand value, default 0
Real	du_high		High integrand value
Real	du_low	0	Low integrand value, default 0

Outputs

Type	Name	Description
Real	dintegral	Integral of polynomial p from u_low to u_high

Modelica.Media.Incompressible.TableBased.Polynomials_Temp.derivativeValue_der

time derivative of derivative of polynomial

**Inputs**

Type	Name	Default	Description
Real	p[:]		Polynomial coefficients (p[1] is coefficient of highest power)
Real	u		Abszissa value
Real	du		delta of abszissa value

Outputs

Type	Name	Description
Real	dy	time-derivative of derivative of polynomial w.r.t. input variable at u

Modelica.Media.Incompressible.Examples




Examples for incompressible media

Information

This package provides a few examples of how to construct medium models for incompressible fluids. The package contains:

- **Glycol47**, a model of 47% glycol water mixture, based on tables of density and heat capacity as functions of temperature.
- **Essotherm650**, a medium model for thermal oil, also based on tables.

Package Content

Name	Description
 Glycol47	1,2-Propylene glycol, 47% mixture with water
 Essotherm650	Essotherm thermal oil
 TestGlycol	Test Glycol47 Medium model

Modelica.Media.Incompressible.Examples.Glycol47

1,2-Propylene glycol, 47% mixture with water

Information**Modelica.Media.Incompressible.Examples.Essotherm650**

Essotherm thermal oil

Information

Modelica.Media.Incompressible.Examples.TestGlycol

Test Glycol47 Medium model



Modelica.Media.Water

Medium models for water

Information

This package contains different medium models for water:

- **ConstantPropertyLiquidWater**
Simple liquid water medium (incompressible, constant data).
- **IdealSteam**
Steam water medium as ideal gas from Media.IdealGases.SingleGases.H2O
- **WaterIF97 derived models**
High precision water model according to the IAPWS/IF97 standard (liquid, steam, two phase region). Models with different independent variables are provided as well as models valid only for particular regions. The **WaterIF97_ph** model is valid in all regions and is the recommended one to use.

Overview of WaterIF97 derived water models

The WaterIF97 models calculate medium properties for water in the **liquid**, **gas** and **two phase** regions according to the IAPWS/IF97 standard, i.e., the accepted industrial standard and best compromise between accuracy and computation time. It has been part of the ThermoFluid Modelica library and been extended, reorganized and documented to become part of the Modelica Standard library.

An important feature that distinguishes this implementation of the IF97 steam property standard is that this implementation has been explicitly designed to work well in dynamic simulations. Computational performance has been of high importance. This means that there often exist several ways to get the same result from different functions if one of the functions is called often but can be optimized for that purpose.

Three variable pairs can be the independent variables of the model:

1. Pressure **p** and specific enthalpy **h** are the most natural choice for general applications. This is the recommended choice for most general purpose applications, in particular for power plants.
2. Pressure **p** and temperature **T** are the most natural choice for applications where water is always in the same phase, both for liquid water and steam.
3. Density **d** and temperature **T** are explicit variables of the Helmholtz function in the near-critical region and can be the best choice for applications with super-critical or near-critical states.

The following quantities are always computed in Medium.Baseproperties:

Variable	Unit	Description
T	K	temperature
u	J/kg	specific internal energy
d	kg/m ³	density
p	Pa	pressure
h	J/kg	specific enthalpy

In some cases additional medium properties are needed. A component that needs these optional properties has to call one of the following functions:

Function call	Unit	Description
Medium.dynamicViscosity(medium.state)	Pa.s	dynamic viscosity
Medium.thermalConductivity(medium.state)	W/(m.K)	thermal conductivity
Medium.prandtlNumber(medium.state)	1	Prandtl number

Medium.specificEntropy(medium.state)	J/(kg.K)	specific entropy
Medium.heatCapacity_cp(medium.state)	J/(kg.K)	specific heat capacity at constant pressure
Medium.heatCapacity_cv(medium.state)	J/(kg.K)	specific heat capacity at constant density
Medium.isentropicExponent(medium.state)	1	isentropic exponent
Medium.isentropicEnthalpy(pressure, medium.state)	J/kg	isentropic enthalpy
Medium.velocityOfSound(medium.state)	m/s	velocity of sound
Medium.isobaricExpansionCoefficient(medium.state)	1/K	isobaric expansion coefficient
Medium.isothermalCompressibility(medium.state)	1/Pa	isothermal compressibility
Medium.density_derp_h(medium.state)	kg/(m3.Pa)	derivative of density by pressure at constant enthalpy
Medium.density_derh_p(medium.state)	kg2/(m3.J)	derivative of density by enthalpy at constant pressure
Medium.density_derp_T(medium.state)	kg/(m3.Pa)	derivative of density by pressure at constant temperature
Medium.density_derT_p(medium.state)	kg/(m3.K)	derivative of density by temperature at constant pressure
Medium.density_derX(medium.state)	kg/m3	derivative of density by mass fraction
Medium.molarMass(medium.state)	kg/mol	molar mass

More details are given in [Modelica.Media.UsersGuide.MediumUsage.OptionalProperties](#). Many additional optional functions are defined to compute properties of saturated media, either liquid (bubble point) or vapour (dew point). The argument to such functions is a SaturationProperties record, which can be set starting from either the saturation pressure or the saturation temperature. With reference to a model defining a pressure p , a temperature T , and a SaturationProperties record sat , the following functions are provided:

Function call	Unit	Description
Medium.saturationPressure(T)	Pa	Saturation pressure at temperature T
Medium.saturationTemperature(p)	K	Saturation temperature at pressure p
Medium.saturationTemperature_derp(p)	K/Pa	Derivative of saturation temperature with respect to pressure
Medium.bubbleEnthalpy(sat)	J/kg	Specific enthalpy at bubble point
Medium.dewEnthalpy(sat)	J/kg	Specific enthalpy at dew point
Medium.bubbleEntropy(sat)	J/(kg.K)	Specific entropy at bubble point
Medium.dewEntropy(sat)	J/(kg.K)	Specific entropy at dew point
Medium.bubbleDensity(sat)	kg/m3	Density at bubble point
Medium.dewDensity(sat)	kg/m3	Density at dew point
Medium.dBubbleDensity_dPressure(sat)	kg/(m3.Pa)	Derivative of density at bubble point with respect to pressure
Medium.dDewDensity_dPressure(sat)	kg/(m3.Pa)	Derivative of density at dew point with respect to pressure
Medium.dBubbleEnthalpy_dPressure(sat)	J/(kg.Pa)	Derivative of specific enthalpy at bubble point with respect to pressure
Medium.dDewEnthalpy_dPressure(sat)	J/(kg.Pa)	Derivative of specific enthalpy at dew point with respect to pressure
Medium.surfaceTension(sat)	N/m	Surface tension between liquid and vapour phase















Details on usage and some examples are given in: [Modelica.Media.UsersGuide.MediumUsage.TwoPhase](#).

Many further properties can be computed. Using the well-known Bridgman's Tables, all first partial derivatives of the standard thermodynamic variables can be computed easily.

The documentation of the IAPWS/IF97 steam properties can be freely distributed with computer implementations and are included here (in directory Modelica\help\Documentation\IF97documentation):

- [IF97.pdf](#) The standards document for the main part of the IF97.
- [Back3.pdf](#) The backwards equations for region 3.
- [crits.pdf](#) The critical point data.
- [meltsub.pdf](#) The melting- and sublimation line formulation (not implemented)
- [surf.pdf](#) The surface tension standard definition
- [thcond.pdf](#) The thermal conductivity standard definition
- [visc.pdf](#) The viscosity standard definition

Package Content

Name	Description
waterConstants	
simpleWaterConstants	
 ConstantPropertyLiquidWater	Water: Simple liquid water medium (incompressible, constant data)
 IdealSteam	Water: Steam as ideal gas from NASA source
 WaterIF97OnePhase_ph	Water using the IF97 standard, explicit in p and h, and only valid outside the two-phase dome
 WaterIF97_ph	Water using the IF97 standard, explicit in p and h
 WaterIF97_base	Water: Steam properties as defined by IAPWS/IF97 standard
 WaterIF97_fixedregion	Water: Steam properties as defined by IAPWS/IF97 standard
 WaterIF97_R1ph	region 1 (liquid) water according to IF97 standard
 WaterIF97_R2ph	region 2 (steam) water according to IF97 standard
 WaterIF97_R3ph	region 3 water according to IF97 standard
 WaterIF97_R4ph	region 4 water according to IF97 standard
 WaterIF97_R5ph	region 5 water according to IF97 standard
 WaterIF97_R1pT	region 1 (liquid) water according to IF97 standard
 WaterIF97_R2pT	region 2 (steam) water according to IF97 standard
 IF97_Uutilities	Low level and utility computation for high accuracy water properties according to the IAPWS/IF97 standard

Types and constants

```

constant Interfaces.PartialTwoPhaseMedium.FluidConstants[1] waterConstants (
  each chemicalFormula = "H2O",
  each structureFormula="H2O",
  each casRegistryNumber="7732-18-5",
  each iupacName="oxidane",
  each molarMass=0.018015268,
  each criticalTemperature=647.096,
  each criticalPressure=22064.0e3,
  each criticalMolarVolume=1/322.0*0.018015268,
  each normalBoilingPoint=373.124,
  each meltingPoint=273.15,
  each triplePointTemperature=273.16,
  each triplePointPressure=611.657,
  each acentricFactor = 0.344,
  each dipoleMoment = 1.8,

```

```

    each hasCriticalData=true);

constant Interfaces.PartialMedium.FluidConstants[1] simpleWaterConstants(
  each chemicalFormula = "H2O",
  each structureFormula="H2O",
  each casRegistryNumber="7732-18-5",
  each iupacName="oxidane",
  each molarMass=0.018015268);

package StandardWater = WaterIF97_ph
  "Water using the IF97 standard, explicit in p and h. Recommended for most
  applications";

package StandardWaterOnePhase = WaterIF97_pT
  "Water using the IF97 standard, explicit in p and T. Recommended for one-phase
  applications";

package WaterIF97_pT
  "Water using the IF97 standard, explicit in p and T"
  extends WaterIF97_base(
    final ph_explicit=false,
    final dT_explicit=false,
    final pT_explicit=true,
    final smoothModel=true,
    final onePhase=true);
end WaterIF97_pT;

```

Modelica.Media.Water.ConstantPropertyLiquidWater

Water: Simple liquid water medium (incompressible, constant data)

Information

Modelica.Media.Water.IdealSteam

Water: Steam as ideal gas from NASA source

Information

Modelica.Media.Water.WaterIF97OnePhase_ph

Water using the IF97 standard, explicit in p and h, and only valid outside the two-phase dome

Information

Modelica.Media.Water.WaterIF97_ph

Water using the IF97 standard, explicit in p and h

Information

Modelica.Media.Water.WaterIF97_base

Water: Steam properties as defined by IAPWS/IF97 standard

Information

This model calculates medium properties for water in the **liquid**, **gas** and **two phase** regions according to the IAPWS/IF97 standard, i.e., the accepted industrial standard and best compromise between accuracy and computation time. For more details see [Modelica.Media.Water.IF97_Uilities](#). Three variable pairs can be the independent variables of the model:

1. Pressure **p** and specific enthalpy **h** are the most natural choice for general applications. This is the recommended choice for most general purpose applications, in particular for power plants.
2. Pressure **p** and temperature **T** are the most natural choice for applications where water is always in the same phase, both for liquid water and steam.
3. Density **d** and temperature **T** are explicit variables of the Helmholtz function in the near-critical region and can be the best choice for applications with super-critical or near-critical states.








The following quantities are always computed:

Variable	Unit	Description
T	K	temperature
u	J/kg	specific internal energy
d	kg/m ³	density
p	Pa	pressure
h	J/kg	specific enthalpy































In some cases additional medium properties are needed. A component that needs these optional properties has to call one of the functions listed in [Modelica.Media.UsersGuide.MediumUsage.OptionalProperties](#) and in [Modelica.Media.UsersGuide.MediumUsage.TwoPhase](#).











Many further properties can be computed. Using the well-known Bridgman's Tables, all first partial derivatives of the standard thermodynamic variables can be computed easily.

Package Content

Name	Description
 ThermodynamicState	thermodynamic state
ph_explicit	true if explicit in pressure and specific enthalpy
dT_explicit	true if explicit in density and temperature
pT_explicit	true if explicit in pressure and temperature
 BaseProperties	Base properties of water
 density_ph	Computes density as a function of pressure and specific enthalpy
 temperature_ph	Computes temperature as a function of pressure and specific enthalpy
 temperature_ps	Compute temperature from pressure and specific enthalpy
 density_ps	Computes density as a function of pressure and specific enthalpy
 pressure_dT	Computes pressure as a function of density and temperature

 <code>specificEnthalpy_dT</code>	Computes specific enthalpy as a function of density and temperature
 <code>specificEnthalpy_pT</code>	Computes specific enthalpy as a function of pressure and temperature
 <code>specificEnthalpy_ps</code>	Computes specific enthalpy as a function of pressure and temperature
 <code>density_pT</code>	Computes density as a function of pressure and temperature
 <code>setDewState</code>	set the thermodynamic state on the dew line
 <code>setBubbleState</code>	set the thermodynamic state on the bubble line
 <code>dynamicViscosity</code>	Dynamic viscosity of water
 <code>thermalConductivity</code>	Thermal conductivity of water
 <code>surfaceTension</code>	Surface tension in two phase region of water
 <code>pressure</code>	return pressure of ideal gas
 <code>temperature</code>	return temperature of ideal gas
 <code>density</code>	return density of ideal gas
 <code>specificEnthalpy</code>	Return specific enthalpy
 <code>specificInternalEnergy</code>	Return specific internal energy
 <code>specificGibbsEnergy</code>	Return specific Gibbs energy
 <code>specificHelmholtzEnergy</code>	Return specific Helmholtz energy
 <code>specificEntropy</code>	specific entropy of water
 <code>specificHeatCapacityCp</code>	specific heat capacity at constant pressure of water
 <code>specificHeatCapacityCv</code>	specific heat capacity at constant volume of water
 <code>isentropicExponent</code>	Return isentropic exponent
 <code>isothermalCompressibility</code>	Isothermal compressibility of water
 <code>isobaricExpansionCoefficient</code>	isobaric expansion coefficient of water
 <code>velocityOfSound</code>	Return velocity of sound as a function of the thermodynamic state record
 <code>isentropicEnthalpy</code>	compute $h(p,s)$
 <code>density_derh_p</code>	density derivative by specific enthalpy
 <code>density_derp_h</code>	density derivative by pressure
 <code>bubbleEnthalpy</code>	boiling curve specific enthalpy of water
 <code>dewEnthalpy</code>	dew curve specific enthalpy of water
 <code>bubbleEntropy</code>	boiling curve specific entropy of water
 <code>dewEntropy</code>	dew curve specific entropy of water
<code>bubbleDensity</code>	boiling curve specific density of water
<code>dewDensity</code>	dew curve specific density of water
<code>saturationTemperature</code>	saturation temperature of water
<code>saturationTemperature_derp</code>	derivative of saturation temperature w.r.t. pressure

 saturationPressure	saturation pressure of water
 dBubbleDensity_dPressure	bubble point density derivative
 dDewDensity_dPressure	dew point density derivative
 dBubbleEnthalpy_dPressure	bubble point specific enthalpy derivative
 dDewEnthalpy_dPressure	dew point specific enthalpy derivative
 setState_dTX	Return thermodynamic state of water as function of d and T
 setState_phX	Return thermodynamic state of water as function of p and h
 setState_psX	Return thermodynamic state of water as function of p and s
 setState_pTX	Return thermodynamic state of water as function of p and T
Inherited	
smoothModel	true if the (derived) model should not generate state events
onePhase	true if the (derived) model should never be called with two-phase inputs
 FluidLimits	validity limits for fluid model
 FluidConstants	extended fluid constants
fluidConstants	constant data for the fluid
 SaturationProperties	Saturation properties of two phase medium
FixedPhase	phase of the fluid: 1 for 1-phase, 2 for two-phase, 0 for not known, e.g. interactive use
 setSat_T	Return saturation property record from temperature
 setSat_p	Return saturation property record from pressure
 saturationPressure_sat	Return saturation temperature
 saturationTemperature_sat	Return saturation temperature
 saturationTemperature_derp_sat	Return derivative of saturation temperature w.r.t. pressure
 molarMass	Return the molar mass of the medium
 specificEnthalpy_pTX	Return specific enthalpy from pressure, temperature and mass fraction
 temperature_phX	Return temperature from p, h, and X or Xi
 density_phX	Return density from p, h, and X or Xi
 temperature_psX	Return temperature from p, s, and X or Xi
 density_psX	Return density from p, s, and X or Xi
 specificEnthalpy_psX	Return specific enthalpy from p, s, and X or Xi
 setState_pT	Return thermodynamic state from p and T
 setState_ph	Return thermodynamic state from p and h
 setState_ps	Return thermodynamic state from p and s
 setState_dT	Return thermodynamic state from d and T
 setState_px	Return thermodynamic state from pressure and vapour quality
 setState_Tx	Return thermodynamic state from temperature and vapour

	quality
 vapourQuality	Return vapour quality
mediumName="unusablePartialMedium"	Name of the medium
substanceNames={mediumName}	Names of the mixture substances. Set substanceNames={mediumName} if only one substance.
extraPropertiesNames=fill("", 0)	Names of the additional (extra) transported properties. Set extraPropertiesNames=fill("",0) if unused
singleState	= true, if u and d are not a function of pressure
reducedX=true	= true if medium contains the equation $\sum(X) = 1.0$; set reducedX=true if only one substance (see docu for details)
fixedX=false	= true if medium contains the equation $X = \text{reference_X}$
reference_p=101325	Reference pressure of Medium: default 1 atmosphere
reference_T=298.15	Reference temperature of Medium: default 25 deg Celsius
reference_X=fill(1/nX, nX)	Default mass fractions of medium
p_default=101325	Default value for pressure of medium (for initialization)
T_default=Modelica.SIunits.Conversions.from_degC(20)	Default value for temperature of medium (for initialization)
h_default=specificEnthalpy_pTX(p_default, T_default, X_default)	Default value for specific enthalpy of medium (for initialization)
X_default=reference_X	Default value for mass fractions of medium (for initialization)
nS=size(substanceNames, 1)	Number of substances
nX=nS	Number of mass fractions
nXi=if fixedX then 0 else if reducedX then nS - 1 else nS	Number of structurally independent mass fractions (see docu for details)
nC=size(extraPropertiesNames, 1)	Number of extra (outside of standard mass-balance) transported properties
 prandtlNumber	Return the Prandtl number
 heatCapacity_cp	alias for deprecated name
 heatCapacity_cv	alias for deprecated name
 beta	alias for isobaricExpansionCoefficient for user convenience
 kappa	alias of isothermalCompressibility for user convenience
 density_derp_T	Return density derivative wrt pressure at const temperature
 density_derT_p	Return density derivative wrt temperature at constant pressure
 density_derX	Return density derivative wrt mass fraction
 density_pTX	Return density from p, T, and X or Xi
AbsolutePressure	Type for absolute pressure with medium specific attributes
Density	Type for density with medium specific attributes
DynamicViscosity	Type for dynamic viscosity with medium specific attributes
EnthalpyFlowRate	Type for enthalpy flow rate with medium specific attributes
MassFlowRate	Type for mass flow rate with medium specific attributes
MassFraction	Type for mass fraction with medium specific attributes
MoleFraction	Type for mole fraction with medium specific attributes
MolarMass	Type for molar mass with medium specific attributes

MolarVolume	Type for molar volume with medium specific attributes
IsentropicExponent	Type for isentropic exponent with medium specific attributes
SpecificEnergy	Type for specific energy with medium specific attributes
SpecificInternalEnergy	Type for specific internal energy with medium specific attributes
SpecificEnthalpy	Type for specific enthalpy with medium specific attributes
SpecificEntropy	Type for specific entropy with medium specific attributes
SpecificHeatCapacity	Type for specific heat capacity with medium specific attributes
SurfaceTension	Type for surface tension with medium specific attributes
Temperature	Type for temperature with medium specific attributes
ThermalConductivity	Type for thermal conductivity with medium specific attributes
PrandtlNumber	Type for Prandtl number with medium specific attributes
VelocityOfSound	Type for velocity of sound with medium specific attributes
ExtraProperty	Type for unspecified, mass-specific property transported by flow
CumulativeExtraProperty	Type for conserved integral of unspecified, mass specific property
ExtraPropertyFlowRate	Type for flow rate of unspecified, mass-specific property
IsobaricExpansionCoefficient	Type for isobaric expansion coefficient with medium specific attributes
DipoleMoment	Type for dipole moment with medium specific attributes
DerDensityByPressure	Type for partial derivative of density with respect to pressure with medium specific attributes
DerDensityByEnthalpy	Type for partial derivative of density with respect to enthalpy with medium specific attributes
DerEnthalpyByPressure	Type for partial derivative of enthalpy with respect to pressure with medium specific attributes
DerDensityByTemperature	Type for partial derivative of density with respect to temperature with medium specific attributes
 Choices	Types, constants to define menu choices

Types and constants

```

constant Boolean ph_explicit
  "true if explicit in pressure and specific enthalpy";

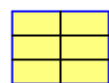
constant Boolean dT_explicit "true if explicit in density and temperature";

constant Boolean pT_explicit "true if explicit in pressure and temperature";

```


Modelica.Media.Water.WaterIF97_base.ThermodynamicState

thermodynamic state



Modelica.Media.Water.WaterIF97_base.BaseProperties

Base properties of water

**Parameters**

Type	Name	Default	Description
Advanced			
Boolean	preferredMediumStates	false	= true if StateSelect.prefer shall be used for the independent property variables of the medium

Modelica.Media.Water.WaterIF97_base.density_ph

Computes density as a function of pressure and specific enthalpy

**Inputs**

Type	Name	Default	Description
AbsolutePressure	p		Pressure [Pa]
SpecificEnthalpy	h		Specific enthalpy [J/kg]
FixedPhase	phase	0	2 for two-phase, 1 for one-phase, 0 if not known

Outputs

Type	Name	Description
Density	d	Density [kg/m3]

Modelica.Media.Water.WaterIF97_base.temperature_ph

Computes temperature as a function of pressure and specific enthalpy

**Inputs**

Type	Name	Default	Description
AbsolutePressure	p		Pressure [Pa]
SpecificEnthalpy	h		Specific enthalpy [J/kg]
FixedPhase	phase	0	2 for two-phase, 1 for one-phase, 0 if not known

Outputs

Type	Name	Description
Temperature	T	Temperature [K]

Modelica.Media.Water.WaterIF97_base.temperature_ps

Compute temperature from pressure and specific enthalpy

**Inputs**

Type	Name	Default	Description
------	------	---------	-------------

AbsolutePressure	p		Pressure [Pa]
SpecificEntropy	s		Specific entropy [J/(kg.K)]
FixedPhase	phase	0	2 for two-phase, 1 for one-phase, 0 if not known

Outputs

Type	Name	Description
Temperature	T	Temperature [K]

Modelica.Media.Water.WaterIF97_base.density_ps

Computes density as a function of pressure and specific enthalpy



Inputs

Type	Name	Default	Description
AbsolutePressure	p		Pressure [Pa]
SpecificEntropy	s		Specific entropy [J/(kg.K)]
FixedPhase	phase	0	2 for two-phase, 1 for one-phase, 0 if not known

Outputs

Type	Name	Description
Density	d	density [kg/m3]

Modelica.Media.Water.WaterIF97_base.pressure_dT

Computes pressure as a function of density and temperature



Inputs

Type	Name	Default	Description
Density	d		Density [kg/m3]
Temperature	T		Temperature [K]
FixedPhase	phase	0	2 for two-phase, 1 for one-phase, 0 if not known

Outputs

Type	Name	Description
AbsolutePressure	p	Pressure [Pa]

Modelica.Media.Water.WaterIF97_base.specificEnthalpy_dT

Computes specific enthalpy as a function of density and temperature



Inputs

Type	Name	Default	Description
Density	d		Density [kg/m3]

Temperature	T		Temperature [K]
FixedPhase	phase	0	2 for two-phase, 1 for one-phase, 0 if not known

Outputs

Type	Name	Description
SpecificEnthalpy	h	specific enthalpy [J/kg]

Modelica.Media.Water.WaterIF97_base.specificEnthalpy_pT

Computes specific enthalpy as a function of pressure and temperature

Inputs

Type	Name	Default	Description
AbsolutePressure	p		Pressure [Pa]
Temperature	T		Temperature [K]
FixedPhase	phase	0	2 for two-phase, 1 for one-phase, 0 if not known

Outputs

Type	Name	Description
SpecificEnthalpy	h	specific enthalpy [J/kg]



Modelica.Media.Water.WaterIF97_base.specificEnthalpy_ps

Computes specific enthalpy as a function of pressure and temperature

Inputs

Type	Name	Default	Description
AbsolutePressure	p		Pressure [Pa]
SpecificEntropy	s		Specific entropy [J/(kg.K)]
FixedPhase	phase	0	2 for two-phase, 1 for one-phase, 0 if not known

Outputs

Type	Name	Description
SpecificEnthalpy	h	specific enthalpy [J/kg]



Modelica.Media.Water.WaterIF97_base.density_pT

Computes density as a function of pressure and temperature

Inputs

Type	Name	Default	Description
AbsolutePressure	p		Pressure [Pa]
Temperature	T		Temperature [K]



FixedPhase	phase	0	2 for two-phase, 1 for one-phase, 0 if not known
------------	-------	---	--

Outputs

Type	Name	Description
Density	d	Density [kg/m3]

Modelica.Media.Water.WaterIF97_base.setDewState

set the thermodynamic state on the dew line



Inputs

Type	Name	Default	Description
SaturationProperties	sat		saturation point
FixedPhase	phase	1	phase: default is one phase

Outputs

Type	Name	Description
ThermodynamicState	state	complete thermodynamic state info

Modelica.Media.Water.WaterIF97_base.setBubbleState

set the thermodynamic state on the bubble line



Inputs

Type	Name	Default	Description
SaturationProperties	sat		saturation point
FixedPhase	phase	1	phase: default is one phase

Outputs

Type	Name	Description
ThermodynamicState	state	complete thermodynamic state info

Modelica.Media.Water.WaterIF97_base.dynamicViscosity

Dynamic viscosity of water



Inputs

Type	Name	Default	Description
ThermodynamicState	state		thermodynamic state record

Outputs

Type	Name	Description
DynamicViscosity	eta	Dynamic viscosity [Pa.s]

Modelica.Media.Water.WaterIF97_base.thermalConductivity

Thermal conductivity of water

**Inputs**

Type	Name	Default	Description
ThermodynamicState	state		thermodynamic state record

Outputs

Type	Name	Description
ThermalConductivity	lambda	Thermal conductivity [W/(m.K)]

Modelica.Media.Water.WaterIF97_base.surfaceTension

Surface tension in two phase region of water

**Inputs**

Type	Name	Default	Description
SaturationProperties	sat		saturation property record

Outputs

Type	Name	Description
SurfaceTension	sigma	Surface tension sigma in the two phase region [N/m]

Modelica.Media.Water.WaterIF97_base.pressure

return pressure of ideal gas

**Inputs**

Type	Name	Default	Description
ThermodynamicState	state		thermodynamic state record

Outputs

Type	Name	Description
AbsolutePressure	p	Pressure [Pa]

Modelica.Media.Water.WaterIF97_base.temperature

return temperature of ideal gas

**Inputs**

Type	Name	Default	Description
------	------	---------	-------------

ThermodynamicState	state		thermodynamic state record
--------------------	-------	--	----------------------------

Outputs

Type	Name	Description
Temperature	T	Temperature [K]

Modelica.Media.Water.WaterIF97_base.density

return density of ideal gas



Inputs

Type	Name	Default	Description
ThermodynamicState	state		thermodynamic state record

Outputs

Type	Name	Description
Density	d	Density [kg/m3]

Modelica.Media.Water.WaterIF97_base.specificEnthalpy

Return specific enthalpy



Inputs

Type	Name	Default	Description
ThermodynamicState	state		thermodynamic state record

Outputs

Type	Name	Description
SpecificEnthalpy	h	Specific enthalpy [J/kg]

Modelica.Media.Water.WaterIF97_base.specificInternalEnergy

Return specific internal energy



Inputs

Type	Name	Default	Description
ThermodynamicState	state		thermodynamic state record

Outputs

Type	Name	Description
SpecificEnergy	u	Specific internal energy [J/kg]

Modelica.Media.Water.WaterIF97_base.specificGibbsEnergy

Return specific Gibbs energy

**Inputs**

Type	Name	Default	Description
ThermodynamicState	state		thermodynamic state record

Outputs

Type	Name	Description
SpecificEnergy	g	Specific Gibbs energy [J/kg]

Modelica.Media.Water.WaterIF97_base.specificHelmholtzEnergy

Return specific Helmholtz energy

**Inputs**

Type	Name	Default	Description
ThermodynamicState	state		thermodynamic state record

Outputs

Type	Name	Description
SpecificEnergy	f	Specific Helmholtz energy [J/kg]

Modelica.Media.Water.WaterIF97_base.specificEntropy

specific entropy of water

**Inputs**

Type	Name	Default	Description
ThermodynamicState	state		thermodynamic state record

Outputs

Type	Name	Description
SpecificEntropy	s	Specific entropy [J/(kg.K)]

Modelica.Media.Water.WaterIF97_base.specificHeatCapacityCp

specific heat capacity at constant pressure of water

**Information**

In the two phase region this function returns the interpolated heat capacity between the liquid and vapour state heat capacities.

Error: Found no end-tag in HTML-documentation

Inputs

Type	Name	Default	Description
ThermodynamicState	state		thermodynamic state record

Outputs

Type	Name	Description
SpecificHeatCapacity	cp	Specific heat capacity at constant pressure [J/(kg.K)]

Modelica.Media.Water.WaterIF97_base.specificHeatCapacityCv

specific heat capacity at constant volume of water

**Inputs**

Type	Name	Default	Description
ThermodynamicState	state		thermodynamic state record

Outputs

Type	Name	Description
SpecificHeatCapacity	cv	Specific heat capacity at constant volume [J/(kg.K)]

Modelica.Media.Water.WaterIF97_base.isentropicExponent

Return isentropic exponent

**Inputs**

Type	Name	Default	Description
ThermodynamicState	state		thermodynamic state record

Outputs

Type	Name	Description
IsentropicExponent	gamma	Isentropic exponent [1]

Modelica.Media.Water.WaterIF97_base.isothermalCompressibility

Isothermal compressibility of water

**Inputs**

Type	Name	Default	Description
ThermodynamicState	state		thermodynamic state record

Outputs

Type	Name	Description
IsothermalCompressibility	kappa	Isothermal compressibility [1/Pa]

Modelica.Media.Water.WaterIF97_base.isobaricExpansionCoefficient

isobaric expansion coefficient of water

**Inputs**

Type	Name	Default	Description
ThermodynamicState	state		thermodynamic state record

Outputs

Type	Name	Description
IsobaricExpansionCoefficient	beta	Isobaric expansion coefficient [1/K]

Modelica.Media.Water.WaterIF97_base.velocityOfSound

Return velocity of sound as a function of the thermodynamic state record

**Inputs**

Type	Name	Default	Description
ThermodynamicState	state		thermodynamic state record

Outputs

Type	Name	Description
VelocityOfSound	a	Velocity of sound [m/s]

Modelica.Media.Water.WaterIF97_base.isentropicEnthalpycompute $h(p,s)$ **Inputs**

Type	Name	Default	Description
AbsolutePressure	p_downstream		downstream pressure [Pa]
ThermodynamicState	refState		reference state for entropy

Outputs

Type	Name	Description
SpecificEnthalpy	h_is	Isentropic enthalpy [J/kg]

Modelica.Media.Water.WaterIF97_base.density_derh_p

density derivative by specific enthalpy



Inputs

Type	Name	Default	Description
ThermodynamicState	state		thermodynamic state record

Outputs

Type	Name	Description
DerDensityByEnthalpy	ddhp	Density derivative wrt specific enthalpy [kg.s2/m5]

Modelica.Media.Water.WaterIF97_base.density_derp_h

density derivative by pressure

**Inputs**

Type	Name	Default	Description
ThermodynamicState	state		thermodynamic state record

Outputs

Type	Name	Description
DerDensityByPressure	ddph	Density derivative wrt pressure [s2/m2]

Modelica.Media.Water.WaterIF97_base.bubbleEnthalpy

boiling curve specific enthalpy of water

**Inputs**

Type	Name	Default	Description
SaturationProperties	sat		saturation property record

Outputs

Type	Name	Description
SpecificEnthalpy	hl	boiling curve specific enthalpy [J/kg]

Modelica.Media.Water.WaterIF97_base.dewEnthalpy

dew curve specific enthalpy of water

**Inputs**

Type	Name	Default	Description
SaturationProperties	sat		saturation property record

Outputs

Type	Name	Description
SpecificEnthalpy	hv	dew curve specific enthalpy [J/kg]

Modelica.Media.Water.WaterIF97_base.bubbleEntropy

boiling curve specific entropy of water

**Inputs**

Type	Name	Default	Description
SaturationProperties	sat		saturation property record

Outputs

Type	Name	Description
SpecificEntropy	sl	boiling curve specific entropy [J/(kg.K)]

Modelica.Media.Water.WaterIF97_base.dewEntropy

dew curve specific entropy of water

**Inputs**

Type	Name	Default	Description
SaturationProperties	sat		saturation property record

Outputs

Type	Name	Description
SpecificEntropy	sv	dew curve specific entropy [J/(kg.K)]

Modelica.Media.Water.WaterIF97_base.bubbleDensity

boiling curve specific density of water

**Inputs**

Type	Name	Default	Description
SaturationProperties	sat		saturation property record

Outputs

Type	Name	Description
Density	dl	boiling curve density [kg/m3]

Modelica.Media.Water.WaterIF97_base.dewDensity

dew curve specific density of water

**Inputs**

Type	Name	Default	Description
------	------	---------	-------------

SaturationProperties	sat		saturation property record
----------------------	-----	--	----------------------------

Outputs

Type	Name	Description
Density	dv	dew curve density [kg/m3]

Modelica.Media.Water.WaterIF97_base.saturationTemperature

saturation temperature of water



Inputs

Type	Name	Default	Description
AbsolutePressure	p		pressure [Pa]

Outputs

Type	Name	Description
Temperature	T	saturation temperature [K]

Modelica.Media.Water.WaterIF97_base.saturationTemperature_derp

derivative of saturation temperature w.r.t. pressure



Inputs

Type	Name	Default	Description
AbsolutePressure	p		pressure [Pa]

Outputs

Type	Name	Description
Real	dTp	derivative of saturation temperature w.r.t. pressure

Modelica.Media.Water.WaterIF97_base.saturationPressure

saturation pressure of water



Inputs

Type	Name	Default	Description
Temperature	T		temperature [K]

Outputs

Type	Name	Description
AbsolutePressure	p	saturation pressure [Pa]

Modelica.Media.Water.WaterIF97_base.dBubbleDensity_dPressure

bubble point density derivative

**Inputs**

Type	Name	Default	Description
SaturationProperties	sat		saturation property record

Outputs

Type	Name	Description
DerDensityByPressure	ddldp	boiling curve density derivative [s2/m2]

Modelica.Media.Water.WaterIF97_base.dDewDensity_dPressure

dew point density derivative

**Inputs**

Type	Name	Default	Description
SaturationProperties	sat		saturation property record

Outputs

Type	Name	Description
DerDensityByPressure	ddvdp	saturated steam density derivative [s2/m2]

Modelica.Media.Water.WaterIF97_base.dBubbleEnthalpy_dPressure

bubble point specific enthalpy derivative

**Inputs**

Type	Name	Default	Description
SaturationProperties	sat		saturation property record

Outputs

Type	Name	Description
DerEnthalpyByPressure	dhldp	boiling curve specific enthalpy derivative [J.m.s2/kg2]

Modelica.Media.Water.WaterIF97_base.dDewEnthalpy_dPressure

dew point specific enthalpy derivative

**Inputs**

Type	Name	Default	Description
SaturationProperties	sat		saturation property record

Outputs

Type	Name	Description
DerEnthalpyByPressure	dhvdp	saturated steam specific enthalpy derivative [J.m.s2/kg2]

Modelica.Media.Water.WaterIF97_base.setState_dTX

Return thermodynamic state of water as function of d and T

**Inputs**

Type	Name	Default	Description
FixedPhase	phase	0	2 for two-phase, 1 for one-phase, 0 if not known
Density	d		density [kg/m3]
Temperature	T		Temperature [K]
MassFraction	X[:]	reference_X	Mass fractions [kg/kg]

Outputs

Type	Name	Description
ThermodynamicState	state	thermodynamic state record

Modelica.Media.Water.WaterIF97_base.setState_phX

Return thermodynamic state of water as function of p and h

**Inputs**

Type	Name	Default	Description
FixedPhase	phase	0	2 for two-phase, 1 for one-phase, 0 if not known
AbsolutePressure	p		Pressure [Pa]
SpecificEnthalpy	h		Specific enthalpy [J/kg]
MassFraction	X[:]	reference_X	Mass fractions [kg/kg]

Outputs

Type	Name	Description
ThermodynamicState	state	thermodynamic state record

Modelica.Media.Water.WaterIF97_base.setState_psX

Return thermodynamic state of water as function of p and s

**Inputs**

Type	Name	Default	Description
FixedPhase	phase	0	2 for two-phase, 1 for one-phase, 0 if not known
AbsolutePressure	p		Pressure [Pa]
SpecificEntropy	s		Specific entropy [J/(kg.K)]

MassFraction	X[:]	reference_X	Mass fractions [kg/kg]
--------------	------	-------------	------------------------

Outputs

Type	Name	Description
ThermodynamicState	state	thermodynamic state record

Modelica.Media.Water.WaterIF97_base.setState_pTX

Return thermodynamic state of water as function of p and T



Inputs

Type	Name	Default	Description
FixedPhase	phase	0	2 for two-phase, 1 for one-phase, 0 if not known
AbsolutePressure	p		Pressure [Pa]
Temperature	T		Temperature [K]
MassFraction	X[:]	reference_X	Mass fractions [kg/kg]

Outputs

Type	Name	Description
ThermodynamicState	state	thermodynamic state record

Modelica.Media.Water.WaterIF97_fixedregion

Water: Steam properties as defined by IAPWS/IF97 standard

Information

This model calculates medium properties for water in the **liquid**, **gas** and **two phase** regions according to the IAPWS/IF97 standard, i.e., the accepted industrial standard and best compromise between accuracy and computation time. For more details see [Modelica.Media.Water.IF97_Uilities](#). Three variable pairs can be the independent variables of the model:

1. Pressure **p** and specific enthalpy **h** are the most natural choice for general applications. This is the recommended choice for most general purpose applications, in particular for power plants.
2. Pressure **p** and temperature **T** are the most natural choice for applications where water is always in the same phase, both for liquid water and steam.
3. Density **d** and temperature **T** are explicit variables of the Helmholtz function in the near-critical region and can be the best choice for applications with super-critical or near-critical states.

The following quantities are always computed:


























Variable	Unit	Description
T	K	temperature
u	J/kg	specific internal energy
d	kg/m^3	density
p	Pa	pressure
h	J/kg	specific enthalpy



























In some cases additional medium properties are needed. A component that needs these optional properties has to call one of the functions listed in [Modelica.Media.UsersGuide.MediumUsage.OptionalProperties](#) and




















in [Modelica.Media.UsersGuide.MediumUsage.TwoPhase](#).




Many further properties can be computed. Using the well-known Bridgman's Tables, all first partial derivatives of the standard thermodynamic variables can be computed easily.


Package Content

Name	Description
 ThermodynamicState	thermodynamic state
Region	region of IF97, if known
ph_explicit	true if explicit in pressure and specific enthalpy
dT_explicit	true if explicit in density and temperature
pT_explicit	true if explicit in pressure and temperature
 BaseProperties	Base properties of water
 density_ph	Computes density as a function of pressure and specific enthalpy
 temperature_ph	Computes temperature as a function of pressure and specific enthalpy
 temperature_ps	Compute temperature from pressure and specific enthalpy
 density_ps	Computes density as a function of pressure and specific enthalpy
 pressure_dT	Computes pressure as a function of density and temperature
 specificEnthalpy_dT	Computes specific enthalpy as a function of density and temperature
 specificEnthalpy_pT	Computes specific enthalpy as a function of pressure and temperature
 specificEnthalpy_ps	Computes specific enthalpy as a function of pressure and temperature
 density_pT	Computes density as a function of pressure and temperature
 setDewState	set the thermodynamic state on the dew line
 setBubbleState	set the thermodynamic state on the bubble line
 dynamicViscosity	Dynamic viscosity of water
 thermalConductivity	Thermal conductivity of water
 surfaceTension	Surface tension in two phase region of water
 pressure	return pressure of ideal gas
 temperature	return temperature of ideal gas
 density	return density of ideal gas
 specificEnthalpy	Return specific enthalpy
 specificInternalEnergy	Return specific internal energy
 specificGibbsEnergy	Return specific Gibbs energy
 specificHelmholtzEnergy	Return specific Helmholtz energy
 specificEntropy	specific entropy of water
 specificHeatCapacityCp	specific heat capacity at constant pressure of water

 specificHeatCapacityCv	specific heat capacity at constant volume of water
 isentropicExponent	Return isentropic exponent
 isothermalCompressibility	Isothermal compressibility of water
 isobaricExpansionCoefficient	isobaric expansion coefficient of water
 velocityOfSound	Return velocity of sound as a function of the thermodynamic state record
 isentropicEnthalpy	compute $h(s,p)$
 density_derh_p	density derivative by specific enthalpy
 density_derp_h	density derivative by pressure
 bubbleEnthalpy	boiling curve specific enthalpy of water
 dewEnthalpy	dew curve specific enthalpy of water
 bubbleEntropy	boiling curve specific entropy of water
 dewEntropy	dew curve specific entropy of water
 bubbleDensity	boiling curve specific density of water
 dewDensity	dew curve specific density of water
 saturationTemperature	saturation temperature of water
 saturationTemperature_derp	derivative of saturation temperature w.r.t. pressure
 saturationPressure	saturation pressure of water
 dBubbleDensity_dPressure	bubble point density derivative
 dDewDensity_dPressure	dew point density derivative
 dBubbleEnthalpy_dPressure	bubble point specific enthalpy derivative
 dDewEnthalpy_dPressure	dew point specific enthalpy derivative
 setState_dTX	Return thermodynamic state of water as function of d, T, and optional region
 setState_phX	Return thermodynamic state of water as function of p, h, and optional region
 setState_psX	Return thermodynamic state of water as function of p, s, and optional region
 setState_pTX	Return thermodynamic state of water as function of p, T, and optional region
Inherited	
smoothModel	true if the (derived) model should not generate state events
onePhase	true if the (derived) model should never be called with two-phase inputs
 FluidLimits	validity limits for fluid model
 FluidConstants	extended fluid constants
fluidConstants	constant data for the fluid
 SaturationProperties	Saturation properties of two phase medium
FixedPhase	phase of the fluid: 1 for 1-phase, 2 for two-phase, 0 for not known, e.g. interactive use

 <code>setSat_T</code>	Return saturation property record from temperature
 <code>setSat_p</code>	Return saturation property record from pressure
 <code>saturationPressure_sat</code>	Return saturation temperature
 <code>saturationTemperature_sat</code>	Return saturation temperature
 <code>saturationTemperature_derp_sat</code>	Return derivative of saturation temperature w.r.t. pressure
 <code>molarMass</code>	Return the molar mass of the medium
 <code>specificEnthalpy_pTX</code>	Return specific enthalpy from pressure, temperature and mass fraction
 <code>temperature_phX</code>	Return temperature from p, h, and X or Xi
 <code>density_phX</code>	Return density from p, h, and X or Xi
 <code>temperature_psX</code>	Return temperature from p, s, and X or Xi
 <code>density_psX</code>	Return density from p, s, and X or Xi
 <code>specificEnthalpy_psX</code>	Return specific enthalpy from p, s, and X or Xi
 <code>setState_pT</code>	Return thermodynamic state from p and T
 <code>setState_ph</code>	Return thermodynamic state from p and h
 <code>setState_ps</code>	Return thermodynamic state from p and s
 <code>setState_dT</code>	Return thermodynamic state from d and T
 <code>setState_px</code>	Return thermodynamic state from pressure and vapour quality
 <code>setState_Tx</code>	Return thermodynamic state from temperature and vapour quality
 <code>vapourQuality</code>	Return vapour quality
<code>mediumName="unusablePartialMedium"</code>	Name of the medium
<code>substanceNames={mediumName}</code>	Names of the mixture substances. Set <code>substanceNames={mediumName}</code> if only one substance.
<code>extraPropertiesNames=fill("", 0)</code>	Names of the additional (extra) transported properties. Set <code>extraPropertiesNames=fill("",0)</code> if unused
<code>singleState</code>	= true, if u and d are not a function of pressure
<code>reducedX=true</code>	= true if medium contains the equation $\sum(X) = 1.0$; set <code>reducedX=true</code> if only one substance (see docu for details)
<code>fixedX=false</code>	= true if medium contains the equation $X = \text{reference_X}$
<code>reference_p=101325</code>	Reference pressure of Medium: default 1 atmosphere
<code>reference_T=298.15</code>	Reference temperature of Medium: default 25 deg Celsius
<code>reference_X=fill(1/nX, nX)</code>	Default mass fractions of medium
<code>p_default=101325</code>	Default value for pressure of medium (for initialization)
<code>T_default=Modelica.SIunits.Conversions.from_degC(20)</code>	Default value for temperature of medium (for initialization)
<code>h_default=specificEnthalpy_pTX(p_default, T_default, X_default)</code>	Default value for specific enthalpy of medium (for initialization)
<code>X_default=reference_X</code>	Default value for mass fractions of medium (for initialization)
<code>nS=size(substanceNames, 1)</code>	Number of substances
<code>nX=nS</code>	Number of mass fractions

n_{Xi} =if fixedX then 0 else if reducedX then nS - 1 else nS	Number of structurally independent mass fractions (see docu for details)
nC=size(extraPropertiesNames, 1)	Number of extra (outside of standard mass-balance) transported properties
 prandtlNumber	Return the Prandtl number
 heatCapacity_cp	alias for deprecated name
 heatCapacity_cv	alias for deprecated name
 beta	alias for isobaricExpansionCoefficient for user convenience
 kappa	alias of isothermalCompressibility for user convenience
 density_derp_T	Return density derivative wrt pressure at const temperature
 density_derT_p	Return density derivative wrt temperature at constant pressure
 density_derX	Return density derivative wrt mass fraction
 density_pTX	Return density from p, T, and X or Xi
AbsolutePressure	Type for absolute pressure with medium specific attributes
Density	Type for density with medium specific attributes
DynamicViscosity	Type for dynamic viscosity with medium specific attributes
EnthalpyFlowRate	Type for enthalpy flow rate with medium specific attributes
MassFlowRate	Type for mass flow rate with medium specific attributes
MassFraction	Type for mass fraction with medium specific attributes
MoleFraction	Type for mole fraction with medium specific attributes
MolarMass	Type for molar mass with medium specific attributes
MolarVolume	Type for molar volume with medium specific attributes
IsentropicExponent	Type for isentropic exponent with medium specific attributes
SpecificEnergy	Type for specific energy with medium specific attributes
SpecificInternalEnergy	Type for specific internal energy with medium specific attributes
SpecificEnthalpy	Type for specific enthalpy with medium specific attributes
SpecificEntropy	Type for specific entropy with medium specific attributes
SpecificHeatCapacity	Type for specific heat capacity with medium specific attributes
SurfaceTension	Type for surface tension with medium specific attributes
Temperature	Type for temperature with medium specific attributes
ThermalConductivity	Type for thermal conductivity with medium specific attributes
PrandtlNumber	Type for Prandtl number with medium specific attributes
VelocityOfSound	Type for velocity of sound with medium specific attributes
ExtraProperty	Type for unspecified, mass-specific property transported by flow
CumulativeExtraProperty	Type for conserved integral of unspecified, mass specific property
ExtraPropertyFlowRate	Type for flow rate of unspecified, mass-specific property
IsobaricExpansionCoefficient	Type for isobaric expansion coefficient with medium specific attributes
DipoleMoment	Type for dipole moment with medium specific attributes

DerDensityByPressure	Type for partial derivative of density with respect to pressure with medium specific attributes
DerDensityByEnthalpy	Type for partial derivative of density with respect to enthalpy with medium specific attributes
DerEnthalpyByPressure	Type for partial derivative of enthalpy with respect to pressure with medium specific attributes
DerDensityByTemperature	Type for partial derivative of density with respect to temperature with medium specific attributes
 Choices	Types, constants to define menu choices

Types and constants

```

constant Integer Region "region of IF97, if known";

constant Boolean ph_explicit
  "true if explicit in pressure and specific enthalpy";

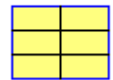
constant Boolean dT_explicit "true if explicit in density and temperature";

constant Boolean pT_explicit "true if explicit in pressure and temperature";

```


Modelica.Media.Water.WaterIF97_fixedregion.ThermodynamicState

thermodynamic state



Modelica.Media.Water.WaterIF97_fixedregion.BaseProperties

Base properties of water



Parameters

Type	Name	Default	Description
Advanced			
Boolean	preferredMediumStates	false	= true if StateSelect.prefer shall be used for the independent property variables of the medium

Modelica.Media.Water.WaterIF97_fixedregion.density_ph

Computes density as a function of pressure and specific enthalpy



Inputs

Type	Name	Default	Description
AbsolutePressure	p		Pressure [Pa]
SpecificEnthalpy	h		Specific enthalpy [J/kg]
FixedPhase	phase	0	2 for two-phase, 1 for one-phase, 0 if not known
Integer	region	0	if 0, region is unknown, otherwise known and this input

Outputs

Type	Name	Description
Density	d	Density [kg/m ³]

Modelica.Media.Water.WaterIF97_fixedregion.temperature_ph

Computes temperature as a function of pressure and specific enthalpy

**Inputs**

Type	Name	Default	Description
AbsolutePressure	p		Pressure [Pa]
SpecificEnthalpy	h		Specific enthalpy [J/kg]
FixedPhase	phase	0	2 for two-phase, 1 for one-phase, 0 if not known
Integer	region	0	if 0, region is unknown, otherwise known and this input

Outputs

Type	Name	Description
Temperature	T	Temperature [K]

Modelica.Media.Water.WaterIF97_fixedregion.temperature_ps

Compute temperature from pressure and specific enthalpy

**Inputs**

Type	Name	Default	Description
AbsolutePressure	p		Pressure [Pa]
SpecificEntropy	s		Specific entropy [J/(kg.K)]
FixedPhase	phase	0	2 for two-phase, 1 for one-phase, 0 if not known
Integer	region	0	if 0, region is unknown, otherwise known and this input

Outputs

Type	Name	Description
Temperature	T	Temperature [K]

Modelica.Media.Water.WaterIF97_fixedregion.density_ps

Computes density as a function of pressure and specific enthalpy

**Inputs**

Type	Name	Default	Description
AbsolutePressure	p		Pressure [Pa]
SpecificEntropy	s		Specific entropy [J/(kg.K)]
FixedPhase	phase	0	2 for two-phase, 1 for one-phase, 0 if not known

Integer	region	0	if 0, region is unknown, otherwise known and this input
---------	--------	---	---

Outputs

Type	Name	Description
Density	d	density [kg/m3]

Modelica.Media.Water.WaterIF97_fixedregion.pressure_dT

Computes pressure as a function of density and temperature



Inputs

Type	Name	Default	Description
Density	d		Density [kg/m3]
Temperature	T		Temperature [K]
FixedPhase	phase	0	2 for two-phase, 1 for one-phase, 0 if not known
Integer	region	0	if 0, region is unknown, otherwise known and this input

Outputs

Type	Name	Description
AbsolutePressure	p	Pressure [Pa]

Modelica.Media.Water.WaterIF97_fixedregion.specificEnthalpy_dT

Computes specific enthalpy as a function of density and temperature



Inputs

Type	Name	Default	Description
Density	d		Density [kg/m3]
Temperature	T		Temperature [K]
FixedPhase	phase	0	2 for two-phase, 1 for one-phase, 0 if not known
Integer	region	0	if 0, region is unknown, otherwise known and this input

Outputs

Type	Name	Description
SpecificEnthalpy	h	specific enthalpy [J/kg]

Modelica.Media.Water.WaterIF97_fixedregion.specificEnthalpy_pT

Computes specific enthalpy as a function of pressure and temperature



Inputs

Type	Name	Default	Description
AbsolutePressure	p		Pressure [Pa]

Temperature	T		Temperature [K]
FixedPhase	phase	0	2 for two-phase, 1 for one-phase, 0 if not known
Integer	region	0	if 0, region is unknown, otherwise known and this input

Outputs

Type	Name	Description
SpecificEnthalpy	h	specific enthalpy [J/kg]

Modelica.Media.Water.WaterIF97_fixedregion.specificEnthalpy_ps

Computes specific enthalpy as a function of pressure and temperature



Inputs

Type	Name	Default	Description
AbsolutePressure	p		Pressure [Pa]
SpecificEntropy	s		Specific entropy [J/(kg.K)]
FixedPhase	phase	0	2 for two-phase, 1 for one-phase, 0 if not known
Integer	region	0	if 0, region is unknown, otherwise known and this input

Outputs

Type	Name	Description
SpecificEnthalpy	h	specific enthalpy [J/kg]

Modelica.Media.Water.WaterIF97_fixedregion.density_pT

Computes density as a function of pressure and temperature



Inputs

Type	Name	Default	Description
AbsolutePressure	p		Pressure [Pa]
Temperature	T		Temperature [K]
FixedPhase	phase	0	2 for two-phase, 1 for one-phase, 0 if not known
Integer	region	0	if 0, region is unknown, otherwise known and this input

Outputs

Type	Name	Description
Density	d	Density [kg/m3]

Modelica.Media.Water.WaterIF97_fixedregion.setDewState

set the thermodynamic state on the dew line



Inputs

Type	Name	Default	Description
SaturationProperties	sat		saturation point
FixedPhase	phase	1	phase: default is one phase

Outputs

Type	Name	Description
ThermodynamicState	state	complete thermodynamic state info

Modelica.Media.Water.WaterIF97_fixedregion.setBubbleState

set the thermodynamic state on the bubble line

**Inputs**

Type	Name	Default	Description
SaturationProperties	sat		saturation point
FixedPhase	phase	1	phase: default is one phase

Outputs

Type	Name	Description
ThermodynamicState	state	complete thermodynamic state info

Modelica.Media.Water.WaterIF97_fixedregion.dynamicViscosity

Dynamic viscosity of water

**Inputs**

Type	Name	Default	Description
ThermodynamicState	state		thermodynamic state record

Outputs

Type	Name	Description
DynamicViscosity	eta	Dynamic viscosity [Pa.s]

Modelica.Media.Water.WaterIF97_fixedregion.thermalConductivity

Thermal conductivity of water

**Inputs**

Type	Name	Default	Description
ThermodynamicState	state		thermodynamic state record

Outputs

Type	Name	Description
ThermalConductivity	lambda	Thermal conductivity [W/(m.K)]

Modelica.Media.Water.WaterIF97_fixedregion.surfaceTension

Surface tension in two phase region of water

**Inputs**

Type	Name	Default	Description
SaturationProperties	sat		saturation property record

Outputs

Type	Name	Description
SurfaceTension	sigma	Surface tension sigma in the two phase region [N/m]

Modelica.Media.Water.WaterIF97_fixedregion.pressure

return pressure of ideal gas

**Inputs**

Type	Name	Default	Description
ThermodynamicState	state		thermodynamic state record

Outputs

Type	Name	Description
AbsolutePressure	p	Pressure [Pa]

Modelica.Media.Water.WaterIF97_fixedregion.temperature

return temperature of ideal gas

**Inputs**

Type	Name	Default	Description
ThermodynamicState	state		thermodynamic state record

Outputs

Type	Name	Description
Temperature	T	Temperature [K]

Modelica.Media.Water.WaterIF97_fixedregion.density

return density of ideal gas



Inputs

Type	Name	Default	Description
ThermodynamicState	state		thermodynamic state record

Outputs

Type	Name	Description
Density	d	Density [kg/m3]

Modelica.Media.Water.WaterIF97_fixedregion.specificEnthalpy

Return specific enthalpy

**Inputs**

Type	Name	Default	Description
ThermodynamicState	state		thermodynamic state record

Outputs

Type	Name	Description
SpecificEnthalpy	h	Specific enthalpy [J/kg]

Modelica.Media.Water.WaterIF97_fixedregion.specificInternalEnergy

Return specific internal energy

**Inputs**

Type	Name	Default	Description
ThermodynamicState	state		thermodynamic state record

Outputs

Type	Name	Description
SpecificEnergy	u	Specific internal energy [J/kg]

Modelica.Media.Water.WaterIF97_fixedregion.specificGibbsEnergy

Return specific Gibbs energy

**Inputs**

Type	Name	Default	Description
ThermodynamicState	state		thermodynamic state record

Outputs

Type	Name	Description
SpecificEnergy	g	Specific Gibbs energy [J/kg]

Modelica.Media.Water.WaterIF97_fixedregion.specificHelmholtzEnergy

Return specific Helmholtz energy

**Inputs**

Type	Name	Default	Description
ThermodynamicState	state		thermodynamic state record

Outputs

Type	Name	Description
SpecificEnergy	f	Specific Helmholtz energy [J/kg]

Modelica.Media.Water.WaterIF97_fixedregion.specificEntropy

specific entropy of water

**Inputs**

Type	Name	Default	Description
ThermodynamicState	state		thermodynamic state record

Outputs

Type	Name	Description
SpecificEntropy	s	Specific entropy [J/(kg.K)]

Modelica.Media.Water.WaterIF97_fixedregion.specificHeatCapacityCp

specific heat capacity at constant pressure of water

**Inputs**

Type	Name	Default	Description
ThermodynamicState	state		thermodynamic state record

Outputs

Type	Name	Description
SpecificHeatCapacity	cp	Specific heat capacity at constant pressure [J/(kg.K)]

Modelica.Media.Water.WaterIF97_fixedregion.specificHeatCapacityCv

specific heat capacity at constant volume of water

**Inputs**

Type	Name	Default	Description
------	------	---------	-------------

ThermodynamicState	state		thermodynamic state record
--------------------	-------	--	----------------------------

Outputs

Type	Name	Description
SpecificHeatCapacity	cv	Specific heat capacity at constant volume [J/(kg.K)]

Modelica.Media.Water.WaterIF97_fixedregion.isentropicExponent

Return isentropic exponent



Inputs

Type	Name	Default	Description
ThermodynamicState	state		thermodynamic state record

Outputs

Type	Name	Description
IsentropicExponent	gamma	Isentropic exponent [1]

Modelica.Media.Water.WaterIF97_fixedregion.isothermalCompressibility

Isothermal compressibility of water



Inputs

Type	Name	Default	Description
ThermodynamicState	state		thermodynamic state record

Outputs

Type	Name	Description
IsothermalCompressibility	kappa	Isothermal compressibility [1/Pa]

Modelica.Media.Water.WaterIF97_fixedregion.isobaricExpansionCoefficient

isobaric expansion coefficient of water



Inputs

Type	Name	Default	Description
ThermodynamicState	state		thermodynamic state record

Outputs

Type	Name	Description
IsobaricExpansionCoefficient	beta	Isobaric expansion coefficient [1/K]

Modelica.Media.Water.WaterIF97_fixedregion.velocityOfSound

Return velocity of sound as a function of the thermodynamic state record

**Inputs**

Type	Name	Default	Description
ThermodynamicState	state		thermodynamic state record

Outputs

Type	Name	Description
VelocityOfSound	a	Velocity of sound [m/s]

Modelica.Media.Water.WaterIF97_fixedregion.isentropicEnthalpycompute $h(s,p)$ **Inputs**

Type	Name	Default	Description
AbsolutePressure	p_downstream		downstream pressure [Pa]
ThermodynamicState	refState		reference state for entropy

Outputs

Type	Name	Description
SpecificEnthalpy	h_is	Isentropic enthalpy [J/kg]

Modelica.Media.Water.WaterIF97_fixedregion.density_derh_p

density derivative by specific enthalpy

**Inputs**

Type	Name	Default	Description
ThermodynamicState	state		thermodynamic state record

Outputs

Type	Name	Description
DerDensityByEnthalpy	ddhp	Density derivative wrt specific enthalpy [kg.s ² /m ⁵]

Modelica.Media.Water.WaterIF97_fixedregion.density_derp_h

density derivative by pressure

**Inputs**

Type	Name	Default	Description
------	------	---------	-------------

ThermodynamicState	state		thermodynamic state record
--------------------	-------	--	----------------------------

Outputs

Type	Name	Description
DerDensityByPressure	ddph	Density derivative wrt pressure [s2/m2]

Modelica.Media.Water.WaterIF97_fixedregion.bubbleEnthalpy

boiling curve specific enthalpy of water



Inputs

Type	Name	Default	Description
SaturationProperties	sat		saturation property record

Outputs

Type	Name	Description
SpecificEnthalpy	hl	boiling curve specific enthalpy [J/kg]

Modelica.Media.Water.WaterIF97_fixedregion.dewEnthalpy

dew curve specific enthalpy of water



Inputs

Type	Name	Default	Description
SaturationProperties	sat		saturation property record

Outputs

Type	Name	Description
SpecificEnthalpy	hv	dew curve specific enthalpy [J/kg]

Modelica.Media.Water.WaterIF97_fixedregion.bubbleEntropy

boiling curve specific entropy of water



Inputs

Type	Name	Default	Description
SaturationProperties	sat		saturation property record

Outputs

Type	Name	Description
SpecificEntropy	sl	boiling curve specific entropy [J/(kg.K)]

Modelica.Media.Water.WaterIF97_fixedregion.dewEntropy

dew curve specific entropy of water

**Inputs**

Type	Name	Default	Description
SaturationProperties	sat		saturation property record

Outputs

Type	Name	Description
SpecificEntropy	sv	dew curve specific entropy [J/(kg.K)]

Modelica.Media.Water.WaterIF97_fixedregion.bubbleDensity

boiling curve specific density of water

**Inputs**

Type	Name	Default	Description
SaturationProperties	sat		saturation property record

Outputs

Type	Name	Description
Density	dl	boiling curve density [kg/m3]

Modelica.Media.Water.WaterIF97_fixedregion.dewDensity

dew curve specific density of water

**Inputs**

Type	Name	Default	Description
SaturationProperties	sat		saturation property record

Outputs

Type	Name	Description
Density	dv	dew curve density [kg/m3]

Modelica.Media.Water.WaterIF97_fixedregion.saturationTemperature

saturation temperature of water

**Inputs**

Type	Name	Default	Description
AbsolutePressure	p		pressure [Pa]

Outputs

Type	Name	Description
Temperature	T	saturation temperature [K]

Modelica.Media.Water.WaterIF97_fixedregion.saturationTemperature_derp

derivative of saturation temperature w.r.t. pressure

**Inputs**

Type	Name	Default	Description
AbsolutePressure	p		pressure [Pa]

Outputs

Type	Name	Description
Real	dTp	derivative of saturation temperature w.r.t. pressure

Modelica.Media.Water.WaterIF97_fixedregion.saturationPressure

saturation pressure of water

**Inputs**

Type	Name	Default	Description
Temperature	T		temperature [K]

Outputs

Type	Name	Description
AbsolutePressure	p	saturation pressure [Pa]

Modelica.Media.Water.WaterIF97_fixedregion.dBubbleDensity_dPressure

bubble point density derivative

**Inputs**

Type	Name	Default	Description
SaturationProperties	sat		saturation property record

Outputs

Type	Name	Description
DerDensityByPressure	ddldp	boiling curve density derivative [s2/m2]

Modelica.Media.Water.WaterIF97_fixedregion.dDewDensity_dPressure

dew point density derivative



Inputs

Type	Name	Default	Description
SaturationProperties	sat		saturation property record

Outputs

Type	Name	Description
DerDensityByPressure	ddvdp	saturated steam density derivative [s2/m2]

Modelica.Media.Water.WaterIF97_fixedregion.dBubbleEnthalpy_dPressure

bubble point specific enthalpy derivative

**Inputs**

Type	Name	Default	Description
SaturationProperties	sat		saturation property record

Outputs

Type	Name	Description
DerEnthalpyByPressure	dhldp	boiling curve specific enthalpy derivative [J.m.s2/kg2]

Modelica.Media.Water.WaterIF97_fixedregion.dDewEnthalpy_dPressure

dew point specific enthalpy derivative

**Inputs**

Type	Name	Default	Description
SaturationProperties	sat		saturation property record

Outputs

Type	Name	Description
DerEnthalpyByPressure	dhvdp	saturated steam specific enthalpy derivative [J.m.s2/kg2]

Modelica.Media.Water.WaterIF97_fixedregion.setState_dTX

Return thermodynamic state of water as function of d, T, and optional region

**Inputs**

Type	Name	Default	Description
Integer	region	0	if 0, region is unknown, otherwise known and this input
FixedPhase	phase	0	2 for two-phase, 1 for one-phase, 0 if not known
Density	d		density [kg/m3]
Temperature	T		Temperature [K]
MassFraction	X[:]	reference_X	Mass fractions [kg/kg]

Outputs

Type	Name	Description
ThermodynamicState	state	thermodynamic state record

Modelica.Media.Water.WaterIF97_fixedregion.setState_phX

Return thermodynamic state of water as function of p, h, and optional region

**Inputs**

Type	Name	Default	Description
Integer	region	0	if 0, region is unknown, otherwise known and this input
FixedPhase	phase	0	2 for two-phase, 1 for one-phase, 0 if not known
AbsolutePressure	p		Pressure [Pa]
SpecificEnthalpy	h		Specific enthalpy [J/kg]
MassFraction	X[:]	reference_ X	Mass fractions [kg/kg]

Outputs

Type	Name	Description
ThermodynamicState	state	thermodynamic state record

Modelica.Media.Water.WaterIF97_fixedregion.setState_psX

Return thermodynamic state of water as function of p, s, and optional region

**Inputs**

Type	Name	Default	Description
Integer	region	0	if 0, region is unknown, otherwise known and this input
FixedPhase	phase	0	2 for two-phase, 1 for one-phase, 0 if not known
AbsolutePressure	p		Pressure [Pa]
SpecificEntropy	s		Specific entropy [J/(kg.K)]
MassFraction	X[:]	reference_ X	Mass fractions [kg/kg]

Outputs

Type	Name	Description
ThermodynamicState	state	thermodynamic state record

Modelica.Media.Water.WaterIF97_fixedregion.setState_pTX

Return thermodynamic state of water as function of p, T, and optional region



Inputs

Type	Name	Default	Description
Integer	region	0	if 0, region is unknown, otherwise known and this input
FixedPhase	phase	0	2 for two-phase, 1 for one-phase, 0 if not known
AbsolutePressure	p		Pressure [Pa]
Temperature	T		Temperature [K]
MassFraction	X[:]	reference_X	Mass fractions [kg/kg]

Outputs

Type	Name	Description
ThermodynamicState	state	thermodynamic state record

Modelica.Media.Water.WaterIF97_R1ph

region 1 (liquid) water according to IF97 standard

Information

Modelica.Media.Water.WaterIF97_R2ph

region 2 (steam) water according to IF97 standard

Information

Modelica.Media.Water.WaterIF97_R3ph

region 3 water according to IF97 standard

Information

Modelica.Media.Water.WaterIF97_R4ph

region 4 water according to IF97 standard

Information

Modelica.Media.Water.WaterIF97_R5ph

region 5 water according to IF97 standard

Information

Modelica.Media.Water.WaterIF97_R1pT

region 1 (liquid) water according to IF97 standard

Information

Modelica.Media.Water.WaterIF97_R2pT

region 2 (steam) water according to IF97 standard

Information

Modelica.Media.Water.IF97_Uutilities

Low level and utility computation for high accuracy water properties according to the IAPWS/IF97 standard

Information

Package description:

This package provides high accuracy physical properties for water according to the IAPWS/IF97 standard. It has been part of the ThermoFluid Modelica library and been extended, reorganized and documented to become part of the Modelica Standard library.

An important feature that distinguishes this implementation of the IF97 steam property standard is that this implementation has been explicitly designed to work well in dynamic simulations. Computational performance has been of high importance. This means that there often exist several ways to get the same result from different functions if one of the functions is called often but can be optimized for that purpose.

The original documentation of the IAPWS/IF97 steam properties can freely be distributed with computer implementations, so for curious minds the complete standard documentation is provided with the Modelica properties library. The following documents are included (in directory Modelica\help\Documentation\IF97documentation):

- [IF97.pdf](#) The standards document for the main part of the IF97.
- [Back3.pdf](#) The backwards equations for region 3.
- [crits.pdf](#) The critical point data.
- [meltsub.pdf](#) The melting- and sublimation line formulation (in IF97_Uutilities.Baself97.IceBoundaries)
- [surf.pdf](#) The surface tension standard definition
- [thcond.pdf](#) The thermal conductivity standard definition
- [visc.pdf](#) The viscosity standard definition

Package contents

- Package **Baself97** contains the implementation of the IAPWS-IF97 as described in [IF97.pdf](#). The explicit backwards equations for region 3 from [Back3.pdf](#) are implemented as initial values for an inverse iteration of the exact function in IF97 for the input pairs (p,h) and (p,s). The low-level functions in Baself97 are not needed for standard simulation usage, but can be useful for experts and some special purposes.
- Function **water_ph** returns all properties needed for a dynamic control volume model and properties of general interest using pressure p and specific entropy enthalpy h as dynamic states in the record ThermoProperties_ph.
- Function **water_ps** returns all properties needed for a dynamic control volume model and properties



- of general interest using pressure p and specific entropy s as dynamic states in the record `ThermoProperties_ps`.
- Function **water_dT** returns all properties needed for a dynamic control volume model and properties of general interest using density d and temperature T as dynamic states in the record `ThermoProperties_dT`.
 - Function **water_pT** returns all properties needed for a dynamic control volume model and properties of general interest using pressure p and temperature T as dynamic states in the record `ThermoProperties_pT`. Due to the coupling of pressure and temperature in the two-phase region, this model can obviously only be used for one-phase models or models treating both phases independently.
 - Function **hl_p** computes the liquid specific enthalpy as a function of pressure. For overcritical pressures, the critical specific enthalpy is returned
 - Function **hv_p** computes the vapour specific enthalpy as a function of pressure. For overcritical pressures, the critical specific enthalpy is returned
 - Function **sl_p** computes the liquid specific entropy as a function of pressure. For overcritical pressures, the critical specific entropy is returned
 - Function **sv_p** computes the vapour specific entropy as a function of pressure. For overcritical pressures, the critical specific entropy is returned
 - Function **rhoI_T** computes the liquid density as a function of temperature. For overcritical temperatures, the critical density is returned
 - Function **rhoV_T** computes the vapour density as a function of temperature. For overcritical temperatures, the critical density is returned
 - Function **dynamicViscosity** computes the dynamic viscosity as a function of density and temperature.
 - Function **thermalConductivity** computes the thermal conductivity as a function of density, temperature and pressure. **Important note:** Obviously only two of the three inputs are really needed, but using three inputs speeds up the computation and the three variables are known in most models anyways. The inputs d, T and p have to be consistent.
 - Function **surfaceTension** computes the surface tension between vapour and liquid water as a function of temperature.
 - Function **isentropicEnthalpy** computes the specific enthalpy $h(p, s, \text{phase})$ in all regions. The phase input is needed due to discontinuous derivatives at the phase boundary.
 - Function **dynamicIsentropicEnthalpy** computes the specific enthalpy $h(p, s, d_{\text{guess}}, T_{\text{guess}}, \text{phase})$ in all regions. The phase input is needed due to discontinuous derivatives at the phase boundary. T_{guess} and d_{guess} are initial guess values for the density and temperature consistent with p and s . This function should be preferred in dynamic simulations where good guesses are often available.




Version Info and Revision history





- First implemented: *July, 2000* by Hubertus Tummescheit for the ThermoFluid Library with help from Jonas Eborn and Falko Jens Wagner
- Code reorganization, enhanced documentation, additional functions: *December, 2002* by [Hubertus Tummescheit](#) and moved to Modelica properties library.






























Author: Hubertus Tummescheit,
 Modelon AB
 Ideon Science Park
 SE-22370 Lund, Sweden
 email: hubertus@modelon.se

Package Content

Name	Description
 BaseIF97	Modelica Physical Property Model: the new industrial formulation IAPWS-IF97
 iter	

 waterBaseProp_ph	intermediate property record for water
 waterBaseProp_ps	intermediate property record for water
 rho_props_ps	density as function of pressure and specific entropy
 rho_ps	density as function of pressure and specific entropy
 T_props_ps	temperature as function of pressure and specific entropy
 T_ps	temperature as function of pressure and specific entropy
 h_props_ps	specific enthalpy as function of pressure and temperature
 h_ps	specific enthalpy as function of pressure and temperature
 phase_ps	phase as a function of pressure and specific entropy
 phase_ph	phase as a function of pressure and specific enthalpy
 phase_dT	phase as a function of pressure and temperature
 rho_props_ph	density as function of pressure and specific enthalpy
 rho_ph	density as function of pressure and specific enthalpy
 rho_ph_der	derivative function of rho_ph
 T_props_ph	temperature as function of pressure and specific enthalpy
 T_ph	temperature as function of pressure and specific enthalpy
 T_ph_der	derivative function of T_ph
 s_props_ph	specific entropy as function of pressure and specific enthalpy
 s_ph	specific entropy as function of pressure and specific enthalpy
 s_ph_der	specific entropy as function of pressure and specific enthalpy
 cv_props_ph	specific heat capacity at constant volume as function of pressure and specific enthalpy
 cv_ph	specific heat capacity at constant volume as function of pressure and specific enthalpy
 regionAssertReal	assert function for inlining
 cp_props_ph	specific heat capacity at constant pressure as function of pressure and specific enthalpy
 cp_ph	specific heat capacity at constant pressure as function of pressure and specific enthalpy
 beta_props_ph	isobaric expansion coefficient as function of pressure and specific enthalpy
 beta_ph	isobaric expansion coefficient as function of pressure and specific enthalpy
 kappa_props_ph	isothermal compressibility factor as function of pressure and specific enthalpy
 kappa_ph	isothermal compressibility factor as function of pressure and specific enthalpy
 velocityOfSound_props_ph	speed of sound as function of pressure and specific enthalpy
 velocityOfSound_ph	
 isentropicExponent_props_ph	isentropic exponent as function of pressure and specific enthalpy

 isentropicExponent_ph	isentropic exponent as function of pressure and specific enthalpy
 ddph_props	density derivative by pressure
 ddph	density derivative by pressure
 ddhp_props	density derivative by specific enthalpy
 ddhp	density derivative by specific enthalpy
 waterBaseProp_pT	intermediate property record for water (p and T preferred states)
 rho_props_pT	density as function of pressure and temperature
 rho_pT	density as function of pressure and temperature
 h_props_pT	specific enthalpy as function of pressure and temperature
 h_pT	specific enthalpy as function of pressure and temperature
 h_pT_der	derivative function of h_pT
 rho_pT_der	derivative function of rho_pT
 s_props_pT	specific entropy as function of pressure and temperature
 s_pT	temperature as function of pressure and temperature
 cv_props_pT	specific heat capacity at constant volume as function of pressure and temperature
 cv_pT	specific heat capacity at constant volume as function of pressure and temperature
 cp_props_pT	specific heat capacity at constant pressure as function of pressure and temperature
 cp_pT	specific heat capacity at constant pressure as function of pressure and temperature
 beta_props_pT	isobaric expansion coefficient as function of pressure and temperature
 beta_pT	isobaric expansion coefficient as function of pressure and temperature
 kappa_props_pT	isothermal compressibility factor as function of pressure and temperature
 kappa_pT	isothermal compressibility factor as function of pressure and temperature
 velocityOfSound_props_pT	speed of sound as function of pressure and temperature
 velocityOfSound_pT	speed of sound as function of pressure and temperature
 isentropicExponent_props_pT	isentropic exponent as function of pressure and temperature
 isentropicExponent_pT	isentropic exponent as function of pressure and temperature
 waterBaseProp_dT	intermediate property record for water (d and T preferred states)
 h_props_dT	specific enthalpy as function of density and temperature
 h_dT	specific enthalpy as function of density and temperature
 h_dT_der	derivative function of h_dT
 p_props_dT	pressure as function of density and temperature
 p_dT	pressure as function of density and temperature
 p_dT_der	derivative function of p_dT

 s_props_dT	specific entropy as function of density and temperature
 s_dT	temperature as function of density and temperature
 cv_props_dT	specific heat capacity at constant volume as function of density and temperature
 cv_dT	specific heat capacity at constant volume as function of density and temperature
 cp_props_dT	specific heat capacity at constant pressure as function of density and temperature
 cp_dT	specific heat capacity at constant pressure as function of density and temperature
 beta_props_dT	isobaric expansion coefficient as function of density and temperature
 beta_dT	isobaric expansion coefficient as function of density and temperature
 kappa_props_dT	isothermal compressibility factor as function of density and temperature
 kappa_dT	isothermal compressibility factor as function of density and temperature
 velocityOfSound_props_dT	speed of sound as function of density and temperature
 velocityOfSound_dT	speed of sound as function of density and temperature
 isentropicExponent_props_dT	isentropic exponent as function of density and temperature
 isentropicExponent_dT	isentropic exponent as function of density and temperature
 hl_p	compute the saturated liquid specific h(p)
 hv_p	compute the saturated vapour specific h(p)
 sl_p	compute the saturated liquid specific s(p)
 sv_p	compute the saturated vapour specific s(p)
 rho_l_T	compute the saturated liquid d(T)
 rho_v_T	compute the saturated vapour d(T)
 rho_l_p	compute the saturated liquid d(p)
 rho_v_p	compute the saturated vapour d(p)
 dynamicViscosity	compute $\eta(d, T)$ in the one-phase region
 thermalConductivity	compute $\lambda(d, T, p)$ in the one-phase region
 surfaceTension	compute $\sigma(T)$ at saturation T
 isentropicEnthalpy	isentropic specific enthalpy from p,s (preferably use dynamicIsentropicEnthalpy in dynamic simulation!)
 isentropicEnthalpy_props	
 isentropicEnthalpy_der	derivative of isentropic specific enthalpy from p,s
 dynamicIsentropicEnthalpy	isentropic specific enthalpy from p,s and good guesses of d and T

Modelica.Media.Water.IF97_Uilities.BaseIF97

Modelica Physical Property Model: the new industrial formulation IAPWS-IF97

Information

Version Info and Revision history

- First implemented: *July, 2000* by Hubertus Tummescheit for the ThermoFluid Library with help from Jonas Eborn and Falko Jens Wagner
- Code reorganization, enhanced documentation, additional functions: *December, 2002* by [Hubertus Tummescheit](#) and moved to Modelica properties library.

Author: Hubertus Tummescheit,
Modelon AB
Ideon Science Park
SE-22370 Lund, Sweden
email: hubertus@modelon.se

In September 1997, the International Association for the Properties of Water and Steam (IAPWS) adopted a new formulation for the thermodynamic properties of water and steam for industrial use. This new industrial standard is called "IAPWS Industrial Formulation for the Thermodynamic Properties of Water and Steam" (IAPWS-IF97). The formulation IAPWS-IF97 replaces the previous industrial standard IFC-67.

Based on this new formulation, a new steam table, titled "[Properties of Water and Steam](#)" by W. Wagner and A. Kruse, was published by the Springer-Verlag, Berlin - New-York - Tokyo in April 1998. This steam table, ref. [1] is bilingual (English / German) and contains a complete description of the equations of IAPWS-IF97. This reference is the authoritative source of information for this implementation. A mostly identical version has been published by the International Association for the Properties of Water and Steam (IAPWS) with permission granted to re-publish the information if credit is given to IAPWS. This document is distributed with this library as [IF97.pdf](#). In addition, the equations published by IAPWS for the transport properties dynamic viscosity (standards document: [visc.pdf](#)) and thermal conductivity (standards document: [thcond.pdf](#)) and equations for the surface tension (standards document: [surf.pdf](#)) are also implemented in this library and included for reference.

The functions in BaselF97.mo are low level functions which should only be used in those exceptions when the standard user level functions in Water.mo do not contain the wanted properties.

Based on IAPWS-IF97, Modelica functions are available for calculating the most common thermophysical properties (thermodynamic and transport properties). The implementation requires part of the common medium property infrastructure of the Modelica.Thermal.Properties library in the file Common.mo. There are a few extensions from the version of IF97 as documented in [IF97.pdf](#) in order to improve performance for dynamic simulations. Input variables for calculating the properties are only implemented for a limited number of variable pairs which make sense as dynamic states: (p,h), (p,T), (p,s) and (d,T).

1. Structure and Regions of IAPWS-IF97

The IAPWS Industrial Formulation 1997 consists of a set of equations for different regions which cover the following range of validity:

$$\begin{aligned} 273,15 \text{ K} < T < 1073,15 \text{ K} \quad p < 100 \text{ MPa} \\ 1073,15 \text{ K} < T < 2273,15 \text{ K} \quad p < 10 \text{ MPa} \end{aligned}$$

Figure 1 shows the 5 regions into which the entire range of validity of IAPWS-IF97 is divided. The boundaries of the regions can be directly taken from Fig. 1 except for the boundary between regions 2 and 3; this boundary, which corresponds approximately to the isentropic line $s = 5.047 \text{ kJ kg}^{-1} \text{ K}^{-1}$, is defined by a corresponding auxiliary equation. Both regions 1 and 2 are individually covered by a fundamental equation for the specific Gibbs free energy $g(p, T)$, region 3 by a fundamental equation for the specific Helmholtz free energy $f(p, T)$, and the saturation curve, corresponding to region 4, by a saturation-pressure equation $p_s(T)$. The high-temperature region 5 is also covered by a $g(p, T)$ equation. These 5 equations, shown in rectangular boxes in Fig. 1, form the so-called *basic equations*.

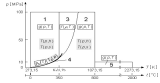


Figure 1: Regions and equations of IAPWS-IF97

In addition to these basic equations, so-called *backward equations* are provided for regions 1, 2, and 4 in form of $T(p, h)$ and $T(p, s)$ for regions 1 and 2, and $T_s(p)$ for region 4. These backward equations, marked in grey in Fig. 1, were developed in such a way that they are numerically very consistent with the corresponding basic equation. Thus, properties as functions of p, h and of p, s for regions 1 and 2, and of p for region 4 can be calculated without any iteration. As a result of this special concept for the development of the new industrial standard IAPWS-IF97, the most important properties can be calculated extremely quickly. All modelica functions are optimized with regard to short computing times.

The complete description of the individual equations of the new industrial formulation IAPWS-IF97 is given in [IF97.pdf](#). Comprehensive information on IAPWS-IF97 (requirements, concept, accuracy, consistency along region boundaries, and the increase of computing speed in comparison with IFC-67, etc.) can be taken from [IF97.pdf](#) or [2].

[1] Wagner, W., Kruse, A. Properties of Water and Steam / Zustandsgrößen von Wasser und Wasserdampf / IAPWS-IF97. Springer-Verlag, Berlin, 1998.

[2] Wagner, W., Cooper, J. R., Dittmann, A., Kijima, J., Kretzschmar, H.-J., Kruse, A., Mareš, R., Oguchi, K., Sato, H., Stöcker, I., Takaishi, Y., Tanishita, I., Trübenbach, J., and Willkommen, Th. The IAPWS Industrial Formulation 1997 for the Thermodynamic Properties of Water and Steam. ASME Journal of Engineering for Gas Turbines and Power 122 (2000), 150 - 182.

2. Calculable Properties

	Common name	Abbreviation	Unit
1	Pressure	p	Pa
2	Temperature	T	K
3	Density	d	kg/m ³
4	Specific volume	v	m ³ /kg
5	Specific enthalpy	h	J/kg
6	Specific entropy	s	J/(kg K)
7	Specific internal energy	u	J/kg
8	Specific isobaric heat capacity	c _p	J/(kg K)
9	Specific isochoric heat capacity	c _v	J/(kg K)
10	Isentropic exponent, $\kappa = -(v/p) (dp/dv)_s$	kappa (κ)	1
11	Speed of sound	a	m/s
12	Dryness fraction	x	kg/kg
13	Specific Helmholtz free energy, $f = u - Ts$	f	J/kg
14	Specific Gibbs free energy, $g = h - Ts$	g	J/kg
15	Isenthalpic exponent, $\theta = -(v/p)(dp/dv)_h$	theta (θ)	1
16	Isobaric volume expansion coefficient, $\alpha = v^{-1} (dv/dT)_p$	alpha (α)	1/K
17	Isochoric pressure coefficient, $\beta = p^{-1} (dp/dT)_v$	beta (β)	1/K
18	Isothermal compressibility, $\gamma = -v^{-1} (dv/dp)_T$	gamma (γ)	1/Pa
19	Dynamic viscosity	eta (η)	Pa s

20	Kinematic viscosity	ν (v)	m^2/s
21	Thermal conductivity	λ (λ)	$\text{W}/(\text{m K})$
22	Surface tension	σ (σ)	N/m

















The properties 1-11 are calculated by default with the functions for dynamic simulation, 2 of these variables are the dynamic states and are the inputs to calculate all other properties. In addition to these properties of general interest, the entries to the thermodynamic Jacobian matrix which render the mass- and energy balances explicit in the input variables to the property calculation are also calculated. For an explanatory example using pressure and specific enthalpy as states, see the Examples sub-package.

The high-level calls to steam properties are grouped into records comprising both the properties of general interest and the entries to the thermodynamic Jacobian. If additional properties are needed the low level functions in BasIF97 provide more choice.

Additional functions

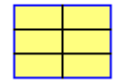
- Function **boundaryvals_p** computes the temperature and the specific enthalpy and entropy on both phase boundaries as a function of p
- Function **boundaryderivs_p** is the Modelica derivative function of **boundaryvals_p**
- Function **extraDerivs_ph** computes all entries to Bridgmans tables for all one-phase regions of IF97 using inputs (p, h). All 336 directional derivatives of the thermodynamic surface can be computed as a ratio of two entries in the return data, see package Common for details.
- Function **extraDerivs_pT** computes all entries to Bridgmans tables for all one-phase regions of IF97 using inputs (p, T).

Package Content

Name	Description
 IterationData	constants for iterations internal to some functions
 data	constant IF97 data and region limits
 getTstar	get normalization temperature for region 1, 2 or 5
 getpstar	get normalization pressure for region 1, 2 or 5
 critical	critical point data
 triple	triple point data
 Regions	functions to find the current region for given pairs of input variables
 Basic	Base functions as described in IAWPS/IF97
 IceBoundaries	the melting line and sublimation line curves from IAPWS
 Transport	transport properties for water according to IAPWS/IF97
 Isentropic	functions for calculating the isentropic enthalpy from pressure p and specific entropy s
 Inverses	efficient inverses for selected pairs of variables
 ByRegion	simple explicit functions for one region only
 TwoPhase	steam properties in the two-phase region and on the phase boundaries
 extraDerivs_ph	function to calculate some extra thermophysical properties in regions 1, 2, 3 and 5 as $f(p, h)$
 extraDerivs_pT	function to calculate some extra thermophysical properties in regions 1, 2, 3 and 5 as $f(p, T)$

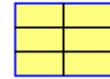
Modelica.Media.Water.IF97_Uilities.BaselF97.IterationData

constants for iterations internal to some functions



Modelica.Media.Water.IF97_Uilities.BaselF97.data

constant IF97 data and region limits



Information

Record description

Constants needed in the international steam properties IF97. SCRIT and HCRIT are calculated from Helmholtz function for region 3.

Version Info and Revision history

- First implemented: *July, 2000* by Hubertus Tummescheit

*Author: Hubertus Tummescheit,
Modelon AB
Ideon Science Park
SE-22370 Lund, Sweden
email: hubertus@modelon.se*

- Initial version: July 2000
- Documentation added: December 2002

Modelica.Media.Water.IF97_Uilities.BaselF97.getTstar

get normalization temperature for region 1, 2 or 5



Inputs

Type	Name	Default	Description
Integer	region		IF 97 region

Outputs

Type	Name	Description
Temperature	Tstar	normalization temperature [K]

Modelica.Media.Water.IF97_Uilities.BaselF97.getpstar

get normalization pressure for region 1, 2 or 5



Inputs

Type	Name	Default	Description
Integer	region		IF 97 region

Outputs

Type	Name	Description
Pressure	pstar	normalization pressure [Pa]

Modelica.Media.Water.IF97_Uilities.Baself97.critical

critical point data

Information

Record description

Critical point data for IF97 steam properties. SCRIT and HCRIT are calculated from helmholtz function for region 3

Version Info and Revision history

- First implemented: July, 2000 by [Hubertus Tummescheit](#)

Author: Hubertus Tummescheit,
Modelon AB
Ideon Science Park
SE-22370 Lund, Sweden
email: hubertus@modelon.se

- Initial version: July 2000
- Documentation added: December 2002

Modelica.Media.Water.IF97_Uilities.Baself97.triple

triple point data

Information

Record description

Vapour/liquid/ice triple point data for IF97 steam properties.

Version Info and Revision history

- First implemented: July, 2000 by [Hubertus Tummescheit](#)

Author: Hubertus Tummescheit,
Modelon AB
Ideon Science Park
SE-22370 Lund, Sweden
email: hubertus@modelon.se

- Initial version: July 2000
- Documentation added: December 2002

Modelica.Media.Water.IF97_Uilities.BaselF97.Regions

functions to find the current region for given pairs of input variables

Information

Package description

Package **Regions** contains a large number of auxiliary functions which are needed to compute the current region of the IAPWS/IF97 for a given pair of input variables as quickly as possible. The focus of this implementation was on computational efficiency, not on compact code. Many of the function values calculated in these functions could be obtained using the fundamental functions of IAPWS/IF97, but with considerable overhead. If the region of IAPWS/IF97 is known in advance, the input variable mode can be set to the region, then the somewhat costly region checks are omitted. The checking for the phase has to be done outside the region functions because many properties are not differentiable at the region boundary. If the input phase is 2, the output region will be set to 4 immediately.

Package contents

The main 4 functions in this package are the functions returning the appropriate region for two input variables.

- Function **region_ph** compute the region of IAPWS/IF97 for input pair pressure and specific enthalpy.
- Function **region_ps** compute the region of IAPWS/IF97 for input pair pressure and specific entropy
- Function **region_dT** compute the region of IAPWS/IF97 for input pair density and temperature.
- Function **region_pT** compute the region of IAPWS/IF97 for input pair pressure and temperature (only in the phase region).

In addition, functions of the boiling and condensation curves compute the specific enthalpy, specific entropy, or density on these curves. The functions for the saturation pressure and temperature are included in the package **Basic** because they are part of the original [IAPWS/IF97 standards document](#). These functions are also aliased to be used directly from package **Water**.

- Function **hl_p** computes the liquid specific enthalpy as a function of pressure. For supercritical pressures, the critical specific enthalpy is returned. An approximation is used for temperatures > 623.15 K.
- Function **hv_p** computes the vapour specific enthalpy as a function of pressure. For supercritical pressures, the critical specific enthalpy is returned. An approximation is used for temperatures > 623.15 K.
- Function **sl_p** computes the liquid specific entropy as a function of pressure. For supercritical pressures, the critical specific entropy is returned. An approximation is used for temperatures > 623.15 K.
- Function **sv_p** computes the vapour specific entropy as a function of pressure. For supercritical pressures, the critical specific entropy is returned. An approximation is used for temperatures > 623.15 K.
- Function **rho_l_T** computes the liquid density as a function of temperature. For supercritical temperatures, the critical density is returned. An approximation is used for temperatures > 623.15 K.
- Function **rho_v_T** computes the vapour density as a function of temperature. For supercritical temperatures, the critical density is returned. An approximation is used for temperatures > 623.15 K.

All other functions are auxiliary functions called from the region functions to check a specific boundary.

- Function **boundary23ofT** computes the boundary pressure between regions 2 and 3 (input temperature)
- Function **boundary23ofp** computes the boundary temperature between regions 2 and 3 (input pressure)
- Function **hlowerofp5** computes the lower specific enthalpy limit of region 5 (input p, T=1073.15 K)
- Function **hupperofp5** computes the upper specific enthalpy limit of region 5 (input p, T=2273.15 K)
- Function **sloweofp5** computes the lower specific entropy limit of region 5 (input p, T=1073.15 K)
- Function **supperofp5** computes the upper specific entropy limit of region 5 (input p, T=2273.15 K)

- Function **hlowerofp1** computes the lower specific enthalpy limit of region 1 (input p, T=273.15 K)
- Function **hupperofp1** computes the upper specific enthalpy limit of region 1 (input p, T=623.15 K)
- Function **slowerofp1** computes the lower specific entropy limit of region 1 (input p, T=273.15 K)
- Function **supperofp1** computes the upper specific entropy limit of region 1 (input p, T=623.15 K)
- Function **hlowerofp2** computes the lower specific enthalpy limit of region 2 (input p, T=623.15 K)
- Function **hupperofp2** computes the upper specific enthalpy limit of region 2 (input p, T=1073.15 K)
- Function **slowerofp2** computes the lower specific entropy limit of region 2 (input p, T=623.15 K)
- Function **supperofp2** computes the upper specific entropy limit of region 2 (input p, T=1073.15 K)
- Function **d1n** computes the density in region 1 as function of pressure and temperature
- Function **d2n** computes the density in region 2 as function of pressure and temperature
- Function **dhot1ofp** computes the hot density limit of region 1 (input p, T=623.15 K)
- Function **dupper1ofT** computes the high pressure density limit of region 1 (input T, p=100MPa)
- Function **hl_p_R4b** computes a high accuracy approximation to the liquid enthalpy for temperatures > 623.15 K (input p)
- Function **hv_p_R4b** computes a high accuracy approximation to the vapour enthalpy for temperatures > 623.15 K (input p)
- Function **sl_p_R4b** computes a high accuracy approximation to the liquid entropy for temperatures > 623.15 K (input p)
- Function **sv_p_R4b** computes a high accuracy approximation to the vapour entropy for temperatures > 623.15 K (input p)
- Function **rho1_p_R4b** computes a high accuracy approximation to the liquid density for temperatures > 623.15 K (input p)
- Function **rhov_p_R4b** computes a high accuracy approximation to the vapour density for temperatures > 623.15 K (input p)

Version Info and Revision history

- First implemented: *July, 2000* by [Hubertus Tummescheit](#)

Authors: Hubertus Tummescheit, Jonas Eborn and Falko Jens Wagner

Modelon AB











Ideon Science Park

































SE-22370 Lund, Sweden







email: hubertus@modelon.se

- Initial version: July 2000
- Revised and extended for inclusion in Modelica.Thermal: December 2002

Package Content

Name	Description
 boundary23ofT	boundary function for region boundary between regions 2 and 3 (input temperature)
 boundary23ofp	boundary function for region boundary between regions 2 and 3 (input pressure)
 hlowerofp5	explicit lower specific enthalpy limit of region 5 as function of pressure
 hupperofp5	explicit upper specific enthalpy limit of region 5 as function of pressure
 slowerofp5	explicit lower specific entropy limit of region 5 as function of pressure
 supperofp5	explicit upper specific entropy limit of region 5 as function of pressure
 hlowerofp1	explicit lower specific enthalpy limit of region 1 as function of pressure
 hupperofp1	explicit upper specific enthalpy limit of region 1 as function of pressure (meets region 4 saturation pressure curve at 623.15 K)
 slowerofp1	explicit lower specific entropy limit of region 1 as function of pressure
 supperofp1	explicit upper specific entropy limit of region 1 as function of pressure (meets region 4

	saturation pressure curve at 623.15 K)
 hlowerofp2	explicit lower specific enthalpy limit of region 2 as function of pressure (meets region 4 saturation pressure curve at 623.15 K)
 hupperofp2	explicit upper specific enthalpy limit of region 2 as function of pressure
 slowerofp2	explicit lower specific entropy limit of region 2 as function of pressure (meets region 4 saturation pressure curve at 623.15 K)
 supperofp2	explicit upper specific entropy limit of region 2 as function of pressure
 d1n	density in region 1 as function of p and T
 d2n	density in region 2 as function of p and T
 dhot1ofp	density at upper temperature limit of region 1
 dupper1ofT	density at upper pressure limit of region 1
 hl_p_R4b	explicit approximation of liquid specific enthalpy on the boundary between regions 4 and 3
 hv_p_R4b	explicit approximation of vapour specific enthalpy on the boundary between regions 4 and 3
 sl_p_R4b	explicit approximation of liquid specific entropy on the boundary between regions 4 and 3
 sv_p_R4b	explicit approximation of vapour specific entropy on the boundary between regions 4 and 3
 rho_l_p_R4b	explicit approximation of liquid density on the boundary between regions 4 and 3
 rho_v_p_R4b	explicit approximation of vapour density on the boundary between regions 4 and 2
 boilingcurve_p	properties on the boiling curve
 dewcurve_p	properties on the dew curve
 hvl_p	
 hl_p	liquid specific enthalpy on the boundary between regions 4 and 3 or 1
 hv_p	vapour specific enthalpy on the boundary between regions 4 and 3 or 2
 hvl_p_der	derivative function for the specific enthalpy along the phase boundary
 rho_vl_p	
 rho_l_p	density of saturated water
 rho_v_p	density of saturated vapour
 rho_vl_p_der	
 sl_p	liquid specific entropy on the boundary between regions 4 and 3 or 1
 sv_p	vapour specific entropy on the boundary between regions 4 and 3 or 2
 rho_l_T	density of saturated water
 rho_v_T	density of saturated vapour
 region_ph	return the current region (valid values: 1,2,3,4,5) in IF97 for given pressure and specific enthalpy
 region_ps	return the current region (valid values: 1,2,3,4,5) in IF97 for given pressure and specific entropy
 region_pT	return the current region (valid values: 1,2,3,5) in IF97, given pressure and temperature
 region_dT	return the current region (valid values: 1,2,3,4,5) in IF97, given density and temperature

 hvl_dp	derivative function for the specific enthalpy along the phase boundary
 dhl_dp	derivative of liquid specific enthalpy on the boundary between regions 4 and 3 or 1 w.r.t pressure
 dhv_dp	derivative of vapour specific enthalpy on the boundary between regions 4 and 3 or 1 w.r.t pressure
 drhovl_dp	
 drhol_dp	derivative of density of saturated water w.r.t. pressure
 drhov_dp	derivative of density of saturated steam w.r.t. pressure

Modelica.Media.Water.IF97_Utilities.BasIF97.Regions.boundary23ofT

boundary function for region boundary between regions 2 and 3 (input temperature)



Inputs

Type	Name	Default	Description
Temperature	t		temperature (K) [K]

Outputs

Type	Name	Description
Pressure	p	pressure [Pa]

Modelica.Media.Water.IF97_Utilities.BasIF97.Regions.boundary23ofp

boundary function for region boundary between regions 2 and 3 (input pressure)



Inputs

Type	Name	Default	Description
Pressure	p		pressure [Pa]

Outputs

Type	Name	Description
Temperature	t	temperature (K) [K]

Modelica.Media.Water.IF97_Utilities.BasIF97.Regions.hlowerofp5

explicit lower specific enthalpy limit of region 5 as function of pressure



Inputs

Type	Name	Default	Description
Pressure	p		pressure [Pa]

Outputs

Type	Name	Description
SpecificEnthalpy	h	specific enthalpy [J/kg]

Modelica.Media.Water.IF97_Uilities.BasIF97.Regions.hupperofp5

explicit upper specific enthalpy limit of region 5 as function of pressure



Inputs

Type	Name	Default	Description
Pressure	p		pressure [Pa]

Outputs

Type	Name	Description
SpecificEnthalpy	h	specific enthalpy [J/kg]

Modelica.Media.Water.IF97_Uilities.BasIF97.Regions.slowerofp5

explicit lower specific entropy limit of region 5 as function of pressure



Inputs

Type	Name	Default	Description
Pressure	p		pressure [Pa]

Outputs

Type	Name	Description
SpecificEntropy	s	specific entropy [J/(kg.K)]

Modelica.Media.Water.IF97_Uilities.BasIF97.Regions.supperofp5

explicit upper specific entropy limit of region 5 as function of pressure



Inputs

Type	Name	Default	Description
Pressure	p		pressure [Pa]

Outputs

Type	Name	Description
SpecificEntropy	s	specific entropy [J/(kg.K)]

Modelica.Media.Water.IF97_Uilities.BasIF97.Regions.hlowerofp1

explicit lower specific enthalpy limit of region 1 as function of pressure



Inputs

Type	Name	Default	Description
Pressure	p		pressure [Pa]

Outputs

Type	Name	Description
SpecificEnthalpy	h	specific enthalpy [J/kg]

Modelica.Media.Water.IF97_Uilities.BasIF97.Regions.hupperofp1

explicit upper specific enthalpy limit of region 1 as function of pressure (meets region 4 saturation pressure curve at 623.15 K)

**Inputs**

Type	Name	Default	Description
Pressure	p		pressure [Pa]

Outputs

Type	Name	Description
SpecificEnthalpy	h	specific enthalpy [J/kg]

Modelica.Media.Water.IF97_Uilities.BasIF97.Regions.slowerofp1

explicit lower specific entropy limit of region 1 as function of pressure

**Inputs**

Type	Name	Default	Description
Pressure	p		pressure [Pa]

Outputs

Type	Name	Description
SpecificEntropy	s	specific entropy [J/(kg.K)]

Modelica.Media.Water.IF97_Uilities.BasIF97.Regions.supperofp1

explicit upper specific entropy limit of region 1 as function of pressure (meets region 4 saturation pressure curve at 623.15 K)

**Inputs**

Type	Name	Default	Description
Pressure	p		pressure [Pa]

Outputs

Type	Name	Description
SpecificEntropy	s	specific entropy [J/(kg.K)]

Modelica.Media.Water.IF97_Uilities.BasIF97.Regions.hlowerofp2

explicit lower specific enthalpy limit of region 2 as function of pressure (meets region 4 saturation pressure curve at 623.15 K)

**Inputs**

Type	Name	Default	Description
Pressure	p		pressure [Pa]

Outputs

Type	Name	Description
SpecificEnthalpy	h	specific enthalpy [J/kg]

Modelica.Media.Water.IF97_Uilities.BasIF97.Regions.hupperofp2

explicit upper specific enthalpy limit of region 2 as function of pressure

**Inputs**

Type	Name	Default	Description
Pressure	p		pressure [Pa]

Outputs

Type	Name	Description
SpecificEnthalpy	h	specific enthalpy [J/kg]

Modelica.Media.Water.IF97_Uilities.BasIF97.Regions.slowerofp2

explicit lower specific entropy limit of region 2 as function of pressure (meets region 4 saturation pressure curve at 623.15 K)

**Inputs**

Type	Name	Default	Description
Pressure	p		pressure [Pa]

Outputs

Type	Name	Description
SpecificEntropy	s	specific entropy [J/(kg.K)]

Modelica.Media.Water.IF97_Uilities.Baself97.Regions.supperofp2

explicit upper specific entropy limit of region 2 as function of pressure

**Inputs**

Type	Name	Default	Description
Pressure	p		pressure [Pa]

Outputs

Type	Name	Description
SpecificEntropy	s	specific entropy [J/(kg.K)]

Modelica.Media.Water.IF97_Uilities.Baself97.Regions.d1n

density in region 1 as function of p and T

**Inputs**

Type	Name	Default	Description
Pressure	p		pressure [Pa]
Temperature	T		temperature (K) [K]

Outputs

Type	Name	Description
Density	d	density [kg/m3]

Modelica.Media.Water.IF97_Uilities.Baself97.Regions.d2n

density in region 2 as function of p and T

**Inputs**

Type	Name	Default	Description
Pressure	p		pressure [Pa]
Temperature	T		temperature (K) [K]

Outputs

Type	Name	Description
Density	d	density [kg/m3]

Modelica.Media.Water.IF97_Uilities.Baself97.Regions.dhot1ofp

density at upper temperature limit of region 1



Inputs

Type	Name	Default	Description
Pressure	p		pressure [Pa]

Outputs

Type	Name	Description
Density	d	density [kg/m3]

Modelica.Media.Water.IF97_Utilities.BasIF97.Regions.dupper1ofT

density at upper pressure limit of region 1

**Inputs**

Type	Name	Default	Description
Temperature	T		temperature (K) [K]

Outputs

Type	Name	Description
Density	d	density [kg/m3]

Modelica.Media.Water.IF97_Utilities.BasIF97.Regions.hl_p_R4b

explicit approximation of liquid specific enthalpy on the boundary between regions 4 and 3

**Inputs**

Type	Name	Default	Description
Pressure	p		pressure [Pa]

Outputs

Type	Name	Description
SpecificEnthalpy	h	specific enthalpy [J/kg]

Modelica.Media.Water.IF97_Utilities.BasIF97.Regions.hv_p_R4b

explicit approximation of vapour specific enthalpy on the boundary between regions 4 and 3

**Inputs**

Type	Name	Default	Description
Pressure	p		pressure [Pa]

Outputs

Type	Name	Description
SpecificEnthalpy	h	specific enthalpy [J/kg]

Modelica.Media.Water.IF97_Uilities.BaseIF97.Regions.sl_p_R4b

explicit approximation of liquid specific entropy on the boundary between regions 4 and 3

**Inputs**

Type	Name	Default	Description
Pressure	p		pressure [Pa]

Outputs

Type	Name	Description
SpecificEntropy	s	specific entropy [J/(kg.K)]

Modelica.Media.Water.IF97_Uilities.BaseIF97.Regions.sv_p_R4b

explicit approximation of vapour specific entropy on the boundary between regions 4 and 3

**Inputs**

Type	Name	Default	Description
Pressure	p		pressure [Pa]

Outputs

Type	Name	Description
SpecificEntropy	s	[J/(kg.K)]

Modelica.Media.Water.IF97_Uilities.BaseIF97.Regions.rhol_p_R4b

explicit approximation of liquid density on the boundary between regions 4 and 3

**Inputs**

Type	Name	Default	Description
Pressure	p		pressure [Pa]

Outputs

Type	Name	Description
Density	dl	liquid density [kg/m3]

Modelica.Media.Water.IF97_Uilities.BasIF97.Regions.rhov_p_R4b

explicit approximation of vapour density on the boundary between regions 4 and 2

**Inputs**

Type	Name	Default	Description
Pressure	p		pressure [Pa]

Outputs

Type	Name	Description
Density	dv	vapour density [kg/m3]

Modelica.Media.Water.IF97_Uilities.BasIF97.Regions.boilingcurve_p

properties on the boiling curve

**Inputs**

Type	Name	Default	Description
Pressure	p		pressure [Pa]

Outputs

Type	Name	Description
IF97PhaseBoundaryProperties	bpro	property record

Modelica.Media.Water.IF97_Uilities.BasIF97.Regions.dewcurve_p

properties on the dew curve

**Inputs**

Type	Name	Default	Description
Pressure	p		pressure [Pa]

Outputs

Type	Name	Description
IF97PhaseBoundaryProperties	bpro	property record

Modelica.Media.Water.IF97_Uilities.BasIF97.Regions.hvl_p**Inputs**

Type	Name	Default	Description
Pressure	p		pressure [Pa]
IF97PhaseBoundaryProperties	bpro		property record



Outputs

Type	Name	Description
SpecificEnthalpy	h	specific enthalpy [J/kg]

Modelica.Media.Water.IF97_Uilities.BaseIF97.Regions.hl_p

liquid specific enthalpy on the boundary between regions 4 and 3 or 1

**Inputs**

Type	Name	Default	Description
Pressure	p		pressure [Pa]

Outputs

Type	Name	Description
SpecificEnthalpy	h	specific enthalpy [J/kg]

Modelica.Media.Water.IF97_Uilities.BaseIF97.Regions.hv_p

vapour specific enthalpy on the boundary between regions 4 and 3 or 2

**Inputs**

Type	Name	Default	Description
Pressure	p		pressure [Pa]

Outputs

Type	Name	Description
SpecificEnthalpy	h	specific enthalpy [J/kg]

Modelica.Media.Water.IF97_Uilities.BaseIF97.Regions.hvl_p_der

derivative function for the specific enthalpy along the phase boundary

**Inputs**

Type	Name	Default	Description
Pressure	p		pressure [Pa]
IF97PhaseBoundaryProperties	bpro		property record
Real	p_der		derivative of pressure

Outputs

Type	Name	Description
Real	h_der	time derivative of specific enthalpy along the phase boundary

Modelica.Media.Water.IF97_Uilities.BasIF97.Regions.rhovl_p



Inputs

Type	Name	Default	Description
Pressure	p		pressure [Pa]
IF97PhaseBoundaryProperties	bpro		property record

Outputs

Type	Name	Description
Density	rho	density [kg/m3]

Modelica.Media.Water.IF97_Uilities.BasIF97.Regions.rhol_p

density of saturated water



Inputs

Type	Name	Default	Description
Pressure	p		saturation pressure [Pa]

Outputs

Type	Name	Description
Density	rho	density of steam at the condensation point [kg/m3]

Modelica.Media.Water.IF97_Uilities.BasIF97.Regions.rhov_p

density of saturated vapour



Inputs

Type	Name	Default	Description
Pressure	p		saturation pressure [Pa]

Outputs

Type	Name	Description
Density	rho	density of steam at the condensation point [kg/m3]

Modelica.Media.Water.IF97_Uilities.BasIF97.Regions.rhovl_p_der



Inputs

Type	Name	Default	Description
Pressure	p		saturation pressure [Pa]
IF97PhaseBoundaryProperties	bpro		property record
Real	p_der		derivative of pressure

Outputs

Type	Name	Description
Real	d_der	time derivative of density along the phase boundary

Modelica.Media.Water.IF97_Uilities.BaselF97.Regions.sl_p

liquid specific entropy on the boundary between regions 4 and 3 or 1

**Inputs**

Type	Name	Default	Description
Pressure	p		pressure [Pa]

Outputs

Type	Name	Description
SpecificEntropy	s	specific entropy [J/(kg.K)]

Modelica.Media.Water.IF97_Uilities.BaselF97.Regions.sv_p

vapour specific entropy on the boundary between regions 4 and 3 or 2

**Inputs**

Type	Name	Default	Description
Pressure	p		pressure [Pa]

Outputs

Type	Name	Description
SpecificEntropy	s	specific entropy [J/(kg.K)]

Modelica.Media.Water.IF97_Uilities.BaselF97.Regions.rhol_T

density of saturated water

**Inputs**

Type	Name	Default	Description
Temperature	T		temperature [K]

Outputs

Type	Name	Description
Density	d	density of water at the boiling point [kg/m3]

Modelica.Media.Water.IF97_Uilities.BaselF97.Regions.rhov_T

density of saturated vapour



Inputs

Type	Name	Default	Description
Temperature	T		temperature [K]

Outputs

Type	Name	Description
Density	d	density of steam at the condensation point [kg/m3]

Modelica.Media.Water.IF97_Uilities.BasIF97.Regions.region_ph

return the current region (valid values: 1,2,3,4,5) in IF97 for given pressure and specific enthalpy

**Inputs**

Type	Name	Default	Description
Pressure	p		pressure [Pa]
SpecificEnthalpy	h		specific enthalpy [J/kg]
Integer	phase	0	phase: 2 for two-phase, 1 for one phase, 0 if not known
Integer	mode	0	mode: 0 means check, otherwise assume region=mode

Outputs

Type	Name	Description
Integer	region	region (valid values: 1,2,3,4,5) in IF97

Modelica.Media.Water.IF97_Uilities.BasIF97.Regions.region_ps

return the current region (valid values: 1,2,3,4,5) in IF97 for given pressure and specific entropy

**Inputs**

Type	Name	Default	Description
Pressure	p		pressure [Pa]
SpecificEntropy	s		specific entropy [J/(kg.K)]
Integer	phase	0	phase: 2 for two-phase, 1 for one phase, 0 if unknown
Integer	mode	0	mode: 0 means check, otherwise assume region=mode

Outputs

Type	Name	Description
Integer	region	region (valid values: 1,2,3,4,5) in IF97

Modelica.Media.Water.IF97_Uilities.BasIF97.Regions.region_pT

return the current region (valid values: 1,2,3,5) in IF97, given pressure and temperature



Inputs

Type	Name	Default	Description
Pressure	p		pressure [Pa]
Temperature	T		temperature (K) [K]
Integer	mode	0	mode: 0 means check, otherwise assume region=mode

Outputs

Type	Name	Description
Integer	region	region (valid values: 1,2,3,5) in IF97, region 4 is impossible!

Modelica.Media.Water.IF97_Utilities.BasIF97.Regions.region_dT

return the current region (valid values: 1,2,3,4,5) in IF97, given density and temperature

**Inputs**

Type	Name	Default	Description
Density	d		density [kg/m3]
Temperature	T		temperature (K) [K]
Integer	phase	0	phase: 2 for two-phase, 1 for one phase, 0 if not known
Integer	mode	0	mode: 0 means check, otherwise assume region=mode

Outputs

Type	Name	Description
Integer	region	(valid values: 1,2,3,4,5) in IF97

Modelica.Media.Water.IF97_Utilities.BasIF97.Regions.hvl_dp

derivative function for the specific enthalpy along the phase boundary

**Inputs**

Type	Name	Default	Description
Pressure	p		pressure [Pa]
IF97PhaseBoundaryProperties	bpro		property record

Outputs

Type	Name	Description
Real	dh_dp	derivative of specific enthalpy along the phase boundary

Modelica.Media.Water.IF97_Utilities.BasIF97.Regions.dhl_dp

derivative of liquid specific enthalpy on the boundary between regions 4 and 3 or 1 w.r.t pressure



Inputs

Type	Name	Default	Description
Pressure	p		pressure [Pa]

Outputs

Type	Name	Description
DerEnthalpyByPressure	dh_dp	specific enthalpy derivative w.r.t. pressure [J.m.s2/kg2]

Modelica.Media.Water.IF97_Uilities.BasIF97.Regions.dhv_dp

derivative of vapour specific enthalpy on the boundary between regions 4 and 3 or 1 w.r.t pressure

**Inputs**

Type	Name	Default	Description
Pressure	p		pressure [Pa]

Outputs

Type	Name	Description
DerEnthalpyByPressure	dh_dp	specific enthalpy derivative w.r.t. pressure [J.m.s2/kg2]

Modelica.Media.Water.IF97_Uilities.BasIF97.Regions.drhovl_dp**Inputs**

Type	Name	Default	Description
Pressure	p		saturation pressure [Pa]
IF97PhaseBoundaryProperties	bpro		property record

**Outputs**

Type	Name	Description
Real	dd_dp	derivative of density along the phase boundary [kg/(m3.Pa)]

Modelica.Media.Water.IF97_Uilities.BasIF97.Regions.drhol_dp

derivative of density of saturated water w.r.t. pressure

**Inputs**

Type	Name	Default	Description
Pressure	p		saturation pressure [Pa]

Outputs

Type	Name	Description
------	------	-------------

[DerDensityByPressure](#) | `dd_dp` | derivative of density of water at the boiling point [s2/m2]

Modelica.Media.Water.IF97_Uilities.Baself97.Regions.drhov_dp

derivative of density of saturated steam w.r.t. pressure



Inputs

Type	Name	Default	Description
Pressure	<code>p</code>		saturation pressure [Pa]

Outputs

Type	Name	Description
DerDensityByPressure	<code>dd_dp</code>	derivative of density of water at the boiling point [s2/m2]

Modelica.Media.Water.IF97_Uilities.Baself97.Basic

Base functions as described in IAWPS/IF97

Information

Package description

Package Baself97/Basic computes the the fundamental functions for the 5 regions of the steam tables as described in the standards document [IF97.pdf](#). The code of these functions has been generated using **Mathematica** and the add-on packages "Format" and "Optimize" to generate highly efficient, expression-optimized C-code from a symbolic representation of the thermodynamic functions. The C-code has than been transformed into Modelica code. An important feature of this optimization was to simultaneously optimize the functions and the directional derivatives because they share many common subexpressions.

Package contents

- Function **g1** computes the dimensionless Gibbs function for region 1 and all derivatives up to order 2 w.r.t p and T . Inputs: p and T .
- Function **g2** computes the dimensionless Gibbs function for region 2 and all derivatives up to order 2 w.r.t p and T . Inputs: p and T .
- Function **g2metastable** computes the dimensionless Gibbs function for metastable vapour (adjacent to region 2 but 2-phase at equilibrium) and all derivatives up to order 2 w.r.t p and T . Inputs: p and T .
- Function **f3** computes the dimensionless Helmholtz function for region 3 and all derivatives up to order 2 w.r.t d and T . Inputs: d and T .
- Function **g5** computes the dimensionless Gibbs function for region 5 and all derivatives up to order 2 w.r.t p and T . Inputs: p and T .
- Function **tph1** computes the inverse function $T(p,h)$ in region 1.
- Function **tph2** computes the inverse function $T(p,h)$ in region 2.
- Function **tps2a** computes the inverse function $T(p,s)$ in region 2a.
- Function **tps2b** computes the inverse function $T(p,s)$ in region 2b.
- Function **tps2c** computes the inverse function $T(p,s)$ in region 2c.
- Function **tps2** computes the inverse function $T(p,s)$ in region 2.
- Function **tsat** computes the saturation temperature as a function of pressure.
- Function **dsatofp** computes the derivative of the saturation temperature w.r.t. pressure as a function of pressure.

- Function **tsat_der** computes the Modelica derivative function of tsat.
- Function **psat** computes the saturation pressure as a function of temperature.
- Function **dptofT** computes the derivative of the saturation pressure w.r.t. temperature as a function of temperature.
- Function **psat_der** computes the Modelica derivative function of psat.






















Version Info and Revision history

















- First implemented: *July, 2000* by [Hubertus Tummescheit](#)

*Author: Hubertus Tummescheit,
Modelon AB
Ideon Science Park
SE-22370 Lund, Sweden
email: hubertus@modelon.se*

- Initial version: July 2000
- Documentation added: December 2002

Package Content

Name	Description
 g1	Gibbs function for region 1: $g(p,T)$
 g2	Gibbs function for region 2: $g(p,T)$
 g2metastable	Gibbs function for metastable part of region 2: $g(p,T)$
 f3	Helmholtz function for region 3: $f(d,T)$
 g5	base function for region 5: $g(p,T)$
 gibbs	Gibbs function for region 1, 2 or 5: $g(p,T,region)$
 g1pitaui	derivative of g wrt p_i and τ
 g2pitaui	derivative of g wrt p_i and τ
 g5pitaui	derivative of g wrt p_i and τ
 f3deltatau	1st derivatives of f wrt δ and τ
 tph1	inverse function for region 1: $T(p,h)$
 tps1	inverse function for region 1: $T(p,s)$
 tph2	reverse function for region 2: $T(p,h)$
 tps2a	reverse function for region 2a: $T(p,s)$
 tps2b	reverse function for region 2b: $T(p,s)$
 tps2c	reverse function for region 2c: $T(p,s)$
 tps2	reverse function for region 2: $T(p,s)$
 tsat	region 4 saturation temperature as a function of pressure
 dtsatofp	derivative of saturation temperature w.r.t. pressure
 tsat_der	derivative function for tsat
 psat	region 4 saturation pressure as a functionx of temperature

 dptofT	derivative of pressure wrt temperature along the saturation pressure curve
 psat_der	derivative function for psat
 p1_hs	pressure as a function of enthalpy and entropy in region 1
 h2ab_s	boundary between regions 2a and 2b
 p2a_hs	pressure as a function of enthalpy and entropy in subregion 2a
 p2b_hs	pressure as a function of enthalpy and entropy in subregion 2a
 p2c_hs	pressure as a function of enthalpy and entropy in subregion 2c
 h3ab_p	region 3 a b boundary for pressure/enthalpy
 T3a_ph	Region 3 a: inverse function T(p,h)
 T3b_ph	Region 3 b: inverse function T(p,h)
 v3a_ph	Region 3 a: inverse function v(p,h)
 v3b_ph	Region 3 b: inverse function v(p,h)
 T3a_ps	Region 3 a: inverse function T(p,s)
 T3b_ps	Region 3 b: inverse function T(p,s)
 v3a_ps	Region 3 a: inverse function v(p,s)
 v3b_ps	Region 3 b: inverse function v(p,s)

Modelica.Media.Water.IF97_Uilities.Baself97.Basic.g1

Gibbs function for region 1: $g(p,T)$

Inputs

Type	Name	Default	Description
Pressure	p		pressure [Pa]
Temperature	T		temperature (K) [K]

Outputs

Type	Name	Description
GibbsDerivs	g	dimensionless Gibbs function and derivatives wrt pi and tau



Modelica.Media.Water.IF97_Uilities.Baself97.Basic.g2

Gibbs function for region 2: $g(p,T)$

Inputs

Type	Name	Default	Description
Pressure	p		pressure [Pa]
Temperature	T		temperature (K) [K]



Outputs

Type	Name	Description
GibbsDerivs	g	dimensionless Gibbs function and dervatives wrt pi and tau

Modelica.Media.Water.IF97_Uilities.BaseIF97.Basic.g2metastableGibbs function for metastable part of region 2: $g(p,T)$ **Inputs**

Type	Name	Default	Description
Pressure	p		pressure [Pa]
Temperature	T		temperature (K) [K]

Outputs

Type	Name	Description
GibbsDerivs	g	dimensionless Gibbs function and dervatives wrt pi and tau

Modelica.Media.Water.IF97_Uilities.BaseIF97.Basic.f3Helmholtz function for region 3: $f(d,T)$ **Inputs**

Type	Name	Default	Description
Density	d		density [kg/m3]
Temperature	T		temperature (K) [K]

Outputs

Type	Name	Description
HelmholtzDerivs	f	dimensionless Helmholtz function and dervatives wrt delta and tau

Modelica.Media.Water.IF97_Uilities.BaseIF97.Basic.g5base function for region 5: $g(p,T)$ **Inputs**

Type	Name	Default	Description
Pressure	p		pressure [Pa]
Temperature	T		temperature (K) [K]

Outputs

Type	Name	Description
GibbsDerivs	g	dimensionless Gibbs function and dervatives wrt pi and tau

Modelica.Media.Water.IF97_Utilities.BaselF97.Basic.gibbsGibbs function for region 1, 2 or 5: $g(p,T,\text{region})$ **Inputs**

Type	Name	Default	Description
Pressure	p		pressure [Pa]
Temperature	T		temperature (K) [K]
Integer	region		IF97 region, 1, 2 or 5

Outputs

Type	Name	Description
Real	g	dimensionless Gibbs function

Modelica.Media.Water.IF97_Utilities.BaselF97.Basic.g1pita

derivative of g wrt pi and tau

**Inputs**

Type	Name	Default	Description
Pressure	p		pressure [Pa]
Temperature	T		temperature (K) [K]

Outputs

Type	Name	Description
Real	pi	dimensionless pressure
Real	tau	dimensionless temperature
Real	gpi	dimensionless dervative of Gibbs function wrt pi
Real	gtau	dimensionless dervative of Gibbs function wrt tau

Modelica.Media.Water.IF97_Utilities.BaselF97.Basic.g2pita

derivative of g wrt pi and tau

**Inputs**

Type	Name	Default	Description
Pressure	p		pressure [Pa]
Temperature	T		temperature (K) [K]

Outputs

Type	Name	Description
Real	pi	dimensionless pressure
Real	tau	dimensionless temperature
Real	gpi	dimensionless dervative of Gibbs function wrt pi

Real	gtau	dimensionless dervative of Gibbs function wrt tau
------	------	---

Modelica.Media.Water.IF97_Uilities.BaseIF97.Basic.g5pita

derivative of g wrt pi and tau

**Inputs**

Type	Name	Default	Description
Pressure	p		pressure [Pa]
Temperature	T		temperature (K) [K]

Outputs

Type	Name	Description
Real	pi	dimensionless pressure
Real	tau	dimensionless temperature
Real	gpi	dimensionless dervative of Gibbs function wrt pi
Real	gtau	dimensionless dervative of Gibbs function wrt tau

Modelica.Media.Water.IF97_Uilities.BaseIF97.Basic.f3deltata

1st derivatives of f wrt delta and tau

**Inputs**

Type	Name	Default	Description
Density	d		density [kg/m3]
Temperature	T		temperature (K) [K]

Outputs

Type	Name	Description
Real	delta	dimensionless density
Real	tau	dimensionless temperature
Real	fdelta	dimensionless dervative of Helmholtz function wrt delta
Real	ftau	dimensionless dervative of Helmholtz function wrt tau

Modelica.Media.Water.IF97_Uilities.BaseIF97.Basic.tph1

inverse function for region 1: T(p,h)

**Inputs**

Type	Name	Default	Description
Pressure	p		pressure [Pa]
SpecificEnthalpy	h		specific enthalpy [J/kg]

Outputs

Type	Name	Description
Temperature	T	temperature (K) [K]

Modelica.Media.Water.IF97_Uilities.BaseIF97.Basic.tps1

inverse function for region 1: T(p,s)

**Inputs**

Type	Name	Default	Description
Pressure	p		pressure [Pa]
SpecificEntropy	s		specific entropy [J/(kg.K)]

Outputs

Type	Name	Description
Temperature	T	temperature (K) [K]

Modelica.Media.Water.IF97_Uilities.BaseIF97.Basic.tph2

reverse function for region 2: T(p,h)

**Inputs**

Type	Name	Default	Description
Pressure	p		pressure [Pa]
SpecificEnthalpy	h		specific enthalpy [J/kg]

Outputs

Type	Name	Description
Temperature	T	temperature (K) [K]

Modelica.Media.Water.IF97_Uilities.BaseIF97.Basic.tps2a

reverse function for region 2a: T(p,s)

**Inputs**

Type	Name	Default	Description
Pressure	p		pressure [Pa]
SpecificEntropy	s		specific entropy [J/(kg.K)]

Outputs

Type	Name	Description
Temperature	T	temperature (K) [K]

Modelica.Media.Water.IF97_Uilities.BaseIF97.Basic.tps2breverse function for region 2b: $T(p,s)$ **Inputs**

Type	Name	Default	Description
Pressure	p		pressure [Pa]
SpecificEntropy	s		specific entropy [J/(kg.K)]

Outputs

Type	Name	Description
Temperature	T	temperature (K) [K]

Modelica.Media.Water.IF97_Uilities.BaseIF97.Basic.tps2creverse function for region 2c: $T(p,s)$ **Inputs**

Type	Name	Default	Description
Pressure	p		pressure [Pa]
SpecificEntropy	s		specific entropy [J/(kg.K)]

Outputs

Type	Name	Description
Temperature	T	temperature (K) [K]

Modelica.Media.Water.IF97_Uilities.BaseIF97.Basic.tps2reverse function for region 2: $T(p,s)$ **Inputs**

Type	Name	Default	Description
Pressure	p		pressure [Pa]
SpecificEntropy	s		specific entropy [J/(kg.K)]

Outputs

Type	Name	Description
Temperature	T	temperature (K) [K]

Modelica.Media.Water.IF97_Uilities.BaseIF97.Basic.tsat

region 4 saturation temperature as a function of pressure



Inputs

Type	Name	Default	Description
Pressure	p		pressure [Pa]

Outputs

Type	Name	Description
Temperature	t_sat	temperature [K]

Modelica.Media.Water.IF97_Uilities.BaseIF97.Basic.dtsatofp

derivative of saturation temperature w.r.t. pressure

**Inputs**

Type	Name	Default	Description
Pressure	p		pressure [Pa]

Outputs

Type	Name	Description
Real	dtsat	derivative of T w.r.t. p [K/Pa]

Modelica.Media.Water.IF97_Uilities.BaseIF97.Basic.tsat_der

derivative function for tsat

**Inputs**

Type	Name	Default	Description
Pressure	p		pressure [Pa]
Real	der_p		pressure derivatrive [Pa/s]

Outputs

Type	Name	Description
Real	der_tsat	temperature derivative [K/s]

Modelica.Media.Water.IF97_Uilities.BaseIF97.Basic.psatsat

region 4 saturation pressure as a functionx of temperature

**Inputs**

Type	Name	Default	Description
Temperature	T		temperature (K) [K]

Outputs

Type	Name	Description
------	------	-------------

Pressure	p_sat	pressure [Pa]
----------	-------	---------------

Modelica.Media.Water.IF97_Utilities.BaseIF97.Basic.dptofT

derivative of pressure wrt temperature along the saturation pressure curve

**Inputs**

Type	Name	Default	Description
Temperature	T		temperature (K) [K]

Outputs

Type	Name	Description
Real	dpt	temperature derivative of pressure [Pa/K]

Modelica.Media.Water.IF97_Utilities.BaseIF97.Basic.psat_der

derivative function for psat

**Inputs**

Type	Name	Default	Description
Temperature	T		temperature (K) [K]
Real	der_T		temperature derivative [K/s]

Outputs

Type	Name	Description
Real	der_psat	pressure [Pa/s]

Modelica.Media.Water.IF97_Utilities.BaseIF97.Basic.p1_hs

pressure as a function of enthalpy and entropy in region 1

**Information**

Equation number 1 from:

The International Association for the Properties of Water and Steam

Gaithersburg, Maryland, USA

September 2001

Supplementary Release on Backward Equations for Pressure as a Function of Enthalpy and Entropy p(h,s) to the IAPWS Industrial Formulation 1997 for the Thermodynamic Properties of Water and Steam

Inputs

Type	Name	Default	Description
SpecificEnthalpy	h		specific enthalpy [J/kg]

SpecificEntropy	s		specific entropy [J/(kg.K)]
-----------------	---	--	-----------------------------

Outputs

Type	Name	Description
Pressure	p	Pressure [Pa]

Modelica.Media.Water.IF97_Uilities.BaseIF97.Basic.h2ab_s

boundary between regions 2a and 2b



Information

Equation number 2 from:

The International Association for the Properties of Water and Steam

Gaithersburg, Maryland, USA

September 2001

Supplementary Release on Backward Equations for Pressure as a Function of Enthalpy and Entropy $p(h,s)$ to the IAPWS Industrial Formulation 1997 for the Thermodynamic Properties of Water and Steam

Inputs

Type	Name	Default	Description
SpecificEntropy	s		Entropy [J/(kg.K)]

Outputs

Type	Name	Description
SpecificEnthalpy	h	Enthalpy [J/kg]

Modelica.Media.Water.IF97_Uilities.BaseIF97.Basic.p2a_hs

pressure as a function of enthalpy and entropy in subregion 2a



Information

Equation number 3 from:

The International Association for the Properties of Water and Steam

Gaithersburg, Maryland, USA

September 2001

Supplementary Release on Backward Equations for Pressure as a Function of Enthalpy and Entropy $p(h,s)$ to the IAPWS Industrial Formulation 1997 for the Thermodynamic Properties of Water and Steam

Inputs

Type	Name	Default	Description
SpecificEnthalpy	h		specific enthalpy [J/kg]
SpecificEntropy	s		specific entropy [J/(kg.K)]

Outputs

Type	Name	Description
Pressure	p	Pressure [Pa]

Modelica.Media.Water.IF97_Uilities.BaseIF97.Basic.p2b_hs

pressure as a function of enthalpy and entropy in subregion 2a



Information

Equation number 4 from:

The International Association for the Properties of Water and Steam
Gaithersburg, Maryland, USA

September 2001

Supplementary Release on Backward Equations for Pressure as a Function of Enthalpy and Entropy $p(h,s)$ to the IAPWS Industrial Formulation 1997 for the Thermodynamic Properties of Water and Steam

Inputs

Type	Name	Default	Description
SpecificEnthalpy	h		specific enthalpy [J/kg]
SpecificEntropy	s		specific entropy [J/(kg.K)]

Outputs

Type	Name	Description
Pressure	p	Pressure [Pa]

Modelica.Media.Water.IF97_Uilities.BaseIF97.Basic.p2c_hs

pressure as a function of enthalpy and entropy in subregion 2c



Information

Equation number 5 from:

The International Association for the Properties of Water and Steam
Gaithersburg, Maryland, USA

September 2001

Supplementary Release on Backward Equations for Pressure as a Function of Enthalpy and Entropy $p(h,s)$ to the IAPWS Industrial Formulation 1997 for the Thermodynamic Properties of Water and Steam

Inputs

Type	Name	Default	Description
SpecificEnthalpy	h		specific enthalpy [J/kg]
SpecificEntropy	s		specific entropy [J/(kg.K)]

Outputs

Type	Name	Description
Pressure	p	Pressure [Pa]

Modelica.Media.Water.IF97_Uilities.BaseIF97.Basic.h3ab_p

Region 3 a b boundary for pressure/enthalpy

**Information**

Equation number 1 from:

[1] The international Association for the Properties of Water and Steam
 Vejle, Denmark
 August 2003

Supplementary Release on Backward Equations for the Functions $T(p,h)$, $v(p,h)$ and $T(p,s)$,
 $v(p,s)$ for Region 3 of the IAPWS Industrial Formulation 1997 for the Thermodynamic Properties of
 Water and Steam

Inputs

Type	Name	Default	Description
Pressure	p		Pressure [Pa]

Outputs

Type	Name	Description
SpecificEnthalpy	h	Enthalpy [J/kg]

Modelica.Media.Water.IF97_Uilities.BaseIF97.Basic.T3a_phRegion 3 a: inverse function $T(p,h)$ **Information**

Equation number 2 from:

[1] The international Association for the Properties of Water and Steam
 Vejle, Denmark
 August 2003

Supplementary Release on Backward Equations for the Functions $T(p,h)$, $v(p,h)$ and $T(p,s)$,
 $v(p,s)$ for Region 3 of the IAPWS Industrial Formulation 1997 for the Thermodynamic Properties of
 Water and Steam

Inputs

Type	Name	Default	Description
Pressure	p		Pressure [Pa]
SpecificEnthalpy	h		specific enthalpy [J/kg]

Outputs

Type	Name	Description
------	------	-------------

Temp_K	T	Temperature [K]
--------	---	-----------------

Modelica.Media.Water.IF97_Uilities.Baself97.Basic.T3b_ph

Region 3 b: inverse function T(p,h)

**Information**

Equation number 3 from:

[1] The international Association for the Properties of Water and Steam
Vejle, Denmark
August 2003

Supplementary Release on Backward Equations for the Functions T(p,h), v(p,h) and T(p,s),
v(p,s) for Region 3 of the IAPWS Industrial Formulation 1997 for the Thermodynamic Properties of
Water and Steam

Inputs

Type	Name	Default	Description
Pressure	p		Pressure [Pa]
SpecificEnthalpy	h		specific enthalpy [J/kg]

Outputs

Type	Name	Description
Temp_K	T	Temperature [K]

Modelica.Media.Water.IF97_Uilities.Baself97.Basic.v3a_ph

Region 3 a: inverse function v(p,h)

**Information**

Equation number 4 from:

[1] The international Association for the Properties of Water and Steam
Vejle, Denmark
August 2003

Supplementary Release on Backward Equations for the Functions T(p,h), v(p,h) and T(p,s),
v(p,s) for Region 3 of the IAPWS Industrial Formulation 1997 for the Thermodynamic Properties of
Water and Steam

Inputs

Type	Name	Default	Description
Pressure	p		Pressure [Pa]
SpecificEnthalpy	h		specific enthalpy [J/kg]

Outputs

Type	Name	Description
SpecificVolume	v	specific volume [m3/kg]

Modelica.Media.Water.IF97_Uilities.Baself97.Basic.v3b_ph**Region 3 b: inverse function $v(p,h)$** **Information**

Equation number 5 from:

[1] The international Association for the Properties of Water and Steam
 Vejle, Denmark
 August 2003

Supplementary Release on Backward Equations for the Functions $T(p,h)$, $v(p,h)$ and $T(p,s)$,
 $v(p,s)$ for Region 3 of the IAPWS Industrial Formulation 1997 for the Thermodynamic Properties of
 Water and Steam

Inputs

Type	Name	Default	Description
Pressure	p		Pressure [Pa]
SpecificEnthalpy	h		specific enthalpy [J/kg]

Outputs

Type	Name	Description
SpecificVolume	v	specific volume [m ³ /kg]

Modelica.Media.Water.IF97_Uilities.Baself97.Basic.T3a_ps**Region 3 a: inverse function $T(p,s)$** **Information**

Equation number 6 from:

[1] The international Association for the Properties of Water and Steam
 Vejle, Denmark
 August 2003

Supplementary Release on Backward Equations for the Functions $T(p,h)$, $v(p,h)$ and $T(p,s)$,
 $v(p,s)$ for Region 3 of the IAPWS Industrial Formulation 1997 for the Thermodynamic Properties of
 Water and Steam

Inputs

Type	Name	Default	Description
Pressure	p		Pressure [Pa]
SpecificEntropy	s		specific entropy [J/(kg.K)]

Outputs

Type	Name	Description
Temp_K	T	Temperature [K]

Modelica.Media.Water.IF97_Uilities.Baself97.Basic.T3b_ps**Region 3 b: inverse function $T(p,s)$** 

Information

Equation number 7 from:

[1] The international Association for the Properties of Water and Steam
Vejle, Denmark
August 2003

Supplementary Release on Backward Equations for the Functions $T(p,h)$, $v(p,h)$ and $T(p,s)$,
 $v(p,s)$ for Region 3 of the IAPWS Industrial Formulation 1997 for the Thermodynamic Properties of
Water and Steam

Inputs

Type	Name	Default	Description
Pressure	p		Pressure [Pa]
SpecificEntropy	s		specific entropy [J/(kg.K)]

Outputs

Type	Name	Description
Temp_K	T	Temperature [K]

Modelica.Media.Water.IF97_Uilities.BaselF97.Basic.v3a_ps

Region 3 a: inverse function $v(p,s)$



Information

Equation number 8 from:

[1] The international Association for the Properties of Water and Steam
Vejle, Denmark
August 2003

Supplementary Release on Backward Equations for the Functions $T(p,h)$, $v(p,h)$ and $T(p,s)$,
 $v(p,s)$ for Region 3 of the IAPWS Industrial Formulation 1997 for the Thermodynamic Properties of
Water and Steam

Inputs

Type	Name	Default	Description
Pressure	p		Pressure [Pa]
SpecificEntropy	s		specific entropy [J/(kg.K)]

Outputs

Type	Name	Description
SpecificVolume	v	specific volume [m3/kg]

Modelica.Media.Water.IF97_Uilities.BaselF97.Basic.v3b_ps

Region 3 b: inverse function $v(p,s)$



Information

Equation number 9 from:

[1] The international Association for the Properties of Water and Steam
Vejle, Denmark
August 2003

Supplementary Release on Backward Equations for the Functions $T(p,h)$, $v(p,h)$ and $T(p,s)$,
 $v(p,s)$ for Region 3 of the IAPWS Industrial Formulation 1997 for the Thermodynamic Properties of
Water and Steam

Inputs

Type	Name	Default	Description
Pressure	p		Pressure [Pa]
SpecificEntropy	s		specific entropy [J/(kg.K)]

Outputs

Type	Name	Description
SpecificVolume	v	specific volume [m3/kg]





Modelica.Media.Water.IF97_Uilities.BaseIF97.IceBoundaries

the melting line and sublimation line curves from IAPWS

Information

The International Association for the Properties of Water and Steam
Milan, Italy
September 1993
Release on the Pressure along the Melting and the Sublimation Curves of Ordinary Water Substance

Package Content

Name	Description
 pmlceI_T	Melting pressure of ice I (temperature range from 273.16 to 251.165 K)
 pmlceIII_T	Melting pressure of ice III (temperature range from 251.165 to 256.164 K)
 pmlceV_T	Melting pressure of ice V (temperature range from 256.164 to 273.31 K)
 sublimationPressure_T	Sublimation pressure, valid from 190 to 273.16 K

Modelica.Media.Water.IF97_Uilities.BaseIF97.IceBoundaries.pmlceI_T

Melting pressure of ice I (temperature range from 273.16 to 251.165 K)



Information

Equation 1 from:
The International Association for the Properties of Water and Steam
Milan, Italy
September 1993
Release on the Pressure along the Melting and the Sublimation Curves of Ordinary Water Substance

Inputs

Type	Name	Default	Description
Temp_K	T		Temperature [K]

Outputs

Type	Name	Description
Pressure	pm	Melting pressure of icel(for T from 273.16 to 251.165 K) [Pa]

Modelica.Media.Water.IF97_Uilities.BaselF97.IceBoundaries.pmlcell_T**Melting pressure of ice III (temperature range from 251.165 to 256.164 K)****Information**

Equation 2 from:

The International Association for the Properties of Water and Steam

Milan, Italy

September 1993

Release on the Pressure along the Melting and the Sublimation Curves of Ordinary Water Substance

Inputs

Type	Name	Default	Description
Temp_K	T		Temperature [K]

Outputs

Type	Name	Description
Pressure	pm	Melting pressure of icelll(for T from 251.165 to 256.164 K) [Pa]

Modelica.Media.Water.IF97_Uilities.BaselF97.IceBoundaries.pmlceV_T**Melting pressure of ice V (temperature range from 256.164 to 273.31 K)****Information**

Equation 3 from:

The International Association for the Properties of Water and Steam

Milan, Italy

September 1993

Release on the Pressure along the Melting and the Sublimation Curves of Ordinary Water Substance

Inputs

Type	Name	Default	Description
Temp_K	T		Temperature [K]

Outputs

Type	Name	Description
Pressure	pm	Melting pressure of iceV(for T from 256.164 to 273.31 K) [Pa]

Modelica.Media.Water.IF97_Uilities.BaseIF97.IceBoundaries.sublimationPressure_T

Sublimation pressure, valid from 190 to 273.16 K



Information

Equation 6 from:
The International Association for the Properties of Water and Steam
Milan, Italy
September 1993
Release on the Pressure along the Melting and the Sublimation Curves of Ordinary Water Substance

Inputs

Type	Name	Default	Description
Temp_K	T		Temperature [K]

Outputs

Type	Name	Description
Pressure	psubl	sublimation pressure (for T from 190 to 273.16) [Pa]

Modelica.Media.Water.IF97_Uilities.BaseIF97.Transport

transport properties for water according to IAPWS/IF97

Information

Package description

Package contents

- Function **visc_dTp** implements a function to compute the industrial formulation of the dynamic viscosity of water as a function of density and temperature. The details are described in the document [visc.pdf](#).
- Function **cond_dTp** implements a function to compute the industrial formulation of the thermal conductivity of water as a function of density, temperature and pressure. **Important note:** Obviously only two of the three inputs are really needed, but using three inputs speeds up the computation and the three variables are known in most models anyways. The inputs d,T and p have to be consistent. The details are described in the document [surf.pdf](#).
- Function **surfaceTension** implements a function to compute the surface tension between vapour and liquid water as a function of temperature. The details are described in the document [thcond.pdf](#).

Version Info and Revision history

- First implemented: October, 2002 by [Hubertus Tummescheit](#)

Authors: Hubertus Tummescheit and Jonas Eborn

Modelon AB




Ideon Science Park

SE-22370 Lund, Sweden

email: hubertus@modelon.se

- Initial version: October 2002

Package Content

Name	Description
 visc_dTp	dynamic viscosity $\eta(d, T, p)$, industrial formulation
 cond_dTp	Thermal conductivity $\lambda(d, T, p)$ (industrial use version) only in one-phase region
 surfaceTension	surface tension in region 4 between steam and water

Modelica.Media.Water.IF97_Uilities.BaselF97.Transport.visc_dTp

dynamic viscosity $\eta(d, T, p)$, industrial formulation

**Inputs**

Type	Name	Default	Description
Density	d		density [kg/m ³]
Temperature	T		temperature (K) [K]
Pressure	p		pressure (only needed for region of validity) [Pa]
Integer	phase	0	2 for two-phase, 1 for one-phase, 0 if not known

Outputs

Type	Name	Description
DynamicViscosity	eta	dynamic viscosity [Pa.s]

Modelica.Media.Water.IF97_Uilities.BaselF97.Transport.cond_dTp

Thermal conductivity $\lambda(d, T, p)$ (industrial use version) only in one-phase region

**Inputs**

Type	Name	Default	Description
Density	d		density [kg/m ³]
Temperature	T		temperature (K) [K]
Pressure	p		pressure [Pa]
Integer	phase	0	2 for two-phase, 1 for one-phase, 0 if not known
Boolean	industrialMethod	true	if true, the industrial method is used, otherwise the

			scientific one
--	--	--	----------------

Outputs

Type	Name	Description
ThermalConductivity	lambda	thermal conductivity [W/(m.K)]

Modelica.Media.Water.IF97_Uilities.BasIF97.Transport.surfaceTension

surface tension in region 4 between steam and water



Inputs

Type	Name	Default	Description
Temperature	T		temperature (K) [K]

Outputs

Type	Name	Description
SurfaceTension	sigma	surface tension in SI units [N/m]

Modelica.Media.Water.IF97_Uilities.BasIF97.Isentropic

functions for calculating the isentropic enthalpy from pressure p and specific entropy s

Information

Package description

Package contents

- Function **hofpT1** computes $h(p,T)$ in region 1.
- Function **handsofpT1** computes $(s,h)=f(p,T)$ in region 1, needed for two-phase properties.
- Function **hofps1** computes $h(p,s)$ in region 1.
- Function **hofpT2** computes $h(p,T)$ in region 2.
- Function **handsofpT2** computes $(s,h)=f(p,T)$ in region 2, needed for two-phase properties.
- Function **hofps2** computes $h(p,s)$ in region 2.
- Function **hofdT3** computes $h(d,T)$ in region 3.
- Function **hofpsdT3** computes $h(p,s,d_{\text{guess}},T_{\text{guess}})$ in region 3, where d_{guess} and T_{guess} are initial guess values for the density and temperature consistent with p and s .
- Function **hofps4** computes $h(p,s)$ in region 4.
- Function **hofpT5** computes $h(p,T)$ in region 5.
- Function **water_hisentropic** computes $h(p,s,\text{phase})$ in all regions. The phase input is needed due to discontinuous derivatives at the phase boundary.
- Function **water_hisentropic_dyn** computes $h(p,s,d_{\text{guess}},T_{\text{guess}},\text{phase})$ in all regions. The phase input is needed due to discontinuous derivatives at the phase boundary. T_{guess} and d_{guess} are initial guess values for the density and temperature consistent with p and s . This function should be preferred in dynamic simulations where good guesses are often available.














Version Info and Revision history

- First implemented: *July, 2000* by [Hubertus Tummescheit](#)

Author: Hubertus Tummescheit,
 Modelon AB
 Ideon Science Park
 SE-22370 Lund, Sweden
 email: hubertus@modelon.se

- Initial version: July 2000
- Documentation added: December 2002

Package Content

Name	Description
 hofpT1	intermediate function for isentropic specific enthalpy in region 1
 handsofpT1	special function for specific enthalpy and specific entropy in region 1
 hofps1	function for isentropic specific enthalpy in region 1
 hofpT2	intermediate function for isentropic specific enthalpy in region 2
 handsofpT2	function for isentropic specific enthalpy and specific entropy in region 2
 hofps2	function for isentropic specific enthalpy in region 2
 hofdT3	function for isentropic specific enthalpy in region 3
 hofps3	isentropic specific enthalpy in region 3 $h(p,s)$
 hofpsdt3	isentropic specific enthalpy in region 3 $h(p,s)$ with given good guess in d and T
 hofps4	isentropic specific enthalpy in region 4 $h(p,s)$
 hofpT5	specific enthalpy in region 5 $h(p,T)$
 water_hisentropic	isentropic specific enthalpy from p,s (preferably use water_hisentropic_dyn in dynamic simulation!)
 water_hisentropic_dyn	isentropic specific enthalpy from p,s and good guesses of d and T

Modelica.Media.Water.IF97_Uilities.Baself97.Isentropic.hofpT1

intermediate function for isentropic specific enthalpy in region 1



Inputs

Type	Name	Default	Description
Pressure	p		pressure [Pa]
Temperature	T		temperature (K) [K]

Outputs

Type	Name	Description
SpecificEnthalpy	h	specific enthalpy [J/kg]

Modelica.Media.Water.IF97_Uilities.BaseIF97.Isentropic.handsopfT1

special function for specific enthalpy and specific entropy in region 1

**Inputs**

Type	Name	Default	Description
Pressure	p		pressure [Pa]
Temperature	T		temperature (K) [K]

Outputs

Type	Name	Description
SpecificEnthalpy	h	specific enthalpy [J/kg]
SpecificEntropy	s	specific entropy [J/(kg.K)]

Modelica.Media.Water.IF97_Uilities.BaseIF97.Isentropic.hofps1

function for isentropic specific enthalpy in region 1

**Inputs**

Type	Name	Default	Description
Pressure	p		pressure [Pa]
SpecificEntropy	s		specific entropy [J/(kg.K)]

Outputs

Type	Name	Description
SpecificEnthalpy	h	specific enthalpy [J/kg]

Modelica.Media.Water.IF97_Uilities.BaseIF97.Isentropic.hofpT2

intermediate function for isentropic specific enthalpy in region 2

**Inputs**

Type	Name	Default	Description
Pressure	p		pressure [Pa]
Temperature	T		temperature (K) [K]

Outputs

Type	Name	Description
SpecificEnthalpy	h	specific enthalpy [J/kg]

Modelica.Media.Water.IF97_Uilities.BaseIF97.Isentropic.handsopfT2

function for isentropic specific enthalpy and specific entropy in region 2



Inputs

Type	Name	Default	Description
Pressure	p		pressure [Pa]
Temperature	T		temperature (K) [K]

Outputs

Type	Name	Description
SpecificEnthalpy	h	specific enthalpy [J/kg]
SpecificEntropy	s	specific entropy [J/(kg.K)]

Modelica.Media.Water.IF97_Utilities.BaselF97.Isentropic.hofps2

function for isentropic specific enthalpy in region 2

**Inputs**

Type	Name	Default	Description
Pressure	p		pressure [Pa]
SpecificEntropy	s		specific entropy [J/(kg.K)]

Outputs

Type	Name	Description
SpecificEnthalpy	h	specific enthalpy [J/kg]

Modelica.Media.Water.IF97_Utilities.BaselF97.Isentropic.hofdT3

function for isentropic specific enthalpy in region 3

**Inputs**

Type	Name	Default	Description
Density	d		density [kg/m3]
Temperature	T		temperature (K) [K]

Outputs

Type	Name	Description
SpecificEnthalpy	h	specific enthalpy [J/kg]

Modelica.Media.Water.IF97_Utilities.BaselF97.Isentropic.hofps3

isentropic specific enthalpy in region 3 h(p,s)

**Inputs**

Type	Name	Default	Description
Pressure	p		pressure [Pa]

SpecificEntropy	s		specific entropy [J/(kg.K)]
-----------------	---	--	-----------------------------

Outputs

Type	Name	Description
SpecificEnthalpy	h	specific enthalpy [J/kg]

Modelica.Media.Water.IF97_Uilities.BaseIF97.Isentropic.hofpsdt3

isentropic specific enthalpy in region 3 $h(p,s)$ with given good guess in d and T



Inputs

Type	Name	Default	Description
Pressure	p		pressure [Pa]
SpecificEntropy	s		specific entropy [J/(kg.K)]
Density	dguess		good guess density, e.g. from adjacent volume [kg/m3]
Temperature	Tguess		good guess temperature, e.g. from adjacent volume [K]
Pressure	delp	IterationData.DELP	relative error in p [Pa]
SpecificEntropy	dels	IterationData.DELS	relative error in s [J/(kg.K)]

Outputs

Type	Name	Description
SpecificEnthalpy	h	specific enthalpy [J/kg]

Modelica.Media.Water.IF97_Uilities.BaseIF97.Isentropic.hofps4

isentropic specific enthalpy in region 4 $h(p,s)$



Inputs

Type	Name	Default	Description
Pressure	p		pressure [Pa]
SpecificEntropy	s		specific entropy [J/(kg.K)]

Outputs

Type	Name	Description
SpecificEnthalpy	h	specific enthalpy [J/kg]

Modelica.Media.Water.IF97_Uilities.BaseIF97.Isentropic.hofpT5

specific enthalpy in region 5 $h(p,T)$



Inputs

Type	Name	Default	Description
Pressure	p		pressure [Pa]
Temperature	T		temperature (K) [K]

Outputs

Type	Name	Description
SpecificEnthalpy	h	specific enthalpy [J/kg]

Modelica.Media.Water.IF97_Uilities.BaseIF97.Isentropic.water_hisentropic

isentropic specific enthalpy from p,s (preferably use water_hisentropic_dyn in dynamic simulation!)



Inputs

Type	Name	Default	Description
Pressure	p		pressure [Pa]
SpecificEntropy	s		specific entropy [J/(kg.K)]
Integer	phase	0	phase: 2 for two-phase, 1 for one phase, 0 if unknown

Outputs

Type	Name	Description
SpecificEnthalpy	h	specific enthalpy [J/kg]

Modelica.Media.Water.IF97_Uilities.BaseIF97.Isentropic.water_hisentropic_dyn

isentropic specific enthalpy from p,s and good guesses of d and T



Inputs

Type	Name	Default	Description
Pressure	p		pressure [Pa]
SpecificEntropy	s		specific entropy [J/(kg.K)]
Density	dguess		good guess density, e.g. from adjacent volume [kg/m3]
Temperature	Tguess		good guess temperature, e.g. from adjacent volume [K]
Integer	phase		1 for one phase, 2 for two phase

Outputs

Type	Name	Description
SpecificEnthalpy	h	specific enthalpy [J/kg]

Modelica.Media.Water.IF97_Uilities.BaseIF97.Inverses

efficient inverses for selected pairs of variables

Information

Package description

Package contents

- Function **fixdT** constrains density and temperature to allowed region
- Function **dofp13** computes d as a function of p at boundary between regions 1 and 3
- Function **dofp23** computes d as a function of p at boundary between regions 2 and 3
- Function **dofpt3** iteration to compute d as a function of p and T in region 3
- Function **dtofph3** iteration to compute d and T as a function of p and h in region 3
- Function **dtofps3** iteration to compute d and T as a function of p and s in region 3
- Function **dtofpsdt3** iteration to compute d and T as a function of p and s in region 3, with initial guesses
- Function **pofdt125** iteration to compute p as a function of p and T in regions 1, 2 and 5
- Function **tofph5** iteration to compute T as a function of p and h in region 5
- Function **tofps5** iteration to compute T as a function of p and s in region 5
- Function **tofpst5** iteration to compute T as a function of p and s in region 5, with initial guess in T
- Function

Version Info and Revision history

- First implemented: *July, 2000* by [Hubertus Tummescheit](#)

Author: Hubertus Tummescheit,

Modelon AB












Ideon Science Park

SE-22370 Lund, Sweden

email: hubertus@modelon.se

- Initial version: July 2000
- Documentation added: December 2002

Package Content

Name	Description
 fixdT	region limits for inverse iteration in region 3
 dofp13	density at the boundary between regions 1 and 3
 dofp23	density at the boundary between regions 2 and 3
 dofpt3	inverse iteration in region 3: $(d) = f(p, T)$
 dtofph3	inverse iteration in region 3: $(d, T) = f(p, h)$
 dtofps3	inverse iteration in region 3: $(d, T) = f(p, s)$
 dtofpsdt3	inverse iteration in region 3: $(d, T) = f(p, s)$
 pofdt125	inverse iteration in region 1,2 and 5: $p = g(d, T)$
 tofph5	inverse iteration in region 5: $(p, T) = f(p, h)$
 tofps5	inverse iteration in region 5: $(p, T) = f(p, s)$
 tofpst5	inverse iteration in region 5: $(p, T) = f(p, s)$

Modelica.Media.Water.IF97_Uilities.BasIF97.Inverses.fixdT

region limits for inverse iteration in region 3

**Inputs**

Type	Name	Default	Description
Density	din		density [kg/m3]
Temperature	Tin		temperature [K]

Outputs

Type	Name	Description
Density	dout	density [kg/m3]
Temperature	Tout	temperature [K]

Modelica.Media.Water.IF97_Uilities.BasIF97.Inverses.dofp13

density at the boundary between regions 1 and 3

**Inputs**

Type	Name	Default	Description
Pressure	p		pressure [Pa]

Outputs

Type	Name	Description
Density	d	density [kg/m3]

Modelica.Media.Water.IF97_Uilities.BasIF97.Inverses.dofp23

density at the boundary between regions 2 and 3

**Inputs**

Type	Name	Default	Description
Pressure	p		pressure [Pa]

Outputs

Type	Name	Description
Density	d	density [kg/m3]

Modelica.Media.Water.IF97_Uilities.BasIF97.Inverses.dofpt3inverse iteration in region 3: $(d) = f(p,T)$ 

Inputs

Type	Name	Default	Description
Pressure	p		pressure [Pa]
Temperature	T		temperature (K) [K]
Pressure	delp		iteration converged if (p-pre(p) < delp) [Pa]

Outputs

Type	Name	Description
Density	d	density [kg/m3]
Integer	error	error flag: iteration failed if different from 0

Modelica.Media.Water.IF97_Uilities.BaseIF97.Inverses.dtofph3

inverse iteration in region 3: (d,T) = f(p,h)

**Inputs**

Type	Name	Default	Description
Pressure	p		pressure [Pa]
SpecificEnthalpy	h		specific enthalpy [J/kg]
Pressure	delp		iteration accuracy [Pa]
SpecificEnthalpy	delh		iteration accuracy [J/kg]

Outputs

Type	Name	Description
Density	d	density [kg/m3]
Temperature	T	temperature (K) [K]
Integer	error	error flag: iteration failed if different from 0

Modelica.Media.Water.IF97_Uilities.BaseIF97.Inverses.dtofps3

inverse iteration in region 3: (d,T) = f(p,s)

**Inputs**

Type	Name	Default	Description
Pressure	p		pressure [Pa]
SpecificEntropy	s		specific entropy [J/(kg.K)]
Pressure	delp		iteration accuracy [Pa]
SpecificEntropy	dels		iteration accuracy [J/(kg.K)]

Outputs

Type	Name	Description
Density	d	density [kg/m3]
Temperature	T	temperature (K) [K]

Integer	error	error flag: iteration failed if different from 0
---------	-------	--

Modelica.Media.Water.IF97_Uilities.BaseIF97.Inverses.dtofpsdt3inverse iteration in region 3: $(d,T) = f(p,s)$ **Inputs**

Type	Name	Default	Description
Pressure	p		pressure [Pa]
SpecificEntropy	s		specific entropy [J/(kg.K)]
Density	dguess		guess density, e.g. from adjacent volume [kg/m3]
Temperature	Tguess		guess temperature, e.g. from adjacent volume [K]
Pressure	delp		iteration accuracy [Pa]
SpecificEntropy	dels		iteration accuracy [J/(kg.K)]

Outputs

Type	Name	Description
Density	d	density [kg/m3]
Temperature	T	temperature (K) [K]
Integer	error	error flag: iteration failed if different from 0

Modelica.Media.Water.IF97_Uilities.BaseIF97.Inverses.pofdt125inverse iteration in region 1,2 and 5: $p = g(d,T)$ **Inputs**

Type	Name	Default	Description
Density	d		density [kg/m3]
Temperature	T		temperature (K) [K]
Pressure	relld		relative iteration accuracy of density [Pa]
Integer	region		region in IAPWS/IF97 in which inverse should be calculated

Outputs

Type	Name	Description
Pressure	p	pressure [Pa]
Integer	error	error flag: iteration failed if different from 0

Modelica.Media.Water.IF97_Uilities.BaseIF97.Inverses.tofph5inverse iteration in region 5: $(p,T) = f(p,h)$ **Inputs**

Type	Name	Default	Description
------	------	---------	-------------

Pressure	p	pressure [Pa]
SpecificEnthalpy	h	specific enthalpy [J/kg]
SpecificEnthalpy	reldh	iteration accuracy [J/kg]

Outputs

Type	Name	Description
Temperature	T	temperature (K) [K]
Integer	error	error flag: iteration failed if different from 0

Modelica.Media.Water.IF97_Uilities.BaseIF97.Inverses.tofps5

inverse iteration in region 5: $(p,T) = f(p,s)$



Inputs

Type	Name	Default	Description
Pressure	p		pressure [Pa]
SpecificEntropy	s		specific entropy [J/(kg.K)]
SpecificEnthalpy	relds		iteration accuracy [J/kg]

Outputs

Type	Name	Description
Temperature	T	temperature (K) [K]
Integer	error	error flag: iteration failed if different from 0

Modelica.Media.Water.IF97_Uilities.BaseIF97.Inverses.tofpst5

inverse iteration in region 5: $(p,T) = f(p,s)$



Inputs

Type	Name	Default	Description
Pressure	p		pressure [Pa]
SpecificEntropy	s		specific entropy [J/(kg.K)]
Temperature	Tguess		guess temperature, e.g. from adjacent volume [K]
SpecificEntropy	relds		iteration accuracy [J/(kg.K)]

Outputs

Type	Name	Description
Temperature	T	temperature (K) [K]
Integer	error	error flag: iteration failed if different from 0

Modelica.Media.Water.IF97_Uilities.BaseIF97.ByRegion

simple explicit functions for one region only

Information

Package description

Package ByRegion provides fast forward calls for dynamic property calculation records for all one phase regions of IAPWS/IF97

Package contents

- Function **waterR1_pT** computes dynamic properties for region 1 using (p,T) as inputs
- Function **waterR2_pT** computes dynamic properties for region 2 using (p,T) as inputs
- Function **waterR3_dT** computes dynamic properties for region 3 using (d,T) as inputs
- Function **waterR5_pT** computes dynamic properties for region 5 using (p,T) as inputs





Version Info and Revision history

- First implemented: *July, 2000* by [Hubertus Tummescheit](#)

*Author: Hubertus Tummescheit,
Modelon AB
Ideon Science Park
SE-22370 Lund, Sweden
email: hubertus@modelon.se*

- Initial version: July 2000
- Documented and re-organized: January 2003

Package Content

Name	Description
 waterR1_pT	standard properties for region 1, (p,T) as inputs
 waterR2_pT	standard properties for region 2, (p,T) as inputs
 waterR3_dT	standard properties for region 3, (d,T) as inputs
 waterR5_pT	standard properties for region 5, (p,T) as inputs

Modelica.Media.Water.IF97_Uilities.Baself97.ByRegion.**waterR1_pT**

standard properties for region 1, (p,T) as inputs



Inputs

Type	Name	Default	Description
Pressure	p		pressure [Pa]
Temperature	T		temperature (K) [K]

Outputs

Type	Name	Description
ThermoProperties_pT	pro	thermodynamic property collection

Modelica.Media.Water.IF97_Uilities.BaselF97.ByRegion.waterR2_pT

standard properties for region 2, (p,T) as inputs

**Inputs**

Type	Name	Default	Description
Pressure	p		pressure [Pa]
Temperature	T		temperature (K) [K]

Outputs

Type	Name	Description
ThermoProperties_pT	pro	thermodynamic property collection

Modelica.Media.Water.IF97_Uilities.BaselF97.ByRegion.waterR3_dT

standard properties for region 3, (d,T) as inputs

**Inputs**

Type	Name	Default	Description
Density	d		density [kg/m3]
Temperature	T		temperature (K) [K]

Outputs

Type	Name	Description
ThermoProperties_dT	pro	thermodynamic property collection

Modelica.Media.Water.IF97_Uilities.BaselF97.ByRegion.waterR5_pT

standard properties for region 5, (p,T) as inputs

**Inputs**

Type	Name	Default	Description
Pressure	p		pressure [Pa]
Temperature	T		temperature (K) [K]

Outputs

Type	Name	Description
ThermoProperties_pT	pro	thermodynamic property collection

Modelica.Media.Water.IF97_Uilities.BaselF97.TwoPhase

steam properties in the two-phase region and on the phase boundaries

Information

Package description

Package TwoPhase provides functions to compute the steam properties in the two-phase region and on the phase boundaries

Package contents

- Function **WaterLiq_p** computes properties on the boiling boundary as a function of p
- Function **WaterVap_p** computes properties on the dew line boundary as a function of p
- Function **WaterSat_ph** computes properties on both phase boundaries and in the two phase region as a function of p
- Function **WaterR4_ph** computes dynamic simulation properties in region 4 with (p,h) as inputs
- Function **WaterR4_dT** computes dynamic simulation properties in region 4 with (d,T) as inputs






Version Info and Revision history

- First implemented: *July, 2000* by [Hubertus Tummescheit](#)

*Author: Hubertus Tummescheit,
Modelon AB
Ideon Science Park
SE-22370 Lund, Sweden
email: hubertus@modelon.se*

- Initial version: July 2000
- Documented and re-organized: January 2003

Package Content

Name	Description
 waterLiq_p	properties on the liquid phase boundary of region 4
 waterVap_p	properties on the vapour phase boundary of region 4
 waterSat_ph	Water saturation properties in the 2-phase region (4) as f(p,h)
 waterR4_ph	Water/Steam properties in region 4 of IAPWS/IF97 (two-phase)
 waterR4_dT	Water properties in region 4 as function of d and T

Modelica.Media.Water.IF97_Uilities.BaseIF97.TwoPhase.[waterLiq_p](#)

properties on the liquid phase boundary of region 4



Inputs

Type	Name	Default	Description
Pressure	p		pressure [Pa]

Outputs

Type	Name	Description
PhaseBoundaryProperties	liq	liquid thermodynamic property collection

Modelica.Media.Water.IF97_Uilities.BaseIF97.TwoPhase.waterVap_p

properties on the vapour phase boundary of region 4

**Inputs**

Type	Name	Default	Description
Pressure	p		pressure [Pa]

Outputs

Type	Name	Description
PhaseBoundaryProperties	vap	vapour thermodynamic property collection

Modelica.Media.Water.IF97_Uilities.BaseIF97.TwoPhase.waterSat_ph

Water saturation properties in the 2-phase region (4) as f(p,h)

**Inputs**

Type	Name	Default	Description
Pressure	p		pressure [Pa]
SpecificEnthalpy	h		specific enthalpy [J/kg]

Outputs

Type	Name	Description
SaturationProperties	pro	thermodynamic property collection

Modelica.Media.Water.IF97_Uilities.BaseIF97.TwoPhase.waterR4_ph

Water/Steam properties in region 4 of IAPWS/IF97 (two-phase)

**Inputs**

Type	Name	Default	Description
Pressure	p		pressure [Pa]
SpecificEnthalpy	h		specific enthalpy [J/kg]

Outputs

Type	Name	Description
ThermoProperties_ph	pro	thermodynamic property collection

Modelica.Media.Water.IF97_Uilities.BaseIF97.TwoPhase.waterR4_dT

Water properties in region 4 as function of d and T



Inputs

Type	Name	Default	Description
Density	d		Density [kg/m3]
Temperature	T		temperature [K]

Outputs

Type	Name	Description
ThermoProperties_dT	pro	thermodynamic property collection

Modelica.Media.Water.IF97_Utilities.BaselF97.extraDerivs_ph

function to calculate some extra thermophysical properties in regions 1, 2, 3 and 5 as $f(p,h)$

**Inputs**

Type	Name	Default	Description
Pressure	p		pressure [Pa]
SpecificEnthalpy	h		specific enthalpy [J/kg]
Integer	phase	0	phase: 2 for two-phase, 1 for one phase, 0 if unknown

Outputs

Type	Name	Description
ExtraDerivatives	dpro	thermodynamic property collection

Modelica.Media.Water.IF97_Utilities.BaselF97.extraDerivs_pT

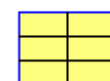
function to calculate some extra thermophysical properties in regions 1, 2, 3 and 5 as $f(p,T)$

**Inputs**

Type	Name	Default	Description
Pressure	p		pressure [Pa]
Temperature	T		temperature [K]

Outputs

Type	Name	Description
ExtraDerivatives	dpro	thermodynamic property collection

Modelica.Media.Water.IF97_Utilities.iter

Modelica.Media.Water.IF97_Uilities.waterBaseProp_ph

intermediate property record for water

**Inputs**

Type	Name	Default	Description
Pressure	p		pressure [Pa]
SpecificEnthalpy	h		specific enthalpy [J/kg]
Integer	phase	0	phase: 2 for two-phase, 1 for one phase, 0 if unknown
Integer	region	0	if 0, do region computation, otherwise assume the region is this input

Outputs

Type	Name	Description
IF97BaseTwoPhase	aux	auxiliary record

Modelica.Media.Water.IF97_Uilities.waterBaseProp_ps

intermediate property record for water

**Inputs**

Type	Name	Default	Description
Pressure	p		pressure [Pa]
SpecificEntropy	s		specific entropy [J/(kg.K)]
Integer	phase	0	phase: 2 for two-phase, 1 for one phase, 0 if unknown
Integer	region	0	if 0, do region computation, otherwise assume the region is this input

Outputs

Type	Name	Description
IF97BaseTwoPhase	aux	auxiliary record

Modelica.Media.Water.IF97_Uilities.rho_props_ps

density as function of pressure and specific entropy

**Inputs**

Type	Name	Default	Description
Pressure	p		pressure [Pa]
SpecificEntropy	s		specific entropy [J/(kg.K)]
IF97BaseTwoPhase	properties		auxiliary record

Outputs

Type	Name	Description
Density	rho	density [kg/m3]

Modelica.Media.Water.IF97_Uilities.rho_ps

density as function of pressure and specific entropy

**Inputs**

Type	Name	Default	Description
Pressure	p		pressure [Pa]
SpecificEntropy	s		specific entropy [J/(kg.K)]
Integer	phase	0	2 for two-phase, 1 for one-phase, 0 if not known
Integer	region	0	if 0, region is unknown, otherwise known and this input

Outputs

Type	Name	Description
Density	rho	density [kg/m3]

Modelica.Media.Water.IF97_Uilities.T_props_ps

temperature as function of pressure and specific entropy

**Inputs**

Type	Name	Default	Description
Pressure	p		pressure [Pa]
SpecificEntropy	s		specific entropy [J/(kg.K)]
IF97BaseTwoPhase	properties		auxiliary record

Outputs

Type	Name	Description
Temperature	T	temperature [K]

Modelica.Media.Water.IF97_Uilities.T_ps

temperature as function of pressure and specific entropy

**Inputs**

Type	Name	Default	Description
Pressure	p		pressure [Pa]
SpecificEntropy	s		specific entropy [J/(kg.K)]
Integer	phase	0	2 for two-phase, 1 for one-phase, 0 if not known
Integer	region	0	if 0, region is unknown, otherwise known and this input

Outputs

Type	Name	Description
Temperature	T	Temperature [K]

Modelica.Media.Water.IF97_Uilities.h_props_ps

specific enthalpy as function or pressure and temperature

**Inputs**

Type	Name	Default	Description
Pressure	p		pressure [Pa]
SpecificEntropy	s		specific entropy [J/(kg.K)]
IF97BaseTwoPhase	aux		auxiliary record

Outputs

Type	Name	Description
SpecificEnthalpy	h	specific enthalpy [J/kg]

Modelica.Media.Water.IF97_Uilities.h_ps

specific enthalpy as function or pressure and temperature

**Inputs**

Type	Name	Default	Description
Pressure	p		pressure [Pa]
SpecificEntropy	s		specific entropy [J/(kg.K)]
Integer	phase	0	2 for two-phase, 1 for one-phase, 0 if not known
Integer	region	0	if 0, region is unknown, otherwise known and this input

Outputs

Type	Name	Description
SpecificEnthalpy	h	specific enthalpy [J/kg]

Modelica.Media.Water.IF97_Uilities.phase_ps

phase as a function of pressure and specific entropy

**Inputs**

Type	Name	Default	Description
Pressure	p		pressure [Pa]
SpecificEntropy	s		specific entropy [J/(kg.K)]

Outputs

Type	Name	Description
Integer	phase	true if in liquid or gas or supercritical region

Modelica.Media.Water.IF97_Uilities.phase_ph

phase as a function of pressure and specific enthalpy



Inputs

Type	Name	Default	Description
Pressure	p		pressure [Pa]
SpecificEnthalpy	h		specific enthalpy [J/kg]

Outputs

Type	Name	Description
Integer	phase	true if in liquid or gas or supercritical region

Modelica.Media.Water.IF97_Uilities.phase_dT

phase as a function of pressure and temperature



Inputs

Type	Name	Default	Description
Density	rho		density [kg/m3]
Temperature	T		temperature [K]

Outputs

Type	Name	Description
Integer	phase	true if in liquid or gas or supercritical region

Modelica.Media.Water.IF97_Uilities.rho_props_ph

density as function of pressure and specific enthalpy



Inputs

Type	Name	Default	Description
Pressure	p		pressure [Pa]
SpecificEnthalpy	h		specific enthalpy [J/kg]
IF97BaseTwoPhase	properties		auxiliary record

Outputs

Type	Name	Description
Density	rho	density [kg/m3]

Modelica.Media.Water.IF97_Uilities.rho_ph

density as function of pressure and specific enthalpy

**Inputs**

Type	Name	Default	Description
Pressure	p		pressure [Pa]
SpecificEnthalpy	h		specific enthalpy [J/kg]
Integer	phase	0	2 for two-phase, 1 for one-phase, 0 if not known
Integer	region	0	if 0, region is unknown, otherwise known and this input

Outputs

Type	Name	Description
Density	rho	density [kg/m3]

Modelica.Media.Water.IF97_Uilities.rho_ph_der

derivative function of rho_ph

**Inputs**

Type	Name	Default	Description
Pressure	p		pressure [Pa]
SpecificEnthalpy	h		specific enthalpy [J/kg]
IF97BaseTwoPhase	aux		auxiliary record
Real	p_der		derivative of pressure
Real	h_der		derivative of specific enthalpy

Outputs

Type	Name	Description
Real	rho_der	derivative of density

Modelica.Media.Water.IF97_Uilities.T_props_ph

temperature as function of pressure and specific enthalpy

**Inputs**

Type	Name	Default	Description
Pressure	p		pressure [Pa]
SpecificEnthalpy	h		specific enthalpy [J/kg]
IF97BaseTwoPhase	properties		auxiliary record

Outputs

Type	Name	Description
------	------	-------------

Temperature	T	temperature [K]
-------------	---	-----------------

Modelica.Media.Water.IF97_Uilities.T_ph

temperature as function of pressure and specific enthalpy

**Inputs**

Type	Name	Default	Description
Pressure	p		pressure [Pa]
SpecificEnthalpy	h		specific enthalpy [J/kg]
Integer	phase	0	2 for two-phase, 1 for one-phase, 0 if not known
Integer	region	0	if 0, region is unknown, otherwise known and this input

Outputs

Type	Name	Description
Temperature	T	Temperature [K]

Modelica.Media.Water.IF97_Uilities.T_ph_der

derivative function of T_ph

**Inputs**

Type	Name	Default	Description
Pressure	p		pressure [Pa]
SpecificEnthalpy	h		specific enthalpy [J/kg]
IF97BaseTwoPhase	aux		auxiliary record
Real	p_der		derivative of pressure
Real	h_der		derivative of specific enthalpy

Outputs

Type	Name	Description
Real	T_der	derivative of temperature

Modelica.Media.Water.IF97_Uilities.s_props_ph

specific entropy as function of pressure and specific enthalpy

**Inputs**

Type	Name	Default	Description
Pressure	p		pressure [Pa]
SpecificEnthalpy	h		specific enthalpy [J/kg]
IF97BaseTwoPhase	properties		auxiliary record

Outputs

Type	Name	Description
SpecificEntropy	s	specific entropy [J/(kg.K)]

Modelica.Media.Water.IF97_Utilities.s_ph

specific entropy as function of pressure and specific enthalpy

**Inputs**

Type	Name	Default	Description
Pressure	p		pressure [Pa]
SpecificEnthalpy	h		specific enthalpy [J/kg]
Integer	phase	0	2 for two-phase, 1 for one-phase, 0 if not known
Integer	region	0	if 0, region is unknown, otherwise known and this input

Outputs

Type	Name	Description
SpecificEntropy	s	specific entropy [J/(kg.K)]

Modelica.Media.Water.IF97_Utilities.s_ph_der

specific entropy as function of pressure and specific enthalpy

**Inputs**

Type	Name	Default	Description
Pressure	p		pressure [Pa]
SpecificEnthalpy	h		specific enthalpy [J/kg]
IF97BaseTwoPhase	aux		auxiliary record
Real	p_der		derivative of pressure
Real	h_der		derivative of specific enthalpy

Outputs

Type	Name	Description
Real	s_der	derivative of entropy

Modelica.Media.Water.IF97_Utilities.cv_props_ph

specific heat capacity at constant volume as function of pressure and specific enthalpy

**Inputs**

Type	Name	Default	Description
Pressure	p		pressure [Pa]
SpecificEnthalpy	h		specific enthalpy [J/kg]

IF97BaseTwoPhase	aux		auxiliary record
------------------	-----	--	------------------

Outputs

Type	Name	Description
SpecificHeatCapacity	cv	specific heat capacity [J/(kg.K)]

Modelica.Media.Water.IF97_Utilities.cv_ph

specific heat capacity at constant volume as function of pressure and specific enthalpy



Inputs

Type	Name	Default	Description
Pressure	p		pressure [Pa]
SpecificEnthalpy	h		specific enthalpy [J/kg]
Integer	phase	0	2 for two-phase, 1 for one-phase, 0 if not known
Integer	region	0	if 0, region is unknown, otherwise known and this input

Outputs

Type	Name	Description
SpecificHeatCapacity	cv	specific heat capacity [J/(kg.K)]

Modelica.Media.Water.IF97_Utilities.regionAssertReal

assert function for inlining



Inputs

Type	Name	Default	Description
Boolean	check		condition to check

Outputs

Type	Name	Description
Real	dummy	dummy output

Modelica.Media.Water.IF97_Utilities.cp_props_ph

specific heat capacity at constant pressure as function of pressure and specific enthalpy



Inputs

Type	Name	Default	Description
Pressure	p		pressure [Pa]
SpecificEnthalpy	h		specific enthalpy [J/kg]
IF97BaseTwoPhase	aux		auxiliary record

Outputs

Type	Name	Description
SpecificHeatCapacity	cp	specific heat capacity [J/(kg.K)]

Modelica.Media.Water.IF97_Utilities.cp_ph

specific heat capacity at constant pressure as function of pressure and specific enthalpy



Inputs

Type	Name	Default	Description
Pressure	p		pressure [Pa]
SpecificEnthalpy	h		specific enthalpy [J/kg]
Integer	phase	0	2 for two-phase, 1 for one-phase, 0 if not known
Integer	region	0	if 0, region is unknown, otherwise known and this input

Outputs

Type	Name	Description
SpecificHeatCapacity	cp	specific heat capacity [J/(kg.K)]

Modelica.Media.Water.IF97_Utilities.beta_props_ph

isobaric expansion coefficient as function of pressure and specific enthalpy



Inputs

Type	Name	Default	Description
Pressure	p		pressure [Pa]
SpecificEnthalpy	h		specific enthalpy [J/kg]
IF97BaseTwoPhase	aux		auxiliary record

Outputs

Type	Name	Description
RelativePressureCoefficient	beta	isobaric expansion coefficient [1/K]

Modelica.Media.Water.IF97_Utilities.beta_ph

isobaric expansion coefficient as function of pressure and specific enthalpy



Inputs

Type	Name	Default	Description
Pressure	p		pressure [Pa]
SpecificEnthalpy	h		specific enthalpy [J/kg]
Integer	phase	0	2 for two-phase, 1 for one-phase, 0 if not known

Integer	region	0	if 0, region is unknown, otherwise known and this input
---------	--------	---	---

Outputs

Type	Name	Description
RelativePressureCoefficient	beta	isobaric expansion coefficient [1/K]

Modelica.Media.Water.IF97_Uilities.kappa_props_ph

isothermal compressibility factor as function of pressure and specific enthalpy



Inputs

Type	Name	Default	Description
Pressure	p		pressure [Pa]
SpecificEnthalpy	h		specific enthalpy [J/kg]
IF97BaseTwoPhase	aux		auxiliary record

Outputs

Type	Name	Description
IsothermalCompressibility	kappa	isothermal compressibility factor [1/Pa]

Modelica.Media.Water.IF97_Uilities.kappa_ph

isothermal compressibility factor as function of pressure and specific enthalpy



Inputs

Type	Name	Default	Description
Pressure	p		pressure [Pa]
SpecificEnthalpy	h		specific enthalpy [J/kg]
Integer	phase	0	2 for two-phase, 1 for one-phase, 0 if not known
Integer	region	0	if 0, region is unknown, otherwise known and this input

Outputs

Type	Name	Description
IsothermalCompressibility	kappa	isothermal compressibility factor [1/Pa]

Modelica.Media.Water.IF97_Uilities.velocityOfSound_props_ph

speed of sound as function of pressure and specific enthalpy



Inputs

Type	Name	Default	Description
Pressure	p		pressure [Pa]
SpecificEnthalpy	h		specific enthalpy [J/kg]

IF97BaseTwoPhase	aux		auxiliary record
------------------	-----	--	------------------

Outputs

Type	Name	Description
Velocity	v_sound	speed of sound [m/s]

Modelica.Media.Water.IF97_Uilities.velocityOfSound_ph



Inputs

Type	Name	Default	Description
Pressure	p		pressure [Pa]
SpecificEnthalpy	h		specific enthalpy [J/kg]
Integer	phase	0	2 for two-phase, 1 for one-phase, 0 if not known
Integer	region	0	if 0, region is unknown, otherwise known and this input

Outputs

Type	Name	Description
Velocity	v_sound	speed of sound [m/s]

Modelica.Media.Water.IF97_Uilities.isentropicExponent_props_ph

isentropic exponent as function of pressure and specific enthalpy



Inputs

Type	Name	Default	Description
Pressure	p		pressure [Pa]
SpecificEnthalpy	h		specific enthalpy [J/kg]
IF97BaseTwoPhase	aux		auxiliary record

Outputs

Type	Name	Description
Real	gamma	isentropic exponent

Modelica.Media.Water.IF97_Uilities.isentropicExponent_ph

isentropic exponent as function of pressure and specific enthalpy



Inputs

Type	Name	Default	Description
Pressure	p		pressure [Pa]
SpecificEnthalpy	h		specific enthalpy [J/kg]
Integer	phase	0	2 for two-phase, 1 for one-phase, 0 if not known

Integer	region	0	if 0, region is unknown, otherwise known and this input
---------	--------	---	---

Outputs

Type	Name	Description
Real	gamma	isentropic exponent

Modelica.Media.Water.IF97_Uilities.ddph_props

density derivative by pressure



Inputs

Type	Name	Default	Description
Pressure	p		pressure [Pa]
SpecificEnthalpy	h		specific enthalpy [J/kg]
IF97BaseTwoPhase	aux		auxiliary record

Outputs

Type	Name	Description
DerDensityByPressure	ddph	density derivative by pressure [s2/m2]

Modelica.Media.Water.IF97_Uilities.ddph

density derivative by pressure



Inputs

Type	Name	Default	Description
Pressure	p		pressure [Pa]
SpecificEnthalpy	h		specific enthalpy [J/kg]
Integer	phase	0	2 for two-phase, 1 for one-phase, 0 if not known
Integer	region	0	if 0, region is unknown, otherwise known and this input

Outputs

Type	Name	Description
DerDensityByPressure	ddph	density derivative by pressure [s2/m2]

Modelica.Media.Water.IF97_Uilities.ddhp_props

density derivative by specific enthalpy



Inputs

Type	Name	Default	Description
Pressure	p		pressure [Pa]
SpecificEnthalpy	h		specific enthalpy [J/kg]

IF97BaseTwoPhase	aux		auxiliary record
------------------	-----	--	------------------

Outputs

Type	Name	Description
DerDensityByEnthalpy	ddhp	density derivative by specific enthalpy [kg.s2/m5]

Modelica.Media.Water.IF97_Utilities.ddhp

density derivative by specific enthalpy



Inputs

Type	Name	Default	Description
Pressure	p		pressure [Pa]
SpecificEnthalpy	h		specific enthalpy [J/kg]
Integer	phase	0	2 for two-phase, 1 for one-phase, 0 if not known
Integer	region	0	if 0, region is unknown, otherwise known and this input

Outputs

Type	Name	Description
DerDensityByEnthalpy	ddhp	density derivative by specific enthalpy [kg.s2/m5]

Modelica.Media.Water.IF97_Utilities.waterBaseProp_pT

intermediate property record for water (p and T preferred states)



Inputs

Type	Name	Default	Description
Pressure	p		pressure [Pa]
Temperature	T		temperature [K]
Integer	region	0	if 0, do region computation, otherwise assume the region is this input

Outputs

Type	Name	Description
IF97BaseTwoPhase	aux	auxiliary record

Modelica.Media.Water.IF97_Utilities.rho_props_pT

density as function of pressure and temperature



Inputs

Type	Name	Default	Description
Pressure	p		pressure [Pa]

Temperature	T	temperature [K]
IF97BaseTwoPhase	aux	auxiliary record

Outputs

Type	Name	Description
Density	rho	density [kg/m3]

Modelica.Media.Water.IF97_Uilities.rho_pT

density as function or pressure and temperature



Inputs

Type	Name	Default	Description
Pressure	p		pressure [Pa]
Temperature	T		temperature [K]
Integer	region	0	if 0, region is unknown, otherwise known and this input

Outputs

Type	Name	Description
Density	rho	density [kg/m3]

Modelica.Media.Water.IF97_Uilities.h_props_pT

specific enthalpy as function or pressure and temperature



Inputs

Type	Name	Default	Description
Pressure	p		pressure [Pa]
Temperature	T		temperature [K]
IF97BaseTwoPhase	aux		auxiliary record

Outputs

Type	Name	Description
SpecificEnthalpy	h	specific enthalpy [J/kg]

Modelica.Media.Water.IF97_Uilities.h_pT

specific enthalpy as function or pressure and temperature



Inputs

Type	Name	Default	Description
Pressure	p		pressure [Pa]
Temperature	T		Temperature [K]

Integer	region	0	if 0, region is unknown, otherwise known and this input
---------	--------	---	---

Outputs

Type	Name	Description
SpecificEnthalpy	h	specific enthalpy [J/kg]

Modelica.Media.Water.IF97_Uilities.h_pT_der

derivative function of h_pT



Inputs

Type	Name	Default	Description
Pressure	p		pressure [Pa]
Temperature	T		temperature [K]
IF97BaseTwoPhase	aux		auxiliary record
Real	p_der		derivative of pressure
Real	T_der		derivative of temperature

Outputs

Type	Name	Description
Real	h_der	derivative of specific enthalpy

Modelica.Media.Water.IF97_Uilities.rho_pT_der

derivative function of rho_pT



Inputs

Type	Name	Default	Description
Pressure	p		pressure [Pa]
Temperature	T		temperature [K]
IF97BaseTwoPhase	aux		auxiliary record
Real	p_der		derivative of pressure
Real	T_der		derivative of temperature

Outputs

Type	Name	Description
Real	rho_der	derivative of density

Modelica.Media.Water.IF97_Uilities.s_props_pT

specific entropy as function of pressure and temperature



Inputs

Type	Name	Default	Description
Pressure	p		pressure [Pa]
Temperature	T		temperature [K]
IF97BaseTwoPhase	aux		auxiliary record

Outputs

Type	Name	Description
SpecificEntropy	s	specific entropy [J/(kg.K)]

Modelica.Media.Water.IF97_Uilities.s_pT

temperature as function of pressure and temperature

**Inputs**

Type	Name	Default	Description
Pressure	p		pressure [Pa]
Temperature	T		temperature [K]
Integer	region	0	if 0, region is unknown, otherwise known and this input

Outputs

Type	Name	Description
SpecificEntropy	s	specific entropy [J/(kg.K)]

Modelica.Media.Water.IF97_Uilities.cv_props_pT

specific heat capacity at constant volume as function of pressure and temperature

**Inputs**

Type	Name	Default	Description
Pressure	p		pressure [Pa]
Temperature	T		temperature [K]
IF97BaseTwoPhase	aux		auxiliary record

Outputs

Type	Name	Description
SpecificHeatCapacity	cv	specific heat capacity [J/(kg.K)]

Modelica.Media.Water.IF97_Uilities.cv_pT

specific heat capacity at constant volume as function of pressure and temperature



Inputs

Type	Name	Default	Description
Pressure	p		pressure [Pa]
Temperature	T		temperature [K]
Integer	region	0	if 0, region is unknown, otherwise known and this input

Outputs

Type	Name	Description
SpecificHeatCapacity	cv	specific heat capacity [J/(kg.K)]

Modelica.Media.Water.IF97_Utilities.cp_props_pT

specific heat capacity at constant pressure as function of pressure and temperature

**Inputs**

Type	Name	Default	Description
Pressure	p		pressure [Pa]
Temperature	T		temperature [K]
IF97BaseTwoPhase	aux		auxiliary record

Outputs

Type	Name	Description
SpecificHeatCapacity	cp	specific heat capacity [J/(kg.K)]

Modelica.Media.Water.IF97_Utilities.cp_pT

specific heat capacity at constant pressure as function of pressure and temperature

**Inputs**

Type	Name	Default	Description
Pressure	p		pressure [Pa]
Temperature	T		temperature [K]
Integer	region	0	if 0, region is unknown, otherwise known and this input

Outputs

Type	Name	Description
SpecificHeatCapacity	cp	specific heat capacity [J/(kg.K)]

Modelica.Media.Water.IF97_Utilities.beta_props_pT

isobaric expansion coefficient as function of pressure and temperature



Inputs

Type	Name	Default	Description
Pressure	p		pressure [Pa]
Temperature	T		temperature [K]
IF97BaseTwoPhase	aux		auxiliary record

Outputs

Type	Name	Description
RelativePressureCoefficient	beta	isobaric expansion coefficient [1/K]

Modelica.Media.Water.IF97_Uilities.beta_pT

isobaric expansion coefficient as function of pressure and temperature

**Inputs**

Type	Name	Default	Description
Pressure	p		pressure [Pa]
Temperature	T		temperature [K]
Integer	region	0	if 0, region is unknown, otherwise known and this input

Outputs

Type	Name	Description
RelativePressureCoefficient	beta	isobaric expansion coefficient [1/K]

Modelica.Media.Water.IF97_Uilities.kappa_props_pT

isothermal compressibility factor as function of pressure and temperature

**Inputs**

Type	Name	Default	Description
Pressure	p		pressure [Pa]
Temperature	T		temperature [K]
IF97BaseTwoPhase	aux		auxiliary record

Outputs

Type	Name	Description
IsothermalCompressibility	kappa	isothermal compressibility factor [1/Pa]

Modelica.Media.Water.IF97_Uilities.kappa_pT

isothermal compressibility factor as function of pressure and temperature



Inputs

Type	Name	Default	Description
Pressure	p		pressure [Pa]
Temperature	T		temperature [K]
Integer	region	0	if 0, region is unknown, otherwise known and this input

Outputs

Type	Name	Description
IsothermalCompressibility	kappa	isothermal compressibility factor [1/Pa]

Modelica.Media.Water.IF97_Uilities.velocityOfSound_props_pT

speed of sound as function of pressure and temperature

**Inputs**

Type	Name	Default	Description
Pressure	p		pressure [Pa]
Temperature	T		temperature [K]
IF97BaseTwoPhase	aux		auxiliary record

Outputs

Type	Name	Description
Velocity	v_sound	speed of sound [m/s]

Modelica.Media.Water.IF97_Uilities.velocityOfSound_pT

speed of sound as function of pressure and temperature

**Inputs**

Type	Name	Default	Description
Pressure	p		pressure [Pa]
Temperature	T		temperature [K]
Integer	region	0	if 0, region is unknown, otherwise known and this input

Outputs

Type	Name	Description
Velocity	v_sound	speed of sound [m/s]

Modelica.Media.Water.IF97_Uilities.isentropicExponent_props_pT

isentropic exponent as function of pressure and temperature



Inputs

Type	Name	Default	Description
Pressure	p		pressure [Pa]
Temperature	T		temperature [K]
IF97BaseTwoPhase	aux		auxiliary record

Outputs

Type	Name	Description
Real	gamma	isentropic exponent

Modelica.Media.Water.IF97_Uilities.isentropicExponent_pT

isentropic exponent as function of pressure and temperature

**Inputs**

Type	Name	Default	Description
Pressure	p		pressure [Pa]
Temperature	T		temperature [K]
Integer	region	0	if 0, region is unknown, otherwise known and this input

Outputs

Type	Name	Description
Real	gamma	isentropic exponent

Modelica.Media.Water.IF97_Uilities.waterBaseProp_dT

intermediate property record for water (d and T preferred states)

**Inputs**

Type	Name	Default	Description
Density	rho		density [kg/m3]
Temperature	T		temperature [K]
Integer	phase	0	phase: 2 for two-phase, 1 for one phase, 0 if unknown
Integer	region	0	if 0, do region computation, otherwise assume the region is this input

Outputs

Type	Name	Description
IF97BaseTwoPhase	aux	auxiliary record

Modelica.Media.Water.IF97_Uilities.h_props_dT

specific enthalpy as function of density and temperature



Inputs

Type	Name	Default	Description
Density	d		density [kg/m3]
Temperature	T		Temperature [K]
IF97BaseTwoPhase	aux		auxiliary record

Outputs

Type	Name	Description
SpecificEnthalpy	h	specific enthalpy [J/kg]

Modelica.Media.Water.IF97_Utilities.h_dT

specific enthalpy as function of density and temperature

f

Inputs

Type	Name	Default	Description
Density	d		density [kg/m3]
Temperature	T		Temperature [K]
Integer	phase	0	2 for two-phase, 1 for one-phase, 0 if not known
Integer	region	0	if 0, region is unknown, otherwise known and this input

Outputs

Type	Name	Description
SpecificEnthalpy	h	specific enthalpy [J/kg]

Modelica.Media.Water.IF97_Utilities.h_dT_der

derivative function of h_dT

f

Inputs

Type	Name	Default	Description
Density	d		density [kg/m3]
Temperature	T		temperature [K]
IF97BaseTwoPhase	aux		auxiliary record
Real	d_der		derivative of density
Real	T_der		derivative of temperature

Outputs

Type	Name	Description
Real	h_der	derivative of specific enthalpy

Modelica.Media.Water.IF97_Uilities.p_props_dT

pressure as function of density and temperature

**Inputs**

Type	Name	Default	Description
Density	d		density [kg/m3]
Temperature	T		Temperature [K]
IF97BaseTwoPhase	aux		auxiliary record

Outputs

Type	Name	Description
Pressure	p	pressure [Pa]

Modelica.Media.Water.IF97_Uilities.p_dT

pressure as function of density and temperature

**Inputs**

Type	Name	Default	Description
Density	d		density [kg/m3]
Temperature	T		Temperature [K]
Integer	phase	0	2 for two-phase, 1 for one-phase, 0 if not known
Integer	region	0	if 0, region is unknown, otherwise known and this input

Outputs

Type	Name	Description
Pressure	p	pressure [Pa]

Modelica.Media.Water.IF97_Uilities.p_dT_der

derivative function of p_dT

**Inputs**

Type	Name	Default	Description
Density	d		density [kg/m3]
Temperature	T		temperature [K]
IF97BaseTwoPhase	aux		auxiliary record
Real	d_der		derivative of density
Real	T_der		derivative of temperature

Outputs

Type	Name	Description
Real	p_der	derivative of pressure

Modelica.Media.Water.IF97_Uilities.s_props_dT

specific entropy as function of density and temperature

**Inputs**

Type	Name	Default	Description
Density	d		density [kg/m3]
Temperature	T		Temperature [K]
IF97BaseTwoPhase	aux		auxiliary record

Outputs

Type	Name	Description
SpecificEntropy	s	specific entropy [J/(kg.K)]

Modelica.Media.Water.IF97_Uilities.s_dT

temperature as function of density and temperature

**Inputs**

Type	Name	Default	Description
Density	d		density [kg/m3]
Temperature	T		Temperature [K]
Integer	phase	0	2 for two-phase, 1 for one-phase, 0 if not known
Integer	region	0	if 0, region is unknown, otherwise known and this input

Outputs

Type	Name	Description
SpecificEntropy	s	specific entropy [J/(kg.K)]

Modelica.Media.Water.IF97_Uilities.cv_props_dT

specific heat capacity at constant volume as function of density and temperature

**Inputs**

Type	Name	Default	Description
Density	d		density [kg/m3]
Temperature	T		temperature [K]
IF97BaseTwoPhase	aux		auxiliary record

Outputs

Type	Name	Description
SpecificHeatCapacity	cv	specific heat capacity [J/(kg.K)]

Modelica.Media.Water.IF97_Uilities.cv_dT

specific heat capacity at constant volume as function of density and temperature

**Inputs**

Type	Name	Default	Description
Density	d		density [kg/m ³]
Temperature	T		temperature [K]
Integer	phase	0	2 for two-phase, 1 for one-phase, 0 if not known
Integer	region	0	if 0, region is unknown, otherwise known and this input

Outputs

Type	Name	Description
SpecificHeatCapacity	cv	specific heat capacity [J/(kg.K)]

Modelica.Media.Water.IF97_Uilities.cp_props_dT

specific heat capacity at constant pressure as function of density and temperature

**Inputs**

Type	Name	Default	Description
Density	d		density [kg/m ³]
Temperature	T		temperature [K]
IF97BaseTwoPhase	aux		auxiliary record

Outputs

Type	Name	Description
SpecificHeatCapacity	cp	specific heat capacity [J/(kg.K)]

Modelica.Media.Water.IF97_Uilities.cp_dT

specific heat capacity at constant pressure as function of density and temperature

**Inputs**

Type	Name	Default	Description
Density	d		density [kg/m ³]
Temperature	T		temperature [K]
Integer	phase	0	2 for two-phase, 1 for one-phase, 0 if not known
Integer	region	0	if 0, region is unknown, otherwise known and this input

Outputs

Type	Name	Description
SpecificHeatCapacity	cp	specific heat capacity [J/(kg.K)]

Modelica.Media.Water.IF97_Uilities.beta_props_dT

isobaric expansion coefficient as function of density and temperature

**Inputs**

Type	Name	Default	Description
Density	d		density [kg/m3]
Temperature	T		temperature [K]
IF97BaseTwoPhase	aux		auxiliary record

Outputs

Type	Name	Description
RelativePressureCoefficient	beta	isobaric expansion coefficient [1/K]

Modelica.Media.Water.IF97_Uilities.beta_dT

isobaric expansion coefficient as function of density and temperature

**Inputs**

Type	Name	Default	Description
Density	d		density [kg/m3]
Temperature	T		temperature [K]
Integer	phase	0	2 for two-phase, 1 for one-phase, 0 if not known
Integer	region	0	if 0, region is unknown, otherwise known and this input

Outputs

Type	Name	Description
RelativePressureCoefficient	beta	isobaric expansion coefficient [1/K]

Modelica.Media.Water.IF97_Uilities.kappa_props_dT

isothermal compressibility factor as function of density and temperature

**Inputs**

Type	Name	Default	Description
Density	d		density [kg/m3]
Temperature	T		temperature [K]
IF97BaseTwoPhase	aux		auxiliary record

Outputs

Type	Name	Description
IsothermalCompressibility	kappa	isothermal compressibility factor [1/Pa]

Modelica.Media.Water.IF97_Uilities.kappa_dT

isothermal compressibility factor as function of density and temperature

**Inputs**

Type	Name	Default	Description
Density	d		density [kg/m3]
Temperature	T		temperature [K]
Integer	phase	0	2 for two-phase, 1 for one-phase, 0 if not known
Integer	region	0	if 0, region is unknown, otherwise known and this input

Outputs

Type	Name	Description
IsothermalCompressibility	kappa	isothermal compressibility factor [1/Pa]

Modelica.Media.Water.IF97_Uilities.velocityOfSound_props_dT

speed of sound as function of density and temperature

**Inputs**

Type	Name	Default	Description
Density	d		density [kg/m3]
Temperature	T		temperature [K]
IF97BaseTwoPhase	aux		auxiliary record

Outputs

Type	Name	Description
Velocity	v_sound	speed of sound [m/s]

Modelica.Media.Water.IF97_Uilities.velocityOfSound_dT

speed of sound as function of density and temperature

**Inputs**

Type	Name	Default	Description
Density	d		density [kg/m3]
Temperature	T		temperature [K]
Integer	phase	0	2 for two-phase, 1 for one-phase, 0 if not known
Integer	region	0	if 0, region is unknown, otherwise known and this input

Outputs

Type	Name	Description
Velocity	v_sound	speed of sound [m/s]

Modelica.Media.Water.IF97_Uilities.isentropicExponent_props_dT

isentropic exponent as function of density and temperature

**Inputs**

Type	Name	Default	Description
Density	d		density [kg/m3]
Temperature	T		temperature [K]
IF97BaseTwoPhase	aux		auxiliary record

Outputs

Type	Name	Description
Real	gamma	isentropic exponent

Modelica.Media.Water.IF97_Uilities.isentropicExponent_dT

isentropic exponent as function of density and temperature

**Inputs**

Type	Name	Default	Description
Density	d		density [kg/m3]
Temperature	T		temperature [K]
Integer	phase	0	2 for two-phase, 1 for one-phase, 0 if not known
Integer	region	0	if 0, region is unknown, otherwise known and this input

Outputs

Type	Name	Description
Real	gamma	isentropic exponent

Modelica.Media.Water.IF97_Uilities.hl_p

compute the saturated liquid specific h(p)

**Inputs**

Type	Name	Default	Description
Pressure	p		pressure [Pa]

Outputs

Type	Name	Description
SpecificEnthalpy	h	specific enthalpy [J/kg]

Modelica.Media.Water.IF97_Uilities.hv_p

compute the saturated vapour specific h(p)

**Inputs**

Type	Name	Default	Description
Pressure	p		pressure [Pa]

Outputs

Type	Name	Description
SpecificEnthalpy	h	specific enthalpy [J/kg]

Modelica.Media.Water.IF97_Uilities.sl_p

compute the saturated liquid specific s(p)

**Inputs**

Type	Name	Default	Description
Pressure	p		pressure [Pa]

Outputs

Type	Name	Description
SpecificEntropy	s	specific entropy [J/(kg.K)]

Modelica.Media.Water.IF97_Uilities.sv_p

compute the saturated vapour specific s(p)

**Inputs**

Type	Name	Default	Description
Pressure	p		pressure [Pa]

Outputs

Type	Name	Description
SpecificEntropy	s	specific entropy [J/(kg.K)]

Modelica.Media.Water.IF97_Uilities.rhol_T

compute the saturated liquid d(T)

**Inputs**

Type	Name	Default	Description
Temperature	T		temperature [K]

Outputs

Type	Name	Description
Density	d	density of water at the boiling point [kg/m3]

Modelica.Media.Water.IF97_Uilities.rhov_T

compute the saturated vapour d(T)

**Inputs**

Type	Name	Default	Description
Temperature	T		temperature [K]

Outputs

Type	Name	Description
Density	d	density of steam at the condensation point [kg/m3]

Modelica.Media.Water.IF97_Uilities.rhol_p

compute the saturated liquid d(p)

**Inputs**

Type	Name	Default	Description
Pressure	p		saturation pressure [Pa]

Outputs

Type	Name	Description
Density	rho	density of steam at the condensation point [kg/m3]

Modelica.Media.Water.IF97_Uilities.rhov_p

compute the saturated vapour d(p)

**Inputs**

Type	Name	Default	Description
Pressure	p		saturation pressure [Pa]

Outputs

Type	Name	Description
Density	rho	density of steam at the condensation point [kg/m3]

Modelica.Media.Water.IF97_Uilities.dynamicViscosity

compute eta(d,T) in the one-phase region



Inputs

Type	Name	Default	Description
Density	d		density [kg/m ³]
Temperature	T		temperature (K) [K]
Pressure	p		pressure (only needed for region of validity) [Pa]
Integer	phase	0	2 for two-phase, 1 for one-phase, 0 if not known

Outputs

Type	Name	Description
DynamicViscosity	eta	dynamic viscosity [Pa.s]

Modelica.Media.Water.IF97_Uilities.thermalConductivitycompute $\lambda(d,T,p)$ in the one-phase region**Inputs**

Type	Name	Default	Description
Density	d		density [kg/m ³]
Temperature	T		temperature (K) [K]
Pressure	p		pressure [Pa]
Integer	phase	0	2 for two-phase, 1 for one-phase, 0 if not known
Boolean	industrialMethod	true	if true, the industrial method is used, otherwise the scientific one

Outputs

Type	Name	Description
ThermalConductivity	lambda	thermal conductivity [W/(m.K)]

Modelica.Media.Water.IF97_Uilities.surfaceTensioncompute $\sigma(T)$ at saturation T**Inputs**

Type	Name	Default	Description
Temperature	T		temperature (K) [K]

Outputs

Type	Name	Description
SurfaceTension	sigma	surface tension in SI units [N/m]

Modelica.Media.Water.IF97_Uilities.isentropicEnthalpy

isentropic specific enthalpy from p,s (preferably use dynamicIsentropicEnthalpy in dynamic simulation!)



Inputs

Type	Name	Default	Description
Pressure	p		pressure [Pa]
SpecificEntropy	s		specific entropy [J/(kg.K)]
Integer	phase	0	2 for two-phase, 1 for one-phase, 0 if not known
Integer	region	0	if 0, region is unknown, otherwise known and this input

Outputs

Type	Name	Description
SpecificEnthalpy	h	specific enthalpy [J/kg]

Modelica.Media.Water.IF97_Uilities.isentropicEnthalpy_props**Inputs**

Type	Name	Default	Description
Pressure	p		pressure [Pa]
SpecificEntropy	s		specific entropy [J/(kg.K)]
IF97BaseTwoPhase	aux		auxiliary record

Outputs

Type	Name	Description
SpecificEnthalpy	h	isentropic enthalpay [J/kg]

**Modelica.Media.Water.IF97_Uilities.isentropicEnthalpy_der**

derivative of isentropic specific enthalpy from p,s

Inputs

Type	Name	Default	Description
Pressure	p		pressure [Pa]
SpecificEntropy	s		specific entropy [J/(kg.K)]
IF97BaseTwoPhase	aux		auxiliary record
Real	p_der		pressure derivative
Real	s_der		entropy derivative

Outputs

Type	Name	Description
Real	h_der	specific enthalpy derivative

**Modelica.Media.Water.IF97_Uilities.dynamicIsentropicEnthalpy**

isentropic specific enthalpy from p,s and good guesses of d and T



Inputs

Type	Name	Default	Description
Pressure	p		pressure [Pa]
SpecificEntropy	s		specific entropy [J/(kg.K)]
Density	dguess		good guess density, e.g. from adjacent volume [kg/m3]
Temperature	Tguess		good guess temperature, e.g. from adjacent volume [K]
Integer	phase	0	2 for two-phase, 1 for one-phase, 0 if not known

Outputs

Type	Name	Description
SpecificEnthalpy	h	specific enthalpy [J/kg]

Modelica.Slunits

Library of type and unit definitions based on SI units according to ISO 31-1992

Information

This package provides predefined types, such as *Mass*, *Angle*, *Time*, based on the international standard on units, e.g.,

```

type Angle = Real(final quantity = "Angle",
                  final unit      = "rad",
                  displayUnit    = "deg");

```



as well as conversion functions from non SI-units to SI-units and vice versa in subpackage [Conversions](#).

For an introduction how units are used in the Modelica standard library with package Slunits, have a look at: [How to use Slunits](#).

Copyright © 1998-2007, Modelica Association and DLR.

*This Modelica package is **free** software; it can be redistributed and/or modified under the terms of the **Modelica license**, see the license conditions and the accompanying [disclaimer](#) [here](#).*

Package Content

Name	Description
 UsersGuide	User's Guide of Slunits Library
 Conversions	Conversion functions to/from non SI units and type definitions of non SI units
Angle	
SolidAngle	
Length	
PathLength	
Position	
Distance	
Breadth	
Height	
Thickness	

Radius	
Diameter	
Area	
Volume	
Time	
Duration	
AngularVelocity	
AngularAcceleration	
Velocity	
Acceleration	
Period	
Frequency	
AngularFrequency	
Wavelength	
Wavelenght	
WaveNumber	
CircularWaveNumber	
AmplitudeLevelDifference	
PowerLevelDifference	
DampingCoefficient	
LogarithmicDecrement	
AttenuationCoefficient	
PhaseCoefficient	
PropagationCoefficient	
Damping	
Mass	
Density	
RelativeDensity	
SpecificVolume	
LinearDensity	
SurfaceDensity	
Momentum	
Impulse	
AngularMomentum	
AngularImpulse	
MomentOfInertia	
Inertia	
Force	
TranslationalSpringConstant	
TranslationalDampingConstant	
Weight	
Torque	
ElectricalTorqueConstant	
MomentOfForce	

RotationalSpringConstant	
RotationalDampingConstant	
Pressure	
AbsolutePressure	
BulkModulus	
Stress	
NormalStress	
ShearStress	
Strain	
LinearStrain	
ShearStrain	
VolumeStrain	
PoissonNumber	
ModulusOfElasticity	
ShearModulus	
SecondMomentOfArea	
SecondPolarMomentOfArea	
SectionModulus	
CoefficientOfFriction	
DynamicViscosity	
KinematicViscosity	
SurfaceTension	
Work	
Energy	
EnergyDensity	
PotentialEnergy	
KineticEnergy	
Power	
EnergyFlowRate	
EnthalpyFlowRate	
Efficiency	
MassFlowRate	
VolumeFlowRate	
MomentumFlux	
AngularMomentumFlux	
ThermodynamicTemperature	Absolute temperature (use type TemperatureDifference for relative temperatures)
Temp_K	
Temperature	
TemperatureDifference	
Temp_C	
TemperatureSlope	
LinearTemperatureCoefficient	
QuadraticTemperatureCoefficient	

LinearExpansionCoefficient	
CubicExpansionCoefficient	
RelativePressureCoefficient	
PressureCoefficient	
Compressibility	
IsothermalCompressibility	
IsentropicCompressibility	
Heat	
HeatFlowRate	
HeatFlux	
DensityOfHeatFlowRate	
ThermalConductivity	
CoefficientOfHeatTransfer	
SurfaceCoefficientOfHeatTransfer	
ThermalInsulance	
ThermalResistance	
ThermalConductance	
ThermalDiffusivity	
HeatCapacity	
SpecificHeatCapacity	
SpecificHeatCapacityAtConstantPressure	
SpecificHeatCapacityAtConstantVolume	
SpecificHeatCapacityAtSaturation	
RatioOfSpecificHeatCapacities	
IsentropicExponent	
Entropy	
EntropyFlowRate	
SpecificEntropy	
InternalEnergy	
Enthalpy	
HelmholtzFreeEnergy	
GibbsFreeEnergy	
SpecificEnergy	
SpecificInternalEnergy	
SpecificEnthalpy	
SpecificHelmholtzFreeEnergy	
SpecificGibbsFreeEnergy	
MassieuFunction	
PlanckFunction	
DerDensityByEnthalpy	
DerDensityByPressure	
DerDensityByTemperature	
DerEnthalpyByPressure	
DerEnergyByDensity	

DerEnergyByPressure	
ElectricCurrent	
Current	
CurrentSlope	
ElectricCharge	
Charge	
VolumeDensityOfCharge	
SurfaceDensityOfCharge	
ElectricFieldStrength	
ElectricPotential	
Voltage	
PotentialDifference	
ElectromotiveForce	
VoltageSlope	
ElectricFluxDensity	
ElectricFlux	
Capacitance	
Permittivity	
PermittivityOfVacuum	
RelativePermittivity	
ElectricSusceptibility	
ElectricPolarization	
Electrization	
ElectricDipoleMoment	
CurrentDensity	
LinearCurrentDensity	
MagneticFieldStrength	
MagneticPotential	
MagneticPotentialDifference	
MagnetomotiveForce	
CurrentLinkage	
MagneticFluxDensity	
MagneticFlux	
MagneticVectorPotential	
Inductance	
SelfInductance	
MutualInductance	
CouplingCoefficient	
LeakageCoefficient	
Permeability	
PermeabilityOfVacuum	
RelativePermeability	
MagneticSusceptibility	
ElectromagneticMoment	

MagneticDipoleMoment	
Magnetization	
MagneticPolarization	
ElectromagneticEnergyDensity	
PoyntingVector	
Resistance	
Resistivity	
Conductivity	
Reluctance	
Permeance	
PhaseDifference	
Impedance	
ModulusOfImpedance	
Reactance	
QualityFactor	
LossAngle	
Conductance	
Admittance	
ModulusOfAdmittance	
Susceptance	
InstantaneousPower	
ActivePower	
ApparentPower	
ReactivePower	
PowerFactor	
Transconductance	
InversePotential	
RadiantEnergy	
RadiantEnergyDensity	
SpectralRadiantEnergyDensity	
RadiantPower	
RadiantEnergyFluenceRate	
RadiantIntensity	
Radiance	
RadiantExtiance	
Irradiance	
Emissivity	
SpectralEmissivity	
DirectionalSpectralEmissivity	
LuminousIntensity	
LuminousFlux	
QuantityOfLight	
Luminance	
LuminousExitance	

Illuminance	
LightExposure	
LuminousEfficacy	
SpectralLuminousEfficacy	
LuminousEfficiency	
SpectralLuminousEfficiency	
CIESpectralTristimulusValues	
ChromaticityCoordinates	
SpectralAbsorptionFactor	
SpectralReflectionFactor	
SpectralTransmissionFactor	
SpectralRadianceFactor	
LinearAttenuationCoefficient	
LinearAbsorptionCoefficient	
MolarAbsorptionCoefficient	
RefractiveIndex	
StaticPressure	
SoundPressure	
SoundParticleDisplacement	
SoundParticleVelocity	
SoundParticleAcceleration	
VelocityOfSound	
SoundEnergyDensity	
SoundPower	
SoundIntensity	
AcousticImpedance	
SpecificAcousticImpedance	
MechanicalImpedance	
SoundPressureLevel	
SoundPowerLevel	
DissipationCoefficient	
ReflectionCoefficient	
TransmissionCoefficient	
AcousticAbsorptionCoefficient	
SoundReductionIndex	
EquivalentAbsorptionArea	
ReverberationTime	
LoudnessLevel	
Loudness	
RelativeAtomicMass	
RelativeMolecularMass	
NumberOfMolecules	
AmountOfSubstance	
MolarMass	

MolarVolume	
MolarInternalEnergy	
MolarHeatCapacity	
MolarEntropy	
MolarFlowRate	
NumberDensityOfMolecules	
MolecularConcentration	
MassConcentration	
MassFraction	
Concentration	
VolumeFraction	
MoleFraction	
ChemicalPotential	
AbsoluteActivity	
PartialPressure	
Fugacity	
StandardAbsoluteActivity	
ActivityCoefficient	
ActivityOfSolute	
ActivityCoefficientOfSolute	
StandardAbsoluteActivityOfSolute	
ActivityOfSolvent	
OsmoticCoefficientOfSolvent	
StandardAbsoluteActivityOfSolvent	
OsmoticPressure	
StoichiometricNumber	
Affinity	
MassOfMolecule	
ElectricDipoleMomentOfMolecule	
ElectricPolarizabilityOfAMolecule	
MicrocanonicalPartitionFunction	
CanonicalPartitionFunction	
GrandCanonicalPartitionFunction	
MolecularPartitionFunction	
StatisticalWeight	
MeanFreePath	
DiffusionCoefficient	
ThermalDiffusionRatio	
ThermalDiffusionFactor	
ThermalDiffusionCoefficient	
ElementaryCharge	
ChargeNumberOfIon	
FaradayConstant	
IonicStrength	

DegreeOfDissociation	
ElectrolyticConductivity	
MolarConductivity	
TransportNumberOfIonic	
ProtonNumber	
NeutronNumber	
NucleonNumber	
AtomicMassConstant	
MassOfElectron	
MassOfProton	
MassOfNeutron	
HartreeEnergy	
MagneticMomentOfParticle	
BohrMagneton	
NuclearMagneton	
GyromagneticCoefficient	
GFactorOfAtom	
GFactorOfNucleus	
LarmorAngularFrequency	
NuclearPrecessionAngularFrequency	
CyclotronAngularFrequency	
NuclearQuadrupoleMoment	
NuclearRadius	
ElectronRadius	
ComptonWavelength	
MassExcess	
MassDefect	
RelativeMassExcess	
RelativeMassDefect	
PackingFraction	
BindingFraction	
MeanLife	
LevelWidth	
Activity	
SpecificActivity	
DecayConstant	
HalfLife	
AlphaDisintegrationEnergy	
MaximumBetaParticleEnergy	
BetaDisintegrationEnergy	
ReactionEnergy	
ResonanceEnergy	
CrossSection	
TotalCrossSection	

AngularCrossSection	
SpectralCrossSection	
SpectralAngularCrossSection	
MacroscopicCrossSection	
TotalMacroscopicCrossSection	
ParticleFluence	
ParticleFluenceRate	
EnergyFluence	
EnergyFluenceRate	
CurrentDensityOfParticles	
MassAttenuationCoefficient	
MolarAttenuationCoefficient	
AtomicAttenuationCoefficient	
HalfThickness	
TotalLinearStoppingPower	
TotalAtomicStoppingPower	
TotalMassStoppingPower	
MeanLinearRange	
MeanMassRange	
LinearIonization	
TotalIonization	
Mobility	
IonNumberDensity	
RecombinationCoefficient	
NeutronNumberDensity	
NeutronSpeed	
NeutronFluenceRate	
TotalNeutronSourceDensity	
SlowingDownDensity	
ResonanceEscapeProbability	
Lethargy	
SlowingDownArea	
DiffusionArea	
MigrationArea	
SlowingDownLength	
DiffusionLength	
MigrationLength	
NeutronYieldPerFission	
NeutronYieldPerAbsorption	
FastFissionFactor	
ThermalUtilizationFactor	
NonLeakageProbability	
Reactivity	
ReactorTimeConstant	

EnergyImparted	
MeanEnergyImparted	
SpecificEnergyImparted	
AbsorbedDose	
DoseEquivalent	
AbsorbedDoseRate	
LinearEnergyTransfer	
Kerma	
KermaRate	
MassEnergyTransferCoefficient	
Exposure	
ExposureRate	
ReynoldsNumber	
EulerNumber	
FroudeNumber	
GrashofNumber	
WeberNumber	
MachNumber	
KnudsenNumber	
StrouhalNumber	
FourierNumber	
PecletNumber	
RayleighNumber	
NusseltNumber	
BiotNumber	
StantonNumber	
FourierNumberOfMassTransfer	
PecletNumberOfMassTransfer	
GrashofNumberOfMassTransfer	
NusseltNumberOfMassTransfer	
StantonNumberOfMassTransfer	
PrandtlNumber	
SchmidtNumber	
LewisNumber	
MagneticReynoldsNumber	
AlfvenNumber	
HartmannNumber	
CowlingNumber	
BraggAngle	
OrderOfReflexion	
ShortRangeOrderParameter	
LongRangeOrderParameter	
DebyeWallerFactor	
CircularWavenumber	

FermiCircularWavenumber	
DebyeCircularWavenumber	
DebyeCircularFrequency	
DebyeTemperature	
SpectralConcentration	
GrueneisenParameter	
MadelungConstant	
DensityOfStates	
ResidualResistivity	
LorenzCoefficient	
HallCoefficient	
ThermoelectromotiveForce	
SeebeckCoefficient	
PeltierCoefficient	
ThomsonCoefficient	
RichardsonConstant	
FermiEnergy	
GapEnergy	
DonorIonizationEnergy	
AcceptorIonizationEnergy	
FermiTemperature	
ElectronNumberDensity	
HoleNumberDensity	
IntrinsicNumberDensity	
DonorNumberDensity	
AcceptorNumberDensity	
EffectiveMass	
MobilityRatio	
RelaxationTime	
CarrierLifeTime	
ExchangeIntegral	
CurieTemperature	
NeelTemperature	
LondonPenetrationDepth	
CoherenceLength	
LandauGinzburgParameter	
FluxiodQuantum	

Types and constants

```

type Angle = Real (
  final quantity="Angle",
  final unit="rad",
  displayUnit="deg");

```

```

type SolidAngle = Real (final quantity="SolidAngle", final unit="sr");

```

```
type Length = Real (final quantity="Length", final unit="m");

type PathLength = Length;

type Position = Length;

type Distance = Length (min=0);

type Breadth = Length(min=0);

type Height = Length(min=0);

type Thickness = Length(min=0);

type Radius = Length(min=0);

type Diameter = Length(min=0);

type Area = Real (final quantity="Area", final unit="m2");

type Volume = Real (final quantity="Volume", final unit="m3");

type Time = Real (final quantity="Time", final unit="s");

type Duration = Time;

type AngularVelocity = Real (
  final quantity="AngularVelocity",
  final unit="rad/s");

type AngularAcceleration = Real (final quantity="AngularAcceleration", final
unit
    = "rad/s2");

type Velocity = Real (final quantity="Velocity", final unit="m/s");

type Acceleration = Real (final quantity="Acceleration", final unit="m/s2");

type Period = Real (final quantity="Time", final unit="s");

type Frequency = Real (final quantity="Frequency", final unit="Hz");

type AngularFrequency = Real (final quantity="AngularFrequency", final unit=
    "rad/s");

type Wavelength = Real (final quantity="Wavelength", final unit="m");

type Wavelenght = Wavelength;

type WaveNumber = Real (final quantity="WaveNumber", final unit="m-1");

type CircularWaveNumber = Real (final quantity="CircularWaveNumber", final
```

```

unit
    =      "rad/m");

type AmplitudeLevelDifference = Real (final quantity=
    "AmplitudeLevelDifference", final unit="dB");

type PowerLevelDifference = Real (final quantity="PowerLevelDifference",
    final unit="dB");

type DampingCoefficient = Real (final quantity="DampingCoefficient", final
unit
    =      "s-1");

type LogarithmicDecrement = Real (final quantity="LogarithmicDecrement",
    final unit="1/S");

type AttenuationCoefficient = Real (final quantity="AttenuationCoefficient",
    final unit="m-1");

type PhaseCoefficient = Real (final quantity="PhaseCoefficient", final unit=
    "m-1");

type PropagationCoefficient = Real (final quantity="PropagationCoefficient",
    final unit="m-1");

type Damping = DampingCoefficient;

type Mass = Real (
    quantity="Mass",
    final unit="kg",
    min=0);

type Density = Real (
    final quantity="Density",
    final unit="kg/m3",
    displayUnit="g/cm3",
    min=0);

type RelativeDensity = Real (
    final quantity="RelativeDensity",
    final unit="1",
    min=0);

type SpecificVolume = Real (
    final quantity="SpecificVolume",
    final unit="m3/kg",
    min=0);

type LinearDensity = Real (
    final quantity="LinearDensity",
    final unit="kg/m",
    min=0);

type SurfaceDensity = Real (
    final quantity="SurfaceDensity",

```

```
    final unit="kg/m2",
    min=0);

type Momentum = Real (final quantity="Momentum", final unit="kg.m/s");

type Impulse = Real (final quantity="Impulse", final unit="N.s");

type AngularMomentum = Real (final quantity="AngularMomentum", final unit=
    "kg.m2/s");

type AngularImpulse = Real (final quantity="AngularImpulse", final unit=
    "N.m.s");

type MomentOfInertia = Real (final quantity="MomentOfInertia", final unit=
    "kg.m2");

type Inertia = MomentOfInertia;

type Force = Real (final quantity="Force", final unit="N");

type TranslationalSpringConstant=Real(final
quantity="TranslationalSpringConstant", final unit
    =
    "N/m");

type TranslationalDampingConstant=Real(final
quantity="TranslationalDampingConstant", final unit
    =
    "N.s/m");

type Weight = Force;

type Torque = Real (final quantity="Torque", final unit="N.m");

type ElectricalTorqueConstant = Real(final
quantity="ElectricalTorqueConstant", final unit
    =
    "N.m/A");

type MomentOfForce = Torque;

type RotationalSpringConstant=Real(final quantity="RotationalSpringConstant",
final unit
    =
    "N.m/rad");

type RotationalDampingConstant=Real(final
quantity="RotationalDampingConstant", final unit
    =
    "N.m.s/rad");

type Pressure = Real (
    final quantity="Pressure",
    final unit="Pa",
```

```

    displayUnit="bar");

type AbsolutePressure = Pressure (min=0);

type BulkModulus = AbsolutePressure;

type Stress = Real (final unit="Pa");

type NormalStress = Stress;

type ShearStress = Stress;

type Strain = Real (final quantity="Strain", final unit="1");

type LinearStrain = Strain;

type ShearStrain = Strain;

type VolumeStrain = Real (final quantity="VolumeStrain", final unit="1");

type PoissonNumber = Real (final quantity="PoissonNumber", final unit="1");

type ModulusOfElasticity = Stress;

type ShearModulus = Stress;

type SecondMomentOfArea = Real (final quantity="SecondMomentOfArea", final
unit
    = "m4");

type SecondPolarMomentOfArea = SecondMomentOfArea;

type SectionModulus = Real (final quantity="SectionModulus", final unit="m3");

type CoefficientOfFriction = Real (final quantity="CoefficientOfFriction",
    final unit="1");

type DynamicViscosity = Real (
    final quantity="DynamicViscosity",
    final unit="Pa.s",
    min=0);

type KinematicViscosity = Real (
    final quantity="KinematicViscosity",
    final unit="m2/s",
    min=0);

type SurfaceTension = Real (final quantity="SurfaceTension", final
unit="N/m");

type Work = Real (final quantity="Work", final unit="J");

type Energy = Real (final quantity="Energy", final unit="J");

```

```
type EnergyDensity = Real (final quantity="EnergyDensity", final unit="J/m3");

type PotentialEnergy = Energy;

type KineticEnergy = Energy;

type Power = Real (final quantity="Power", final unit="W");

type EnergyFlowRate = Power;

type EnthalpyFlowRate = Real (final quantity="EnthalpyFlowRate", final unit=
    "W");

type Efficiency = Real (
    final quantity="Efficiency",
    final unit="1",
    min=0);

type MassFlowRate = Real (quantity="MassFlowRate", final unit="kg/s");

type VolumeFlowRate = Real (final quantity="VolumeFlowRate", final unit=
    "m3/s");

type MomentumFlux = Real (final quantity="MomentumFlux", final unit="N");

type AngularMomentumFlux = Real (final quantity="AngularMomentumFlux", final
unit
    = "N.m");

type ThermodynamicTemperature = Real (
    final quantity="ThermodynamicTemperature",
    final unit="K",
    min = 0,
    displayUnit="degC")
    "Absolute temperature (use type TemperatureDifference for relative
    temperatures)";

type Temp_K = ThermodynamicTemperature;

type Temperature = ThermodynamicTemperature;

type TemperatureDifference = Real (
    final quantity="ThermodynamicTemperature",
    final unit="K");

type Temp_C = Modelica.Slunits.Conversions.NonSlunits.Temperature_degC;

type TemperatureSlope = Real (final quantity="TemperatureSlope",
    final unit="K/s");

type LinearTemperatureCoefficient = Real (final quantity =
    "LinearTemperatureCoefficient", final unit
    =
    "1/K");
```

```

    type QuadraticTemperatureCoefficient = Real (final quantity =
"QuadraticTemperatureCoefficient", final unit
    =
    "1/K2");

    type LinearExpansionCoefficient = Real (final quantity=
    "LinearExpansionCoefficient", final unit="1/K");

    type CubicExpansionCoefficient = Real (final quantity=
    "CubicExpansionCoefficient", final unit="1/K");

    type RelativePressureCoefficient = Real (final quantity=
    "RelativePressureCoefficient", final unit="1/K");

    type PressureCoefficient = Real (final quantity="PressureCoefficient", final
unit
    =
    "Pa/K");

    type Compressibility = Real (final quantity="Compressibility", final unit=
    "1/Pa");

    type IsothermalCompressibility = Compressibility;

    type IsentropicCompressibility = Compressibility;

    type Heat = Real (final quantity="Energy", final unit="J");

    type HeatFlowRate = Real (final quantity="Power", final unit="W");

    type HeatFlux = Real (final quantity="HeatFlux", final unit="W/m2");

    type DensityOfHeatFlowRate = Real (final quantity="DensityOfHeatFlowRate",
    final unit="W/m2");

    type ThermalConductivity = Real (final quantity="ThermalConductivity", final
unit
    =
    "W/(m.K)");

    type CoefficientOfHeatTransfer = Real (final quantity=
    "CoefficientOfHeatTransfer", final unit="W/(m2.K)");

    type SurfaceCoefficientOfHeatTransfer = CoefficientOfHeatTransfer;

    type ThermalInsulance = Real (final quantity="ThermalInsulance", final unit=
    "m2.K/W");

    type ThermalResistance = Real (final quantity="ThermalResistance", final unit
    =
    "K/W");

    type ThermalConductance = Real (final quantity="ThermalConductance", final
unit
    =
    "W/K");

    type ThermalDiffusivity = Real (final quantity="ThermalDiffusivity", final

```

```
unit
    =      "m2/s");

type HeatCapacity = Real (final quantity="HeatCapacity", final unit="J/K");

type SpecificHeatCapacity = Real (final quantity="SpecificHeatCapacity",
    final unit="J/(kg.K)");

type SpecificHeatCapacityAtConstantPressure = SpecificHeatCapacity;

type SpecificHeatCapacityAtConstantVolume = SpecificHeatCapacity;

type SpecificHeatCapacityAtSaturation = SpecificHeatCapacity;

type RatioOfSpecificHeatCapacities = Real (final quantity=
    "RatioOfSpecificHeatCapacities", final unit="1");

type IsentropicExponent = Real (final quantity="IsentropicExponent", final
unit
    =      "1");

type Entropy = Real (final quantity="Entropy", final unit="J/K");

type EntropyFlowRate = Real (final quantity="EntropyFlowRate", final unit="J/
(K.s)");

type SpecificEntropy = Real (final quantity="SpecificEntropy", final unit=
    "J/(kg.K)");

type InternalEnergy = Heat;

type Enthalpy = Heat;

type HelmholtzFreeEnergy = Heat;

type GibbsFreeEnergy = Heat;

type SpecificEnergy = Real (final quantity="SpecificEnergy", final unit=
    "J/kg");

type SpecificInternalEnergy = SpecificEnergy;

type SpecificEnthalpy = SpecificEnergy;

type SpecificHelmholtzFreeEnergy = SpecificEnergy;

type SpecificGibbsFreeEnergy = SpecificEnergy;

type MassieuFunction = Real (final quantity="MassieuFunction", final unit=
    "J/K");

type PlanckFunction = Real (final quantity="PlanckFunction", final
unit="J/K");
```

```

type DerDensityByEnthalpy = Real (final unit="kg.s2/m5");

type DerDensityByPressure = Real (final unit="s2/m2");

type DerDensityByTemperature = Real (final unit="kg/(m3.K)");

type DerEnthalpyByPressure = Real (final unit="J.m.s2/kg2");

type DerEnergyByDensity = Real (final unit="J.m3/kg");

type DerEnergyByPressure = Real (final unit="J.m.s2/kg");

type ElectricCurrent = Real (final quantity="ElectricCurrent", final
unit="A");

type Current = ElectricCurrent;

type CurrentSlope = Real (final quantity="CurrentSlope", final unit="A/s");

type ElectricCharge = Real (final quantity="ElectricCharge", final unit="C");

type Charge = ElectricCharge;

type VolumeDensityOfCharge = Real (
  final quantity="VolumeDensityOfCharge",
  final unit="C/m3",
  min=0);

type SurfaceDensityOfCharge = Real (
  final quantity="SurfaceDensityOfCharge",
  final unit="C/m2",
  min=0);

type ElectricFieldStrength = Real (final quantity="ElectricFieldStrength",
  final unit="V/m");

type ElectricPotential = Real (final quantity="ElectricPotential", final unit
= "V");

type Voltage = ElectricPotential;

type PotentialDifference = ElectricPotential;

type ElectromotiveForce = ElectricPotential;

type VoltageSlope = Real (final quantity="VoltageSlope", final unit="V/s");

type ElectricFluxDensity = Real (final quantity="ElectricFluxDensity", final
unit
= "C/m2");

type ElectricFlux = Real (final quantity="ElectricFlux", final unit="C");

```

```
type Capacitance = Real (
  final quantity="Capacitance",
  final unit="F",
  min=0);

type Permittivity = Real (
  final quantity="Permittivity",
  final unit="F/m",
  min=0);

type PermittivityOfVacuum = Permittivity;

type RelativePermittivity = Real (final quantity="RelativePermittivity",
  final unit="1");

type ElectricSusceptibility = Real (final quantity="ElectricSusceptibility",
  final unit="1");

type ElectricPolarization = Real (final quantity="ElectricPolarization",
  final unit="C/m2");

type Electrization = Real (final quantity="Electrization", final unit="V/m");

type ElectricDipoleMoment = Real (final quantity="ElectricDipoleMoment",
  final unit="C.m");

type CurrentDensity = Real (final quantity="CurrentDensity", final unit=
  "A/m2");

type LinearCurrentDensity = Real (final quantity="LinearCurrentDensity",
  final unit="A/m");

type MagneticFieldStrength = Real (final quantity="MagneticFieldStrength",
  final unit="A/m");

type MagneticPotential = Real (final quantity="MagneticPotential", final unit
=
"A");

type MagneticPotentialDifference = Real (final quantity=
  "MagneticPotential", final unit="A");

type MagnetomotiveForce = Real (final quantity="MagnetomotiveForce", final
unit
=
  "A");

type CurrentLinkage = Real (final quantity="CurrentLinkage", final unit="A");

type MagneticFluxDensity = Real (final quantity="MagneticFluxDensity", final
unit
=
  "T");

type MagneticFlux = Real (final quantity="MagneticFlux", final unit="Wb");
```

```

type MagneticVectorPotential = Real (final quantity="MagneticVectorPotential",
    final unit="Wb/m");

type Inductance = Real (
    final quantity="Inductance",
    final unit="H");

type SelfInductance = Inductance(min=0);

type MutualInductance = Inductance;

type CouplingCoefficient = Real (final quantity="CouplingCoefficient", final
unit
    = "1");

type LeakageCoefficient = Real (final quantity="LeakageCoefficient", final
unit
    = "1");

type Permeability = Real (final quantity="Permeability", final unit="H/m");

type PermeabilityOfVacuum = Permeability;

type RelativePermeability = Real (final quantity="RelativePermeability",
    final unit="1");

type MagneticSusceptibility = Real (final quantity="MagneticSusceptibility",
    final unit="1");

type ElectromagneticMoment = Real (final quantity="ElectromagneticMoment",
    final unit="A.m2");

type MagneticDipoleMoment = Real (final quantity="MagneticDipoleMoment",
    final unit="Wb.m");

type Magnetization = Real (final quantity="Magnetization", final unit="A/m");

type MagneticPolarization = Real (final quantity="MagneticPolarization",
    final unit="T");

type ElectromagneticEnergyDensity = Real (final quantity="EnergyDensity",
    final unit="J/m3");

type PoyntingVector = Real (final quantity="PoyntingVector", final unit=
    "W/m2");

type Resistance = Real (
    final quantity="Resistance",
    final unit="Ohm");

type Resistivity = Real (final quantity="Resistivity", final unit="Ohm.m");

type Conductivity = Real (final quantity="Conductivity", final unit="S/m");

```

```
type Reluctance = Real (final quantity="Reluctance", final unit="H-1");

type Permeance = Real (final quantity="Permeance", final unit="H");

type PhaseDifference = Real (
  final quantity="Angle",
  final unit="rad",
  displayUnit="deg");

type Impedance = Resistance;

type ModulusOfImpedance = Resistance;

type Reactance = Resistance;

type QualityFactor = Real (final quantity="QualityFactor", final unit="1");

type LossAngle = Real (
  final quantity="Angle",
  final unit="rad",
  displayUnit="deg");

type Conductance = Real (
  final quantity="Conductance",
  final unit="S");

type Admittance = Conductance;

type ModulusOfAdmittance = Conductance;

type Susceptance = Conductance;

type InstantaneousPower = Real (final quantity="Power", final unit="W");

type ActivePower = Real (final quantity="Power", final unit="W");

type ApparentPower = Real (final quantity="Power", final unit="VA");

type ReactivePower = Real (final quantity="Power", final unit="var");

type PowerFactor = Real (final quantity="PowerFactor", final unit="1");

type Transconductance = Real (final quantity="Transconductance", final unit=
  "A/V2");

type InversePotential = Real (final quantity="InversePotential", final unit=
  "1/V");

type RadiantEnergy = Real (final quantity="Energy", final unit="J");

type RadiantEnergyDensity = Real (final quantity="EnergyDensity", final unit=
  "J/m3");
```

```

type SpectralRadiantEnergyDensity = Real (final quantity=
    "SpectralRadiantEnergyDensity", final unit="J/m4");

type RadiantPower = Real (final quantity="Power", final unit="W");

type RadiantEnergyFluenceRate = Real (final quantity=
    "RadiantEnergyFluenceRate", final unit="W/m2");

type RadiantIntensity = Real (final quantity="RadiantIntensity", final unit=
    "W/sr");

type Radiance = Real (final quantity="Radiance", final unit="W/(sr.m2)");

type RadiantExtiance = Real (final quantity="RadiantExtiance", final unit=
    "W/m2");

type Irradiance = Real (final quantity="Irradiance", final unit="W/m2");

type Emissivity = Real (final quantity="Emissivity", final unit="1");

type SpectralEmissivity = Real (final quantity="SpectralEmissivity", final
unit
    = "1");

type DirectionalSpectralEmissivity = Real (final quantity=
    "DirectionalSpectralEmissivity", final unit="1");

type LuminousIntensity = Real (final quantity="LuminousIntensity", final unit
    = "cd");

type LuminousFlux = Real (final quantity="LuminousFlux", final unit="lm");

type QuantityOfLight = Real (final quantity="QuantityOfLight", final unit=
    "lm.s");

type Luminance = Real (final quantity="Luminance", final unit="cd/m2");

type LuminousExitance = Real (final quantity="LuminousExitance", final unit=
    "lm/m2");

type Illuminance = Real (final quantity="Illuminance", final unit="lx");

type LightExposure = Real (final quantity="LightExposure", final unit="lx.s");

type LuminousEfficacy = Real (final quantity="LuminousEfficacy", final unit=
    "lm/W");

type SpectralLuminousEfficacy = Real (final quantity=
    "SpectralLuminousEfficacy", final unit="lm/W");

type LuminousEfficiency = Real (final quantity="LuminousEfficiency", final
unit
    = "1");

```

```
type SpectralLuminousEfficiency = Real (final quantity=
    "SpectralLuminousEfficiency", final unit="1");

type CIESpectralTristimulusValues = Real (final quantity=
    "CIESpectralTristimulusValues", final unit="1");

type ChromaticityCoordinates = Real (final quantity="ChromaticityCoordinates",
    final unit="1");

type SpectralAbsorptionFactor = Real (final quantity=
    "SpectralAbsorptionFactor", final unit="1");

type SpectralReflectionFactor = Real (final quantity=
    "SpectralReflectionFactor", final unit="1");

type SpectralTransmissionFactor = Real (final quantity=
    "SpectralTransmissionFactor", final unit="1");

type SpectralRadianceFactor = Real (final quantity="SpectralRadianceFactor",
    final unit="1");

type LinearAttenuationCoefficient = Real (final quantity=
    "AttenuationCoefficient", final unit="m-1");

type LinearAbsorptionCoefficient = Real (final quantity=
    "LinearAbsorptionCoefficient", final unit="m-1");

type MolarAbsorptionCoefficient = Real (final quantity=
    "MolarAbsorptionCoefficient", final unit="m2/mol");

type RefractiveIndex = Real (final quantity="RefractiveIndex", final
unit="1");

type StaticPressure = Real (
    final quantity="Pressure",
    final unit="Pa",
    displayUnit="bar",
    min=0);

type SoundPressure = StaticPressure;

type SoundParticleDisplacement = Real (final quantity="Length", final unit=
    "m");

type SoundParticleVelocity = Real (final quantity="Velocity", final unit=
    "m/s");

type SoundParticleAcceleration = Real (final quantity="Acceleration", final
unit
    = "m/s2");

type VelocityOfSound = Real (final quantity="Velocity", final unit="m/s");

type SoundEnergyDensity = Real (final quantity="EnergyDensity", final unit=
```

```

    "J/m3");

type SoundPower = Real (final quantity="Power", final unit="W");

type SoundIntensity = Real (final quantity="SoundIntensity", final unit=
    "W/m2");

type AcousticImpedance = Real (final quantity="AcousticImpedance", final unit
    = "Pa.s/m3");

type SpecificAcousticImpedance = Real (final quantity=
    "SpecificAcousticImpedance", final unit="Pa.s/m");

type MechanicalImpedance = Real (final quantity="MechanicalImpedance", final
unit
    = "N.s/m");

type SoundPressureLevel = Real (final quantity="SoundPressureLevel", final
unit
    = "dB");

type SoundPowerLevel = Real (final quantity="SoundPowerLevel", final unit=
    "dB");

type DissipationCoefficient = Real (final quantity="DissipationCoefficient",
    final unit="1");

type ReflectionCoefficient = Real (final quantity="ReflectionCoefficient",
    final unit="1");

type TransmissionCoefficient = Real (final quantity="TransmissionCoefficient",
    final unit="1");

type AcousticAbsorptionCoefficient = Real (final quantity=
    "AcousticAbsorptionCoefficient", final unit="1");

type SoundReductionIndex = Real (final quantity="SoundReductionIndex", final
unit
    = "dB");

type EquivalentAbsorptionArea = Real (final quantity="Area", final unit="m2");

type ReverberationTime = Real (final quantity="Time", final unit="s");

type LoudnessLevel = Real (final quantity="LoudnessLevel", final unit=
    "phon");

type Loudness = Real (final quantity="Loudness", final unit="sone");

type RelativeAtomicMass = Real (final quantity="RelativeAtomicMass", final
unit
    = "1");

type RelativeMolecularMass = Real (final quantity="RelativeMolecularMass",

```

```
    final unit="1");

type NumberOfMolecules = Real (final quantity="NumberOfMolecules", final unit
=   "1");

type AmountOfSubstance = Real (
    final quantity="AmountOfSubstance",
    final unit="mol",
    min=0);

type MolarMass = Real (final quantity="MolarMass", final unit="kg/mol",min=0);

type MolarVolume = Real (final quantity="MolarVolume", final unit="m3/mol",
min=0);

type MolarInternalEnergy = Real (final quantity="MolarInternalEnergy", final
unit
=   "J/mol");

type MolarHeatCapacity = Real (final quantity="MolarHeatCapacity", final unit
=   "J/(mol.K)");

type MolarEntropy = Real (final quantity="MolarEntropy", final unit=
    "J/(mol.K)");

type MolarFlowRate = Real (final quantity="MolarFlowRate", final unit=
    "mol/s");

type NumberDensityOfMolecules = Real (final quantity=
    "NumberDensityOfMolecules", final unit="m-3");

type MolecularConcentration = Real (final quantity="MolecularConcentration",
    final unit="m-3");

type MassConcentration = Real (final quantity="MassConcentration", final unit
=   "kg/m3");

type MassFraction = Real (final quantity="MassFraction", final unit="1");

type Concentration = Real (final quantity="Concentration", final unit=
    "mol/m3");

type VolumeFraction = Real (final quantity="VolumeFraction", final unit="1");

type MoleFraction = Real (final quantity="MoleFraction", final unit="1");

type ChemicalPotential = Real (final quantity="ChemicalPotential", final unit
=   "J/mol");

type AbsoluteActivity = Real (final quantity="AbsoluteActivity", final unit=
    "1");

type PartialPressure = Real (
    final quantity="Pressure",
```

```
    final unit="Pa",
    displayUnit="bar",
    min=0);

type Fugacity = Real (final quantity="Fugacity", final unit="Pa");

type StandardAbsoluteActivity = Real (final quantity=
    "StandardAbsoluteActivity", final unit="1");

type ActivityCoefficient = Real (final quantity="ActivityCoefficient", final
unit
    = "1");

type ActivityOfSolute = Real (final quantity="ActivityOfSolute", final unit=
    "1");

type ActivityCoefficientOfSolute = Real (final quantity=
    "ActivityCoefficientOfSolute", final unit="1");

type StandardAbsoluteActivityOfSolute = Real (final quantity=
    "StandardAbsoluteActivityOfSolute", final unit="1");

type ActivityOfSolvent = Real (final quantity="ActivityOfSolvent", final unit
    = "1");

type OsmoticCoefficientOfSolvent = Real (final quantity=
    "OsmoticCoefficientOfSolvent", final unit="1");

type StandardAbsoluteActivityOfSolvent = Real (final quantity=
    "StandardAbsoluteActivityOfSolvent", final unit="1");

type OsmoticPressure = Real (
    final quantity="Pressure",
    final unit="Pa",
    displayUnit="bar",
    min=0);

type StoichiometricNumber = Real (final quantity="StoichiometricNumber",
    final unit="1");

type Affinity = Real (final quantity="Affinity", final unit="J/mol");

type MassOfMolecule = Real (final quantity="Mass", final unit="kg");

type ElectricDipoleMomentOfMolecule = Real (final quantity=
    "ElectricDipoleMomentOfMolecule", final unit="C.m");

type ElectricPolarizabilityOfAMolecule = Real (final quantity=
    "ElectricPolarizabilityOfAMolecule", final unit="C.m2/V");

type MicrocanonicalPartitionFunction = Real (final quantity=
    "MicrocanonicalPartitionFunction", final unit="1");

type CanonicalPartitionFunction = Real (final quantity=
    "CanonicalPartitionFunction", final unit="1");
```

```
type GrandCanonicalPartitionFunction = Real (final quantity=
    "GrandCanonicalPartitionFunction", final unit="1");

type MolecularPartitionFunction = Real (final quantity=
    "MolecularPartitionFunction", final unit="1");

type StatisticalWeight = Real (final quantity="StatisticalWeight", final unit
    = "1");

type MeanFreePath = Length;

type DiffusionCoefficient = Real (final quantity="DiffusionCoefficient",
    final unit="m2/s");

type ThermalDiffusionRatio = Real (final quantity="ThermalDiffusionRatio",
    final unit="1");

type ThermalDiffusionFactor = Real (final quantity="ThermalDiffusionFactor",
    final unit="1");

type ThermalDiffusionCoefficient = Real (final quantity=
    "ThermalDiffusionCoefficient", final unit="m2/s");

type ElementaryCharge = Real (final quantity="ElementaryCharge", final unit=
    "C");

type ChargeNumberOfIon = Real (final quantity="ChargeNumberOfIon", final unit
    = "1");

type FaradayConstant = Real (final quantity="FaradayConstant", final unit=
    "C/mol");

type IonicStrength = Real (final quantity="IonicStrength", final unit=
    "mol/kg");

type DegreeOfDissociation = Real (final quantity="DegreeOfDissociation",
    final unit="1");

type ElectrolyticConductivity = Real (final quantity=
    "ElectrolyticConductivity", final unit="S/m");

type MolarConductivity = Real (final quantity="MolarConductivity", final unit
    = "S.m2/mol");

type TransportNumberOfIonic = Real (final quantity="TransportNumberOfIonic",
    final unit="1");

type ProtonNumber = Real (final quantity="ProtonNumber", final unit="1");

type NeutronNumber = Real (final quantity="NeutronNumber", final unit="1");

type NucleonNumber = Real (final quantity="NucleonNumber", final unit="1");

type AtomicMassConstant = Real (final quantity="Mass", final unit="kg");
```

```

type MassOfElectron = Real (final quantity="Mass", final unit="kg");

type MassOfProton = Real (final quantity="Mass", final unit="kg");

type MassOfNeutron = Real (final quantity="Mass", final unit="kg");

type HartreeEnergy = Real (final quantity="Energy", final unit="J");

type MagneticMomentOfParticle = Real (final quantity=
    "MagneticMomentOfParticle", final unit="A.m2");

type BohrMagneton = MagneticMomentOfParticle;

type NuclearMagneton = MagneticMomentOfParticle;

type GyromagneticCoefficient = Real (final quantity="GyromagneticCoefficient",
    final unit="A.m2/(J.s)");

type GFactorOfAtom = Real (final quantity="GFactorOfAtom", final unit="1");

type GFactorOfNucleus = Real (final quantity="GFactorOfNucleus", final unit=
    "1");

type LarmorAngularFrequency = Real (final quantity="AngularFrequency", final
unit
    = "s-1");

type NuclearPrecessionAngularFrequency = Real (final quantity=
    "AngularFrequency", final unit="s-1");

type CyclotronAngularFrequency = Real (final quantity="AngularFrequency",
    final unit="s-1");

type NuclearQuadrupoleMoment = Real (final quantity="NuclearQuadrupoleMoment",
    final unit="m2");

type NuclearRadius = Real (final quantity="Length", final unit="m");

type ElectronRadius = Real (final quantity="Length", final unit="m");

type ComptonWavelength = Real (final quantity="Length", final unit="m");

type MassExcess = Real (final quantity="Mass", final unit="kg");

type MassDefect = Real (final quantity="Mass", final unit="kg");

type RelativeMassExcess = Real (final quantity="RelativeMassExcess", final
unit
    = "1");

type RelativeMassDefect = Real (final quantity="RelativeMassDefect", final
unit
    = "1");

```

```
type PackingFraction = Real (final quantity="PackingFraction", final
unit="1");

type BindingFraction = Real (final quantity="BindingFraction", final
unit="1");

type MeanLife = Real (final quantity="Time", final unit="s");

type LevelWidth = Real (final quantity="LevelWidth", final unit="J");

type Activity = Real (final quantity="Activity", final unit="Bq");

type SpecificActivity = Real (final quantity="SpecificActivity", final unit=
"Bq/kg");

type DecayConstant = Real (final quantity="DecayConstant", final unit="s-1");

type HalfLife = Real (final quantity="Time", final unit="s");

type AlphaDisintegrationEnergy = Real (final quantity="Energy", final unit=
"J");

type MaximumBetaParticleEnergy = Real (final quantity="Energy", final unit=
"J");

type BetaDisintegrationEnergy = Real (final quantity="Energy", final
unit="J");

type ReactionEnergy = Real (final quantity="Energy", final unit="J");

type ResonanceEnergy = Real (final quantity="Energy", final unit="J");

type CrossSection = Real (final quantity="Area", final unit="m2");

type TotalCrossSection = Real (final quantity="Area", final unit="m2");

type AngularCrossSection = Real (final quantity="AngularCrossSection", final
unit
= "m2/sr");

type SpectralCrossSection = Real (final quantity="SpectralCrossSection",
final unit="m2/J");

type SpectralAngularCrossSection = Real (final quantity=
"SpectralAngularCrossSection", final unit="m2/(sr.J)");

type MacroscopicCrossSection = Real (final quantity="MacroscopicCrossSection",
final unit="m-1");

type TotalMacroscopicCrossSection = Real (final quantity=
"TotalMacroscopicCrossSection", final unit="m-1");

type ParticleFluence = Real (final quantity="ParticleFluence", final unit=
"m-2");
```

```

type ParticleFluenceRate = Real (final quantity="ParticleFluenceRate", final
unit
    =      "s-1.m2");

type EnergyFluence = Real (final quantity="EnergyFluence", final unit="J/m2");

type EnergyFluenceRate = Real (final quantity="EnergyFluenceRate", final unit
    =      "W/m2");

type CurrentDensityOfParticles = Real (final quantity=
    "CurrentDensityOfParticles", final unit="m-2.s-1");

type MassAttenuationCoefficient = Real (final quantity=
    "MassAttenuationCoefficient", final unit="m2/kg");

type MolarAttenuationCoefficient = Real (final quantity=
    "MolarAttenuationCoefficient", final unit="m2/mol");

type AtomicAttenuationCoefficient = Real (final quantity=
    "AtomicAttenuationCoefficient", final unit="m2");

type HalfThickness = Real (final quantity="Length", final unit="m");

type TotalLinearStoppingPower = Real (final quantity=
    "TotalLinearStoppingPower", final unit="J/m");

type TotalAtomicStoppingPower = Real (final quantity=
    "TotalAtomicStoppingPower", final unit="J.m2");

type TotalMassStoppingPower = Real (final quantity="TotalMassStoppingPower",
    final unit="J.m2/kg");

type MeanLinearRange = Real (final quantity="Length", final unit="m");

type MeanMassRange = Real (final quantity="MeanMassRange", final
unit="kg/m2");

type LinearIonization = Real (final quantity="LinearIonization", final unit=
    "m-1");

type TotalIonization = Real (final quantity="TotalIonization", final
unit="1");

type Mobility = Real (final quantity="Mobility", final unit="m2/(V.s)");

type IonNumberDensity = Real (final quantity="IonNumberDensity", final unit=
    "m-3");

type RecombinationCoefficient = Real (final quantity=
    "RecombinationCoefficient", final unit="m3/s");

type NeutronNumberDensity = Real (final quantity="NeutronNumberDensity",
    final unit="m-3");

```

```
type NeutronSpeed = Real (final quantity="Velocity", final unit="m/s");

type NeutronFluenceRate = Real (final quantity="NeutronFluenceRate", final
unit
    = "s-1.m-2");

type TotalNeutronSourceDensity = Real (final quantity=
    "TotalNeutronSourceDesity", final unit="s-1.m-3");

type SlowingDownDensity = Real (final quantity="SlowingDownDensity", final
unit
    = "s-1.m-3");

type ResonanceEscapeProbability = Real (final quantity=
    "ResonanceEscapeProbability", final unit="1");

type Lethargy = Real (final quantity="Lethargy", final unit="1");

type SlowingDownArea = Real (final quantity="Area", final unit="m2");

type DiffusionArea = Real (final quantity="Area", final unit="m2");

type MigrationArea = Real (final quantity="Area", final unit="m2");

type SlowingDownLength = Real (final quantity="SLength", final unit="m");

type DiffusionLength = Length;

type MigrationLength = Length;

type NeutronYieldPerFission = Real (final quantity="NeutronYieldPerFission",
    final unit="1");

type NeutronYieldPerAbsorption = Real (final quantity=
    "NeutronYieldPerAbsorption", final unit="1");

type FastFissionFactor = Real (final quantity="FastFissionFactor", final unit
    = "1");

type ThermalUtilizationFactor = Real (final quantity=
    "ThermalUtilizationFactor", final unit="1");

type NonLeakageProbability = Real (final quantity="NonLeakageProbability",
    final unit="1");

type Reactivity = Real (final quantity="Reactivity", final unit="1");

type ReactorTimeConstant = Real (final quantity="Time", final unit="s");

type EnergyImparted = Real (final quantity="Energy", final unit="J");

type MeanEnergyImparted = Real (final quantity="Energy", final unit="J");
```

```

type SpecificEnergyImparted = Real (final quantity="SpecificEnergy", final
unit
    = "Gy");

type AbsorbedDose = Real (final quantity="AbsorbedDose", final unit="Gy");

type DoseEquivalent = Real (final quantity="DoseEquivalent", final unit="Sv");

type AbsorbedDoseRate = Real (final quantity="AbsorbedDoseRate", final unit=
"Gy/s");

type LinearEnergyTransfer = Real (final quantity="LinearEnergyTransfer",
final unit="J/m");

type Kerma = Real (final quantity="Kerma", final unit="Gy");

type KermaRate = Real (final quantity="KermaRate", final unit="Gy/s");

type MassEnergyTransferCoefficient = Real (final quantity=
"MassEnergyTransferCoefficient", final unit="m2/kg");

type Exposure = Real (final quantity="Exposure", final unit="C/kg");

type ExposureRate = Real (final quantity="ExposureRate", final unit=
"C/(kg.s)");

type ReynoldsNumber = Real (final quantity="ReynoldsNumber", final unit="1");

type EulerNumber = Real (final quantity="EulerNumber", final unit="1");

type FroudeNumber = Real (final quantity="FroudeNumber", final unit="1");

type GrashofNumber = Real (final quantity="GrashofNumber", final unit="1");

type WeberNumber = Real (final quantity="WeberNumber", final unit="1");

type MachNumber = Real (final quantity="MachNumber", final unit="1");

type KnudsenNumber = Real (final quantity="KnudsenNumber", final unit="1");

type StrouhalNumber = Real (final quantity="StrouhalNumber", final unit="1");

type FourierNumber = Real (final quantity="FourierNumber", final unit="1");

type PecletNumber = Real (final quantity="PecletNumber", final unit="1");

type RayleighNumber = Real (final quantity="RayleighNumber", final unit="1");

type NusseltNumber = Real (final quantity="NusseltNumber", final unit="1");

type BiotNumber = NusseltNumber;

type StantonNumber = Real (final quantity="StantonNumber", final unit="1");

```

```
type FourierNumberOfMassTransfer = Real (final quantity=
    "FourierNumberOfMassTransfer", final unit="1");

type PecletNumberOfMassTransfer = Real (final quantity=
    "PecletNumberOfMassTransfer", final unit="1");

type GrashofNumberOfMassTransfer = Real (final quantity=
    "GrashofNumberOfMassTransfer", final unit="1");

type NusseltNumberOfMassTransfer = Real (final quantity=
    "NusseltNumberOfMassTransfer", final unit="1");

type StantonNumberOfMassTransfer = Real (final quantity=
    "StantonNumberOfMassTransfer", final unit="1");

type PrandtlNumber = Real (final quantity="PrandtlNumber", final unit="1");

type SchmidtNumber = Real (final quantity="SchmidtNumber", final unit="1");

type LewisNumber = Real (final quantity="LewisNumber", final unit="1");

type MagneticReynoldsNumber = Real (final quantity="MagneticReynoldsNumber",
    final unit="1");

type AlfvenNumber = Real (final quantity="AlfvenNumber", final unit="1");

type HartmannNumber = Real (final quantity="HartmannNumber", final unit="1");

type CowlingNumber = Real (final quantity="CowlingNumber", final unit="1");

type BraggAngle = Angle;

type OrderOfReflexion = Real (final quantity="OrderOfReflexion", final unit=
    "1");

type ShortRangeOrderParameter = Real (final quantity="RangeOrderParameter",
    final unit="1");

type LongRangeOrderParameter = Real (final quantity="RangeOrderParameter",
    final unit="1");

type DebyeWallerFactor = Real (final quantity="DebyeWallerFactor", final unit
    = "1");

type CircularWavenumber = Real (final quantity="CircularWavenumber", final
unit
    = "m-1");

type FermiCircularWavenumber = Real (final quantity="FermiCircularWavenumber",
    final unit="m-1");

type DebyeCircularWavenumber = Real (final quantity="DebyeCircularWavenumber",
    final unit="m-1");
```

```

type DebyeCircularFrequency = Real (final quantity="AngularFrequency", final
unit
    =      "s-1");

type DebyeTemperature = ThermodynamicTemperature;

type SpectralConcentration = Real (final quantity="SpectralConcentration",
    final unit="s/m3");

type GrueneisenParameter = Real (final quantity="GrueneisenParameter", final
unit
    =      "1");

type MadelungConstant = Real (final quantity="MadelungConstant", final unit=
    "1");

type DensityOfStates = Real (final quantity="DensityOfStates", final unit=
    "J-1/m-3");

type ResidualResistivity = Real (final quantity="ResidualResistivity", final
unit
    =      "Ohm.m");

type LorenzCoefficient = Real (final quantity="LorenzCoefficient", final unit
    =      "V2/K2");

type HallCoefficient = Real (final quantity="HallCoefficient", final unit=
    "m3/C");

type ThermoelectromotiveForce = Real (final quantity=
    "ThermoelectromotiveForce", final unit="V");

type SeebeckCoefficient = Real (final quantity="SeebeckCoefficient", final
unit
    =      "V/K");

type PeltierCoefficient = Real (final quantity="PeltierCoefficient", final
unit
    =      "V");

type ThomsonCoefficient = Real (final quantity="ThomsonCoefficient", final
unit
    =      "V/K");

type RichardsonConstant = Real (final quantity="RichardsonConstant", final
unit
    =      "A/(m2.K2)");

type FermiEnergy = Real (final quantity="Energy", final unit="eV");

type GapEnergy = Real (final quantity="Energy", final unit="eV");

type DonorIonizationEnergy = Real (final quantity="Energy", final unit="eV");

```

```
type AcceptorIonizationEnergy = Real (final quantity="Energy", final unit=
    "eV");

type FermiTemperature = ThermodynamicTemperature;

type ElectronNumberDensity = Real (final quantity="ElectronNumberDensity",
    final unit="m-3");

type HoleNumberDensity = Real (final quantity="HoleNumberDensity", final unit
    = "m-3");

type IntrinsicNumberDensity = Real (final quantity="IntrinsicNumberDensity",
    final unit="m-3");

type DonorNumberDensity = Real (final quantity="DonorNumberDensity", final
unit
    = "m-3");

type AcceptorNumberDensity = Real (final quantity="AcceptorNumberDensity",
    final unit="m-3");

type EffectiveMass = Mass;

type MobilityRatio = Real (final quantity="MobilityRatio", final unit="1");

type RelaxationTime = Time;

type CarrierLifeTime = Time;

type ExchangeIntegral = Real (final quantity="Energy", final unit="eV");

type CurieTemperature = ThermodynamicTemperature;

type NeelTemperature = ThermodynamicTemperature;

type LondonPenetrationDepth = Length;

type CoherenceLength = Length;

type LandauGinzburgParameter = Real (final quantity="LandauGinzburgParameter",
    final unit="1");





type FluxiodQuantum = Real (final quantity="FluxiodQuantum", final unit="Wb");
```

Modelica.Slunits.UsersGuide

Library **Slunits** is a **free** Modelica package providing predefined types, such as *Mass*, *Length*, *Time*, based on the international standard on units.



Package Content

Name	Description
 HowToUseSlunits	How to use Slunits
 Conventions	Conventions
 Literature	Literature
 Contact	Contact

Modelica.Slunits.UsersGuide.HowToUseSlunits

When implementing a Modelica model, every variable needs to be declared. Physical variables should be declared with a unit. The basic approach in Modelica is that the unit attribute of a variable is the **unit** in which the **equations** are **written**, for example:



```

model MassOnGround
  parameter Real m(quantity="Mass", unit="kg") "Mass";
  parameter Real f(quantity="Force", unit="N") "Driving force";
  Real s(unit="m") "Position of mass";
  Real v(unit="m/s") "Velocity of mass";
equation
  der(s) = v;
  m*der(v) = f;
end MassOnGround;

```

This means that the equations in the equation section are only correct for the specified units. A different issue is the user interface, i.e., in which unit the variable is presented to the user in graphical user interfaces, both for input (e.g., parameter menu), as well as for output (e.g., in the plot window). Preferably, the Modelica tool should provide a list of units from which the user can select, e.g., "m", "cm", "km", "inch" for quantity "Length". When storing the value in the model as a Modelica modifier, it has to be converted to the unit defined in the declaration. Additionally, the unit used in the graphical user interface has to be stored. In order to have a standardized way of doing this, Modelica provides the following three attributes for a variable of type Real:

- **quantity** to define the physical quantity (e.g. "Length", or "Energy").
- **unit** to define the unit that has to be used in order that the equations are correct (e.g. "N.m").
- **displayUnit** to define the unit used in the graphical user interface as default display unit for input and/or output.

Note, a unit, such as "N.m", is not sufficient to define uniquely the physical quantity, since, e.g., "N.m" might be either "torque" or "energy". The "quantity" attribute might therefore be used by a tool to select the corresponding menu from which the user can select a unit for the corresponding variable.

For example, after providing a value for "m" and "f" in a parameter menu of an instance of MassOnGround, a tool might generate the following code:

```
MassOnGround myObject(m(displayUnit="g")=2, f=3);
```

The meaning is that in the equations a value of "2" is used and that in the graphical user interface a value of "2000" should be used, together with the unit "g" from the unit set "Mass" (= the quantity name). Note, according to the Modelica specification a tool might ignore the "displayUnit" attribute.

In order to help the Modelica model developer, the Modelica.Slunits library provides about 450 predefined type names, together with values for the attributes **quantity**, **unit** and sometimes **displayUnit** and **min**. The unit is always selected as SI-unit according to the ISO standard. The type and the quantity names are the quantity names used in the ISO standard. "quantity" and "unit" are defined as **final** in order that they cannot be modified. Attributes "displayUnit" and "min" can, however, be changed in a model via a modification. The example above, might therefore be alternatively also defined as:


```
model MassOnGround
  parameter Modelica.SIunits.Mass m "Mass";
  parameter Modelica.SIunits.Force f "Driving force";
  ...
end MassOnGround;
```

or in a short hand notation as

```
model MassOnGround
  import SI = Modelica.SIunits;
  parameter SI.Mass m "Mass";
  parameter SI.Force f "Driving force";
  ...
end MassOnGround;
```

For some often used Non SI-units (like hour), some additional type definitions are present as Modelica.Slunits.Conversions.NonSlunits. If this is not sufficient, the user has to define its own types or use the attributes directly in the declaration as in the example at the beginning.

Modelica.Slunits.UsersGuide.Conventions

The following conventions are used in package Slunits:

- Modelica quantity names are defined according to the recommendations of ISO 31. Some of these name are rather long, such as "ThermodynamicTemperature". Shorter alias names are defined, e.g., "type Temp_K = ThermodynamicTemperature;".
- Modelica units are defined according to the SI base units without multiples (only exception "kg").
- For some quantities, more convenient units for an engineer are defined as "displayUnit", i.e., the default unit for display purposes (e.g., displayUnit="deg" for quantity="Angle").
- The type name is identical to the quantity name, following the convention of type names.
- All quantity and unit attributes are defined as final in order that they cannot be redefined to another value.
- Similiar quantities, such as "Length, Breadth, Height, Thickness, Radius" are defined as the same quantity (here: "Length").
- The ordering of the type declarations in this package follows ISO 31:

```
Chapter 1: Space and Time
Chapter 2: Periodic and Related Phenomena
Chapter 3: Mechanics
Chapter 4: Heat
Chapter 5: Electricity and Magnetism
Chapter 6: Light and Related Electro-Magnetic Radiations
Chapter 7: Acoustics
Chapter 8: Physical Chemistry
Chapter 9: Atomic and Nuclear Physics
Chapter 10: Nuclear Reactions and Ionizing Radiations
Chapter 11: (not defined in ISO 31-1992)
Chapter 12: Characteristic Numbers
Chapter 13: Solid State Physics
```

- Conversion functions between SI and non-SI units are available in subpackage **Conversions**.

Modelica.Slunits.UsersGuide.Literature

This package is based on the following references



ISO 31-1992:

General principles concerning quantities, units and symbols.

ISO 1000-1992:

SI units and recommendations for the use of their multiples and of certain other units.

Cardarelli F.:

Scientific Unit Conversion - A Practical Guide to Metrication. Springer 1997.

Modelica.Slunits.UsersGuide.Contact

Main Author:

[Martin Otter](#)

Deutsches Zentrum für Luft und Raumfahrt e.V. (DLR)

Institut für Robotik und Mechatronik

Abteilung für Entwurfsorientierte Regelungstechnik

Postfach 1116

D-82230 Wessling

Germany

email: Martin.Otter@dlr.de



Acknowledgements:

- Astrid Jaschinski, Hubertus Tummescheit and Christian Schweiger contributed to the implementation of this package.

Modelica.Slunits.Conversions


Conversion functions to/from non SI units and type definitions of non SI units

Information

This package provides conversion functions from the non SI Units defined in package Modelica.Slunits.Conversions.NonSlunits to the corresponding SI Units defined in package Modelica.Slunits and vice versa. It is recommended to use these functions in the following way (note, that all functions have one Real input and one Real output argument):

```
import SI = Modelica.SIunits;
import Modelica.SIunits.Conversions.*;
...
parameter SI.Temperature T = from_degC(25); // convert 25 degree
Celsius to Kelvin
parameter SI.Angle phi = from_deg(180); // convert 180 degree to
radian
parameter SI.AngularVelocity w = from_rpm(3600); // convert 3600
revolutions per minutes
// to radian per seconds
```

Package Content

Name	Description
 NonSlunits	Type definitions of non SI units

 to_degC	Convert from Kelvin to °Celsius
 from_degC	Convert from °Celsius to Kelvin
 to_degF	Convert from Kelvin to °Fahrenheit
 from_degF	Convert from °Fahrenheit to Kelvin
 to_degRk	Convert from Kelvin to °Rankine
 from_degRk	Convert from °Rankine to Kelvin
 to_deg	Convert from radian to degree
 from_deg	Convert from degree to radian
 to_rpm	Convert from radian per second to revolutions per minute
 from_rpm	Convert from revolutions per minute to radian per second
 to_kmh	Convert from metre per second to kilometre per hour
 from_kmh	Convert from kilometre per hour to metre per second
 to_day	Convert from second to day
 from_day	Convert from day to second
 to_hour	Convert from second to hour
 from_hour	Convert from hour to second
 to_minute	Convert from second to minute
 from_minute	Convert from minute to second
 to_litre	Convert from cubic metre to litre
 from_litre	Convert from litre to cubic metre
 to_kWh	Convert from Joule to kilo Watt hour
 from_kWh	Convert from kilo Watt hour to Joule
 to_bar	Convert from Pascal to bar
 from_bar	Convert from bar to Pascal
 to_gps	Convert from kilogram per second to gram per second
 from_gps	Convert from gram per second to kilogram per second
 ConversionIcon	Base icon for conversion functions

Modelica.Slunits.Conversions.NonSlunits

Type definitions of non SI units

Information

This package provides predefined types, such as **Angle_deg** (angle in degree), **AngularVelocity_rpm** (angular velocity in revolutions per minute) or **Temperature_degF** (temperature in degree Fahrenheit), which are in common use but are not part of the international standard on units according to ISO 31-1992 "General principles concerning quantities, units and symbols" and ISO 1000-1992 "SI units and recommendations for the use of their multiples and of certain other units".

If possible, the types in this package should not be used. Use instead types of package Modelica.Slunits. For

more information on units, see also the book of Francois Cardarelli **Scientific Unit Conversion - A Practical Guide to Metrication** (Springer 1997).

Some units, such as **Temperature_degC/Temp_C** are both defined in Modelica.SIunits and in Modelica.Conversions.NonSIunits. The reason is that these definitions have been placed erroneously in Modelica.SIunits although they are not SIunits. For backward compatibility, these type definitions are still kept in Modelica.SIunits.

Package Content

Name	Description
Temperature_degC	Absolute temperature in degree Celsius (for relative temperature use SIunits.TemperatureDifference)
Temperature_degF	Absolute temperature in degree Fahrenheit (for relative temperature use SIunits.TemperatureDifference)
Temperature_degRk	Absolute temperature in degree Rankine (for relative temperature use SIunits.TemperatureDifference)
Angle_deg	Angle in degree
AngularVelocity_rpm	Angular velocity in revolutions per minute. Alias unit names that are outside of the SI system: rpm, r/min, rev/min
Velocity_kmh	Velocity in kilometers per hour
Time_day	Time in days
Time_hour	Time in hours
Time_minute	Time in minutes
Volume_litre	Volume in litres
Energy_kWh	Energy in kilo watt hours
Pressure_bar	Absolute pressure in bar
MassFlowRate_gps	Mass flow rate in gramm per second

Types and constants

```

type Temperature_degC = Real (final quantity="ThermodynamicTemperature",
    final unit="degC")
    "Absolute temperature in degree Celsius (for relative temperature use
    SIunits.TemperatureDifference)";

type Temperature_degF = Real (final quantity="ThermodynamicTemperature",
    final unit="degF")
    "Absolute temperature in degree Fahrenheit (for relative temperature use
    SIunits.TemperatureDifference)";

type Temperature_degRk = Real (final quantity="ThermodynamicTemperature",
    final unit="degRk")
    "Absolute temperature in degree Rankine (for relative temperature use
    SIunits.TemperatureDifference)";

type Angle_deg = Real (final quantity="Angle", final unit="deg")
    "Angle in degree";

type AngularVelocity_rpm = Real (final quantity="AngularVelocity", final unit
    = "1/min")
    "Angular velocity in revolutions per minute. Alias unit names that are outside
    of the SI system: rpm, r/min, rev/min";

```

```
type Velocity_kmh = Real (final quantity="Velocity", final unit="km/h")
"Velocity in kilometers per hour";

type Time_day = Real (final quantity="Time", final unit="d") "Time in days";

type Time_hour = Real (final quantity="Time", final unit="h") "Time in hours";

type Time_minute = Real (final quantity="Time", final unit="min")
"Time in minutes";

type Volume_litre = Real (final quantity="Volume", final unit="l")
"Volume in litres";

type Energy_kWh = Real (final quantity="Energy", final unit="kW.h")
"Energy in kilo watt hours";

type Pressure_bar = Real (final quantity="Pressure", final unit="bar")
"Absolute pressure in bar";

type MassFlowRate_gps = Real (final quantity="MassFlowRate", final unit=
    "g/s") "Mass flow rate in gramm per second";
```

Modelica.Slunits.Conversions.to_degC

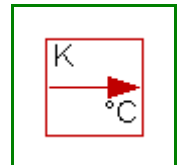
Convert from Kelvin to °Celsius

Inputs

Type	Name	Default	Description
Temperature	Kelvin		Kelvin value [K]

Outputs

Type	Name	Description
Temperature_degC	Celsius	Celsius value [degC]



Modelica.Slunits.Conversions.from_degC

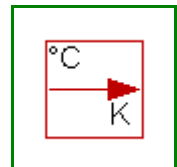
Convert from °Celsius to Kelvin

Inputs

Type	Name	Default	Description
Temperature_degC	Celsius		Celsius value [degC]

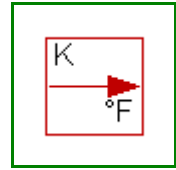
Outputs

Type	Name	Description
Temperature	Kelvin	Kelvin value [K]



Modelica.Slunits.Conversions.to_degF

Convert from Kelvin to °Fahrenheit

**Inputs**

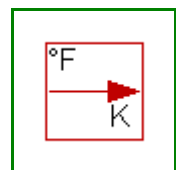
Type	Name	Default	Description
Temperature	Kelvin		Kelvin value [K]

Outputs

Type	Name	Description
Temperature_degF	Fahrenheit	Fahrenheit value [degF]

Modelica.Slunits.Conversions.from_degF

Convert from °Fahrenheit to Kelvin

**Inputs**

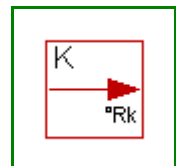
Type	Name	Default	Description
Temperature_degF	Fahrenheit		Fahrenheit value [degF]

Outputs

Type	Name	Description
Temperature	Kelvin	Kelvin value [K]

Modelica.Slunits.Conversions.to_degRk

Convert from Kelvin to °Rankine

**Inputs**

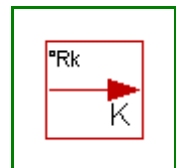
Type	Name	Default	Description
Temperature	Kelvin		Kelvin value [K]

Outputs

Type	Name	Description
Temperature_degRk	Rankine	Rankine value [degRk]

Modelica.Slunits.Conversions.from_degRk

Convert from °Rankine to Kelvin

**Inputs**

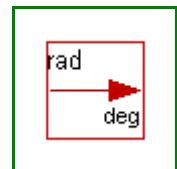
Type	Name	Default	Description
Temperature_degRk	Rankine		Rankine value [degRk]

Outputs

Type	Name	Description
Temperature	Kelvin	Kelvin value [K]

Modelica.Slunits.Conversions.to_deg

Convert from radian to degree



Inputs

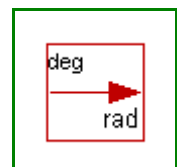
Type	Name	Default	Description
Angle	radian		radian value [rad]

Outputs

Type	Name	Description
Angle_deg	degree	degree value [deg]

Modelica.Slunits.Conversions.from_deg

Convert from degree to radian



Inputs

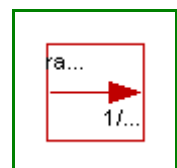
Type	Name	Default	Description
Angle_deg	degree		degree value [deg]

Outputs

Type	Name	Description
Angle	radian	radian value [rad]

Modelica.Slunits.Conversions.to_rpm

Convert from radian per second to revolutions per minute



Inputs

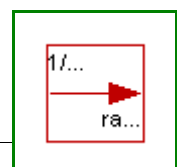
Type	Name	Default	Description
AngularVelocity	rs		radian per second value [rad/s]

Outputs

Type	Name	Description
AngularVelocity_rpm	rpm	revolutions per minute value [1/min]

Modelica.Slunits.Conversions.from_rpm

Convert from revolutions per minute to radian per second



Inputs

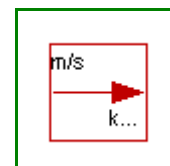
Type	Name	Default	Description
AngularVelocity_rpm	rpm		revolutions per minute value [1/min]

Outputs

Type	Name	Description
AngularVelocity	rs	radian per second value [rad/s]

Modelica.Slunits.Conversions.to_kmh

Convert from metre per second to kilometre per hour

**Inputs**

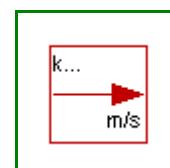
Type	Name	Default	Description
Velocity	ms		metre per second value [m/s]

Outputs

Type	Name	Description
Velocity_kmh	kmh	kilometre per hour value [km/h]

Modelica.Slunits.Conversions.from_kmh

Convert from kilometre per hour to metre per second

**Inputs**


Type	Name	Default	Description
Velocity_kmh	kmh		kilometre per hour value [km/h]

Outputs

Type	Name	Description
Velocity	ms	metre per second value [m/s]

Modelica.Slunits.Conversions.to_day

Convert from second to day

**Inputs**

Type	Name	Default	Description
Time	s		second value [s]

Outputs

Type	Name	Description
Time_day	day	day value [d]

Modelica.Slunits.Conversions.from_day

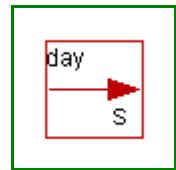
Convert from day to second

Inputs

Type	Name	Default	Description
Time_day	day		day value [d]

Outputs

Type	Name	Description
Time	s	second value [s]

**Modelica.Slunits.Conversions.to_hour**

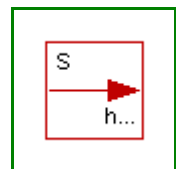
Convert from second to hour

Inputs

Type	Name	Default	Description
Time	s		second value [s]

Outputs

Type	Name	Description
Time_hour	hour	hour value [h]

**Modelica.Slunits.Conversions.from_hour**


Convert from hour to second

Inputs

Type	Name	Default	Description
Time_hour	hour		hour value [h]

Outputs

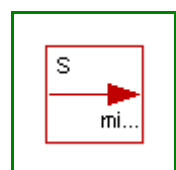
Type	Name	Description
Time	s	second value [s]

**Modelica.Slunits.Conversions.to_minute**

Convert from second to minute

Inputs

Type	Name	Default	Description
------	------	---------	-------------



Time	s		second value [s]
------	---	--	------------------

Outputs

Type	Name	Description
Time_minute	minute	minute value [min]

Modelica.Slunits.Conversions.from_minute

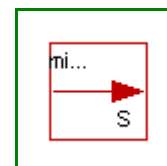
Convert from minute to second

Inputs

Type	Name	Default	Description
Time_minute	minute		minute value [min]

Outputs

Type	Name	Description
Time	s	second value [s]



Modelica.Slunits.Conversions.to_litre

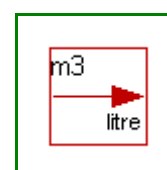
Convert from cubic metre to litre

Inputs

Type	Name	Default	Description
Volume	m3		cubic metre value [m3]

Outputs

Type	Name	Description
Volume_litre	litre	litre value [l]



Modelica.Slunits.Conversions.from_litre

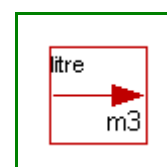
Convert from litre to cubic metre

Inputs

Type	Name	Default	Description
Volume_litre	litre		litre value [l]

Outputs

Type	Name	Description
Volume	m3	cubic metre value [m3]



Modelica.Slunits.Conversions.to_kWh

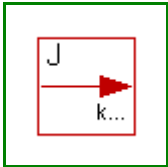
Convert from Joule to kilo Watt hour

Inputs

Type	Name	Default	Description
Energy	J		Joule value [J]

Outputs

Type	Name	Description
Energy_kWh	kWh	kWh value [kW.h]



Modelica.Slunits.Conversions.from_kWh

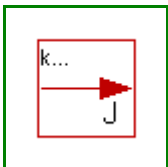
Convert from kilo Watt hour to Joule

Inputs

Type	Name	Default	Description
Energy_kWh	kWh		kWh value [kW.h]

Outputs

Type	Name	Description
Energy	J	Joule value [J]



Modelica.Slunits.Conversions.to_bar

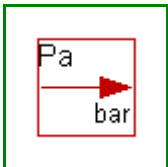
Convert from Pascal to bar

Inputs

Type	Name	Default	Description
Pressure	Pa		Pascal value [Pa]

Outputs

Type	Name	Description
Pressure_bar	bar	bar value [bar]

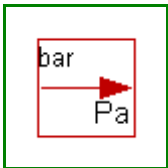


Modelica.Slunits.Conversions.from_bar

Convert from bar to Pascal

Inputs

Type	Name	Default	Description
Pressure_bar	bar		bar value [bar]



Outputs

Type	Name	Description
Pressure	Pa	Pascal value [Pa]

Modelica.Slunits.Conversions.to_gps

Convert from kilogram per second to gram per second



Inputs

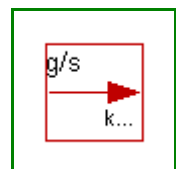
Type	Name	Default	Description
MassFlowRate	kgps		kg/s value [kg/s]

Outputs

Type	Name	Description
MassFlowRate_gps	gps	g/s value [g/s]

Modelica.Slunits.Conversions.from_gps

Convert from gram per second to kilogram per second



Inputs

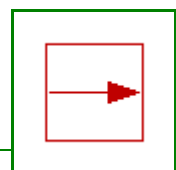
Type	Name	Default	Description
MassFlowRate_gps	gps		g/s value [g/s]

Outputs

Type	Name	Description
MassFlowRate	kgps	kg/s value [kg/s]

Modelica.Slunits.Conversions.ConversionIcon

Base icon for conversion functions



Modelica.StateGraph

Library of hierarchical state machine components to model discrete event and reactive systems

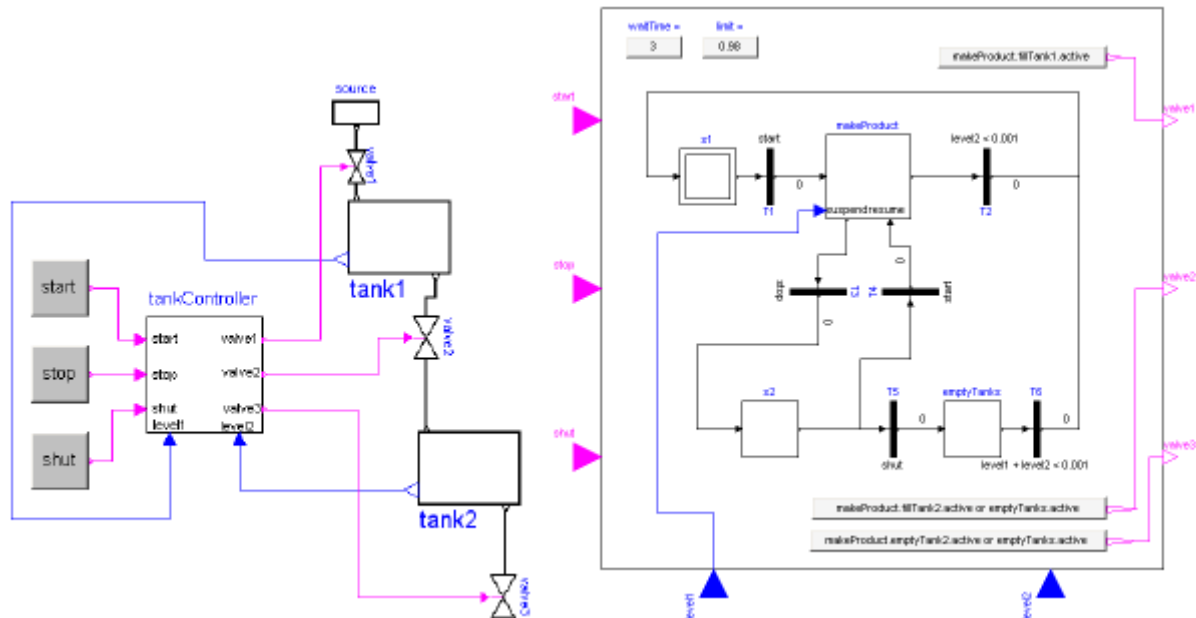
Information

Library **StateGraph** is a **free** Modelica package providing components to model **discrete event** and **reactive** systems in a convenient way. It is based on the JGraphChart method and takes advantage of Modelica features for the "action" language. JGraphChart is a further development of Grafcet to include elements of StateCharts that are not present in Grafcet/Sequential Function Charts. Therefore, the StateGraph library has a similar modeling power as StateCharts but avoids some deficiencies of StateCharts.

For an introduction, have especially a look at:

- [StateGraph.UsersGuide](#) discusses the most important aspects how to use this library.
- [StateGraph.Examples](#) contains examples that demonstrate the usage of this library.

A typical model generated with this library is shown in the next figure where on the left hand side a two-tank system with a tank controller and on the right hand side the top-level part of the tank controller as a StateGraph is shown:



The unique feature of the StateGraph library with respect to JGraphCharts, Grafcet, Sequential Function Charts, and StateCharts, is Modelica's "single assignment rule" that requires that every variable is defined by exactly one equation. This leads to a different "action" definition as in these formalisms. The advantage is that the translator can either determine a useful evaluation sequence by equation sorting or reports an error if this is not possible, e.g., because a model would lead to a non-determinism or to a dead-lock. As a side effect, this leads also to simpler and more easier to understand models and global variables are no longer needed (whereas in JGraphCharts, Grafcet, Sequential Function Charts and StateCharts global variables are nearly always needed).


The StateGraph library is currently available in a beta release. The available components will most likely not be changed for the release version. It is planned to improve the convenience of building models with the StateGraph library for the release version (this may require to introduce some additional annotations). It is planned to include the StateGraph library in the Modelica standard library. It is most useful to combine this library with the Modelica libraries














- **Modelica.Blocks.Logical** that provides components available in PLCs (programmable logic controllers).
- **UserInteraction** that provides components to interactively communicate with models in a running simulation.

Copyright © 1998-2007, Modelica Association and DLR

*This Modelica package is **free** software; it can be redistributed and/or modified under the terms of the **Modelica license**, see the license conditions and the accompanying [disclaimer](#) [here](#).*

Package Content

Name	Description
 UsersGuide	User's Guide of StateGraph Library

 Examples	Examples to demonstrate the usage of the components of the StateGraph library
 Interfaces	Connectors and partial models
 InitialStep	Initial step (= step that is active when simulation starts)
 InitialStepWithSignal	Initial step (= step that is active when simulation starts). Connector 'active' is true when the step is active
 Step	Ordinary step (= step that is not active when simulation starts)
 StepWithSignal	Ordinary step (= step that is not active when simulation starts). Connector 'active' is true when the step is active
 Transition	Transition where the fire condition is set by a modification of variable condition
 TransitionWithSignal	Transition where the fire condition is set by a Boolean input signal
 Alternative	Alternative splitting of execution path (use component between two steps)
 Parallel	Parallel splitting of execution path (use component between two transitions)
 PartialCompositeStep	Superclass of a subgraph, i.e., a composite step that has internally a StateGraph
 StateGraphRoot	Root of a StateGraph (has to be present on the highest level of a StateGraph)
 Temporary	Components that will be provided by other libraries in the future







Modelica.StateGraph.UsersGuide

Library **StateGraph** is a **free** Modelica package providing components to model **discrete event** and **reactive** systems in a convenient way. This package contains the **User's Guide** for the library and has the following content:



1. [Overview of library](#) gives an overview of the library.
2. [A first example](#) demonstrates at hand of a first example how to use this library.
3. [An application example](#) demonstrates various features at hand of the control of a two tank system.
4. [Release Notes](#) summarizes the differences between different versions of this library.
5. [Literature](#) provides references that have been used to design and implement this library.
6. [Contact](#) provides information about the authors of the library as well as acknowledgments.

Package Content

Name	Description
 OverView	Overview of library
 FirstExample	A first example
 ApplicationExample	An application example
 ReleaseNotes	Release notes
 Literature	Literature
 Contact	Contact

Modelica.StateGraph.UsersGuide.OverView

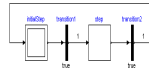
In this section, an overview of the most important features of this library is given.



Steps and Transitions

A **StateGraph** is an enhanced finite state machine. It is based on the JGraphChart method and takes advantage of Modelica features for the "action" language. JGraphChart is a further development of Grafcet to include elements of StateCharts that are not present in Grafcet/Sequential Function Charts. Therefore, the StateGraph library has a similar modeling power as StateCharts but avoids some deficiencies of StateCharts.

The basic elements of StateGraphs are **steps** and **transitions**:



Steps represent the possible states a StateGraph can have. If a step is active the Boolean variable **active** of the step is **true**. If it is deactivated, **active = false**. At the initial time, all "usual" steps are deactivated. The **InitialStep** objects are steps that are activated at the initial time. They are characterized by a double box (see figure above).

Transitions are used to change the state of a StateGraph. When the step connected to the input of a transition is active, the step connected to the output of this transition is deactivated and the transition condition becomes true, then the transition fires. This means that the step connected to the input to the transition is deactivated and the step connected to the output of the transition is activated.

The transition **condition** is defined via the parameter menu of the transition object. Clicking on object "transition1" in the above figure, results in the following menu:



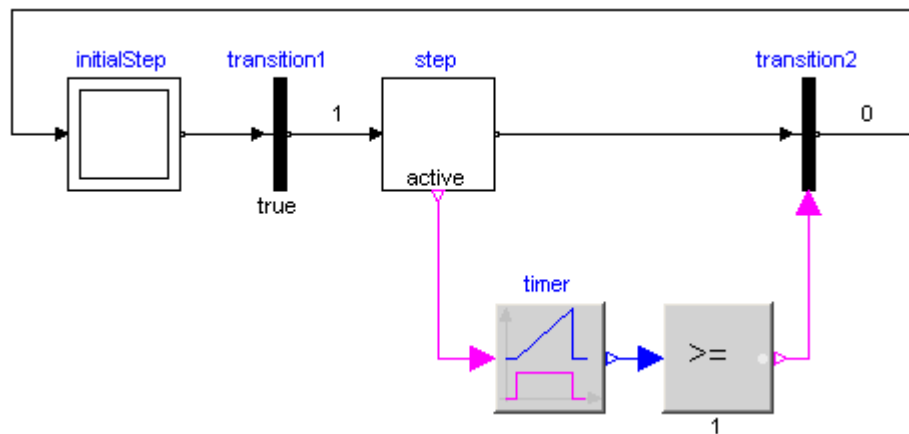
In the input field "**condition**", any type of time varying Boolean expression can be given (in Modelica notation, this is a modification of the time varying variable **condition**). Whenever this condition is true, the transition can fire. Additionally, it is possible to activate a timer, via **enableTimer** (see menu above) and provide a **waitTime**. In this case the firing of the transition is delayed according to the provided waitTime. The transition condition and the waitTime are displayed in the transition icon.

In the above example, the simulation starts at **initialStep**. After 1 second, **transition1** fires and **step1** becomes active. After another second **transition2** fires and **initialStep** becomes again active. After a further second **step1** becomes again active, and so on.

In JGrafcharts, Grafcet and Sequential Function Charts, the network of steps and transitions is drawn from top to bottom. In StateGraphs, no particular direction is defined, since steps and transitions are blocks with input and output connectors that can be arbitrarily placed and connected. Usually, it is most practical to define the network from left to right, as in the example above, since then it is easy to read the labels on the icons.

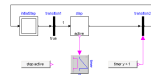
Conditions and Actions

With the block **TransitionWithSignal**, the firing condition can be provided as Boolean input signal, instead as entry in the menu of the transition. An example is given in the next figure:



Component "step" is an instance of "StepWithSignal" that is a usual step where the active flag is available as Boolean output signal. To this output, component "Timer" from library "Modelica.Blocks.Logical" is connected. It measures the time from the time instant where the Boolean input (i.e., the active flag of the step) became true up to the current time instant. The timer is connected to a comparison component. The output is true, once the timer reaches 1 second. This signal is used as condition input of the transition. As a result, "transition2" fires, once step "step" has been active for 1 second. Of course, any other Modelica block with a Boolean output signal can be connected to the condition input of such a transition block as well.

Conditions of a transition can either be computed by a network of logical blocks from the Logical library as in the figure above, or via the "SetBoolean" component any type of logical expression can be defined in textual form, as shown in the next figure:



With the block "**SetBoolean**", a time varying expression can be provided as modification to the output signal **y** (see block with icon text "timer.y > 1" in the figure above). The output signal can be in turn connected to the condition input of a TransitionWithSignal block.

The "**SetBoolean**" block can also be used to compute a Boolean signal depending on the active step. In the figure above, the output of the block with the icon text "step.active" is true, when "step" is active, otherwise it is false (note, the icon text of "SetBoolean" displays the modification of the output signal "y"). This signal can then be used to compute desired **actions** in the physical systems model. For example, if a **valve** shall be open, when the StateGraph is in "step1" or in "step4", a "SetBoolean" block may be connected to the valve model using the following condition:

```
valve = step1.active or step2.active
```

Via the Modelica operators **edge(..)** and **change(..)**, conditions depending on rising and falling edges of Boolean expressions can be used when needed.

In JGrafcharts, Grafcet, Sequential Function Charts and StateCharts, **actions** are formulated **within a step**. Such actions are distinguished as **entry**, **normal**, **exit** and **abort** actions. For example, a valve might be opened by an entry action of a step and might be closed by an exit action of the same step. In StateGraphs, this is (fortunately) **not possible** due to Modelica's "single assignment rule" that requires that every variable is defined by exactly one equation. Instead, the approach explained above is used. For example, via the "SetBoolean" component, the valve variable is set to true when the StateGraph is in particular steps.

This feature of a StateGraph is **very useful**, since it allows a Modelica translator to **guarantee** that a given StateGraph has always **deterministic** behaviour without conflicts. In the other methodologies this is much more cumbersome. For example, if two steps are executed in parallel and both step actions modify the same variable, the result is either non-deterministic or non-obvious rules have to be defined which action takes priority. In a StateGraph, such a situation is detected by the translator resulting in an error, since there are two equations to compute one variable. Additional benefits of the StateGraph approach are:

- A JGrafchart or a StateChart need to potentially access variables in a step that are defined in higher hierarchical levels of a model. Therefore, mostly **global variables** are used in the whole network, even if the network is structured hierarchically. In StateGraphs this is not necessary, since the physical systems outside of a StateGraph might access the step or transition state via a hierarchical name. This means that **no global variables** are needed, because the local variables in the StateGraph are accessed from local variables outside of the StateGraph.
- It is simpler for a user to understand the information that is provided in the non-graphical definition, since every variable is defined at exactly one place. In the other methodologies, the setting and re-setting of the same variable is cluttered within the whole network.

To emphasize this important difference between these methodologies, consider the case that a state machine has the following hierarchy:

```
stateMachine.superstate1.superstate2.step1
```

Within "step1" a StateChart would, e.g., access variable "stateMachine.openValve", say as "entry action: openValve = true". This typical usage has the severe drawback that it is not possible to use the hierarchical state "superstate1" as component in another context, because "step1" references a particular name outside of this component.

In a StateGraph, there would be typically a "SetBoolean" component in the "stateMachine" component stating:

```
openValve = superstate1.superstate2.step1.active;
```

As a result, the "superstate1" component can be used in another context, because it does not depend on the environment where it is used.

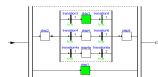
Execution Model

The execution model of a StateGraph follows from its Modelica implementation: Given the states of all steps, i.e., whether a step is active or not active, the equations of all steps, transitions, transition conditions, actions etc. are sorted resulting in an execution sequence to compute essentially the new values of the steps. If conflicts occur, e.g., if there are more equations as variables, or if there are algebraic loops between Boolean variables, an exception is raised. Once all equations have been processed, the **active** variable of all steps are updated to the newly calculated values. Afterwards, the equations are again evaluated. The iteration stops, once no step changes its state anymore, i.e., once no transition fires anymore. Then, simulation continues until a new event is triggered, (when a relation changes its value).

With the Modelica "sampled(..)" operator, a StateGraph might also be executed within a discrete controller that is called at regular time instants. In a future version of the StateGraph library, this might be more directly supported.

Parallel and Alternative Execution

Parallel activities can be defined by component **Parallel** and alternative activities can be defined by component **Alternative**. An example for both components is given in the next figure.

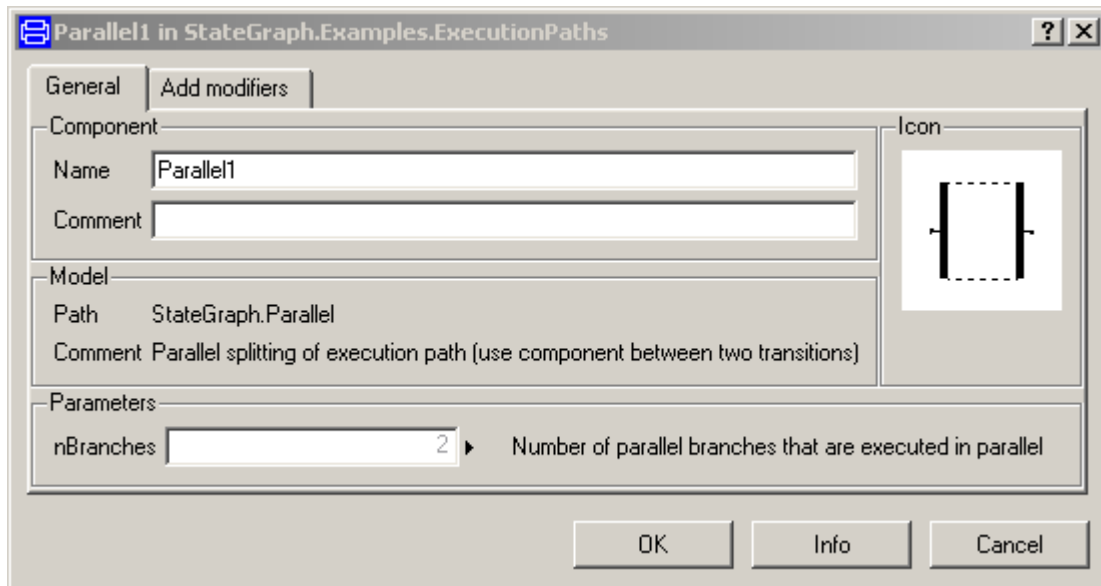


Here, the branch from "step2" to "step5" is executed in parallel to "step1". A transition connected to the output of a parallel branch component can only fire if the final steps in all parallel branches are active simultaneously. The figure above is a screen-shot from the animation of the StateGraph: Whenever a step is active or a transition can fire, the corresponding component is marked in **green** color.

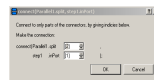
The three branches within "step2" to "step5" are executed alternatively, depending which transition condition of "transition3", "transition4", "transition4a" fires first. Since all three transitions fire after 1 second, they are all candidates for the active branch. If two or more transitions would fire at the same time instant, a priority selection is made: The alternative and parallel components have a vector of connectors. Every branch has to be connected to exactly one entry of the connector vector. The entry with the lowest number has the highest

priority.

Parallel, Alternative and Step components have vectors of connectors. The dimensions of these vectors are set in the corresponding parameter menu. E.g. in a "Parallel" component:

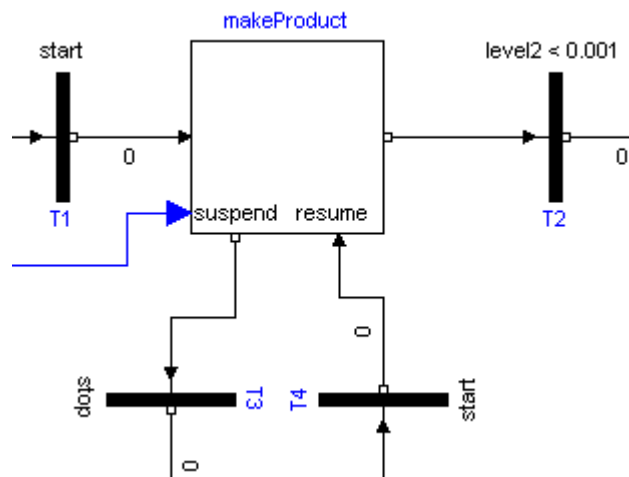


Currently in Dymola the following menu pops up, when a branch is connected to a vector of components in order to define the vector index to which the component shall be connected:



CompositeSteps, Suspend and Resume Port

A StateGraph can be hierarchically structured by using a **CompositeStep**. This is a component that inherits from **PartialCompositeStep**. An example is given in the next figure (from Examples.ControlledTanks):



The CompositeStep component contains a local StateGraph that is entered by one or more input transitions and that is left by one or more output transitions. Also, other needed signals may enter a CompositeStep. The CompositeStep has similar properties as a "usual" step: The CompositeStep is **active** once at least one step within the CompositeStep is active. Variable **active** defines the state of the CompositeStep.

Additionally, a CompositeStep has a **suspend** port. Whenever the transition connected to this port fires, the CompositeStep is left at once. When leaving the CompositeStep via the suspend port, the internal state of

the CompositeStep is saved, i.e., the active flags of all steps within the CompositeStep. The CompositeStep might be entered via its **resume** port. In this case the internal state from the suspend transition is reconstructed and the CompositeStep continues the execution that it had before the suspend transition fired (this corresponds to the history ports of StateCharts or JGrafCharts).

A CompositeStep may contain other CompositeSteps. At every level, a CompositeStep and all of its content can be left via its suspend ports (actually, there is a vector of suspend connectors, i.e., a CompositeStep might be aborted due to different transitions).

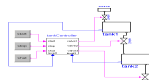
Modelica.StateGraph.UsersGuide.FirstExample

A first example will be given here (not yet done).

Modelica.StateGraph.UsersGuide.ApplicationExample

In this section a more realistic, still simple, application example is given, to demonstrate various features of the StateGraph library. This example shows the control of a two tank system from the master thesis of Isolde Dressler ([see literature](#)).

In the following figure the top level of the model is shown. This model is available as StateGraph.Examples.ControlledTanks.



In the right part of the figure, two tanks are shown. At the top part, a large fluid source is present from which fluid can be filled in **tank1** when **valve1** is open. Tank1 can be emptied via **valve2** that is located in the bottom of tank2 and fills a second **tank2** which in turn is emptied via **valve3**. The actual levels of the tanks are measured and are provided as signals **level1** and **level2** to the **tankController**.

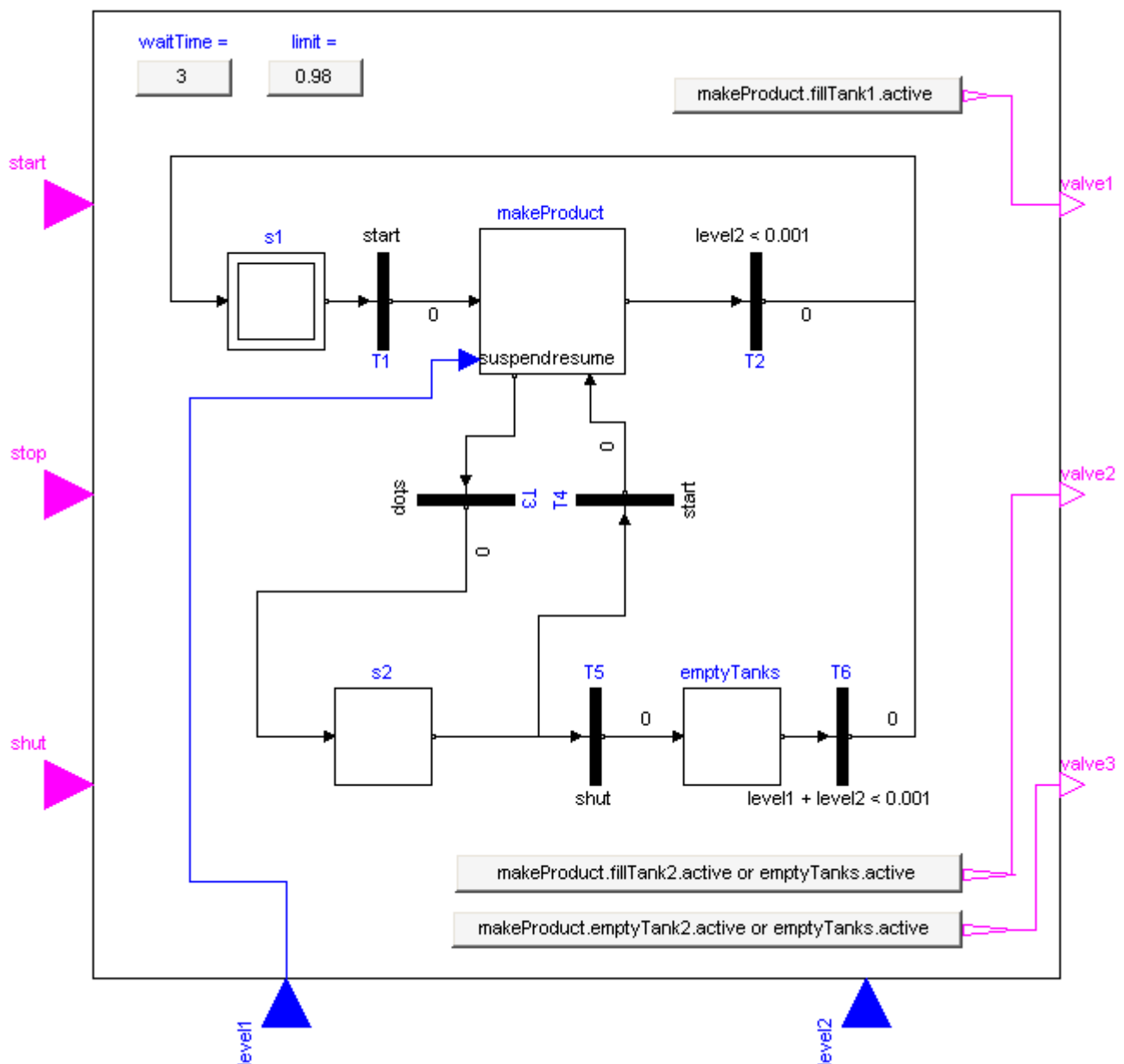
The **tankController** is controlled by three buttons, **start**, **stop** and **shut** (for shutdown) that are mutually exclusive. This means that whenever one button is pressed (i.e., its state is **true**) then the other two buttons are not pressed (i.e., their states are **false**). When button **start** is pressed, the "normal" operation to fill and to empty the two tanks is processed:

1. Valve 1 is opened and tank 1 is filled.
2. When tank 1 reaches its fill level limit, valve 1 is closed.
3. After a waiting time, valve 2 is opened and the fluid flows from tank 1 into tank 2.
4. When tank 1 is empty, valve 2 is closed.
5. After a waiting time, valve 3 is opened and the fluid flows out of tank 2
6. When tank 2 is empty, valve 3 is closed

The above "normal" process can be influenced by the following buttons:

- Button **start** starts the above process. When this button is pressed after a "stop" or "shut" operation, the process operation continues. .
- Button **stop** stops the above process by closing all valves. Then, the controller waits for further input (either "start" or "shut" operation).
- Button **shut** is used to shutdown the process, by emptying at once both tanks. When this is achieved, the process goes back to its start configuration. Clicking on "start", restarts the process.

The implementation of the **tankController** is shown in the next figure:



When the "start" button is pressed, the stateGraph is within the CompositeStep "makeProduct". During normal operation this CompositeStep is only left, once tank2 is empty. Afterwards, the CompositeStep is at once re-entered.

When the "stop" button is pressed, the "makeProduct" CompositeStep is at once terminated via the "suspend" port and the stateGraph waits in step "s2" for further commands. When the "start" button is pressed, the CompositeStep is re-entered via its **resume** port and the "normal" operation continues at the state where it was aborted by the suspend transition. If the "shut" button is pressed, the stateGraph waits in the "emptyTanks" step, until both tanks are empty and then waits at the initial step "s1" for further input.

The opening and closing of valves is **not** directly defined in the stateGraph. Instead via the "setValveX" components, the Boolean state of the valves are computed. For example, the output `y` of "setValve2" is computed as:

```
y = makeProduct.fillTank2.active or emptyTanks.active
```

i.e., valve2 is open, when step "makeProduct.fillTank2" or when step "emptyTanks" is active. Otherwise, valve2 is closed.

Modelica.StateGraph.UsersGuide.ReleaseNotes**Version 0.87, 2004-06-23**

- Included in Modelica standard library 2.0 Beta 1 with the new block connectors. Changed all the references to the block connectors and the Logical library correspondingly.

Version 0.86, 2004-06-20

- New components "Alternative" and "Parallel" for alternative and parallel execution paths.
- A step has now a vector of input and output connectors in order that multiple connections to and from a step are possible
- Removed components "AlternativeSplit", "AlternativeJoin", "ParallelSplit" and "ParallelJoin" since the newly introduced components ("Alternative", "Parallel", vector connectors of steps) have the same modeling power but are safer and more convenient.
- Removed the timer in a step (attach instead Logical.Timer to the "active" port of a "StepWithSignal" component). Note, that in most cases it is more convenient and more efficient to use the built-in timer of a transition.
- Component "StepInitial" renamed to "InitialStep".
- New component "Timer" within sublibrary Logical.
- Updated and improved documentation of the library.

Version 0.85, 2004-06-17

- Renamed "MacroStep" to "CompositeStep" and the ports of the MacroStep from "abort" to "suspend" and "histoy" to "resume".
- Nested "CompositeStep" components are supported, based on the experimental feature of nested inner/outer components introduced by Dymola. This means that CompositeSteps can be suspended and resumed at every level.
- New example "Examples.ShowExceptions" to demonstrate the new feature of nested CompositeSteps.
- New package "Logical". It contains all components of ModelicaAdditions.Blocks.Logical, but with new block connectors and nicer icons. Additionally, logical blocks are also added.
- Improved icons for several components of the StateGraph library.

Version 0.83, 2004-05-21

- The "abort" and "history" connectors are no longer visible in the diagram layer of a CompositeStep since it is not allowed to connect to them in a CompositeStep.
- Made the diagram/icon size of a CompositeStep smaller (from 200/-200 to 150/-150).
- Improved icons for "SetBoolean/SetInteger/SetReal" components.
- Renamed "ParameterReal" to "SetRealParameter".

Version 0.82, 2004-05-18

Implemented a first version that is provided to other people.

Modelica.StateGraph.UsersGuide.Literature

The StateGraph library is based on the following references:

Arzen K.-E. (2004):

JGrafchart User Manual. Version 1.5. Department of Automatic Control, Lund Institute of Technology, Lund, Sweden, Feb. 13



Dressler I. (2004):

Code Generation From JGrafchart to Modelica. Master thesis, supervisor: Karl-Erik Arzen, Department of Automatic Control, Lund Institute of Technology, Lund, Sweden, March 30

Elmqvist H., Mattsson S.E., Otter M. (2001):

Object-Oriented and Hybrid Modeling in Modelica. Journal Europeen des systemes automatisés (JESA), Volume 35 - n. 1.

Mosterman P., Otter M., Elmqvist H. (1998):

Modeling Petri Nets as Local Constraint Equations for Hybrid Systems using Modelica. SCSC'98, Reno, Nevada, USA, Society for Computer Simulation International, pp. 314-319.

Modelica.StateGraph.UsersGuide.Contact

Main Author:

[Martin Otter](#)
 Deutsches Zentrum für Luft und Raumfahrt e.V. (DLR)
 Institut für Robotik und Mechatronik
 Abteilung für Entwurfsorientierte Regelungstechnik
 Postfach 1116
 D-82230 Wessling
 Germany
 email: Martin.Otter@dlr.de



Acknowledgements:




- The development of this library was strongly motivated by the master thesis of Isolde Dressler ([see literature](#)), in which a compiler from JGrafChart to Modelica was designed and implemented. This project was supervised by Karl-Erik Arzen from Department of Automatic Control, Lund Institut of Technology, Lund, Sweden.
- This library profits also from the experience gained in the focused research program (Schwerpunktprogramm) "Continuous-Discrete Dynamic Systems" (KONDISK), sponsored by the Deutsche Forschungsgemeinschaft under grants OT174/1-2 and EN152/22-2. This support is most gratefully acknowledged.
- The implementation of the basic components of this library by describing finite state machines with equations is based on (Elmqvist, Mattsson and Otter, 2001), which in turn uses ideas from (Mosterman, Otter and Elmqvist, 1998), see [literature](#)






Modelica.StateGraph.Examples

Examples to demonstrate the usage of the components of the StateGraph library

Information

Package Content

Name	Description
 FirstExample	A first simple StateGraph example
 FirstExample_Variant2	A variant of the first simple StateGraph example
 FirstExample_Variant3	A variant of the first simple StateGraph example

 ExecutionPaths	Example to demonstrate parallel and alternative execution paths
 ShowCompositeStep	Example to demonstrate parallel activities described by a StateGraph
 ShowExceptions	Example to demonstrate how a hierarchically structured StateGraph can suspend and resume actions on different levels
 ControlledTanks	Demonstrating the controller of a tank filling/emptying system
 Utilities	Utility components for the examples

Modelica.StateGraph.Examples.FirstExample

A first simple StateGraph example

Information



Modelica.StateGraph.Examples.FirstExample_Variant2

A variant of the first simple StateGraph example

Information



Modelica.StateGraph.Examples.FirstExample_Variant3

A variant of the first simple StateGraph example

Information



Modelica.StateGraph.Examples.ExecutionPaths

Example to demonstrate parallel and alternative execution paths

Information

This is an example to demonstrate in which way **parallel** activities can be modelled by a StateGraph. When transition1 fires (after 1 second), two branches are executed in parallel. After 6 seconds the two branches are synchronized in order to arrive at step6.

Before simulating the model, try to figure out whether which branch of the alternative sequence is executed. Note, that alternatives have priorities according to the port index (alternative.split[1] has a higher priority to fire as alternative.split[2]).



Modelica.StateGraph.Examples.ShowCompositeStep

Example to demonstrate parallel activities described by a StateGraph

Information

This is the same example as "ExecutionPaths". The only difference is that the alternative paths are included



in a "CompositeStep".

Modelica.StateGraph.Examples.ShowExceptions

Example to demonstrate how a hierarchically structured StateGraph can suspend and resume actions on different levels



Information

CompositeStep "compositeStep" is a hierarchical StateGraph consisting of two other subgraphs. Whenever component "compositeStep" is suspended, all steps with in "compositeStep" are deactivated. By entering "compositeStep" via its "resume" port, all steps within "compositeStep" are activated according to their setting before leaving the "compositeStep" via its "suspend" port.

Modelica.StateGraph.Examples.ControlledTanks

Demonstrating the controller of a tank filling/emptying system



Information

With this example the controller of a tank filling/emptying system is demonstrated. This example is from Dressler (2004), see [Literature](#). The basic operation is to fill and empty the two tanks:

1. Valve 1 is opened and tank 1 is filled.
2. When tank 1 reaches its fill level limit, valve 1 is closed.
3. After a waiting time, valve 2 is opened and the fluid flows from tank 1 into tank 2.
4. When tank 1 is empty, valve 2 is closed.
5. After a waiting time, valve 3 is opened and the fluid flows out of tank 2
6. When tank 3 is empty, valve 3 is closed






The above "normal" process can be influenced by three buttons:








- Button **start** starts the above process. When this button is pressed after a "stop" or "shut" operation, the process operation continues. .
- Button **stop** stops the above process by closing all valves. Then, the controller waits for further input (either "start" or "shut" operation).
- Button **shut** is used to shutdown the process, by emptying at once both tanks. When this is achieved, the process goes back to its start configuration. Clicking on "start", restarts the process.

Modelica.StateGraph.Examples.Utilities

Utility components for the examples

Package Content

Name	Description
 TankController	Controller for tank system
 MakeProduct	State machine defining the time instants when to fill or empty a tank
 inflow1	Inflow connector (this is a copy from Isolde Dressler's master thesis project)
 inflow2	Inflow connector (this is a copy from Isolde Dressler's master thesis project)
 outflow1	Outflow connector (this is a copy from Isolde Dressler's master thesis project)

 outflow2	Outflow connector (this is a copy from Isolde Dressler's master thesis project)
 valve	Simple valve model (this is a copy from Isolde Dressler's master thesis project)
 Tank	Simple tank model (this is a copy from Isolde Dressler's master thesis project)
 Source	Simple source model (this is a copy from Isolde Dressler's master thesis project)
 CompositeStep	State machine demonstrating a composite step (used in StateGraph.Examples.ShowCompositeStep)
 CompositeStep1	Composite step used to demonstrate exceptions (in StateGraph.Examples.ShowExceptions)
 CompositeStep2	Composite step used to demonstrate exceptions (in StateGraph.Examples.ShowExceptions)

Modelica.StateGraph.Examples.Utilities.TankController

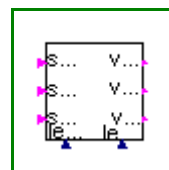
Controller for tank system

Parameters

Type	Name	Default	Description
SetRealParameter	limit	0.98	Limit level of tank 1
SetRealParameter	waitTime	3	Wait time

Connectors

Type	Name	Description
input BooleanInput	start	
input BooleanInput	stop	
input BooleanInput	shut	
input RealInput	level1	
input RealInput	level2	
output BooleanOutput	valve1	
output BooleanOutput	valve2	
output BooleanOutput	valve3	

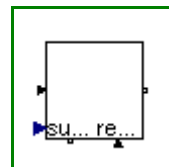


Modelica.StateGraph.Examples.Utilities.MakeProduct

State machine defining the time instants when to fill or empty a tank

Parameters

Type	Name	Default	Description
SetRealParameter	limit	0.98	Limit level of tank 1
SetRealParameter	waitTime	3	Wait time
Exception connections			
Integer	nSuspend	1	Number of suspend ports
Integer	nResume	1	Number of resume ports




Connectors

Type	Name	Description
Step_in	inPort	
Step_out	outPort	
CompositeStep_suspend	suspend[nSuspend]	
CompositeStep_resume	resume[nResume]	
input RealInput	level1	

Modelica.StateGraph.Examples.Utilities.inflow1

Inflow connector (this is a copy from Isolde Dressler's master thesis project)




Contents

Type	Name	Description
VolumeFlowRate	Fi	inflow [m3/s]

Modelica.StateGraph.Examples.Utilities.inflow2

Inflow connector (this is a copy from Isolde Dressler's master thesis project)

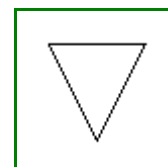


Contents

Type	Name	Description
VolumeFlowRate	Fi	inflow [m3/s]

Modelica.StateGraph.Examples.Utilities.outflow1

Outflow connector (this is a copy from Isolde Dressler's master thesis project)

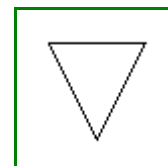


Contents

Type	Name	Description
VolumeFlowRate	Fo	outflow [m3/s]
Boolean	open	valve open

Modelica.StateGraph.Examples.Utilities.outflow2

Outflow connector (this is a copy from Isolde Dressler's master thesis project)

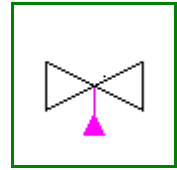


Contents

Type	Name	Description
VolumeFlowRate	Fo	outflow [m3/s]
Boolean	open	valve open

Modelica.StateGraph.Examples.Utilities.valve

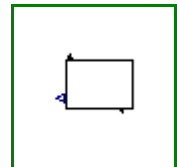
Simple valve model (this is a copy from Isolde Dressler's master thesis project)

**Connectors**

Type	Name	Description
input BooleanInput	valveControl	
inflow2	inflow1	
outflow2	outflow1	

Modelica.StateGraph.Examples.Utilities.Tank

Simple tank model (this is a copy from Isolde Dressler's master thesis project)

**Parameters**

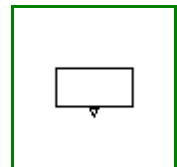
Type	Name	Default	Description
Real	A	1	ground area of tank in m^2
Real	a	0.2	area of drain hole in m^2
Real	hmax	1	max height of tank in m

Connectors

Type	Name	Description
output RealOutput	levelSensor	
inflow1	inflow1	
outflow1	outflow1	

Modelica.StateGraph.Examples.Utilities.Source

Simple source model (this is a copy from Isolde Dressler's master thesis project)

**Parameters**

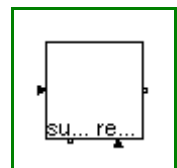
Type	Name	Default	Description
Real	maxflow	1	maximal flow out of source

Connectors

Type	Name	Description
outflow1	outflow1	

Modelica.StateGraph.Examples.Utilities.CompositeStep

State machine demonstrating a composite step (used in StateGraph.Examples.ShowCompositeStep)



Parameters

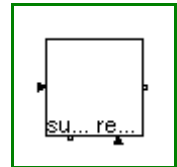
Type	Name	Default	Description
Exception connections			
Integer	nSuspend	1	Number of suspend ports
Integer	nResume	1	Number of resume ports

Connectors

Type	Name	Description
Step_in	inPort	
Step_out	outPort	
CompositeStep_suspend	suspend[nSuspend]	
CompositeStep_resume	resume[nResume]	

Modelica.StateGraph.Examples.Utilities.CompositeStep1

Composite step used to demonstrate exceptions (in StateGraph.Examples.ShowExceptions)

**Parameters**

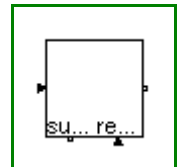
Type	Name	Default	Description
Exception connections			
Integer	nSuspend	1	Number of suspend ports
Integer	nResume	1	Number of resume ports

Connectors

Type	Name	Description
Step_in	inPort	
Step_out	outPort	
CompositeStep_suspend	suspend[nSuspend]	
CompositeStep_resume	resume[nResume]	

Modelica.StateGraph.Examples.Utilities.CompositeStep2

Composite step used to demonstrate exceptions (in StateGraph.Examples.ShowExceptions)

**Parameters**

Type	Name	Default	Description
SetRealParameter	waitTime	2	waiting time in this composite step
Exception connections			
Integer	nSuspend	1	Number of suspend ports
Integer	nResume	1	Number of resume ports

Connectors












Type	Name	Description
Step_in	inPort	
Step_out	outPort	
CompositeStep_suspend	suspend[nSuspend]	
CompositeStep_resume	resume[nResume]	

Modelica.StateGraph.Interfaces

Connectors and partial models


Information

Package Content

Name	Description
 Step_in	Input port of a step
 Step_out	Output port of a step
 Transition_in	Input port of a transition
 Transition_out	Output port of a transition
 CompositeStep_resume	Input port of a step (used for resume connector of a CompositeStep)
 CompositeStep_suspend	Output port of a step (used for suspend connector of a CompositeStep)
 CompositeStepStatePort_in	Communication port between a CompositeStep and the ordinary steps within the CompositeStep (suspend/resume are inputs)
 CompositeStepStatePort_out	Communication port between a CompositeStep and the ordinary steps within the CompositeStep (suspend/resume are outputs)
 PartialStep	Partial step with one input and one output transition port
 PartialTransition	Partial transition with input and output connections
 PartialStateGraphIcon	Icon for a StateGraph object
CompositeStepState	Communication channel between CompositeSteps and steps in the CompositeStep

Modelica.StateGraph.Interfaces.Step_in

Input port of a step



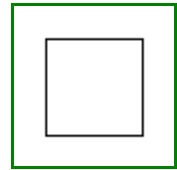
Information

Contents

Type	Name	Description
Boolean	occupied	true, if step is active
Boolean	set	true, if transition fires and step is activated

Modelica.StateGraph.Interfaces.Step_out


Output port of a step

**Information****Contents**

Type	Name	Description
Boolean	available	true, if step is active
Boolean	reset	true, if transition fires and step is deactivated

Modelica.StateGraph.Interfaces.Transition_in

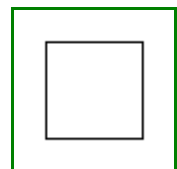
Input port of a transition

**Information****Contents**

Type	Name	Description
Boolean	available	true, if step connected to the transition input is active
Boolean	reset	true, if transition fires and the step connected to the transition input is deactivated

Modelica.StateGraph.Interfaces.Transition_out


Output port of a transition

**Information****Contents**

Type	Name	Description
Boolean	occupied	true, if step connected to the transition output is active
Boolean	set	true, if transition fires and step connected to the transition output becomes active

Modelica.StateGraph.Interfaces.CompositeStep_resume

Input port of a step (used for resume connector of a CompositeStep)

**Information****Contents**

Type	Name	Description
Boolean	occupied	true, if step is active

Boolean	set	true, if transition fires and step is activated
---------	-----	---

Modelica.StateGraph.Interfaces.CompositeStep_suspend

Output port of a step (used for suspend connector of a CompositeStep)

Information

Contents

Type	Name	Description
Boolean	available	true, if step is active
Boolean	reset	true, if transition fires and step is deactivated

Modelica.StateGraph.Interfaces.CompositeStepStatePort_in

Communication port between a CompositeStep and the ordinary steps within the CompositeStep (suspend/resume are inputs)

Information

Contents

Type	Name	Description
Boolean	suspend	= true, if suspend transition of CompositeStep fires
Boolean	resume	= true, if resume transition of CompositeStep fires
flow Real	activeSteps	Number of active steps in the CompositeStep

Modelica.StateGraph.Interfaces.CompositeStepStatePort_out

Communication port between a CompositeStep and the ordinary steps within the CompositeStep (suspend/resume are outputs)

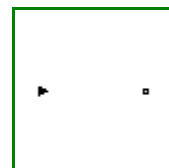
Information

Contents

Type	Name	Description
Boolean	suspend	= true, if suspend transition of CompositeStep fires
Boolean	resume	= true, if resume transition of CompositeStep fires
flow Real	activeSteps	Number of active steps in the CompositeStep

Modelica.StateGraph.Interfaces.PartialStep

Partial step with one input and one output transition port



Information

Parameters


Type	Name	Default	Description
Integer	nIn	1	Number of input connections
Integer	nOut	1	Number of output connections

Connectors

Type	Name	Description
Step_in	inPort[nIn]	Vector of step input connectors
Step_out	outPort[nOut]	Vector of step output connectors

Modelica.StateGraph.Interfaces.PartialTransition

Partial transition with input and output connections



Information

Parameters


Type	Name	Default	Description
Timer			
Boolean	enableTimer	false	= true, if timer is enabled
Time	waitTime	0	Wait time before transition fires [s]

Connectors

Type	Name	Description
Transition_in	inPort	Vector of transition input connectors
Transition_out	outPort	Vector of transition output connectors

Modelica.StateGraph.Interfaces.PartialStateGraphIcon

Icon for a StateGraph object



Information

Modelica.StateGraph.Interfaces.CompositeStepState

Communication channel between CompositeSteps and steps in the CompositeStep

Information

Connectors

Type	Name	Description
------	------	-------------

CompositeStepStatePort_out	subgraphStatePort	
----------------------------	-------------------	--

Modelica.StateGraph.InitialStep

Initial step (= step that is active when simulation starts)

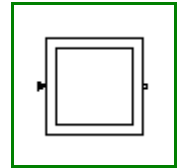
Information

Parameters

Type	Name	Default	Description
Integer	nIn	1	Number of input connections
Integer	nOut	1	Number of output connections

Connectors

Type	Name	Description
Step_in	inPort[nIn]	Vector of step input connectors
Step_out	outPort[nOut]	Vector of step output connectors



Modelica.StateGraph.InitialStepWithSignal

Initial step (= step that is active when simulation starts). Connector 'active' is true when the step is active

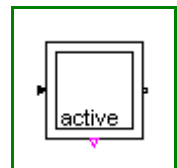
Information

Parameters

Type	Name	Default	Description
Integer	nIn	1	Number of input connections
Integer	nOut	1	Number of output connections

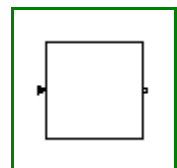
Connectors

Type	Name	Description
Step_in	inPort[nIn]	Vector of step input connectors
Step_out	outPort[nOut]	Vector of step output connectors
output BooleanOutput	active	



Modelica.StateGraph.Step

Ordinary step (= step that is not active when simulation starts)



Information

Parameters

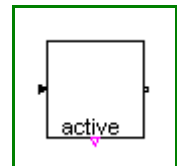
Type	Name	Default	Description
Integer	nIn	1	Number of input connections
Integer	nOut	1	Number of output connections

Connectors

Type	Name	Description
Step_in	inPort[nIn]	Vector of step input connectors
Step_out	outPort[nOut]	Vector of step output connectors

Modelica.StateGraph.StepWithSignal

Ordinary step (= step that is not active when simulation starts). Connector 'active' is true when the step is active



Information

Parameters

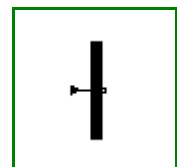
Type	Name	Default	Description
Integer	nIn	1	Number of input connections
Integer	nOut	1	Number of output connections

Connectors

Type	Name	Description
Step_in	inPort[nIn]	Vector of step input connectors
Step_out	outPort[nOut]	Vector of step output connectors
output BooleanOutput	active	

Modelica.StateGraph.Transition

Transition where the fire condition is set by a modification of variable condition



Information

Parameters

Type	Name	Default	Description
Boolean	localCondition	condition	= true, if transition may fire
Fire condition			
Boolean	condition	true	= true, if transition may fire (time varying expression)
Timer			
Boolean	enableTimer	false	= true, if timer is enabled

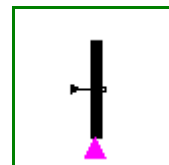
Time	waitTime	0	Wait time before transition fires [s]
------	----------	---	---------------------------------------

Connectors

Type	Name	Description
Transition_in	inPort	Vector of transition input connectors
Transition_out	outPort	Vector of transition output connectors

Modelica.StateGraph.TransitionWithSignal

Transition where the fire condition is set by a Boolean input signal



Information

Parameters

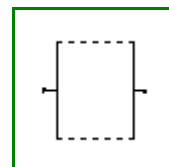
Type	Name	Default	Description
Boolean	localCondition	condition	= true, if transition may fire
Timer			
Boolean	enableTimer	false	= true, if timer is enabled
Time	waitTime	0	Wait time before transition fires [s]

Connectors

Type	Name	Description
input BooleanInput	condition	
Transition_in	inPort	Vector of transition input connectors
Transition_out	outPort	Vector of transition output connectors

Modelica.StateGraph.Alternative

Alternative splitting of execution path (use component between two steps)



Information

Parameters

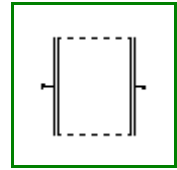
Type	Name	Default	Description
Integer	nBranches	2	Number of alternative branches

Connectors

Type	Name	Description
Transition_in	inPort	
Transition_out	outPort	
Step_in_forAlternative	join[nBranches]	
Step_out_forAlternative	split[nBranches]	

Modelica.StateGraph.Parallel

Parallel splitting of execution path (use component between two transitions)

**Information****Parameters**

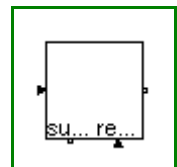
Type	Name	Default	Description
Integer	nBranches	2	Number of parallel branches that are executed in parallel

Connectors

Type	Name	Description
Step_in	inPort	
Step_out	outPort	
Transition_in_forParallel	join[nBranches]	
Transition_out_forParallel	split[nBranches]	

Modelica.StateGraph.PartialCompositeStep

Superclass of a subgraph, i.e., a composite step that has internally a StateGraph

**Information****Parameters**

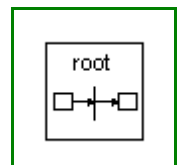
Type	Name	Default	Description
Exception connections			
Integer	nSuspend	1	Number of suspend ports
Integer	nResume	1	Number of resume ports

Connectors

Type	Name	Description
Step_in	inPort	
Step_out	outPort	
CompositeStep_suspend	suspend[nSuspend]	
CompositeStep_resume	resume[nResume]	

Modelica.StateGraph.StateGraphRoot

Root of a StateGraph (has to be present on the highest level of a StateGraph)

**Information**

On the highest level of a StateGraph, an instance of StateGraphRoot has to be present. If it is not within in a model, it is automatically included by a Modelica translator due to an appropriate annotation. Practically, this means that it need not be present in a StateGraph model.

The StateGraphRoot object is needed, since all Step objects have an "outer" reference to communicate with the "nearest" CompositeStep (which inherits from PartialCompositeStep), especially to abort a CompositeStep via the "suspend" port. Even if no "CompositeStep" is present, on highest level a corresponding "inner" definition is needed and is provided by the StateGraphRoot object.

Connectors

Type	Name	Description
CompositeStepStatePort_out	subgraphStatePort	







Modelica.StateGraph.Temporary

Components that will be provided by other libraries in the future

Information

This library is just temporarily present. The components of this library will be present in the future in the Modelica standard library (with the new block connectors) and in the UserInteraction library that is currently under development.

Package Content

Name	Description
 SetRealParameter	Define Real parameter (GUI not yet satisfactory)
 anyTrue	Returns true, if at least on element of the Boolean input vector is true
 allTrue	Returns true, if all elements of the Boolean input vector are true
 RadioButton	Button that sets its output to true when pressed and is reset when an element of 'reset' becomes true
 NumericValue	Show value of Real input signal dynamically
 IndicatorLamp	Dynamically show Boolean input signal (false/true = white/green color)

Types and constants

```
type SetRealParameter = Real "Define Real parameter (GUI not yet satisfactory)";
```

Modelica.StateGraph.Temporary.anyTrue

Returns true, if at least on element of the Boolean input vector is true

Information

Inputs

Type	Name	Default	Description
Boolean	b[:]		



Outputs

Type	Name	Description
Boolean	result	

Modelica.StateGraph.Temporary.allTrue

Returns true, if all elements of the Boolean input vector are true



Information

Inputs

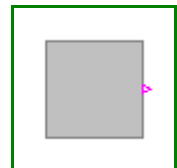
Type	Name	Default	Description
Boolean	b[:]		

Outputs

Type	Name	Description
Boolean	result	

Modelica.StateGraph.Temporary.RadioButton

Button that sets its output to true when pressed and is reset when an element of 'reset' becomes true



Information

Parameters

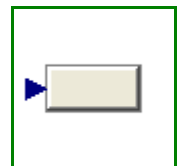
Type	Name	Default	Description
Time	buttonTimeTable[:]	{0}	Time instants where button is pressend and released [s]
Time varying expressions			
Boolean	reset[:]	{false}	Reset button to false, if an element of reset becomes true

Connectors

Type	Name	Description
output BooleanOutput	on	

Modelica.StateGraph.Temporary.NumericValue

Show value of Real input signal dynamically



Information

Parameters

Type	Name	Default	Description
------	------	---------	-------------


Integer	precision	3	Number of significant digits to be shown
Boolean	hideConnector	false	= true, if connector is not shown in the dynamic object diagram
RealInput	Value		Real value to be shown in icon

Connectors

Type	Name	Description
input RealInput	Value	Real value to be shown in icon

Modelica.StateGraph.Temporary.IndicatorLamp

Dynamically show Boolean input signal (false/true = white/green color)



Information

Connectors

Type	Name	Description
input BooleanInput	u	



Modelica.Thermal

Library of thermal system components to model heat transfer and simple thermo-fluid pipe flow

Information

This package contains libraries to model heat transfer and fluid heat flow.

Package Content

Name	Description
 FluidHeatFlow	Simple components for 1-dimensional incompressible thermo-fluid flow models
 HeatTransfer	Library of 1-dimensional heat transfer with lumped elements

Modelica.Thermal.FluidHeatFlow

Simple components for 1-dimensional incompressible thermo-fluid flow models

Information

This package contains very simple-to-use components to model coolant flows as needed to simulate cooling e.g. of electric machines:

- Components: components like different types of pipe models
- Examples: some test examples
- Interfaces: definition of connectors and partial models (containing the core thermodynamic equations)
- Media: definition of media properties
- Sensors: various sensors for pressure, temperature, volume and enthalpy flow
- Sources: various flow sources

Variables used in connectors:

- Pressure p
- flow MassFlowRate m_{flow}
- SpecificEnthalpy h
- flow EnthalpyFlowRate H_{flow}

EnthalpyFlowRate means the Enthalpy = $c_{p,\text{constant}} * m * T$ that is carried by the medium's flow.

Limitations and assumptions:

- Splitting and mixing of coolant flows (media with the same c_p) is possible.
- Reversing the direction of flow is possible.
- The medium is considered to be incompressible.
- No mixtures of media is taken into consideration.
- The medium may not change its phase.
- Medium properties are kept constant.
- Pressure changes are only due to pressure drop and geodetic height difference $\rho * g * h$ (if $h > 0$).
- A user-defined part (0..1) of the friction losses ($V_{\text{flow}} * dp$) are fed to the medium.
- **Note:** Connected flowPorts have the same temperature (mixing temperature)! Since mixing may occur, the outlet temperature may be different from the connector's temperature. Outlet temperature is defined by variable T of the corresponding component.

Further development:

- Additional components like tanks (if needed)

Main Authors:

[Anton Haumer](#)

Technical Consulting & Electrical Engineering
A-3423 St.Andrae-Woerden, Austria
email: a.haumer@haumer.at







Dr.Christian Kral

Österreichisches Forschungs- und Prüfzentrum Arsenal Ges.m.b.H.
[arsenal research](#)
Giefinggasse 2
A-1210 Vienna, Austria

Copyright © 1998-2007, Modelica Association, Anton Haumer and arsenal research.

*The Modelica package is **free** software; it can be redistributed and/or modified under the terms of the **Modelica license**, see the license conditions and the accompanying [disclaimer here](#).*

Package Content

Name	Description
 Examples	Examples that demonstrate the usage of the FluidHeatFlow components
 Components	Basic components (pipes, valves)
 Media	Medium properties
 Sources	Ideal fluid sources, e.g., ambient, volume flow
 Sensors	Ideal sensors to measure port properties
 Interfaces	Connectors and partial models

Modelica.Thermal.FluidHeatFlow.Examples

Examples that demonstrate the usage of the FluidHeatFlow components

Information

This package contains test examples:

- 1.SimpleCooling: heat is dissipated through a media flow
- 2.ParallelCooling: two heat sources dissipate through merged media flows
- 3.IndirectCooling: heat is dissipated through two cooling cycles
- 4.PumpAndValve: demonstrates usage of an IdealPump and a Valve
- 5.PumpDropOut: demonstrates shutdown and restart of a pump
- 6.ParallelPumpDropOut: demonstrates shutdown and restart of a pump in a parallel circuit
- 7.OneMass: cooling of a mass (thermal capacity) by a coolant flow
- 8.TwoMass: cooling of two masses (thermal capacities) by two parallel coolant flows

Main Authors:










Anton Haumer
Technical Consulting & Electrical Engineering
A-3423 St.Andrae-Woerden, Austria
email: a.haumer@haumer.at

Dr.Christian Kral
Österreichisches Forschungs- und Prüfzentrum Arsenal Ges.m.b.H.
[arsenal research](#)
Giefinggasse 2
A-1210 Vienna, Austria

Copyright © 1998-2007, Modelica Association, Anton Haumer and arsenal research.

*The Modelica package is **free** software; it can be redistributed and/or modified under the terms of the **Modelica license**, see the license conditions and the accompanying **disclaimer** [here](#).*

Package Content

Name	Description
 SimpleCooling	Example: simple cooling circuit
 ParallelCooling	Example: cooling circuit with parallel branches
 IndirectCooling	Example: indirect cooling circuit
 PumpAndValve	Example: cooling circuit with pump and valve
 PumpDropOut	Example: cooling circuit with drop out of pump
 ParallelPumpDropOut	Example: cooling circuit with parallel branches and drop out of pump
 OneMass	Example: cooling of one hot mass
 TwoMass	Example: cooling of two hot masses
 Utilities	Utility models for examples

Modelica.Thermal.FluidHeatFlow.Examples.SimpleCooling

Example: simple cooling circuit



Information

1st test example: SimpleCooling

A prescribed heat source dissipates its heat through a thermal conductor to a coolant flow. The coolant flow is taken from an ambient and driven by a pump with prescribed mass flow.

Results:

output	explanation	formula	actual steady-state value
dTSource	Source over Ambient	$dtCoolant + dtToPipe$	20 K
dTtoPipe	Source over Coolant	$Losses / ThermalConductor.G$	10 K
dTCoolant	Coolant's temperature increase	$Losses * cp * massFlow$	10 K

Parameters

Type	Name	Default	Description
Medium	medium	FluidHeatFlow.Media.Medium()	Cooling medium
Temperature	TAmb	293.15	Ambient temperature [K]

Modelica.Thermal.FluidHeatFlow.Examples.ParallelCooling

Example: coolig circuit with parallel branches



Information

2nd test example: ParallelCooling

Two prescribed heat sources dissipate their heat through thermal conductors to coolant flows. The coolant flow is taken from an ambient and driven by a pump with prescribed mass flow, then splitted into two coolant flows connected to the two heat sources, and afterwards merged. Splitting of coolant flows is determined by pressure drop characteristic of the two pipes.

Results:

output	explanation	formula	actual steady-state value
dTSource1	Source1 over Ambient	$dTCoolant1 + dTtoPipe1$	15 K
dTtoPipe1	Source1 over Coolant1	$Losses1 / ThermalConductor1.G$	5 K
dTCoolant1	Coolant's temperature increase	$Losses * cp * totalMassFlow/2$	10 K
dTSource2	Source2 over Ambient	$dTCoolant2 + dTtoPipe2$	30 K
dTtoPipe2	Source2 over Coolant2	$Losses2 / ThermalConductor2.G$	10 K
dTCoolant2	Coolant's temperature increase	$Losses * cp * totalMassFlow/2$	20 K
dTmixedCoolant	mixed Coolant's temperature increase	$(dTCoolant1 + dTCoolant2)/2$	15 K

Parameters

Type	Name	Default	Description
Medium	medium	FluidHeatFlow.Media.Medium()	Cooling medium
Temperature	TAmb	293.15	Ambient temperature [K]

Modelica.Thermal.FluidHeatFlow.Examples.IndirectCooling

Example: indirect cooling circuit



Information

3rd test example: IndirectCooling

A prescribed heat sources dissipates its heat through a thermal conductor to the inner coolant cycle. It is necessary to define the pressure level of the inner coolant cycle. The inner coolant cycle is coupled to the outer coolant flow through a thermal conductor.

Inner coolant's temperature rise near the source is the same as temperature drop near the cooler.

Results:

output	explanation	formula	actual steady-state value
dTSource	Source over Ambient	$dt_{outerCoolant} + dt_{Cooler} + dt_{innerCoolant} + dt_{ToPipe}$	40 K
dTtoPipe	Source over inner Coolant	$Losses / ThermalConductor.G$	10 K
dTinnerColant	inner Coolant's temperature increase	$Losses * cp * innerMassFlow$	10 K
dtCooler	Cooler's temperature rise between inner and outer pipes	$Losses * (innerGc + outerGc)$	10 K
dTouterColant	outer Coolant's temperature increase	$Losses * cp * outerMassFlow$	10 K

Parameters

Type	Name	Default	Description
Medium	outerMedium	FluidHeatFlow.Media.Medium()	Outer medium
Medium	innerMedium	FluidHeatFlow.Media.Medium()	Inner medium
Temperature	TAmb	293.15	Ambient temperature [K]

Modelica.Thermal.FluidHeatFlow.Examples.PumpAndValve

Example: cooling circuit with pump and valve



Information

4th test example: PumpAndValve

The pump is running with half speed for 0.4 s, afterwards with full speed (using a ramp of 0.1 s).

The valve is half open for 0.9 s, afterwards full open (using a ramp of 0.1 s).

You may try to:

- drive the pump with variable speed and let the valve full open to regulate the volume flow rate of coolant
- drive the pump with constant speed and throttle the valve to regulate the volume flow rate of coolant

Parameters

Type	Name	Default	Description
Medium	medium	FluidHeatFlow.Media.Medium()	Cooling medium
Temperature	TAmb	293.15	Ambient temperature [K]

Modelica.Thermal.FluidHeatFlow.Examples.PumpDropOut

Example: cooling circuit with drop out of pump



Information

5th test example: PumpDropOut

Same as 1st test example, but with a drop out of the pump:

The pump is running for 0.2 s, then shut down (using a ramp of 0.2 s) for 0.2 s, then started again (using a ramp of 0.2 s).

Parameters

Type	Name	Default	Description
Medium	medium	FluidHeatFlow.Media.Medium()	Cooling medium
Temperature	TAmb	293.15	Ambient temperature [K]

Modelica.Thermal.FluidHeatFlow.Examples.ParallelPumpDropOut

Example: cooling circuit with parallel branches and drop out of pump



Information

6th test example: ParallelPumpDropOut

Same as 2nd test example, but with a drop out of the pump:

The pump is running for 0.2 s, then shut down (using a ramp of 0.2 s) for 0.2 s, then started again (using a ramp of 0.2 s).

Parameters

Type	Name	Default	Description
Medium	medium	FluidHeatFlow.Media.Medium()	Cooling medium
Temperature	TAmb	293.15	Ambient temperature [K]

Modelica.Thermal.FluidHeatFlow.Examples.OneMass

Example: cooling of one hot mass



Information

7th test example: OneMass

A thermal capacity is coupled with a coolant flow. Different initial temperatures of thermal capacity and pipe's coolant get ambient's temperature, the time behaviour depending on coolant flow.

Parameters

Type	Name	Default	Description
Medium	medium	FluidHeatFlow.Media.Medium()	Cooling medium
Temperature	TAmb	293.15	Ambient temperature [K]
Temperature	TMass	313.15	Initial temperature of mass [K]

Modelica.Thermal.FluidHeatFlow.Examples.TwoMass**Example: cooling of two hot masses****Information**

8th test example: TwoMass

Two thermal capacities are coupled with two parallel coolant flow. Different initial temperatures of thermal capacities and pipe's coolants get ambient's temperature, the time behaviour depending on coolant flow.

Parameters

Type	Name	Default	Description
Medium	medium	FluidHeatFlow.Media.Medium()	Cooling medium
Temperature	TAmb	293.15	Ambient temperature [K]
Temperature	TMass1	313.15	Initial temperature of mass1 [K]
Temperature	TMass2	333.15	Initial temperature of mass2 [K]

Modelica.Thermal.FluidHeatFlow.Examples.Utilities**Utility models for examples****Information**

This package contains utility components used for the test examples.

Main Authors:


[Anton Haumer](#)
 Technical Consulting & Electrical Engineering
 A-3423 St.Andrae-Woerden, Austria
 email: a.haumer@haumer.at

Dr.Christian Kral
 Österreichisches Forschungs- und Prüfzentrum Arsenal Ges.m.b.H.
[arsenal research](#)
 Giefinggasse 2
 A-1210 Vienna, Austria

Copyright © 1998-2007, Modelica Association, Anton Haumer and arsenal research.

*The Modelica package is **free** software; it can be redistributed and/or modified under the terms of the **Modelica license**, see the license conditions and the accompanying **disclaimer** [here](#).*

Package Content

Name	Description
 DoubleRamp	Ramp going up and down

Modelica.Thermal.FluidHeatFlow.Examples.Utilities.DoubleRamp**Ramp going up and down**

Information

Block generating the sum of two ramps.

Parameters

Type	Name	Default	Description
Real	offset		Offset of ramps
Time	startTime		StartTime of 1st ramp [s]
Time	interval		Interval between end of 1st and beginning of 2nd ramp [s]
Ramp 1			
Real	height_1		Height of ramp
Time	duration_1		Duration of ramp [s]
Ramp 2			
Real	height_2		Height of ramp
Time	duration_2		Duration of ramp [s]

Connectors

Type	Name	Description
output RealOutput	y	Connector of Real output signal

Modelica.Thermal.FluidHeatFlow.Components

Basic components (pipes, valves)

Information

This package contains components:

- pipe without heat exchange
- pipe with heat exchange
- valve (simple controlled valve)

Pressure drop is taken from partial model SimpleFriction.

Thermodynamic equations are defined in partial models (package Partials).

Main Authors:




[Anton Haumer](#)
 Technical Consulting & Electrical Engineering
 A-3423 St.Andrae-Woerden, Austria
 email: a.haumer@haumer.at

Dr.Christian Kral
 Österreichisches Forschungs- und Prüfzentrum Arsenal Ges.m.b.H.
[arsenal research](#)
 Giefinggasse 2
 A-1210 Vienna, Austria

Copyright © 1998-2007, Modelica Association, Anton Haumer and arsenal research.

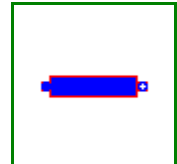
*The Modelica package is **free** software; it can be redistributed and/or modified under the terms of the **Modelica license**, see the license conditions and the accompanying [disclaimer here](#).*

Package Content

Name	Description
 IsolatedPipe	Pipe without heat exchange
 HeatedPipe	Pipe with heat exchange
 Valve	Simple valve

Modelica.Thermal.FluidHeatFlow.Components.IsolatedPipe

Pipe without heat exchange



Information

Pipe without heat exchange.

Thermodynamic equations are defined by Partial.TwoPortMass($Q_{\text{flow}} = 0$).

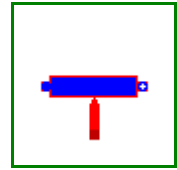
Note: Setting parameter m (mass of medium within pipe) to zero leads to neglect of temperature transient $cv \cdot m \cdot \text{der}(T)$.

Parameters

Type	Name	Default	Description
Medium	medium	FluidHeatFlow.Media.Medium()	Medium in the component
Mass	m		Mass of medium [kg]
Temperature	T_0		Initial temperature of medium [K]
Real	tapT	1	Defines temperature of heatPort between inlet and outlet temperature
Length	h_g		Geodetic height (height difference from flowPort_a to flowPort_b) [m]
Simple Friction			
VolumeFlowRate	$V_{\text{flowLaminar}}$		Laminar volume flow [m ³ /s]
Pressure	dp_{Laminar}		Laminar pressure drop [Pa]
VolumeFlowRate	$V_{\text{flowNominal}}$		Nominal volume flow [m ³ /s]
Pressure	dp_{Nominal}		Nominal pressure drop [Pa]
Real	frictionLoss	0	Part of friction losses fed to medium

Connectors

Type	Name	Description
FlowPort_a	flowPort_a	
FlowPort_b	flowPort_b	

Modelica.Thermal.FluidHeatFlow.Components.HeatedPipe**Pipe with heat exchange****Information**

Pipe with heat exchange.

Thermodynamic equations are defined by Partial.TwoPort.

Q_{flow} is defined by heatPort.Q_flow.

Note: Setting parameter m (mass of medium within pipe) to zero leads to neglect of temperature transient $cv \cdot m \cdot \text{der}(T)$.

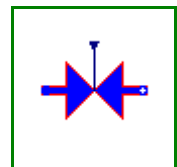
Note: Injecting heat into a pipe with zero massflow causes temperature rise defined by storing heat in medium's mass.

Parameters

Type	Name	Default	Description
Medium	medium	FluidHeatFlow.Media.Medium()	Medium in the component
Mass	m		Mass of medium [kg]
Temperature	T_0		Initial temperature of medium [K]
Real	tapT	1	Defines temperature of heatPort between inlet and outlet temperature
Length	h_g		Geodetic height (height difference from flowPort_a to flowPort_b) [m]
Simple Friction			
VolumeFlowRate	$V_{\text{flowLaminar}}$		Laminar volume flow [m ³ /s]
Pressure	dpLaminar		Laminar pressure drop [Pa]
VolumeFlowRate	$V_{\text{flowNominal}}$		Nominal volume flow [m ³ /s]
Pressure	dpNominal		Nominal pressure drop [Pa]
Real	frictionLoss	0	Part of friction losses fed to medium

Connectors

Type	Name	Description
FlowPort_a	flowPort_a	
FlowPort_b	flowPort_b	
HeatPort_a	heatPort	

Modelica.Thermal.FluidHeatFlow.Components.Valve**Simple valve****Information**

Simple controlled valve.

Standard characteristic $K_v=f(y)$ is given at standard conditions (dp_0 , ρ_0),

- either linear : $K_v/K_{v1} = K_{v0}/K_{v1} + (1-K_{v0}/K_{v1}) * y/Y_1$
- or exponential: $K_v/K_{v1} = K_{v0}/K_{v1} * \exp[\ln(K_{v1}/K_{v0}) * y/Y_1]$

where:

- K_{v0} ... min. flow @ $y = 0$
- Y_1 max. valve opening
- K_{v1} ... max. flow @ $y = Y_1$

Flow resistance under real conditions is calculated by

$$V_{\text{flow}}^{**2} * \rho_0 / dp = K_v(y)^{**2} * \rho_0 / dp_0$$

Parameters

Type	Name	Default	Description
Medium	medium	FluidHeatFlow.Media.Medium()	Medium in the component
Temperature	T0		Initial temperature of medium [K]
Real	tapT	1	Defines temperature of heatPort between inlet and outlet temperature
Real	frictionLoss		Part of friction losses fed to medium
Standard characteristic			
Boolean	LinearCharacteristic		Type of characteristic
Real	y1		Max. valve opening
VolumeFlowRate	Kv1		Max. flow @ $y = y_1$ [m3/s]
Real	kv0		Leakage flow / max.flow @ $y = 0$
Pressure	dp0		Standard pressure drop [Pa]
Density	rho0		Standard medium's density [kg/m3]

Connectors

Type	Name	Description
FlowPort_a	flowPort_a	
FlowPort_b	flowPort_b	
input RealInput	y	

Modelica.Thermal.FluidHeatFlow.Media

Medium properties

Information

This package contains definitions of medium properties.

Main Authors:





Anton Haumer
 Technical Consulting & Electrical Engineering
 A-3423 St.Andrae-Woerden, Austria
 email: a.haumer@haumer.at

Dr.Christian Kral
 Österreichisches Forschungs- und Prüfzentrum Arsenal Ges.m.b.H.
[arsenal research](#)
 Giefinggasse 2
 A-1210 Vienna, Austria

Copyright © 1998-2007, Modelica Association, Anton Haumer and arsenal research.

The Modelica package is **free** software; it can be redistributed and/or modified under the terms of the **Modelica license**, see the license conditions and the accompanying **disclaimer** [here](#).

Package Content

Name	Description
 Medium	Record containing media properties
 Air_30degC	Medium: properties of air at 30 degC
 Air_70degC	Medium: properties of air at 70 degC
 Water	Medium: properties of water

Modelica.Thermal.FluidHeatFlow.Media.[Medium](#)

Record containing media properties

Information

Record containing (constant) medium properties.

Parameters

Type	Name	Default	Description
Density	rho	1	Density [kg/m3]
SpecificHeatCapacity	cp	1	Specific heat capacity at constant pressure [J/(kg.K)]
SpecificHeatCapacity	cv	1	Specific heat capacity at constant volume [J/(kg.K)]
ThermalConductivity	lamda	1	Thermal conductivity [W/(m.K)]
KinematicViscosity	nue	1	kinematic viscosity [m2/s]

Modelica.Thermal.FluidHeatFlow.Media.[Air_30degC](#)

Medium: properties of air at 30 degC

Information

Medium: properties of air at 30 degC

Parameters

Type	Name	Default	Description
Density	rho	1.149	Density [kg/m3]
SpecificHeatCapacity	cp	1007	Specific heat capacity at constant pressure [J/(kg.K)]

SpecificHeatCapacity	cv	720	Specific heat capacity at constant volume [J/(kg.K)]
ThermalConductivity	lamda	0.0264	Thermal conductivity [W/(m.K)]
KinematicViscosity	nue	16.3E-6	kinematic viscosity [m2/s]

Modelica.Thermal.FluidHeatFlow.Media.Air_70degC

Medium: properties of air at 70 degC

Information

Medium: properties of air at 70 degC

Parameters

Type	Name	Default	Description
Density	rho	1.015	Density [kg/m3]
SpecificHeatCapacity	cp	1010	Specific heat capacity at constant pressure [J/(kg.K)]
SpecificHeatCapacity	cv	723	Specific heat capacity at constant volume [J/(kg.K)]
ThermalConductivity	lamda	0.0293	Thermal conductivity [W/(m.K)]
KinematicViscosity	nue	20.3E-6	kinematic viscosity [m2/s]

Modelica.Thermal.FluidHeatFlow.Media.Water

Medium: properties of water

Information

Medium: properties of water

Parameters

Type	Name	Default	Description
Density	rho	995.6	Density [kg/m3]
SpecificHeatCapacity	cp	4177	Specific heat capacity at constant pressure [J/(kg.K)]
SpecificHeatCapacity	cv	4177	Specific heat capacity at constant volume [J/(kg.K)]
ThermalConductivity	lamda	0.615	Thermal conductivity [W/(m.K)]
KinematicViscosity	nue	0.8E-6	kinematic viscosity [m2/s]

Modelica.Thermal.FluidHeatFlow.Sources

Ideal fluid sources, e.g., ambient, volume flow

Information

This package contains different types of sources:

- Ambient with constant or prescribed pressure and temperature
- AbsolutePressure to define pressure level of a closed cooling cycle.
- Constant and prescribed volume flow
- Constant and prescribed pressure increase

- Simple pump with mechanical flange

Thermodynamic equations are defined in partial models (package Interfaces.Partial).
All fans / pumps are considered without losses, they do not change enthalpy flow.

Main Authors:

[Anton Haumer](#)

Technical Consulting & Electrical Engineering
A-3423 St.Andrae-Woerden, Austria
email: a.haumer@haumer.at






Dr.Christian Kral

Österreichisches Forschungs- und Prüfzentrum Arsenal Ges.m.b.H.
[arsenal research](#)
Giefinggasse 2
A-1210 Vienna, Austria

Copyright © 1998-2007, Modelica Association, Anton Haumer and arsenal research.

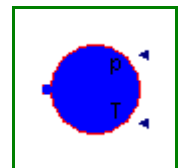
The Modelica package is **free** software; it can be redistributed and/or modified under the terms of the **Modelica license**, see the license conditions and the accompanying **disclaimer** [here](#).

Package Content

Name	Description
 Ambient	Ambient with constant properties
 AbsolutePressure	Defines absolute pressure level
 VolumeFlow	Enforces constant volume flow
 PressureIncrease	Enforces constant pressure increase
 IdealPump	Model of an ideal pump

Modelica.Thermal.FluidHeatFlow.Sources.Ambient

Ambient with constant properties



Information

(Infinite) ambient with constant pressure and temperature.
Thermodynamic equations are defined by Partial.Ambient.

Parameters

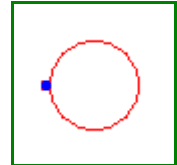
Type	Name	Default	Description
Medium	medium	FluidHeatFlow.Media.Medium()	Ambient medium
Boolean	usePressureInput	false	enable / disable pressure input
Pressure	constantAmbientPressure		Ambient pressure [Pa]
Boolean	useTemperatureInput	false	enable / disable temperature input
Temperature	constantAmbientTemperature		Ambient temperature [K]

Connectors

Type	Name	Description
FlowPort_a	flowPort	
input RealInput	ambientPressure	
input RealInput	ambientTemperature	

Modelica.Thermal.FluidHeatFlow.Sources.AbsolutePressure

Defines absolute pressure level



Information

AbsolutePressure to define pressure level of a closed cooling cycle. Coolant's mass flow, temperature and enthalpy flow are not affected.

Parameters

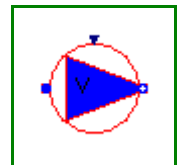
Type	Name	Default	Description
Medium	medium	FluidHeatFlow.Media.Medium()	medium
Pressure	p		Pressure ground [Pa]

Connectors

Type	Name	Description
FlowPort_a	flowPort	

Modelica.Thermal.FluidHeatFlow.Sources.VolumeFlow

Enforces constant volume flow



Information

Fan resp. pump with constant volume flow rate. Pressure increase is the response of the whole system.

Coolant's temperature and enthalpy flow are not affected.

Setting parameter m (mass of medium within fan/pump) to zero leads to neglect of temperature transient $cv \cdot m \cdot \text{der}(T)$.

Thermodynamic equations are defined by PartialTwoPort.

Parameters

Type	Name	Default	Description
Medium	medium	FluidHeatFlow.Media.Medium()	Medium in the component
Mass	m		Mass of medium [kg]
Temperature	T0		Initial temperature of medium [K]
Real	tapT	1	Defines temperature of heatPort between inlet and outlet temperature

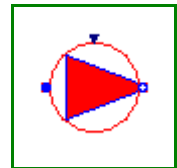
Boolean	useVolumeFlowInput	false	enable / disable volume flow input
VolumeFlowRate	constantVolumeFlow		Volume flow rate [m ³ /s]

Connectors

Type	Name	Description
FlowPort_a	flowPort_a	
FlowPort_b	flowPort_b	
input RealInput	volumeFlow	

Modelica.Thermal.FluidHeatFlow.Sources.PressureIncrease

Enforces constant pressure increase



Information

Fan resp. pump with constant pressure increase. Mass resp. volume flow is the response of the whole system. Coolant's temperature and enthalpy flow are not affected.

Setting parameter m (mass of medium within fan/pump) to zero leads to neglect of temperature transient $cv \cdot m \cdot \text{der}(T)$.

Thermodynamic equations are defined by PartialTwoPort.

Parameters

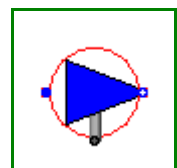
Type	Name	Default	Description
Medium	medium	FluidHeatFlow.Media.Medium()	Medium in the component
Mass	m		Mass of medium [kg]
Temperature	T0		Initial temperature of medium [K]
Real	tapT	1	Defines temperature of heatPort between inlet and outlet temperature
Boolean	usePressureIncreaseInput	false	enable / disable pressure increase input
Pressure	constantPressureIncrease		Pressure increase [Pa]

Connectors

Type	Name	Description
FlowPort_a	flowPort_a	
FlowPort_b	flowPort_b	
input RealInput	pressureIncrease	

Modelica.Thermal.FluidHeatFlow.Sources.IdealPump

Model of an ideal pump



Information

Simple fan resp. pump where characteristic is dependent on shaft's speed,
torque * speed = pressure increase * volume flow (without losses)

Pressure increase versus volume flow is defined by a linear function, from $dp_0(V_{\text{flow}}=0)$ to $V_{\text{flow}}(dp=0)$.

The axis intersections vary with speed as follows:

- $dp \propto \text{speed}^2$
- $V_{\text{flow}} \propto \text{speed}$

Coolant's temperature and enthalpy flow are not affected.

Setting parameter m (mass of medium within fan/pump) to zero leads to neglect of temperature transient $cv \cdot m \cdot \text{der}(T)$.

Thermodynamic equations are defined by `Partials.TwoPort`.

Parameters

Type	Name	Default	Description
Medium	medium	FluidHeatFlow.Media.Medium()	Medium in the component
Mass	m		Mass of medium [kg]
Temperature	T0		Initial temperature of medium [K]
Real	tapT	1	Defines temperature of heatPort between inlet and outlet temperature
Pump characteristic			
AngularVelocity	wNominal		Nominal speed [rad/s]
Pressure	dp0		Max. pressure increase @ $V_{\text{flow}}=0$ [Pa]
VolumeFlowRate	$V_{\text{flow}}0$		Max. volume flow rate @ $dp=0$ [m ³ /s]

Connectors

Type	Name	Description
FlowPort_a	flowPort_a	
FlowPort_b	flowPort_b	
Flange_a	flange_a	

Modelica.Thermal.FluidHeatFlow.Sensors

Ideal sensors to measure port properties

Information

This package contains sensors:

- pSensor: absolute pressure
- TSensor: absolute temperature (Kelvin)
- dpSensor: pressure drop between flowPort_a and flowPort_b
- dTSensor: temperature difference between flowPort_a and flowPort_b
- m_flowSensor: measures mass flow rate
- V_flowSensor: measures volume flow rate
- H_flowSensor: measures enthalpy flow rate

Some of the sensors do not need access to medium properties for measuring, but it is necessary to define the medium in the connector (check of connections).

Thermodynamic equations are defined in partial models (package Interfaces.Partial).

All sensors are considered massless, they do not change mass flow or enthalpy flow.

Main Authors:

[Anton Haumer](#)

Technical Consulting & Electrical Engineering

A-3423 St.Andrae-Woerden, Austria

email: a.haumer@haumer.at

Dr.Christian Kral

Österreichisches Forschungs- und Prüfzentrum Arsenal Ges.m.b.H.

[arsenal research](#)








Giefinggasse 2

A-1210 Vienna, Austria

Copyright © 1998-2007, Modelica Association, Anton Haumer and arsenal research.

The Modelica package is **free** software; it can be redistributed and/or modified under the terms of the **Modelica license**, see the license conditions and the accompanying **disclaimer** [here](#).

Package Content

Name	Description
 PressureSensor	Absolute pressure sensor
 TemperatureSensor	Absolute temperature sensor
 RelPressureSensor	Pressure difference sensor
 RelTemperatureSensor	Temperature difference sensor
 MassFlowSensor	Mass flow sensor
 VolumeFlowSensor	Volume flow sensor
 EnthalpyFlowSensor	Enthalpy flow sensor

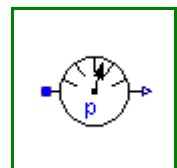
Modelica.Thermal.FluidHeatFlow.Sensors.[PressureSensor](#)

Absolute pressure sensor

Information

pSensor measures the absolute pressure.

Thermodynamic equations are defined by Partial.AbsoluteSensor.



Parameters

Type	Name	Default	Description
Medium	medium	FluidHeatFlow.Media.Medium()	Sensor's medium

Connectors

Type	Name	Description
------	------	-------------

FlowPort_a	flowPort	
output RealOutput	y	

Modelica.Thermal.FluidHeatFlow.Sensors.TemperatureSensor

Absolute temperature sensor

Information

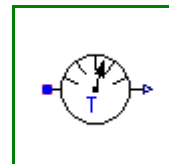
TSensor measures the absolute temperature (Kelvin).
Thermodynamic equations are defined by Partials.AbsoluteSensor.

Parameters

Type	Name	Default	Description
Medium	medium	FluidHeatFlow.Media.Medium()	Sensor's medium

Connectors

Type	Name	Description
FlowPort_a	flowPort	
output RealOutput	y	



Modelica.Thermal.FluidHeatFlow.Sensors.RelPressureSensor

Pressure difference sensor

Information

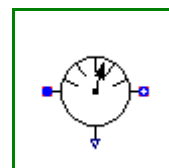
dpSensor measures the pressure drop between flowPort_a and flowPort_b.
Thermodynamic equations are defined by Partials.RelativeSensor.

Parameters

Type	Name	Default	Description
Medium	medium	FluidHeatFlow.Media.Medium()	Sensor's medium

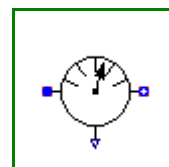
Connectors

Type	Name	Description
FlowPort_a	flowPort_a	
FlowPort_b	flowPort_b	
output RealOutput	y	



Modelica.Thermal.FluidHeatFlow.Sensors.RelTemperatureSensor

Temperature difference sensor



Information

dTSensor measures the temperature difference between flowPort_a and flowPort_b.

Thermodynamic equations are defined by Partial.RelativeSensor.

Note: Connected flowPorts have the same temperature (mixing temperature)!

Since mixing may occur, the outlet temperature of a component may be different from the connector's temperature.

Outlet temperature is defined by variable T of the corresponding component.

Parameters

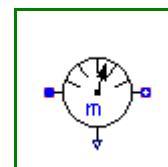
Type	Name	Default	Description
Medium	medium	FluidHeatFlow.Media.Medium()	Sensor's medium

Connectors

Type	Name	Description
FlowPort_a	flowPort_a	
FlowPort_b	flowPort_b	
output RealOutput	y	

Modelica.Thermal.FluidHeatFlow.Sensors.MassFlowSensor

Mass flow sensor



Information

m_flowSensor measures the mass flow rate.

Thermodynamic equations are defined by Partial.FlowSensor.

Parameters

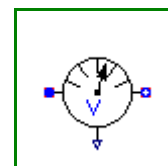
Type	Name	Default	Description
Medium	medium	FluidHeatFlow.Media.Medium()	Medium in the component

Connectors

Type	Name	Description
FlowPort_a	flowPort_a	
FlowPort_b	flowPort_b	
output RealOutput	y	

Modelica.Thermal.FluidHeatFlow.Sensors.VolumeFlowSensor

Volume flow sensor



Information

V_flowSensor measures the volume flow rate.

Thermodynamic equations are defined by Partial.FlowSensor.

Parameters

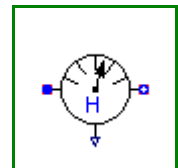
Type	Name	Default	Description
Medium	medium	FluidHeatFlow.Media.Medium()	Medium in the component

Connectors

Type	Name	Description
FlowPort_a	flowPort_a	
FlowPort_b	flowPort_b	
output RealOutput	y	

Modelica.Thermal.FluidHeatFlow.Sensors.EnthalpyFlowSensor

Enthapy flow sensor



Information

H_flowSensor measures the enthalpy flow rate.
Thermodynamic equations are defined by Partials.FlowSensor.

Parameters

Type	Name	Default	Description
Medium	medium	FluidHeatFlow.Media.Medium()	Medium in the component

Connectors

Type	Name	Description
FlowPort_a	flowPort_a	
FlowPort_b	flowPort_b	
output RealOutput	y	

Modelica.Thermal.FluidHeatFlow.Interfaces

Connectors and partial models

Information

This package contains connectors and partial models:

- FlowPort: basic definition of the connector.
- FlowPort_a & FlowPort_b: same as FlowPort with different icons to differentiate direction of flow
- package Partials (defining basic thermodynamic equations)

Main Authors:

Anton Haumer
Technical Consulting & Electrical Engineering
A-3423 St.Andrae-Woerden, Austria
email: a.haumer@haumer.at





Dr.Christian Kral

Österreichisches Forschungs- und Prüfzentrum Arsenal Ges.m.b.H.
 arsenal research
 Giefinggasse 2
 A-1210 Vienna, Austria

Copyright © 1998-2007, Modelica Association, Anton Haumer and arsenal research.

The Modelica package is **free** software; it can be redistributed and/or modified under the terms of the **Modelica license**, see the license conditions and the accompanying **disclaimer** [here](#).

Package Content

Name	Description
 FlowPort	conector flow port
 FlowPort_a	Filled flow port (used upstream)
 FlowPort_b	Hollow flow port (used downstream)
 Partials	Partial models

Modelica.Thermal.FluidHeatFlow.Interfaces.FlowPort

conector flow port

Information

Basic definition of the connector.

Variables:

- Pressure p
- flow MassFlowRate m_flow
- Specific Enthalpy h
- flow EnthalpyFlowRate H_flow

If ports with different media are connected, the simulation is asserted due to the check of parameter.

Parameters

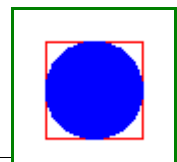
Type	Name	Default	Description
Medium	medium		Medium in the connector

Contents

Type	Name	Description
Medium	medium	Medium in the connector
Pressure	p	[Pa]
flow MassFlowRate	m_flow	[kg/s]
SpecificEnthalpy	h	[J/kg]
flow EnthalpyFlowRate	H_flow	[W]

Modelica.Thermal.FluidHeatFlow.Interfaces.FlowPort_a

Filled flow port (used upstream)



Information

Same as FlowPort, but icon allows to differentiate direction of flow.

Parameters

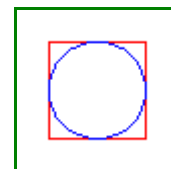
Type	Name	Default	Description
Medium	medium		Medium in the connector

Contents

Type	Name	Description
Medium	medium	Medium in the connector
Pressure	p	[Pa]
flow MassFlowRate	m_flow	[kg/s]
SpecificEnthalpy	h	[J/kg]
flow EnthalpyFlowRate	H_flow	[W]

Modelica.Thermal.FluidHeatFlow.Interfaces.FlowPort_b

Hollow flow port (used downstream)



Information

Same as FlowPort, but icon allows to differentiate direction of flow.

Parameters

Type	Name	Default	Description
Medium	medium		Medium in the connector

Contents

Type	Name	Description
Medium	medium	Medium in the connector
Pressure	p	[Pa]
flow MassFlowRate	m_flow	[kg/s]
SpecificEnthalpy	h	[J/kg]
flow EnthalpyFlowRate	H_flow	[W]

Modelica.Thermal.FluidHeatFlow.Interfaces.Partial

Partial models

Information

This package contains partial models, defining in a very compact way the basic thermodynamic equations used by the different components.

Main Authors:

Anton Haumer

Technical Consulting & Electrical Engineering
A-3423 St.Andrae-Woerden, Austria
email: a.haumer@haumer.at






Dr.Christian Kral

Österreichisches Forschungs- und Prüfzentrum Arsenal Ges.m.b.H.
[arsenal research](#)
Giefinggasse 2
A-1210 Vienna, Austria

Copyright © 1998-2007, Modelica Association, Anton Haumer and arsenal research.

The Modelica package is **free** software; it can be redistributed and/or modified under the terms of the **Modelica license**, see the license conditions and the accompanying **disclaimer** [here](#).

Package Content

Name	Description
SimpleFriction	Simple friction model
 TwoPort	Partial model of two port
 Ambient	Partial model of ambient
 AbsoluteSensor	Partial model of absolute sensor
 RelativeSensor	Partial model of relative sensor
 FlowSensor	Partial model of flow sensor

Modelica.Thermal.FluidHeatFlow.Interfaces.PartialS.SimpleFriction

Simple friction model

Information

Definition of relationship between pressure drop and volume flow rate:

$-V_{\text{flowLaminar}} < \text{VolumeFlow} < +V_{\text{flowLaminar}}$: laminar i.e. linear dependency of pressure drop on volume flow.

$-V_{\text{flowLaminar}} > \text{VolumeFlow}$ or $\text{VolumeFlow} < +V_{\text{flowLaminar}}$: turbulent i.e. quadratic dependency of pressure drop on volume flow.

Linear and quadratic dependency are coupled smoothly at $V_{\text{flowLaminar}} / dp_{\text{Laminar}}$.

Quadratic dependency is defined by nominal volume flow and pressure drop ($V_{\text{flowNominal}} / dp_{\text{Nominal}}$).

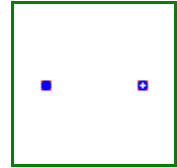
See also sketch at diagram layer.

Parameters

Type	Name	Default	Description
Simple Friction			
VolumeFlowRate	$V_{\text{flowLaminar}}$		Laminar volume flow [m ³ /s]
Pressure	dp_{Laminar}		Laminar pressure drop [Pa]
VolumeFlowRate	$V_{\text{flowNominal}}$		Nominal volume flow [m ³ /s]
Pressure	dp_{Nominal}		Nominal pressure drop [Pa]
Real	frictionLoss	0	Part of friction losses fed to medium

Modelica.Thermal.FluidHeatFlow.Interfaces.PartialTwoPort

Partial model of two port

**Information**

Partial model with two flowPorts.

Possible heat exchange with the ambient is defined by Q_{flow} ; setting this = 0 means no energy exchange. Setting parameter m (mass of medium within pipe) to zero leads to neglect of temperature transient $cv \cdot m \cdot \text{der}(T)$.

Mixing rule is applied.

Parameter $0 < \text{tapT} < 1$ defines temperature of heatPort between medium's inlet and outlet temperature.

Parameters


Type	Name	Default	Description
Medium	medium	FluidHeatFlow.Media.Medium()	Medium in the component
Mass	m		Mass of medium [kg]
Temperature	T0		Initial temperature of medium [K]
Real	tapT	1	Defines temperature of heatPort between inlet and outlet temperature

Connectors

Type	Name	Description
FlowPort_a	flowPort_a	
FlowPort_b	flowPort_b	

Modelica.Thermal.FluidHeatFlow.Interfaces.PartialAmbient

Partial model of ambient

**Information**

Partial model of (Infinite) ambient, defines pressure and temperature.

Parameters

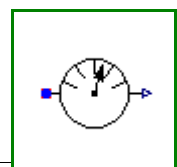
Type	Name	Default	Description
Medium	medium	FluidHeatFlow.Media.Medium()	Ambient medium

Connectors

Type	Name	Description
FlowPort_a	flowPort	

Modelica.Thermal.FluidHeatFlow.Interfaces.PartialAbsoluteSensor

Partial model of absolute sensor



Information

Partial model for an absolute sensor (pressure/temperature).
Pressure, mass flow, temperature and enthalpy flow of medium are not affected.

Parameters

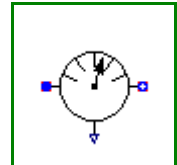
Type	Name	Default	Description
Medium	medium	FluidHeatFlow.Media.Medium()	Sensor's medium

Connectors

Type	Name	Description
FlowPort_a	flowPort	
output RealOutput	y	

Modelica.Thermal.FluidHeatFlow.Interfaces.Partial.RelativeSensor

Partial model of relative sensor



Information

Partial model for a relative sensor (pressure drop/temperature difference).
Pressure, mass flow, temperature and enthalpy flow of medium are not affected.

Parameters

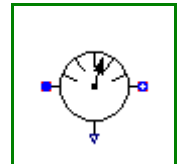
Type	Name	Default	Description
Medium	medium	FluidHeatFlow.Media.Medium()	Sensor's medium

Connectors

Type	Name	Description
FlowPort_a	flowPort_a	
FlowPort_b	flowPort_b	
output RealOutput	y	

Modelica.Thermal.FluidHeatFlow.Interfaces.Partial.FlowSensor

Partial model of flow sensor



Information

Partial model for a flow sensor (mass flow/heat flow).
Pressure, mass flow, temperature and enthalpy flow of medium are not affected, but mixing rule is applied.

Parameters

Type	Name	Default	Description
Medium	medium	FluidHeatFlow.Media.Medium()	Medium in the component

Mass	m	0	Mass of medium [kg]
Temperature	T0	0	Initial temperature of medium [K]
Real	tapT	1	Defines temperature of heatPort between inlet and outlet temperature

Connectors

Type	Name	Description
FlowPort_a	flowPort_a	
FlowPort_b	flowPort_b	
output RealOutput	y	

Modelica.Thermal.HeatTransfer

Library of 1-dimensional heat transfer with lumped elements

Information

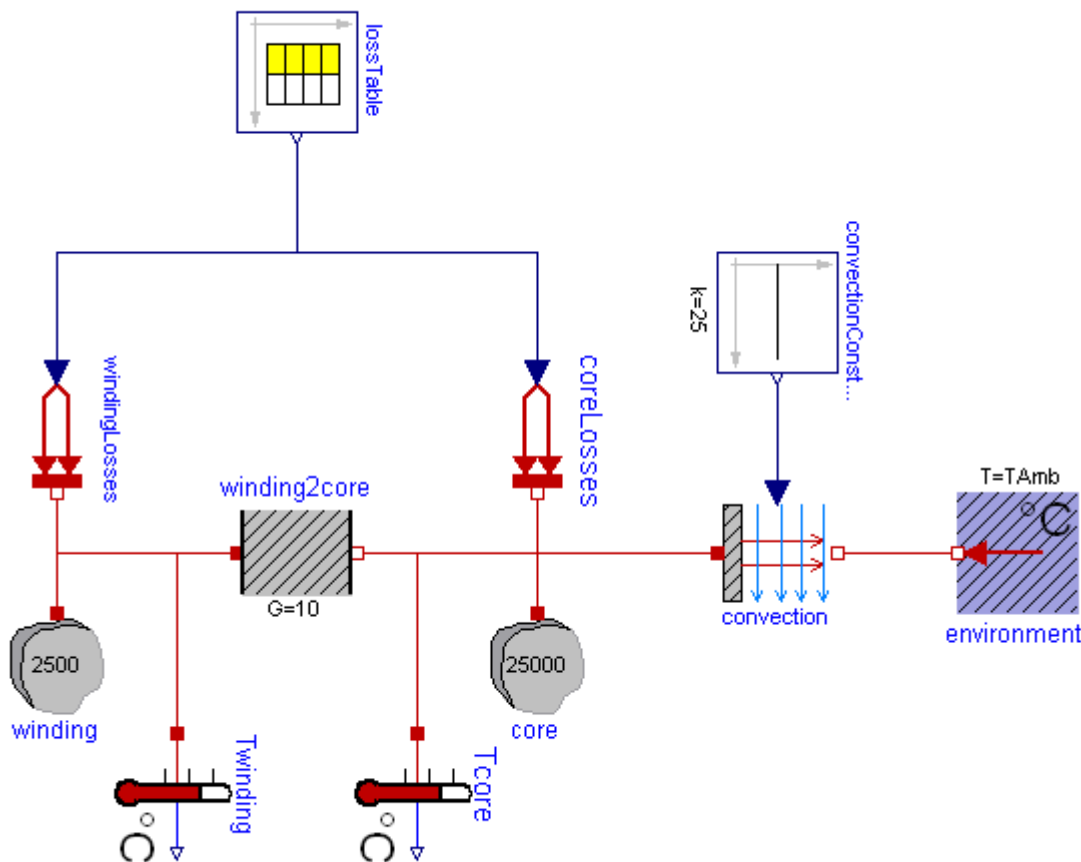
This package contains components to model **1-dimensional heat transfer** with lumped elements. This allows especially to model heat transfer in machines provided the parameters of the lumped elements, such as the heat capacity of a part, can be determined by measurements (due to the complex geometries and many materials used in machines, calculating the lumped element parameters from some basic analytic formulas is usually not possible).

Example models how to use this library are given in subpackage **Examples**.

For a first simple example, see **Examples.TwoMasses** where two masses with different initial temperatures are getting in contact to each other and arriving after some time at a common temperature.

Examples.ControlledTemperature shows how to hold a temperature within desired limits by switching on and off an electric resistor.

A more realistic example is provided in **Examples.Motor** where the heating of an electrical motor is modelled, see the following screen shot of this example:



The **filled** and **non-filled red squares** at the left and right side of a component represent **thermal ports** (connector HeatPort). Drawing a line between such squares means that they are thermally connected. The variables of a HeatPort connector are the temperature **T** at the port and the heat flow rate **Q_flow** flowing into the component (if Q_flow is positive, the heat flows into the element, otherwise it flows out of the element):

```
Modelica.SIunits.Temperature T "absolute temperature at port in Kelvin";
Modelica.SIunits.HeatFlowRate Q_flow "flow rate at the port in Watt";
```

Note, that all temperatures of this package, including initial conditions, are given in Kelvin. For convenience, in subpackages **HeatTransfer.Celsius**, **HeatTransfer.Fahrenheit** and **HeatTransfer.Rankine** components are provided such that source and sensor information is available in degree Celsius, degree Fahrenheit, or degree Rankine, respectively. Additionally, in package **SIunits.Conversions** conversion functions between the units Kelvin and Celsius, Fahrenheit, Rankine are provided. These functions may be used in the following way:

```
import SI=Modelica.SIunits;
import Modelica.SIunits.Conversions.*;
...
parameter SI.Temperature T = from_degC(25); // convert 25 degree Celsius to Kelvin
```

There are several other components available, such as AxialConduction (discretized PDE in axial direction), which have been temporarily removed from this library. The reason is that these components reference material properties, such as thermal conductivity, and currently the Modelica design group is discussing a

general scheme to describe material properties.

For technical details in the design of this library, see the following reference:

Michael Tiller (2001): [Introduction to Physical Modeling with Modelica](#). Kluwer Academic Publishers Boston.

Acknowledgements:

Several helpful remarks from the following persons are acknowledged: John Batteh, Ford Motors, Dearborn, U.S.A; [Anton Haumer](#), Technical Consulting & Electrical Engineering, Austria; Ludwig Marvan, VA TECH ELIN EBG Elektronik GmbH, Wien, Austria; Hans Olsson, Dynasim AB, Sweden; Hubertus Tummescheit, Lund Institute of Technology, Lund, Sweden.

Main Authors:

[Anton Haumer](#)

Technical Consulting & Electrical Engineering









A-3423 St.Andrae-Woerden, Austria

email: a.haumer@haumer.at

Copyright © 2001-2007, Modelica Association, Michael Tiller and DLR.

This Modelica package is free software; it can be redistributed and/or modified under the terms of the Modelica license, see the license conditions and the accompanying disclaimer in the documentation of package Modelica in file "Modelica/package.mo".

Package Content




Name	Description
 Examples	Example models to demonstrate the usage of package Modelica.Thermal.HeatTransfer
 Components	Lumped thermal components
 Sources	Thermal sources
 Sensors	Thermal sensors
 Celsius	Components with Celsius input and/or output
 Fahrenheit	Components with Fahrenheit input and/or output
 Rankine	Components with Rankine input and/or output
 Interfaces	Connectors and partial models

Modelica.Thermal.HeatTransfer.Examples

Example models to demonstrate the usage of package Modelica.Thermal.HeatTransfer

Information

Package Content

Name	Description
 TwoMasses	Simple conduction demo
 ControlledTemperature	Control temperature of a resistor
 Motor	Second order thermal model of a motor

Modelica.Thermal.HeatTransfer.Examples.TwoMasses**Simple conduction demo****Information**

This example demonstrates the thermal response of two masses connected by a conducting element. The two masses have the same heat capacity but different initial temperatures ($T_1=100$ [degC], $T_2=0$ [degC]). The mass with the higher temperature will cool off while the mass with the lower temperature heats up. They will each asymptotically approach the calculated temperature **T_final_K** (**T_final_degC**) that results from dividing the total initial energy in the system by the sum of the heat capacities of each element.

Simulate for 5 s and plot the variables
 mass1.T, mass2.T, T_final_K or
 Tsensor1.T, Tsensor2.T, T_final_degC

Parameters

Type	Name	Default	Description
Temperature	T_final_K		Projected final temperature [K]

Modelica.Thermal.HeatTransfer.Examples.ControlledTemperature**Control temperature of a resistor****Information**

A constant voltage of 10 V is applied to a temperature dependent resistor of $10 \cdot (1 + (T - 20) / (235 + 20))$ Ohms, whose losses v^2/r are dissipated via a thermal conductance of 0.1 W/K to ambient temperature 20 degree C. The resistor is assumed to have a thermal capacity of 1 J/K, having ambient temperature at the beginning of the experiment. The temperature of this heating resistor is held by an OnOff-controller at reference temperature within a given bandwidth ± 1 K by switching on and off the voltage source. The reference temperature starts at 25 degree C and rises between $t = 2$ and 8 seconds linear to 50 degree C. An appropriate simulating time would be 10 seconds.

Parameters

Type	Name	Default	Description
Temperature	TAmb	293.15	Ambient Temperature [K]
TemperatureDifference	TDif	2	Error in Temperature [K]

Modelica.Thermal.HeatTransfer.Examples.Motor**Second order thermal model of a motor****Information**

This example contains a simple second order thermal model of a motor. The periodic power losses are described by table "lossTable":

time	winding losses	core losses
0	100	500
360	100	500
360	1000	500

600 1000 500

Since constant speed is assumed, the core losses keep constant whereas the winding losses are low for 6 minutes (no-load) and high for 4 minutes (over load).

The winding losses are corrected by $(1 + \alpha \cdot (T - T_{\text{ref}}))$ because the winding's resistance is temperature dependent whereas the core losses are kept constant ($\alpha = 0$).

The power dissipation to the environment is approximated by heat flow through a thermal conductance between winding and core, partially storage of the heat in the winding's heat capacity as well as the core's heat capacity and finally by forced convection to the environment.

Since constant speed is assumed, the convective conductance keeps constant.

Using Modelica.Thermal.FluidHeatFlow it would be possible to model the coolant air flow, too (instead of simple dissipation to a constant ambient's temperature).

Simulate for 7200 s; plot Twinding.T and Tcore.T.

Parameters





Type	Name	Default	Description
Temperature	TAmb	293.15	Ambient temperature [K]

Modelica.Thermal.HeatTransfer.Components

Lumped thermal components

Information

Package Content

Name	Description
 HeatCapacitor	Lumped thermal element storing heat
 ThermalConductor	Lumped thermal element transporting heat without storing it
 Convection	Lumped thermal element for heat convection
 BodyRadiation	Lumped thermal element for radiation heat transfer

Modelica.Thermal.HeatTransfer.Components.HeatCapacitor

Lumped thermal element storing heat



Information

This is a generic model for the heat capacity of a material. No specific geometry is assumed beyond a total volume with uniform temperature for the entire volume. Furthermore, it is assumed that the heat capacity is constant (independent of temperature).

The temperature T [Kelvin] of this component is a **state**. A default of $T = 25$ degree Celsius ($= \text{Slunits.Conversions.from_degC}(25)$) is used as start value for initialization. This usually means that at start of integration the temperature of this component is 25 degrees Celsius. You may, of course, define a different temperature as start value for initialization. Alternatively, it is possible to set parameter **steadyStateStart** to **true**. In this case the additional equation ' $\text{der}(T) = 0$ ' is used during initialization, i.e., the temperature T is computed in such a way that the component starts in **steady state**. This is useful in cases, where one would like to start simulation in a suitable operating point without being forced to integrate for a long time to arrive

at this point.

Note, that parameter **steadyStateStart** is not available in the parameter menu of the simulation window, because its value is utilized during translation to generate quite different equations depending on its setting. Therefore, the value of this parameter can only be changed before translating the model.

This component may be used for complicated geometries where the heat capacity C is determined by measurements. If the component consists mainly of one type of material, the **mass** m of the component may be measured or calculated and multiplied with the **specific heat capacity** cp of the component material to compute C :

```
C = cp*m.
Typical values for cp at 20 degC in J/(kg.K):
aluminium    896
concrete      840
copper        383
iron          452
silver        235
steel         420 ... 500 (V2A)
wood          2500
```

Parameters

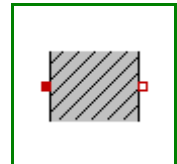
Type	Name	Default	Description
HeatCapacity	C		Heat capacity of element (= $cp \cdot m$) [J/K]

Connectors

Type	Name	Description
HeatPort_a	port	

Modelica.Thermal.HeatTransfer.Components.ThermalConductor

Lumped thermal element transporting heat without storing it



Information

This is a model for transport of heat without storing it. It may be used for complicated geometries where the thermal conductance G (= inverse of thermal resistance) is determined by measurements and is assumed to be constant over the range of operations. If the component consists mainly of one type of material and a regular geometry, it may be calculated, e.g., with one of the following equations:

- Conductance for a **box** geometry under the assumption that heat flows along the box length:

```
G = k*A/L
k: Thermal conductivity (material constant)
A: Area of box
L: Length of box
```

- Conductance for a **cylindrical** geometry under the assumption that heat flows from the inside to the outside radius of the cylinder:

```
G = 2*pi*k*L/log(r_out/r_in)
pi  : Modelica.Constants.pi
k   : Thermal conductivity (material constant)
L   : Length of cylinder
log : Modelica.Math.log;
```

```
r_out: Outer radius of cylinder
r_in : Inner radius of cylinder
```

Typical values for k at 20 degC in W/(m.K):

```
aluminium  220
concrete    1
copper      384
iron        74
silver      407
steel       45 .. 15 (V2A)
wood        0.1 ... 0.2
```

Parameters

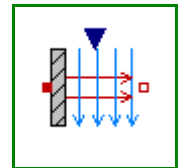
Type	Name	Default	Description
ThermalConductance	G		Constant thermal conductance of material [W/K]

Connectors

Type	Name	Description
HeatPort_a	port_a	
HeatPort_b	port_b	

Modelica.Thermal.HeatTransfer.Components.Convection

Lumped thermal element for heat convection



Information

This is a model of linear heat convection, e.g., the heat transfer between a plate and the surrounding air. It may be used for complicated solid geometries and fluid flow over the solid by determining the convective thermal conductance G_c by measurements. The basic constitutive equation for convection is

```
Q_flow = Gc*(solid.T - fluid.T);
Q_flow: Heat flow rate from connector 'solid' (e.g. a plate)
       to connector 'fluid' (e.g. the surrounding air)
```

$G_c = G.\text{signal}[1]$ is an input signal to the component, since G_c is nearly never constant in practice. For example, G_c may be a function of the speed of a cooling fan. For simple situations, G_c may be *calculated* according to

```
Gc = A*h
A: Convection area (e.g. perimeter*length of a box)
h: Heat transfer coefficient
```

where the heat transfer coefficient h is calculated from properties of the fluid flowing over the solid. Examples:

Machines cooled by air (empirical, very rough approximation according to R. Fischer: Elektrische Maschinen, 10th edition, Hanser-Verlag 1999, p. 378):

```
h = 7.8*v^0.78 [W/(m2.K)] (forced convection)
  = 12          [W/(m2.K)] (free convection)
```

where

```
v: Air velocity in [m/s]
```

Laminar flow with constant velocity of a fluid along a **flat plate** where the heat flow rate from the plate to the fluid (= solid.Q_flow) is kept constant (according to J.P.Holman: Heat Transfer, 8th edition, McGraw-Hill, 1997, p.270):

```

h = Nu*k/x;
Nu = 0.453*Re^(1/2)*Pr^(1/3);
where
  h : Heat transfer coefficient
  Nu := h*x/k          (Nusselt number)
  Re := v*x*rho/mue    (Reynolds number)
  Pr := cp*mue/k       (Prandtl number)
  v  : Absolute velocity of fluid
  x  : distance from leading edge of flat plate
  rho: density of fluid (material constant)
  mue: dynamic viscosity of fluid (material constant)
  cp : specific heat capacity of fluid (material constant)
  k  : thermal conductivity of fluid (material constant)
and the equation for h holds, provided
  Re < 5e5 and 0.6 < Pr < 50

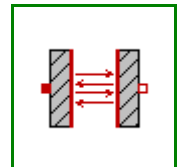
```

Connectors

Type	Name	Description
input RealInput	Gc	Signal representing the convective thermal conductance in [W/K]
HeatPort_a	solid	
HeatPort_b	fluid	

Modelica.Thermal.HeatTransfer.Components.BodyRadiation

Lumped thermal element for radiation heat transfer



Information

This is a model describing the thermal radiation, i.e., electromagnetic radiation emitted between two bodies as a result of their temperatures. The following constitutive equation is used:

$$Q_{\text{flow}} = Gr \cdot \sigma \cdot (\text{port_a}.T^4 - \text{port_b}.T^4);$$

where Gr is the radiation conductance and sigma is the Stefan-Boltzmann constant (= Modelica.Constants.sigma). Gr may be determined by measurements and is assumed to be constant over the range of operations.

For simple cases, Gr may be analytically computed. The analytical equations use epsilon, the emission value of a body which is in the range 0..1. Epsilon=1, if the body absorbs all radiation (= black body). Epsilon=0, if the body reflects all radiation and does not absorb any.

```

Typical values for epsilon:
aluminium, polished    0.04
copper, polished       0.04
gold, polished         0.02
paper                  0.09
rubber                 0.95
silver, polished       0.02
wood                   0.85..0.9

```

Analytical Equations for Gr

Small convex object in large enclosure (e.g., a hot machine in a room):

```
Gr = e*A
where
  e: Emission value of object (0..1)
  A: Surface area of object where radiation
    heat transfer takes place
```

Two parallel plates:

```
Gr = A/(1/e1 + 1/e2 - 1)
where
  e1: Emission value of plate1 (0..1)
  e2: Emission value of plate2 (0..1)
  A : Area of plate1 (= area of plate2)
```

Two long cylinders in each other, where radiation takes place from the inner to the outer cylinder):

```
Gr = 2*pi*r1*L/(1/e1 + (1/e2 - 1)*(r1/r2))
where
  pi: = Modelica.Constants.pi
  r1: Radius of inner cylinder
  r2: Radius of outer cylinder
  L : Length of the two cylinders
  e1: Emission value of inner cylinder (0..1)
  e2: Emission value of outer cylinder (0..1)
```

Parameters

Type	Name	Default	Description
Real	Gr		Net radiation conductance between two surfaces (see docu) [m2]

Connectors





Type	Name	Description
HeatPort_a	port_a	
HeatPort_b	port_b	

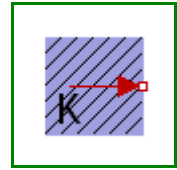
Modelica.Thermal.HeatTransfer.Sources

Thermal sources

Information

Package Content

Name	Description
 FixedTemperature	Fixed temperature boundary condition in Kelvin
 PrescribedTemperature	Variable temperature boundary condition in Kelvin
 FixedHeatFlow	Fixed heat flow boundary condition
 PrescribedHeatFlow	Prescribed heat flow boundary condition

Modelica.Thermal.HeatTransfer.Sources.FixedTemperature**Fixed temperature boundary condition in Kelvin****Information**

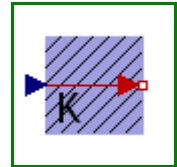
This model defines a fixed temperature T at its port in Kelvin, i.e., it defines a fixed temperature as a boundary condition.

Parameters

Type	Name	Default	Description
Temperature	T		Fixed temperature at port [K]

Connectors

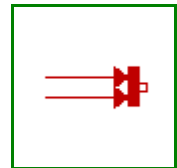
Type	Name	Description
HeatPort_b	port	

Modelica.Thermal.HeatTransfer.Sources.PrescribedTemperature**Variable temperature boundary condition in Kelvin****Information**

This model represents a variable temperature boundary condition. The temperature in [K] is given as input signal T to the model. The effect is that an instance of this model acts as an infinite reservoir able to absorb or generate as much energy as required to keep the temperature at the specified value.

Connectors

Type	Name	Description
HeatPort_b	port	
input RealInput	T	

Modelica.Thermal.HeatTransfer.Sources.FixedHeatFlow**Fixed heat flow boundary condition****Information**

This model allows a specified amount of heat flow rate to be "injected" into a thermal system at a given port. The constant amount of heat flow rate Q_{flow} is given as a parameter. The heat flows into the component to which the component FixedHeatFlow is connected, if parameter Q_{flow} is positive.

If parameter α is > 0 , the heat flow is multiplied by $(1 + \alpha \cdot (\text{port.T} - T_{\text{ref}}))$ in order to simulate temperature dependent losses (which are given an reference temperature T_{ref}).

Parameters

Type	Name	Default	Description
HeatFlowRate	Q_{flow}		Fixed heat flow rate at port [W]
Temperature	T_{ref}	293.15	Reference temperature [K]

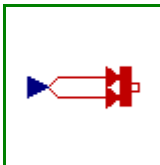
LinearTemperatureCoefficient	alpha	0	Temperature coefficient of heat flow rate [1/K]
------------------------------	-------	---	---

Connectors

Type	Name	Description
HeatPort_b	port	

Modelica.Thermal.HeatTransfer.Sources.PrescribedHeatFlow

Prescribed heat flow boundary condition



Information

This model allows a specified amount of heat flow rate to be "injected" into a thermal system at a given port. The amount of heat is given by the input signal Q_{flow} into the model. The heat flows into the component to which the component PrescribedHeatFlow is connected, if the input signal is positive.

If parameter alpha is > 0 , the heat flow is multiplied by $(1 + \alpha \cdot (\text{port.T} - T_{\text{ref}}))$ in order to simulate temperature dependent losses (which are given an reference temperature T_{ref}).

Parameters

Type	Name	Default	Description
Temperature	T_{ref}	293.15	Reference temperature [K]
LinearTemperatureCoefficient	alpha	0	Temperature coefficient of heat flow rate [1/K]

Connectors




Type	Name	Description
input RealInput	Q_{flow}	
HeatPort_b	port	

Modelica.Thermal.HeatTransfer.Sensors

Thermal sensors

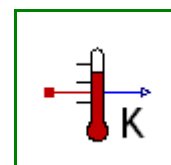
Information

Package Content

Name	Description
 TemperatureSensor	Absolute temperature sensor in Kelvin
 RelTemperatureSensor	Relative Temperature sensor
 HeatFlowSensor	Heat flow rate sensor

Modelica.Thermal.HeatTransfer.Sensors.TemperatureSensor

Absolute temperature sensor in Kelvin



Information

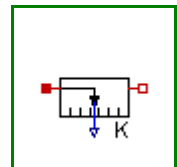
This is an ideal absolute temperature sensor which returns the temperature of the connected port in Kelvin as an output signal. The sensor itself has no thermal interaction with whatever it is connected to. Furthermore, no thermocouple-like lags are associated with this sensor model.

Connectors

Type	Name	Description
output RealOutput	T	
HeatPort_a	port	

Modelica.Thermal.HeatTransfer.Sensors.RelTemperatureSensor

Relative Temperature sensor



Information

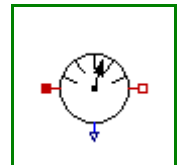
The relative temperature "port_a.T - port_b.T" is determined between the two ports of this component and is provided as output signal in Kelvin.

Connectors

Type	Name	Description
HeatPort_a	port_a	
HeatPort_b	port_b	
output RealOutput	T_rel	

Modelica.Thermal.HeatTransfer.Sensors.HeatFlowSensor

Heat flow rate sensor



Information

This model is capable of monitoring the heat flow rate flowing through this component. The sensed value of heat flow rate is the amount that passes through this sensor while keeping the temperature drop across the sensor zero. This is an ideal model so it does not absorb any energy and it has no direct effect on the thermal response of a system it is included in. The output signal is positive, if the heat flows from port_a to port_b.

Connectors

Type	Name	Description
output RealOutput	Q_flow	Heat flow from port_a to port_b
HeatPort_a	port_a	
HeatPort_b	port_b	

Modelica.Thermal.HeatTransfer.Celsius

Components with Celsius input and/or output






Information

The components of this package are provided for the convenience of people working mostly with Celsius units, since all models in package HeatTransfer are based on Kelvin units.

Note, that in package SIunits.Conversions, functions are provided to convert between the units Kelvin, degree Celsius, degree Fahrenheit, and degree Rankine. These functions allow, e.g., a direct conversion of units at all places where Kelvin is required as parameter. Example:

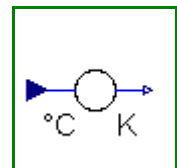
```
import SIunits.Conversions.*;
Modelica.Thermal.HeatTransfer.HeatCapacitor C(T0 = from_degC(20));
```

Package Content

Name	Description
 ToKelvin	Conversion block from °Celsius to Kelvin
 FromKelvin	Conversion from Kelvin to °Celsius
 FixedTemperature	Fixed temperature boundary condition in degree Celsius
 PrescribedTemperature	Variable temperature boundary condition in °Celsius
 TemperatureSensor	Absolute temperature sensor in °Celsius

Modelica.Thermal.HeatTransfer.Celsius.ToKelvin

Conversion block from °Celsius to Kelvin



Information

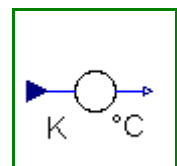
This component converts an input signal from Celsius to Kelvin and provide is as output signal.

Connectors

Type	Name	Description
input RealInput	Celsius	
output RealOutput	Kelvin	

Modelica.Thermal.HeatTransfer.Celsius.FromKelvin

Conversion from Kelvin to °Celsius

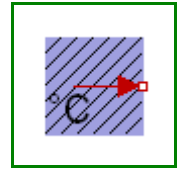


Information

This component converts an input signal from Kelvin to Celsius and provides is as output signal.

Connectors

Type	Name	Description
input RealInput	Kelvin	
output RealOutput	Celsius	

Modelica.Thermal.HeatTransfer.Celsius.FixedTemperature**Fixed temperature boundary condition in degree Celsius****Information**

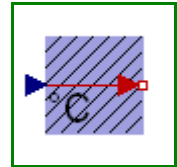
This model defines a fixed temperature T at its port in [degC], i.e., it defines a fixed temperature as a boundary condition.

Parameters

Type	Name	Default	Description
Temperature_degC	T		Fixed Temperature at the port [degC]

Connectors

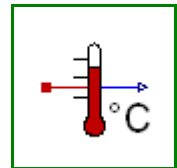
Type	Name	Description
HeatPort_b	port	

Modelica.Thermal.HeatTransfer.Celsius.PrescribedTemperature**Variable temperature boundary condition in °Celsius****Information**

This model represents a variable temperature boundary condition. The temperature value in [degC] is given by the input signal to the model. The effect is that an instance of this model acts as an infinite reservoir able to absorb or generate as much energy as required to keep the temperature at the specified value.

Connectors

Type	Name	Description
HeatPort_b	port	
input RealInput	T	

Modelica.Thermal.HeatTransfer.Celsius.TemperatureSensor**Absolute temperature sensor in °Celsius****Information**

This is an ideal absolute temperature sensor which returns the temperature of the connected port in Celsius as an output signal. The sensor itself has no thermal interaction with whatever it is connected to. Furthermore, no thermocouple-like lags are associated with this sensor model.

Connectors

Type	Name	Description
output RealOutput	T	
HeatPort_a	port	

Modelica.Thermal.HeatTransfer.Fahrenheit

Components with Fahrenheit input and/or output






Information

The components of this package are provided for the convenience of people working mostly with Fahrenheit units, since all models in package HeatTransfer are based on Kelvin units.

Note, that in package SIunits.Conversions, functions are provided to convert between the units Kelvin, degree Celsius, degree Fahrenheit and degree Rankine. These functions allow, e.g., a direct conversion of units at all places where Kelvin is required as parameter. Example:

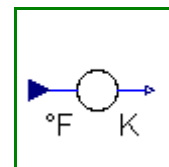
```
import SIunits.Conversions.*;
Modelica.Thermal.HeatTransfer.HeatCapacitor C(T0 = from_degF(70));
```

Package Content

Name	Description
 ToKelvin	Conversion block from °Fahrenheit to Kelvin
 FromKelvin	Conversion from Kelvin to °Fahrenheit
 FixedTemperature	Fixed temperature boundary condition in °Fahrenheit
 PrescribedTemperature	Variable temperature boundary condition in °Fahrenheit
 TemperatureSensor	Absolute temperature sensor in °Fahrenheit

Modelica.Thermal.HeatTransfer.Fahrenheit.ToKelvin

Conversion block from °Fahrenheit to Kelvin



Information

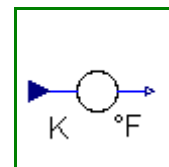
This component converts a input signal from degree Fahrenheit to Kelvin and provides is as output signal.

Connectors

Type	Name	Description
input RealInput	Fahrenheit	
output RealOutput	Kelvin	

Modelica.Thermal.HeatTransfer.Fahrenheit.FromKelvin

Conversion from Kelvin to °Fahrenheit



Information

This component converts all input signals from Kelvin to Fahrenheit and provides them as output signals.

Parameters

Type	Name	Default	Description
------	------	---------	-------------

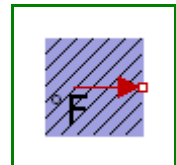
Integer	n	1	Number of inputs (= number of outputs)
---------	---	---	--

Connectors

Type	Name	Description
input RealInput	Kelvin	
output RealOutput	Fahrenheit	

Modelica.Thermal.HeatTransfer.Fahrenheit.FixedTemperature

Fixed temperature boundary condition in °Fahrenheit



Information

This model defines a fixed temperature T at its port in [degF], i.e., it defines a fixed temperature as a boundary condition.

Parameters

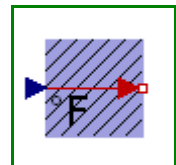
Type	Name	Default	Description
Temperature_degF	T		Fixed Temperature at the port [degF]

Connectors

Type	Name	Description
HeatPort_b	port	

Modelica.Thermal.HeatTransfer.Fahrenheit.PrescribedTemperature

Variable temperature boundary condition in °Fahrenheit



Information

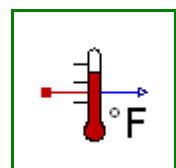
This model represents a variable temperature boundary condition. The temperature value in [degF] is given by the input signal to the model. The effect is that an instance of this model acts as an infinite reservoir able to absorb or generate as much energy as required to keep the temperature at the specified value.

Connectors

Type	Name	Description
HeatPort_b	port	
input RealInput	T	

Modelica.Thermal.HeatTransfer.Fahrenheit.TemperatureSensor

Absolute temperature sensor in °Fahrenheit



Information

This is an ideal absolute temperature sensor which returns the temperature of the connected port in Fahrenheit as an output signal. The sensor itself has no thermal interaction with whatever it is connected to.

Furthermore, no thermocouple-like lags are associated with this sensor model.

Connectors

Type	Name	Description
output RealOutput	T	
HeatPort_a	port	

Modelica.Thermal.HeatTransfer.Rankine

Components with Rankine input and/or output






Information

The components of this package are provided for the convenience of people working mostly with Rankine units, since all models in package HeatTransfer are based on Kelvin units.

Note, that in package SIunits.Conversions, functions are provided to convert between the units Kelvin, degree Celsius, degree Fahrenheit and degree Rankine. These functions allow, e.g., a direct conversion of units at all places where Kelvin is required as parameter. Example:

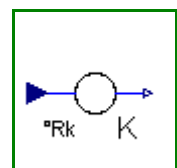
```
import SIunits.Conversions.*;
Modelica.Thermal.HeatTransfer.HeatCapacitor C(T0 = from_degRk(500));
```

Package Content

Name	Description
 ToKelvin	Conversion block from °Rankine to Kelvin
 FromKelvin	Conversion from Kelvin to °Rankine
 FixedTemperature	Fixed temperature boundary condition in °Rankine
 PrescribedTemperature	Variable temperature boundary condition in °Rankine
 TemperatureSensor	Absolute temperature sensor in °Rankine

Modelica.Thermal.HeatTransfer.Rankine.ToKelvin

Conversion block from °Rankine to Kelvin



Information

This component converts all input signals from degree Rankine to Kelvin and provides them as output signals.

Parameters

Type	Name	Default	Description
Integer	n	1	Number of inputs (= number of outputs)

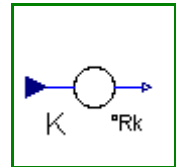
Connectors

Type	Name	Description
------	------	-------------

input RealInput	Rankine	
output RealOutput	Kelvin	

Modelica.Thermal.HeatTransfer.Rankine.FromKelvin

Conversion from Kelvin to °Rankine



Information

This component converts all input signals from Kelvin to Rankine and provides them as output signals.

Parameters

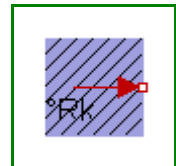
Type	Name	Default	Description
Integer	n	1	Number of inputs (= number of outputs)

Connectors

Type	Name	Description
input RealInput	Kelvin	
output RealOutput	Rankine	

Modelica.Thermal.HeatTransfer.Rankine.FixedTemperature

Fixed temperature boundary condition in °Rankine



Information

This model defines a fixed temperature T at its port in degree Rankine, [degRk], i.e., it defines a fixed temperature as a boundary condition.

Parameters

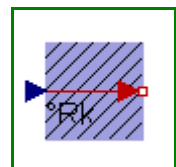
Type	Name	Default	Description
Temperature_degRk	T		Fixed Temperature at the port [degRk]

Connectors

Type	Name	Description
HeatPort_b	port	

Modelica.Thermal.HeatTransfer.Rankine.PrescribedTemperature

Variable temperature boundary condition in °Rankine



Information

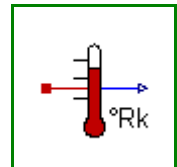
This model represents a variable temperature boundary condition. The temperature value in degree Rankine, [degRk] is given by the input signal to the model. The effect is that an instance of this model acts as an infinite reservoir able to absorb or generate as much energy as required to keep the temperature at the specified value.

Connectors

Type	Name	Description
HeatPort_b	port	
input RealInput	T	

Modelica.Thermal.HeatTransfer.Rankine.TemperatureSensor

Absolute temperature sensor in °Rankine



Information

This is an ideal absolute temperature sensor which returns the temperature of the connected port in Rankine as an output signal. The sensor itself has no thermal interaction with whatever it is connected to. Furthermore, no thermocouple-like lags are associated with this sensor model.

Connectors





Type	Name	Description
output RealOutput	T	
HeatPort_a	port	

Modelica.Thermal.HeatTransfer.Interfaces

Connectors and partial models

Information

Package Content

Name	Description
 HeatPort	Thermal port for 1-dim. heat transfer
 HeatPort_a	Thermal port for 1-dim. heat transfer (filled rectangular icon)
 HeatPort_b	Thermal port for 1-dim. heat transfer (unfilled rectangular icon)
 Element1D	Partial heat transfer element with two HeatPort connectors that does not store energy


Modelica.Thermal.HeatTransfer.Interfaces.HeatPort

Thermal port for 1-dim. heat transfer

Information

Contents

Type	Name	Description
Temperature	T	Port temperature [K]
flow HeatFlowRate	Q_flow	Heat flow rate (positive if flowing from outside into the component) [W]

Modelica.Thermal.HeatTransfer.Interfaces.HeatPort_a**Thermal port for 1-dim. heat transfer (filled rectangular icon)****Information**

This connector is used for 1-dimensional heat flow between components. The variables in the connector are:

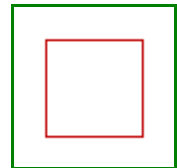
```
T      Temperature in [Kelvin].
Q_flow Heat flow rate in [Watt].
```

According to the Modelica sign convention, a **positive** heat flow rate **Q_flow** is considered to flow **into** a component. This convention has to be used whenever this connector is used in a model class.

Note, that the two connector classes **HeatPort_a** and **HeatPort_b** are identical with the only exception of the different **icon layout**.

Contents

Type	Name	Description
Temperature	T	Port temperature [K]
flow HeatFlowRate	Q_flow	Heat flow rate (positive if flowing from outside into the component) [W]

Modelica.Thermal.HeatTransfer.Interfaces.HeatPort_b**Thermal port for 1-dim. heat transfer (unfilled rectangular icon)****Information**

This connector is used for 1-dimensional heat flow between components. The variables in the connector are:

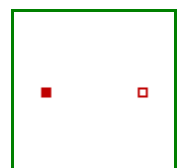
```
T      Temperature in [Kelvin].
Q_flow Heat flow rate in [Watt].
```

According to the Modelica sign convention, a **positive** heat flow rate **Q_flow** is considered to flow **into** a component. This convention has to be used whenever this connector is used in a model class.

Note, that the two connector classes **HeatPort_a** and **HeatPort_b** are identical with the only exception of the different **icon layout**.

Contents

Type	Name	Description
Temperature	T	Port temperature [K]
flow HeatFlowRate	Q_flow	Heat flow rate (positive if flowing from outside into the component) [W]

Modelica.Thermal.HeatTransfer.Interfaces.Element1D**Partial heat transfer element with two HeatPort connectors that does not store energy**

Information

This partial model contains the basic connectors and variables to allow heat transfer models to be created that **do not store energy**. This model defines and includes equations for the temperature drop across the element, **dT**, and the heat flow rate through the element from port_a to port_b, **Q_flow**.

By extending this model, it is possible to write simple constitutive equations for many types of heat transfer components.

Connectors

Type	Name	Description
HeatPort_a	port_a	
HeatPort_b	port_b	

Modelica.Utilities

Library of utility functions dedicated to scripting (operating on files, streams, strings, system)

Information

This package contains Modelica **functions** that are especially suited for **scripting**. The functions might be used to work with strings, read data from file, write data to file or copy, move and remove files.

For an introduction, have especially a look at:

- [Modelica.Utilities.User's Guide](#) discusses the most important aspects of this library.
- [Modelica.Utilities.Examples](#) contains examples that demonstrate the usage of this library.








The following main sublibraries are available:

- [Files](#) provides functions to operate on files and directories, e.g., to copy, move, remove files.
- [Streams](#) provides functions to read from files and write to files.
- [Strings](#) provides functions to operate on strings. E.g. substring, find, replace, sort, scanToken.
- [System](#) provides functions to interact with the environment. E.g., get or set the working directory or environment variables and to send a command to the default shell.

Copyright © 1998-2007, Modelica Association, DLR and Dynasim.

*This Modelica package is **free** software; it can be redistributed and/or modified under the terms of the **Modelica license**, see the license conditions and the accompanying [disclaimer here](#).*

Package Content

Name	Description
 UsersGuide	User's Guide of Utilities Library
 Examples	Examples to demonstrate the usage of package Modelica.Utilities
 Files	Functions to work with files and directories
 Streams	Read from files and write to files
 Strings	Operations on strings
 System	Interaction with environment
 Types	Type definitions used in package Modelica.Utilities

Modelica.Utilities.UsersGuide




Library **Modelica.Utilities** contains Modelica **functions** that are especially suited for **scripting**. Currently, only a rudimentary User's Guide is present. This will be improved in the next releases. The User's Guide has currently the following chapters:

1. [Release Notes](#) summarizes the differences between different versions of this library.
2. [ImplementationNotes](#) describes design decisions for this library especially for Modelica tool vendors.
3. [Contact](#) provides information about the authors of the library as well as acknowledgments.

Error handling

In case of error, all functions in this library use a Modelica "assert(..)" to provide an error message and to cancel all actions. This means that functions do not return, if an error is triggered inside the function. In the near future, an exception handling mechanism will be introduced in Modelica that will allow to catch errors at a defined place.

Package Content

Name	Description
 ImplementationNotes	Implementation Notes
 ReleaseNotes	Release notes
 Contact	Contact

Modelica.Utilities.UsersGuide.ImplementationNotes

Below the major design decisions of this library are summarized.

- **C-Function Interface**

This library contains several interfaces to C-functions in order to operate with the environment. As will become clear, it is usually required that a Modelica tool vendor provides an implementation of these C-functions that are suited for his environment. In directory "Modelica.Utilities\C-Sources" a reference implementation is given for Microsoft Windows Systems and for POSIX environments. The files "ModelicaInternal.c" and "ModelicaStrings.c" can be used as a basis for the integration in the vendors environment.

- **Character Encoding**

The representation of characters is different in operating systems. The more modern ones (e.g. Windows-NT) use an early variant of Unicode (16 bit per character) other (e.g. Windows-ME) use 8-bit encoding. Also 32 bit per character and multi-byte representations are in use. This is important, since e.g., Japanese Modelica users need Unicode representation. The design in this library is done in such a way that a basic set of calls to the operating system hides the actual character representation. This means, that all functions of this package can be used independent from the underlying character representation.

The C-interface of the Modelica language provides only an 8-bit character encoding passing mechanism of strings. As a result, the reference implementation in "Modelica.Utilities\C-Source" needs to be adapted to the character representation supported in the Modelica vendor environment.

- **Internal String Representation**

The design of this package was made in order that string handling is convenient. This is in contrast to, e.g., the C-language, where string handling is inconvenient, cumbersome and error prone, but on the other hand is in some sense "efficient". The standard reference implementation in "Modelica.Utilities\C-Source" is based on the standard C definition of a string, i.e., a pointer to a sequence of characters, ended with a null terminating character. In order that the string handling in this package is convenient, some assumptions have been made, especially, that the access to a substring is efficient ($O(1)$ access instead of $O(n)$ as in standard C). This allows to hide string pointer arithmetic from the user. In such a case, a similar efficiency as in C can be expected for most high

level operations, such as find, sort, replace. The "efficient character access" can be reached if, e.g., the number of characters are stored in a string, and the length of a character is fixed, say 16 or 32 bit (if all Unicode characters shall be represented). A vendor should adapt the reference implementation in this respect.

- **String copy = pointer copy**

The Modelica language has no mechanism to change a character of a string. When a string has to be modified, the only way to achieve this is to generate it newly. The advantage is that a Modelica tool can treat a string as a constant entity and can replace (expensive) string copy operations by pointer copy operations. For example, when sorting a set of strings the following type of operations occur:

```
String s[:], s_temp;
...
s_temp := s[i];
s[i]    := s[j];
s[j]    := s_temp;
```

Formally, three strings are copied. Due to the feature sketched above, a Modelica tool can replace this copy operation by pointer assignments, a very "cheap" operation. The Modelica.Utilities functions will perform efficiently, if such types of optimizations are supported by the tool.

Modelica.Utilities.UsersGuide.ReleaseNotes**Version 1.0, 2004-09-29**

First version implemented.



Modelica.Utilities.UsersGuide.Contact**Responsible for Library:**

Dag Brück, Dynasim AB, Sweden.
email: Dag@Dynasim.se

**Acknowledgements:**

- This library has been designed by:
 - Dag Brück, Dynasim AB, Sweden
 - Hilding Elmqvist, Dynasim AB, Sweden
 - Hans Olsson, Dynasim AB, Sweden
 - Martin Otter, DLR Oberpfaffenhofen, Germany.
- The library including the C reference implementation has been implemented by Martin Otter and Dag Brück.
- The Examples.calculator demonstration to implement a calculator with this library is from Hilding Elmqvist.
- Helpful comments from Kaj Nyström, PELAB, Linköping, Sweden, are appreciated, as well as discussions at the 34th, 36th, and 40th Modelica Design Meetings in Vienna, Linköping, and Dresden.

Modelica.Utilities.Examples





Examples to demonstrate the usage of package Modelica.Utilities

Information

This package contains quite involved examples that demonstrate how to use the functions of package Modelica.Utilities. In particular the following examples are present.

- Function `calculator` is an interpreter to evaluate expressions consisting of `+, -, *, /, (), sin(), cos(), tan(), sqrt(), pi`. For example: `calculator("1.5*sin(pi/6)")`;
- Function `expression` is the basic function used in "calculator" to evaluate an expression. It is useful if the expression interpreter is used in a larger scan operation (such as `readRealParameter` below).
- Function `readRealParameter` reads the value of a parameter from file, given the file and the parameter name. The value on file is interpreted with the `Examples.expression` function and can therefore be an expression.
- Model `readRealParameterModel` is a test model to demonstrate the usage of "readRealParameter". The model contains 3 parameters that are read from file "Modelica.Utilities/data/Examples_readRealParameters.txt".

Package Content

Name	Description
 <code>calculator</code>	Interpreter to evaluate simple expressions consisting of <code>+, -, *, /, (), sin(), cos(), tan(), sqrt(), pi</code>
 <code>expression</code>	Expression interpreter that returns with the position after the expression (expression may consist of <code>+, -, *, /, (), sin(), cos(), tan(), sqrt(), pi</code>)
 <code>readRealParameter</code>	Read the value of a Real parameter from file
 <code>readRealParameterModel</code>	Demonstrate usage of <code>Examples.readRealParameter/.expression</code>

Modelica.Utilities.Examples.calculator

Interpreter to evaluate simple expressions consisting of `+, -, *, /, (), sin(), cos(), tan(), sqrt(), pi`



Information

Syntax

```
result = calculator(expression);
```

Description

This function demonstrates how a simple expression calculator can be implemented in form of a recursive decent parser using basically the `Strings.scanToken(..)` and `Strings.scanDelimiter(..)` function.

The following operations are supported (`pi=3.14..` is a predefined constant):

```
+, -
*, /
(expression)
sin(expression)
```



```
cos(expression)
tan(expression)
sqrt(expression)
pi
```

Example

```
calculator("2+3*(4-1)"); // returns 11
calculator("sin(pi/6)"); // returns 0.5
```

Inputs

Type	Name	Default	Description
String	string		Expression that is evaluated

Outputs

Type	Name	Description
Real	result	Value of expression

Modelica.Utilities.Examples.expression

Expression interpreter that returns with the position after the expression (expression may consist of +, -, *, /, (), sin(), cos(), tan(), sqrt(), pi



Information

Syntax

```
result = expression(string);
(result, nextIndex) = expression(string, startIndex=1, message="");
```

Description

This function is nearly the same as Examples.**calculator**. The essential difference is that function "expression" might be used in other parsing operations: After the expression is parsed and evaluated, the function returns with the value of the expression as well as the position of the character directly after the expression.

This function demonstrates how a simple expression calculator can be implemented in form of a recursive decent parser using basically the Strings.scanToken(..) and scanDelimiters(..) function. There are 2 local functions (term, primary) that implement the corresponding part of the grammar.

The following operations are supported (pi=3.14.. is a predefined constant):

```
+, -
*, /
(expression)
sin(expression)
cos(expression)
tan(expression)
sqrt(expression)
pi
```

The optional argument "startIndex" defines at which position scanning of the expression starts.

In case of error, the optional argument "message" is appended to the error message, in order to give additional information where the error occurred.

This function parses the following grammar

```

expression: [ add_op ] term { add_op term }
add_op    : "+" | "-"
term      : primary { mul_op primary }
mul_op    : "*" | "/"
primary   : UNSIGNED_NUMBER
           | pi
           | ( expression )
           | functionName( expression )
function  : sin
           | cos
           | tan
           | sqrt

```

Note, in Examples.readRealParameter it is shown, how the expression function can be used as part of another scan operation.

Example

```

expression("2+3*(4-1)"); // returns 11
expression("sin(pi/6)"); // returns 0.5

```

Inputs

Type	Name	Default	Description
String	string		Expression that is evaluated
Integer	startIndex	1	Start scanning of expression at character startIndex
String	message	""	Message used in error message if scan is not successful

Outputs

Type	Name	Description
Real	result	Value of expression
Integer	nextIndex	Index after the scanned expression

Modelica.Utilities.Examples.readRealParameter

Read the value of a Real parameter from file

Information

Syntax

```
result = readRealParameter(fileName, name);
```

Description

This function demonstrates how a function can be implemented that reads the value of a parameter from file.



The function performs the following actions:

1. It opens file "fileName" and reads the lines of the file.
2. In every line, Modelica line comments ("// ... end-of-line") are skipped
3. If a line consists of "name = expression" and the "name" in this line is identical to the second argument "name" of the function call, the expression calculator Examples.expression is used to evaluate the expression after the "=" character. The expression can optionally be terminated with a ";".
4. The result of the expression evaluation is returned as the value of the parameter "name".

Example

On file "test.txt" the following lines might be present:

```
// Motor data
J      = 2.3      // inertia
w_rel0 = 1.5*2;   // relative angular velocity
phi_rel0 = pi/3
```

The function returns the value "3.0" when called as:

```
readRealParameter("test.txt", "w_rel0")
```

Inputs

Type	Name	Default	Description
String	fileName		Name of file
String	name		Name of parameter

Outputs

Type	Name	Description
Real	result	Actual value of parameter on file

Modelica.Utilities.Examples.readRealParameterModel

Demonstrate usage of Examples.readRealParameter/.expression



Information

Model that shows the usage of Examples.readRealParameter and Examples.expression. The model has 3 parameters and the values of these parameters are read from a file.

Parameters

Type	Name	Default	Description
String	file	"Modelica/Utilities/data/Exa..."	File on which data is present
Inertia	J	readRealParameter(file, "J")	Inertia [kg.m2]
Angle	phi_rel0	readRealParameter(file, "phi...")	Relative angle [rad]
AngularVelocity	w_rel0	readRealParameter(file, "w_r...")	Relative angular velocity [rad/s]

Modelica.Utilities.Files

Functions to work with files and directories

Information

This package contains functions to work with files and directories. As a general convention of this package, '/' is used as directory separator both for input and output arguments of all functions. For example:










```
exist("Modelica/Mechanics/Rotational.mo");
```



The functions provide the mapping to the directory separator of the underlying operating system. Note, that on Windows system the usage of '\' as directory separator would be inconvenient, because this character is also the escape character in Modelica and C Strings.

In the table below an example call to every function is given:

<i>Function/type</i>	<i>Description</i>
<code>list(name)</code>	List content of file or of directory.
<code>copy(oldName, newName)</code> <code>copy(oldName, newName, replace=false)</code>	Generate a copy of a file or of a directory.
<code>move(oldName, newName)</code> <code>move(oldName, newName, replace=false)</code>	Move a file or a directory to another place.
<code>remove(name)</code>	Remove file or directory (ignore call, if it does not exist).
<code>removeFile(name)</code>	Remove file (ignore call, if it does not exist)
<code>createDirectory(name)</code>	Create directory (if directory already exists, ignore call).
<code>result = exist(name)</code>	Inquire whether file or directory exists.
<code>assertNew(name,message)</code>	Trigger an assert, if a file or directory exists.
<code>fullName = fullPathName(name)</code>	Get full path name of file or directory name.
<code>(directory, name, extension) = splitPathName(name)</code>	Split path name in directory, file name kernel, file name extension.
<code>fileName = temporaryFileName()</code>	Return arbitrary name of a file that does not exist and is in a directory where access rights allow to write to this file (useful for temporary output of files).

Package Content

Name	Description
 <code>list</code>	List content of file or directory
 <code>copy</code>	Generate a copy of a file or of a directory
 <code>move</code>	Move a file or a directory to another place
 <code>remove</code>	Remove file or directory (ignore call, if it does not exist)
 <code>removeFile</code>	Remove file (ignore call, if it does not exist)
 <code>createDirectory</code>	Create directory (if directory already exists, ignore call)
 <code>exist</code>	Inquire whether file or directory exists
 <code>assertNew</code>	Trigger an assert, if a file or directory exists
 <code>fullPathName</code>	Get full path name of file or directory name

 <code>splitPathName</code>	Split path name in directory, file name kernel, file name extension
 <code>temporaryFileName</code>	Return arbitrary name of a file that does not exist and is in a directory where access rights allow to write to this file (useful for temporary output of files)

Modelica.Utilities.Files.list

List content of file or directory

Information**Syntax**

```
Files.list(name);
```

Description

If "name" is a regular file, the content of the file is printed.

If "name" is a directory, the directory and file names in the "name" directory are printed in sorted order.

Inputs

Type	Name	Default	Description
String	name		If name is a directory, list directory content. If it is a file, list the file content

Modelica.Utilities.Files.copy

Generate a copy of a file or of a directory

Information**Syntax**

```
Files.copy(oldName, newName);
Files.copy(oldName, newName, replace = true);
```

Description

Function **copy**(..) copies a file or a directory to a new location. Via the optional argument **replace** it can be defined whether an already existing file may be replaced by the required copy.

If oldName/newName are directories, then the newName directory may exist. In such a case the content of oldName is copied into directory newName. If **replace = false** it is required that the existing files in newName are different from the existing files in oldName.

Example

```
copy("C:/test1/directory1", "C:/test2/directory2");
-> the content of directory1 is copied into directory2
if "C:/test2/directory2" does not exist, it is newly
created. If "replace=true", files in directory2
```

```

    may be overwritten by their copy
    copy("test1.txt", "test2.txt")
    -> make a copy of file "test1.txt" with the name "test2.txt"
        in the current directory

```

Inputs

Type	Name	Default	Description
String	oldName		Name of file or directory to be copied
String	newName		Name of copy of the file or of the directory
Boolean	replace	false	= true, if an existing file may be replaced by the required copy

Modelica.Utilities.Files.move

Move a file or a directory to another place



Information

Syntax

```

Files.move(oldName, newName);
Files.move(oldName, newName, replace = true);

```

Description

Function **move**(..) moves a file or a directory to a new location. Via the optional argument **replace** it can be defined whether an already existing file may be replaced.

If oldName/newName are directories, then the newName directory may exist. In such a case the content of oldName is moved into directory newName. If replace = **false** it is required that the existing files in newName are different from the existing files in oldName.

Example

```

move("C:/test1/directory1", "C:/test2/directory2");
-> the content of directory1 is moved into directory2.
    Afterwards directory1 is deleted.
    if "C:/test2/directory2" does not exist, it is newly
    created. If "replace=true", files in directory2
    may be overwritten
move("test1.txt", "test2.txt")
-> rename file "test1.txt" into "test2.txt"
    within the current directory

```

Inputs

Type	Name	Default	Description
String	oldName		Name of file or directory to be moved
String	newName		New name of the moved file or directory
Boolean	replace	false	= true, if an existing file or directory may be replaced

Modelica.Utilities.Files.remove

Remove file or directory (ignore call, if it does not exist)

Information**Syntax**

```
Files.remove (name) ;
```

Description

Removes the file or directory "name". If "name" does not exist, the function call is ignored. If "name" is a directory, first the content of the directory is removed and afterwards the directory itself.

This function is silent, i.e., it does not print a message.

Inputs

Type	Name	Default	Description
String	name		Name of file or directory to be removed

Modelica.Utilities.Files.removeFile

Remove file (ignore call, if it does not exist)

Information**Syntax**

```
Files.removeFile (fileName) ;
```

Description

Removes the file "fileName". If "fileName" does not exist, the function call is ignored. If "fileName" exists but is no regular file (e.g., directory, pipe, device, etc.) an error is triggered.

This function is silent, i.e., it does not print a message.

Inputs

Type	Name	Default	Description
String	fileName		Name of file that should be removed

Modelica.Utilities.Files.createDirectory

Create directory (if directory already exists, ignore call)



Information

Syntax

```
Files.createDirectory(directoryName);
```

Description

Creates directory "directorName". If this directory already exists, the function call is ignored. If several directories in "directoryName" do not exist, all of them are created. For example, assume that directory "E:/test1" exists and that directory "E:/test1/test2/test3" shall be created. In this case the directories "test2" in "test1" and "test3" in "test2" are created.

This function is silent, i.e., it does not print a message. In case of error (e.g., "directoryName" is an existing regular file), an assert is triggered.

Inputs

Type	Name	Default	Description
String	directoryName		Name of directory to be created (if present, ignore call)

Modelica.Utilities.Files.exist

Inquire whether file or directory exists



Information

Syntax

```
result = Files.exist(name);
```

Description

Returns true, if "name" is an existing file or directory. If this is not the case, the function returns false.

Inputs

Type	Name	Default	Description
String	name		Name of file or directory

Outputs

Type	Name	Description
Boolean	result	= true, if file or directory exists

Modelica.Utilities.Files.assertNew

Trigger an assert, if a file or directory exists



Information

Syntax

```
Files.assertNew(name);  
Files.assertNew(name, message="This is not allowed");
```

Description

Triggers an assert, if "name" is an existing file or directory. The error message has the following structure:

```
File "<name>" already exists.  
<message>
```

Inputs

Type	Name	Default	Description
String	name		Name of file or directory
String	message	"This is not allowed."	Message that should be printed after the default message in a new line

Modelica.Utilities.Files.fullPathName

Get full path name of file or directory name



Information

Syntax

```
fullName = Files.fullPathName(name);
```

Description

Returns the full path name of a file or directory "name".

Inputs

Type	Name	Default	Description
String	name		Absolute or relative file or directory name

Outputs

Type	Name	Description
String	fullName	Full path of 'name'

Modelica.Utilities.Files.splitPathName

Split path name in directory, file name kernel, file name extension



Information

Syntax

```
(directory, name, extension) = Files.splitPathName(pathName);
```

Description

Function **splitPathName**(..) splits a path name into its parts.

Example

```
(directory, name, extension) = Files.splitPathName("C:/user/test/input.txt")

-> directory = "C:/user/test/"
   name      = "input"
   extension = ".txt"
```

Inputs

Type	Name	Default	Description
String	pathName		Absolute or relative file or directory name

Outputs

Type	Name	Description
String	directory	Name of the directory including a trailing '/'
String	name	Name of the file without the extension
String	extension	Extension of the file name. Starts with '.'

Modelica.Utilities.Files.**temporaryFileName**

Return arbitrary name of a file that does not exist and is in a directory where access rights allow to write to this file (useful for temporary output of files)



Information

Syntax

```
fileName = Files.temporaryFileName();
```

Description

Return arbitrary name of a file that does not exist and is in a directory where access rights allow to write to this file (useful for temporary output of files).

Outputs

Type	Name	Description
String	fileName	Full path name of temporary file

Modelica.Utilities.Streams

Read from files and write to files

Information

Library content

Package **Streams** contains functions to input and output strings to a message window or on files. Note that a string is interpreted and displayed as html text (e.g., with `print(..)` or `error(..)`) if it is enclosed with the Modelica html quotation, e.g.,

```
string = "<html> first line <br> second line </html>".
```

It is a quality of implementation, whether (a) all tags of html are supported or only a subset, (b) how html tags are interpreted if the output device does not allow to display formatted text.

In the table below an example call to every function is given:







Function/type	Description
<code>print(string)</code> <code>print(string,fileName)</code>	Print string "string" or vector of strings to message window or on file "fileName".
<code>stringVector = readFile(fileName)</code>	Read complete text file and return it as a vector of strings.
<code>(string, endOfFile) = readLine(fileName, lineNumber)</code>	Returns from the file the content of line lineNumber.
<code>lines = countLines(fileName)</code>	Returns the number of lines in a file.
<code>error(string)</code>	Print error message "string" to message window and cancel all actions
<code>close(fileName)</code>	Close file if it is still open. Ignore call if file is already closed or does not exist.

Use functions **scanXXX** from package **Strings** to parse a string.

If Real, Integer or Boolean values shall be printed or used in an error message, they have to be first converted to strings with the builtin operator **String(..)**. Example:

```
if x < 0 or x > 1 then
  Streams.error("x (= " + String(x) + ") has to be in the range 0 .. 1");
end if;
```

Package Content

Name	Description
 <code>print</code>	Print string to terminal or file
 <code>readFile</code>	Read content of a file and return it in a vector of strings
 <code>readLine</code>	Reads a line of text from a file and returns it in a string
 <code>countLines</code>	Returns the number of lines in a file
 <code>error</code>	Print error message and cancel all actions
 <code>close</code>	Close file

Modelica.Utilities.Streams.print

Print string to terminal or file



Information

Syntax

```
Streams.print(string);
Streams.print(string, fileName);
```

Description

Function **print(..)** opens automatically the given file, if it is not yet open. If the file does not exist, it is created. If the file does exist, the given string is appended to the file. If this is not desired, call "Files.remove(fileName)" before calling print ("remove(..)" is silent, if the file does not exist). The Modelica environment may close the file whenever appropriate. This can be enforced by calling **Streams.close(fileName)**. After every call of "print(..)" a "new line" is printed automatically.

Example

```
Streams.print("x = " + String(x));
Streams.print("y = " + String(y));
Streams.print("x = " + String(y), "mytestfile.txt");
```

See also

[Streams](#), [Streams.error](#), [String](#)

Inputs

Type	Name	Default	Description
String	string	""	String to be printed
String	fileName	""	File where to print (empty string is the terminal)

Modelica.Utilities.Streams.readFile

Read content of a file and return it in a vector of strings



Information

Syntax

```
stringVector = Streams.readFile(fileName)
```

Description

Function **readFile(..)** opens the given file, reads the complete content, closes the file and returns the content as a vector of strings. Lines are separated by LF or CR-LF; the returned strings do not contain the line separators.

Inputs

Type	Name	Default	Description
String	fileName		Name of the file that shall be read

Outputs

Type	Name	Description
String	stringVector[countLines(fileName)]	Content of file

Modelica.Utilities.Streams.readLine

Reads a line of text from a file and returns it in a string

Information

Syntax

```
(string, endOfFile) = Streams.readLine(fileName, lineNumber)
```

Description

Function **readLine**(..) opens the given file, reads enough of the content to get the requested line, and returns the line as a string. Lines are separated by LF or CR-LF; the returned string does not contain the line separator. The file might remain open after the call.

If lineNumber > countLines(fileName), an empty string is returned and endOfFile=true. Otherwise endOfFile=false.

Inputs

Type	Name	Default	Description
String	fileName		Name of the file that shall be read
Integer	lineNumber		Number of line to read

Outputs

Type	Name	Description
String	string	Line of text
Boolean	endOfFile	If true, end-of-file was reached when trying to read line

Modelica.Utilities.Streams.countLines

Returns the number of lines in a file

Information

Syntax

```
numberOfLines = Streams.countLines(fileName)
```

Description

Function **countLines**(..) opens the given file, reads the complete content, closes the file and returns the number of lines. Lines are separated by LF or CR-LF.

Inputs

Type	Name	Default	Description
String	fileName		Name of the file that shall be read

Outputs

Type	Name	Description
Integer	numberOfLines	Number of lines in file

Modelica.Utilities.Streams.error

Print error message and cancel all actions



Information

Syntax

```
Streams.error(string);
```

Description

Print the string "string" as error message and cancel all actions. Line breaks are characterized by "\n" in the string.

Example

```
Streams.error("x (= " + String(x) + ")\nhas to be in the range 0 .. 1");
```

See also

[Streams](#), [Streams.print](#), [String](#)

Inputs

Type	Name	Default	Description
String	string		String to be printed to error message window

Modelica.Utilities.Streams.close

Close file



Information

Syntax

```
Streams.close(fileName)
```

Description

Close file if it is open. Ignore call if file is already closed or does not exist.

Inputs

Type	Name	Default	Description
String	fileName		Name of the file that shall be closed

Modelica.Utilities.Strings**Operations on strings****Information****Library content**

Package **Strings** contains functions to manipulate strings.

In the table below an example call to every function is given using the **default** options.

<i>Function</i>	<i>Description</i>
len = length (string)	Returns length of string
string2 = substring (string1,startIndex,endIndex)	Returns a substring defined by start and end index
result = repeat (n) result = repeat (n,string)	Repeat a blank or a string n times.
result = compare (string1, string2)	Compares two substrings with regards to alphabetical order
identical = isEqual (string1,string2)	Determine whether two strings are identical
result = count (string,searchString)	Count the number of occurrences of a string
index = find (string,searchString)	Find first occurrence of a string in another string
index = findLast (string,searchString)	Find last occurrence of a string in another string
string2 = replace (string,searchString,replaceString)	Replace one or all occurrences of a string
stringVector2 = sort (stringVector1)	Sort vector of strings in alphabetic order
(token, index) = scanToken (string,startIndex)	Scan for a token (Real/Integer/Boolean/String/Identifier/Delimiter/NoToken)
(number, index) = scanReal (string,startIndex)	Scan for a Real constant
(number, index) = scanInteger (string,startIndex)	Scan for an Integer constant
(boolean, index) = scanBoolean (string,startIndex)	Scan for a Boolean constant
(string2, index) = scanString (string,startIndex)	Scan for a String constant
(identifier, index) = scanIdentifier (string,startIndex)	Scan for an identifier
(delimiter, index) = scanDelimiter (string,startIndex)	Scan for delimiters
scanNoToken (string,startIndex)	Check that remaining part of string consists solely of white space or line comments ("// ...n").

<code>syntaxError(string,index,message)</code>	Print a "syntax error message" as well as a string and the index at which scanning detected an error
--	--

The functions "compare", "isEqual", "count", "find", "findLast", "replace", "sort" have the optional input argument **caseSensitive** with default **true**. If **false**, the operation is carried out without taking into account whether a character is upper or lower case.

Package Content

Name	Description
 <code>length</code>	Returns length of string
 <code>substring</code>	Returns a substring defined by start and end index
 <code>repeat</code>	Repeat a string n times
 <code>compare</code>	Compare two strings lexicographically
 <code>isEqual</code>	Determine whether two strings are identical
 <code>count</code>	Count the number of non-overlapping occurrences of a string
 <code>find</code>	Find first occurrence of a string within another string
 <code>findLast</code>	Find last occurrence of a string within another string
 <code>replace</code>	Replace non-overlapping occurrences of a string from left to right
 <code>sort</code>	Sort vector of strings in alphabetic order
 <code>scanToken</code>	Scan for the next token and return it
 <code>scanReal</code>	Scan for the next Real number and trigger an assert if not present
 <code>scanInteger</code>	Scan for the next Integer number and trigger an assert if not present
 <code>scanBoolean</code>	Scan for the next Boolean number and trigger an assert if not present
 <code>scanString</code>	Scan for the next Modelica string and trigger an assert if not present
 <code>scanIdentifier</code>	Scan for the next Identifier and trigger an assert if not present
 <code>scanDelimiter</code>	Scan for the next delimiter and trigger an assert if not present
 <code>scanNoToken</code>	Scan string and check that it contains no more token
 <code>syntaxError</code>	Print an error message, a string and the index at which scanning detected an error
 <code>Advanced</code>	Advanced scanning functions

Modelica.Utilities.Strings.length

Returns length of string

Information

Syntax

```
Strings.length(string);
```



Description

Returns the number of characters of "string".

Inputs

Type	Name	Default	Description
String	string		

Outputs

Type	Name	Description
Integer	result	Number of characters of string

Modelica.Utilities.Strings.substring

Returns a substring defined by start and end index

Information**Syntax**

```
string2 = Strings.substring(string, startIndex, endIndex);
```

Description

This function returns the substring from position startIndex up to and including position endIndex of "string". If index, startIndex, or endIndex are not correct, e.g., if endIndex > length(string), an assert is triggered.

Example

```
string1 := "This is line 111";  
string2 := Strings.substring(string1,9,12); // string2 = "line"
```

Inputs

Type	Name	Default	Description
String	string		String from which a substring is inquired
Integer	startIndex		Character position of substring begin (index=1 is first character in string)
Integer	endIndex		Character position of substring end

Outputs

Type	Name	Description
String	result	String containing substring string[startIndex:endIndex]

Modelica.Utilities.Strings.repeat

Repeat a string n times



Information

Syntax

```
string2 = Strings.repeat(n);
string2 = Strings.repeat(n, string=" ");
```

Description

The first form returns a string consisting of n blanks.

The second form returns a string consisting of n substrings defined by the optional argument "string".

Inputs

Type	Name	Default	Description
Integer	n	1	Number of occurrences
String	string	" "	String that is repeated

Outputs

Type	Name	Description
String	repeatedString	String containing n concatenated strings

Modelica.Utilities.Strings.compare

Compare two strings lexicographically



Information

Syntax

```
result = Strings.compare(string1, string2);
result = Strings.compare(string1, string2, caseSensitive=true);
```

Description

Compares two strings. If the optional argument caseSensitive=false, upper case letters are treated as if they would be lower case letters. The result of the comparison is returned as:

```
result = Modelica.Utilities.Types.Compare.Less      // string1 < string2
      = Modelica.Utilities.Types.Compare.Equal      // string1 = string2
      = Modelica.Utilities.Types.Compare.Greater    // string1 > string2
```

Comparison is with regards to lexicographical order, e.g., "a" < "b";

Inputs

Type	Name	Default	Description
String	string1		
String	string2		
Boolean	caseSensitive	true	= false, if case of letters is ignored

Outputs

Type	Name	Description
Compare	result	Result of comparison

Modelica.Utilities.Strings.isEqual

Determine whether two strings are identical

Information

Syntax

```
Strings.isEqual(string1, string2);  
Strings.isEqual(string1, string2, caseSensitive=true);
```

Description

Compare whether two strings are identical, optionally ignoring case.

Inputs

Type	Name	Default	Description
String	string1		
String	string2		
Boolean	caseSensitive	true	= false, if lower and upper case are ignored for the comparison

Outputs

Type	Name	Description
Boolean	identical	True, if string1 is identical to string2

Modelica.Utilities.Strings.count

Count the number of non-overlapping occurrences of a string

Information

Syntax

```
Strings.count(string, searchString)  
Strings.count(string, searchString, startIndex=1,  
               caseSensitive=true)
```

Description

Returns the number of non-overlapping occurrences of string "searchString" in "string". The search is started at index "startIndex" (default = 1). If the optional argument "caseSensitive" is false, for the counting it does not matter whether a letter is upper or lower case. /p>

Inputs

Type	Name	Default	Description
String	string		String that is analyzed
String	searchString		String that is searched for in string
Integer	startIndex	1	Start search at index startIndex
Boolean	caseSensitive	true	= false, if lower and upper case are ignored for count

Outputs

Type	Name	Description
Integer	result	Number of occurrences of 'searchString' in 'string'

Modelica.Utilities.Strings.find

Find first occurrence of a string within another string



Information

Syntax

```

index = Strings.find(string, searchString);
index = Strings.find(string, searchString, startIndex=1,
                    caseSensitive=true);

```

Description

Finds first occurrence of "searchString" within "string" and return the corresponding index. Start search at index "startIndex" (default = 1). If the optional argument "caseSensitive" is false, lower and upper case are ignored for the search. If "searchString" is not found, a value of "0" is returned.

Inputs

Type	Name	Default	Description
String	string		String that is analyzed
String	searchString		String that is searched for in string
Integer	startIndex	1	Start search at index startIndex
Boolean	caseSensitive	true	= false, if lower and upper case are ignored for the search

Outputs

Type	Name	Description
Integer	index	Index of the beginning of the first occurrence of 'searchString' within 'string', or zero if not present

Modelica.Utilities.Strings.findLast

Find last occurrence of a string within another string



Information

Syntax

```
index = Strings.findLast(string, searchString);  
index = Strings.findLast(string, searchString,  
                          startIndex=length(string),  
                          caseSensitive=true,
```

Description

Finds first occurrence of "searchString" within "string" when searching from the last character of "string" backwards, and return the corresponding index. Start search at index "startIndex" (default = length(string)). If the optional argument "caseSensitive" is false, lower and upper case are ignored for the search. If "searchString" is not found, a value of "0" is returned.

Inputs

Type	Name	Default	Description
String	string		String that is analyzed
String	searchString		String that is searched for in string
Integer	startIndex	0	Start search at index startIndex. If startIndex = 0, start at length(string)
Boolean	caseSensitive	true	= false, if lower and upper case are ignored for the search

Outputs

Type	Name	Description
Integer	index	Index of the beginning of the last occurrence of 'searchString' within 'string', or zero if not present

Modelica.Utilities.Strings.replace

Replace non-overlapping occurrences of a string from left to right



Information

Syntax

```
Strings.replace(string, searchString, replaceString);  
Strings.replace(string, searchString, replaceString,  
                startIndex=1, replaceAll=true, caseSensitive=true);
```

Description

Search in "string" for "searchString" and replace the found substring by "replaceString".

- The search starts at the first character of "string", or at character position "startIndex", if this optional argument is provided.
- If the optional argument "replaceAll" is **true** (default), all occurrences of "searchString" are replaced. If the argument is **false**, only the first occurrence is replaced.
- The search for "searchString" distinguishes upper and lower case letters. If the optional argument "caseSensitive" is **false**, the search ignores whether letters are upper or lower case.

The function returns the "string" with the performed replacements.

Inputs

Type	Name	Default	Description
String	string		String to be modified
String	searchString		Replace non-overlapping occurrences of 'searchString' in 'string' with 'replaceString'
String	replaceString		String that replaces 'searchString' in 'string'
Integer	startIndex	1	Start search at index startIndex
Boolean	replaceAll	true	if false, replace only the first occurrence, otherwise all occurrences
Boolean	caseSensitive	true	= false, if lower and upper case are ignored when searching for searchString

Outputs

Type	Name	Description
String	result	Resultant string of replacement operation

Modelica.Utilities.Strings.sort

Sort vector of strings in alphabetic order



Information

Syntax

```
stringVector2 = Streams.sort(stringVector1);
stringVector2 = Streams.sort(stringVector1, caseSensitive=true);
```

Description

Function **sort**(..) sorts a string vector stringVector1 in lexicographical order and returns the result in stringVector2. If the optional argument "caseSensitive" is **false**, lower and upper case letters are not distinguished.

Example

```
s1 = {"force", "angle", "pressure"};
s2 = Strings.sort(s1);
-> s2 = {"angle", "force", "pressure"};
```

Inputs

Type	Name	Default	Description
String	stringVector1[:]		vector of strings
Boolean	caseSensitive	true	= false, if lower and upper case are ignored when comparing elements of stringVector1

Outputs

Type	Name	Description
String	stringVector2[size(stringVector1, 1)]	string1 sorted in alphabetical order

Modelica.Utilities.Strings.scanToken

Scan for the next token and return it

Information

Syntax

```
(token, nextIndex) = Strings.scanToken(string, startIndex,
unsigned=false);
```

Description

Function **scanToken** scans the string starting at index "startIndex" and returns the next token, as well as the index directly after the token. The returned token is a record that holds the type of the token and the value of the token:

token.tokenType	Type of the token, see below
token.real	Real value if tokenType == TokenType.RealToken
token.integer	Integer value if tokenType == TokenType.IntegerToken
token.boolean	Boolean value if tokenType == TokenType.BooleanToken
token.string	String value if tokenType == TokenType.StringToken/IdentifierToken/DelimiterToken

Variable token.tokenType is an enumeration (emulated as a package with constants) that can have the following values:

```
import T = Modelica.Utilities.Types.TokenType;
```

T.RealToken	Modelica Real literal (e.g., 1.23e-4)
T.IntegerToken	Modelica Integer literal (e.g., 123)
T.BooleanToken	Modelica Boolean literal (e.g., false)
T.StringToken	Modelica String literal (e.g., "string 123")
T.IdentifierToken	Modelica identifier (e.g., "force_a")
T.DelimiterToken	any character without white space that does not appear as first character in the tokens above (e.g., "&")
T.NoToken	White space, line comments and no other token until the end of the string

Modelica line comments ("// ... end-of-line/end-of-string") as well as white space is ignored. If "unsigned=true", a Real or Integer literal is not allowed to start with a "+" or "-" sign.

Example

```
import Modelica.Utilities.Strings.*;
import T = Modelica.Utilities.Types.TokenType;
(token, index) := scanToken(string);
if token.tokenType == T.RealToken then
    realValue := token.real;
```

```

elseif token.tokenType == T.IntegerToken then
  integerValue := token.integer;
elseif token.tokenType == T.BooleanToken then
  booleanValue := token.boolean;
elseif token.tokenType == T.Identifier then
  name := token.string;
else
  syntaxError(string,index,"Expected Real, Integer, Boolean or
  identifier token");
end if;

```

Inputs

Type	Name	Default	Description
String	string		String to be scanned
Integer	startIndex	1	Start scanning of string at character startIndex
Boolean	unsigned	false	= true, if Real and Integer tokens shall not start with a sign

Outputs

Type	Name	Description
TokenValue	token	Scanned token
Integer	nextIndex	Index of character after the found token; = 0, if NoToken

Modelica.Utilities.Strings.scanReal

Scan for the next Real number and trigger an assert if not present



Information

Syntax

```

      number = Strings.scanReal(string);
  (number, nextIndex) = Strings.scanReal(string, startIndex=1,
                                         unsigned=false,
  message="");

```

Description

The first form, "scanReal(string)", scans "string" for a Real number with leading white space and returns the value.

The second form, "scanReal(string,startIndex,unsigned)", scans the string starting at index "startIndex", checks whether the next token is a Real literal and returns its value as a Real number, as well as the index directly after the Real number. If the optional argument "unsigned" is **true**, the real number shall not have a leading "+" or "-" sign.

If the required Real number with leading white space is not present in "string", an assert is triggered.

Inputs

Type	Name	Default	Description
String	string		String to be scanned

Integer	startIndex	1	Start scanning of string at character startIndex
Boolean	unsigned	false	= true, if Real token shall not start with a sign
String	message	""	Message used in error message if scan is not successful

Outputs

Type	Name	Description
Real	number	Value of real number
Integer	nextIndex	index of character after the found number

Modelica.Utilities.Strings.scanInteger

Scan for the next Integer number and trigger an assert if not present



Information

Syntax

```
number = Strings.scanInteger(string);  
(number, nextIndex) = Strings.scanInteger(string, startIndex=1,  
                                         unsigned=false,  
message="");
```

Description

Function **scanInteger** scans the string starting at index "startIndex", checks whether the next token is an Integer literal and returns its value as an Integer number, as well as the index directly after the Integer number. An assert is triggered, if the scanned string does not contain an Integer literal with optional leading white space.

Inputs

Type	Name	Default	Description
String	string		String to be scanned
Integer	startIndex	1	Start scanning of string at character startIndex
Boolean	unsigned	false	= true, if Integer token shall not start with a sign
String	message	""	Message used in error message if scan is not successful

Outputs

Type	Name	Description
Integer	number	Value of Integer number
Integer	nextIndex	Index of character after the found number

Modelica.Utilities.Strings.scanBoolean

Scan for the next Boolean number and trigger an assert if not present



Information

Syntax

```
number = Strings.scanBoolean(string);
(number, nextIndex) = Strings.scanBoolean(string, startIndex=1,
message="");
```

Description

Function **scanBoolean** scans the string starting at index "startIndex", checks whether the next token is a Boolean literal (i.e., is either the string "false" or "true", if converted to lower case letters) and returns its value as a Boolean number, as well as the index directly after the Boolean number. An assert is triggered, if the scanned string does not contain a Boolean literal with optional leading white space.

Inputs

Type	Name	Default	Description
String	string		String to be scanned
Integer	startIndex	1	Start scanning of string at character startIndex
String	message	""	Message used in error message if scan is not successful

Outputs

Type	Name	Description
Boolean	number	Value of Boolean
Integer	nextIndex	Index of character after the found number

Modelica.Utilities.Strings.scanString

Scan for the next Modelica string and trigger an assert if not present



Information

Syntax

```
string2 = Strings.scanString(string);
(string2, nextIndex) = Strings.scanString(string, startIndex=1,
message="");
```

Description

Function **scanString** scans the string starting at index "startIndex", checks whether the next token is a String literal and returns its value as a String, as well as the index directly after the String. An assert is triggered, if the scanned string does not contain a String literal with optional leading white space.

Inputs

Type	Name	Default	Description
String	string		String to be scanned
Integer	startIndex	1	Start scanning of string at character startIndex

String	message	""	Message used in error message if scan is not successful
--------	---------	----	---

Outputs

Type	Name	Description
String	result	Value of string
Integer	nextIndex	Index of character after the found string

Modelica.Utilities.Strings.scanIdentifier

Scan for the next Identifier and trigger an assert if not present



Information

Syntax

```
identifier = Strings.scanIdentifier(string);  
(identifier, nextIndex) = Strings.scanIdentifier(string, startIndex=1,  
message="");
```

Description

Function **scanIdentifier** scans the string starting at index "startIndex", checks whether the next token is an Identifier and returns its value as a string, as well as the index directly after the Identifier. An assert is triggered, if the scanned string does not contain an Identifier with optional leading white space.

Inputs

Type	Name	Default	Description
String	string		String to be scanned
Integer	startIndex	1	Start scanning of identifier at character startIndex
String	message	""	Message used in error message if scan is not successful

Outputs

Type	Name	Description
String	identifier	Value of Identifier
Integer	nextIndex	Index of character after the found identifier

Modelica.Utilities.Strings.scanDelimiter

Scan for the next delimiter and trigger an assert if not present



Information

Syntax

```
delimiter = Strings.scanDelimiter(string);  
(delimiter, nextIndex) = Strings.scanDelimiter(string, startIndex=1,  
requiredDelimiters={"", ""},  
message="");
```

Description

Function **scanDelimiter** scans the string starting at index "startIndex", checks whether the next token is a delimiter string and returns its value as a string, as well as the index directly after the delimiter. An assert is triggered, if the scanned string does not contain a delimiter out of the list of requiredDelimiters. Input argument requiredDelimiters is a vector of strings. The elements may have any length, including length 0. If an element of the requiredDelimiters is zero, white space is treated as delimiter. The function returns delimiter="" and nextIndex is the index of the first non white space character.

Inputs

Type	Name	Default	Description
String	string		String to be scanned
Integer	startIndex	1	Start scanning of delimiters at character startIndex
String	requiredDelimiters[:]	{"", "}"	Delimiters that are searched
String	message	""	Message used in error message if scan is not successful

Outputs

Type	Name	Description
String	delimiter	Found delimiter
Integer	nextIndex	Index of character after the found delimiter

Modelica.Utilities.Strings.scanNoToken

Scan string and check that it contains no more token



Information

Syntax

```
Strings.scanNoToken(string, startIndex=1, message="");
```

Description

Function **scanNoToken** scans the string starting at index "startIndex" and checks whether there is no more token in the string. An assert is triggered if this is not the case, using the "message" argument as additional explanation in the error text.

Inputs

Type	Name	Default	Description
String	string		String to be scanned
Integer	startIndex	1	Start scanning of string at character startIndex
String	message	""	Message used in error message if scan is not successful

Modelica.Utilities.Strings.syntaxError

Print an error message, a string and the index at which scanning detected an error



Information

Syntax

```
Strings.syntaxError(string, index, message);
```

Description

Function **syntaxError** prints an error message in the following form:

```
Syntax error at column <index> of
<string>
    ^      // shows character that is wrong
<message>
```

where the strings withing <.> are the actual values of the input arguments of the function.

If the given string is too long, only a relevant part of the string is printed.

Inputs

Type	Name	Default	Description
String	string		String that has an error at position index
Integer	index		Index of string at which scanning detected an error
String	message	""	String printed at end of error message

Modelica.Utilities.Strings.Advanced

Advanced scanning functions

Information

Library content

Package **Strings.Advanced** contains basic scanning functions. These functions should be **not called** directly, because it is much simpler to utilize the higher level functions "Strings.scanXXX". The functions of the "Strings.Advanced" library provide the basic interface in order to implement the higher level functions in package "Strings".

Library "Advanced" provides the following functions:

```
(nextIndex, realNumber)    = scanReal      (string, startIndex,
unsigned=false);
(nextIndex, integerNumber) = scanInteger   (string, startIndex,
unsigned=false);
(nextIndex, string2)       = scanString    (string, startIndex);
(nextIndex, identifier)    = scanIdentifier(string, startIndex);
nextIndex                  = skipWhiteSpace(string, startIndex);
nextIndex                  = skipLineComments(string, startIndex);
```

All functions perform the following actions:







1. Scanning starts at character position "startIndex" of "string" (startIndex has a default of 1).
2. First, white space is skipped, such as blanks (" "), tabs ("\t"), or newline ("\n")
3. Afterwards, the required token is scanned.

4. If successful, on return `nextIndex` = index of character directly after the found token and the token value is returned as second output argument.
If not successful, on return `nextIndex` = `startIndex`.

The following additional rules apply for the scanning:

- Function [scanReal](#):
Scans a full number including one optional leading "+" or "-" (if `unsigned=false`) according to the Modelica grammar. For example, "+1.23e-5", "0.123" are Real numbers, but ".1" is not. Note, an Integer number, such as "123" is also treated as a Real number.
- Function [scanInteger](#):
Scans an Integer number including one optional leading "+" or "-" (if `unsigned=false`) according to the Modelica (and C/C++) grammar. For example, "+123", "20" are Integer numbers. Note, a Real number, such as "123.4" is not an Integer and `scanInteger` returns `nextIndex` = `startIndex`.
- Function [scanString](#):
Scans a String according to the Modelica (and C/C++) grammar, e.g., "This is a \"string\"" is a valid string token.
- Function [scanIdentifier](#):
Scans a Modelica identifier, i.e., the identifier starts either with a letter, followed by letters, digits or "_". For example, "w_rel", "T12".
- Function [skipLineComments](#):
Skips white space and Modelica (C/C++) line comments iteratively. A line comment starts with "//" and ends either with an end-of-line ("\n") or the end of the "string".

Package Content

Name	Description
 scanReal	Scans a signed real number
 scanInteger	Scans signed integer number
 scanString	Scan string
 scanIdentifier	Scans simple identifiers
 skipWhiteSpace	Scans white space
 skipLineComments	Scans comments and white space

Modelica.Utilities.Strings.Advanced.scanReal

Scans a signed real number



Information

Syntax

```
(nextIndex, realNumber) = scanReal(string, startIndex=1,
unsigned=false);
```

Description

Starts scanning of "string" at position "startIndex". First skips white space and scans afterwards a number of

type Real with an optional sign according to the Modelica grammar:

```
real      ::= [sign] unsigned [fraction] [exponent]
sign      ::= '+' | '-'
unsigned  ::= digit [unsigned]
fraction  ::= '.' [unsigned]
exponent  ::= ('e' | 'E') [sign] unsigned
digit     ::= '0' | '1' | '2' | '3' | '4' | '5' | '6' | '7' | '8' | '9'
```

If successful, the function returns `nextIndex` = index of character directly after the found real number, as well as the value in the second output argument.

If not successful, on return `nextIndex` = `startIndex` and the second output argument is zero.

If the optional argument "unsigned" is **true**, the number shall not start with '+' or '-'. The default of "unsigned" is **false**.

See also

[Strings.Advanced](#).

Inputs

Type	Name	Default	Description
String	string		
Integer	startIndex	1	Index where scanning starts
Boolean	unsigned	false	= true, if number shall not start with '+' or '-'

Outputs

Type	Name	Description
Integer	nextIndex	Index after the found token (success=true) or index at which scanning failed (success=false)
Real	number	Value of Real number

Modelica.Utilities.Strings.Advanced.scanInteger

Scans signed integer number



Information

Syntax

```
(nextIndex, integerNumber) = scanInteger(string, startIndex=1, unsigned=false);
```

Description

Starts scanning of "string" at position "startIndex". First skips white space and scans afterwards a signed number of type Integer. An Integer starts with an optional '+' or '-', immediately followed by a non-empty sequence of digits.

If successful, the function returns `nextIndex` = index of character directly after the found Integer number, as well as the Integer value in the second output argument.

If not successful, on return `nextIndex = startIndex` and the second output argument is zero.

Note, a Real number, such as "123.4", is not treated as an Integer number and `scanInteger` will return `nextIndex = startIndex` in this case.

If the optional argument "unsigned" is **true**, the number shall not start with '+' or '-'. The default of "unsigned" is **false**.

See also

[Strings.Advanced](#).

Inputs

Type	Name	Default	Description
String	string		
Integer	startIndex	1	
Boolean	unsigned	false	= true, if number shall not start with '+' or '-'

Outputs

Type	Name	Description
Integer	nextIndex	Index after the found token (success=true) or index at which scanning failed (success=false)
Integer	number	Value of Integer number

Modelica.Utilities.Strings.Advanced.scanString

Scan string

Information

Syntax

```
(nextIndex, string2) = scanString(string, startIndex=1);
```

Description

Starts scanning of "string" at position "startIndex". First skips white space and scans afterwards a string according to the Modelica grammar, i.e., a string enclosed in double quotes.

If successful, the function returns `nextIndex = index of character directly after the found string`, as well as the string value in the second output argument.

If not successful, on return `nextIndex = startIndex` and the second output argument is an empty string.

See also

[Strings.Advanced](#).

Inputs

Type	Name	Default	Description
String	string		



Integer	startIndex	1	Index where scanning starts
---------	------------	---	-----------------------------

Outputs

Type	Name	Description
Integer	nextIndex	Index after the found token (success=true) or index at which scanning failed (success=false)
String	string2	Value of String token

Modelica.Utilities.Strings.Advanced.scanIdentifier

Scans simple identifiers



Information

Syntax

```
(nextIndex, identifier) = scanIdentifier(string, startIndex=1);
```

Description

Starts scanning of "string" at position "startIndex". First skips white space and scans afterwards a Modelica identifier, i.e., a sequence of characters starting with a letter ("a".. "z" or "A".. "Z") followed by letters, digits or underscores ("_").

If successful, the function returns nextIndex = index of character directly after the found identifier, as well as the identifier as string in the second output argument.

If not successful, on return nextIndex = startIndex and the second output argument is an empty string.

See also

[Strings.Advanced.](#)

Inputs

Type	Name	Default	Description
String	string		
Integer	startIndex	1	Index where scanning starts

Outputs

Type	Name	Description
Integer	nextIndex	Index after the found token (success=true) or index at which scanning failed (success=false)
String	identifier	Value of identifier token

Modelica.Utilities.Strings.Advanced.skipWhiteSpace

Scans white space



Information

Syntax

```
nextIndex = skipWhiteSpace(string, startIndex);
```

Description

Starts scanning of "string" at position "startIndex" and skips white space. The function returns nextIndex = index of character of the first non white space character.

See also

[Strings.Advanced.](#)

Inputs

Type	Name	Default	Description
String	string		
Integer	startIndex	1	

Outputs

Type	Name	Description
Integer	nextIndex	

Modelica.Utilities.Strings.Advanced.skipLineComments

Scans comments and white space



Information

Syntax

```
nextIndex = skipLineComments(string, startIndex);
```

Description

Starts scanning of "string" at position "startIndex". First skips white space and scans afterwards a Modelica (C/C++) line comment, i.e., a sequence of characters that starts with "/" and ends with an end-of-line "\n" or with the end of the string. If end-of-line is reached, the function continues to skip white space and scanning of line comments until end-of-string is reached, or another token is detected.

If successful, the function returns nextIndex = index of character directly after the found line comment.

If not successful, on return nextIndex = startIndex.

See also

[Strings.Advanced.](#)

Inputs

Type	Name	Default	Description
String	string		
Integer	startIndex	1	

Outputs

Type	Name	Description
Integer	nextIndex	







Modelica.Utilities.System

Interaction with environment

Information

This package contains functions to interact with the environment.

Package Content

Name	Description
 getWorkDirectory	Get full path name of work directory
 setWorkDirectory	Set work directory
 getEnvironmentVariable	Get content of environment variable
 setEnvironmentVariable	Set content of local environment variable
 command	Execute command in default shell
 exit	Terminate execution of Modelica environment

Modelica.Utilities.System.getWorkDirectory

Get full path name of work directory

Information

Outputs

Type	Name	Description
String	directory	Full path name of work directory

Modelica.Utilities.System.setWorkDirectory

Set work directory



Information

Inputs

Type	Name	Default	Description
String	directory		New work directory

Modelica.Utilities.System.getEnvironmentVariable

Get content of environment variable



Information

Inputs

Type	Name	Default	Description
String	name		Name of environment variable
Boolean	convertToSlash	false	True, if native directory separators in 'result' shall be changed to '/'

Outputs

Type	Name	Description
String	content	Content of environment variable (empty, if not existent)
Boolean	exist	= true, if environment variable exists; = false, if it does not exist

Modelica.Utilities.System.setEnvironmentVariable

Set content of local environment variable



Information

Inputs

Type	Name	Default	Description
String	name		Name of environment variable
String	content		Value of the environment variable
Boolean	convertFromSlash	false	True, if '/' in content shall be changed to the native directory separator

Modelica.Utilities.System.command

Execute command in default shell



Information

Inputs

Type	Name	Default	Description
String	string		String to be passed to shell

Outputs

Type	Name	Description
Integer	result	Return value from command (depends on environment)

Modelica.Utilities.System.exit

Terminate execution of Modelica environment



Inputs

Type	Name	Default	Description
Integer	status	0	Result to be returned by environment (0 means success)


Modelica.Utilities.Types

Type definitions used in package Modelica.Utilities

Information

This package contains type definitions used in Modelica.Utilities.

Package Content

Name	Description
Compare	Enumeration defining comparision of two strings
FileType	Enumeration defining the type of a file
TokenType	Enumeration defining the token type
 TokenValue	Value of token

Types and constants

```
type Compare = enumeration(  
  Less "String 1 is lexicographically less than string 2",  
  Equal "String 1 is identical to string 2",  
  Greater "String 1 is lexicographically greater than string 2")  
"Enumeration defining comparision of two strings";
```

```
type FileType = enumeration(  
  NoFile "No file exists",  
  RegularFile "Regular file",  
  Directory "Directory",  
  SpecialFile "Special file (pipe, FIFO, device, etc.)")  
"Enumeration defining the type of a file";
```

```
type TokenType = enumeration(  
  RealToken,  
  IntegerToken,  
  BooleanToken,  
  StringToken,  
  IdentifierToken,  
  DelimiterToken,  
  NoToken) "Enumeration defining the token type";
```

Modelica.Utilities.Types.TokenValue

Value of token

Information

